



A REPORT ON THE  
TWENTY-EIGHTH GENERAL ELECTION

---

**VOLUME I**

---

# STATEMENT OF VOTES





OFFICE OF THE CHIEF ELECTORAL OFFICER  
(ELECTIONS SASKATCHEWAN)  
#301 – 3303 HILLSDALE STREET, REGINA, SASKATCHEWAN  
CANADA S4S 6W9  
TELEPHONE: (306) 787-4000 / 1-877-958-8683  
FACSIMILE: (306) 787-4052 / 1-866-678-4052  
WEB SITE: [www.elections.sk.ca](http://www.elections.sk.ca)  
ISBN 978-0-9921510-7-2



January 23, 2017

The Honourable Corey Tochor  
Speaker of the Legislative Assembly  
Room 129, Legislative Building  
2405 Legislative Drive  
Regina, Saskatchewan S4S 0B3

Mr. Speaker:

In the spirit of Section 286 of *The Election Act, 1996* I am honoured to submit Volume I in *A Report on the Twenty-Eighth General Election*.

This volume includes an overview of the election, including analysis of voter turnout, data on registered political parties, candidates, and elected members. Also included is constituency-by-constituency results by polling division and summary data of the official voting results.

Respectfully submitted,

A handwritten signature in blue ink that reads 'Michael D. Boda'.

Michael Boda, D.Phil., Ph.D.  
Chief Electoral Officer  
Province of Saskatchewan

---

Office of the Chief Electoral Officer  
(Elections Saskatchewan)  
301 – 3303 Hillside Street  
Regina, Saskatchewan S4S 6W9  
Canada

Phone: 306-787-4000 / Toll-free: 1-877-958-8683  
Fax: 306-787-4052 / Toll-free: 1-866-678-4052  
Email: [info@elections.sk.ca](mailto:info@elections.sk.ca)  
Website: [www.elections.sk.ca](http://www.elections.sk.ca)





# TABLE OF CONTENTS

---

<b>Chapter 1</b>	Reporting on the General Election: Four Volumes	<b>6</b>
<b>Chapter 2</b>	Election Overview	<b>9</b>
<b>Chapter 3</b>	Constituency Returning Officers and Election Clerks	<b>19</b>
<b>Chapter 4</b>	Registered Political Parties	<b>25</b>
<b>Chapter 5</b>	Candidates and Business Managers	<b>27</b>
<b>Chapter 6</b>	Candidates by Party	<b>35</b>
<b>Chapter 7</b>	Members Elected	<b>41</b>
<b>Chapter 8</b>	Vote Summary by Constituency	<b>44</b>
<b>Chapter 9</b>	Vote Summary by Constituency Polling Division	<b>55</b>
<b>Chapter 10</b>	Comparative Vote Summary by Registered Political Party (2016 to 1978)	<b>305</b>
<b>Chapter 11</b>	Comparative Ballot Summary	<b>309</b>
<b>Chapter 12</b>	Provincial Constituency Boundaries (Maps)	<b>310</b>
<b>Chapter 13</b>	Directory of Communities	<b>317</b>

---



# REPORTING ON THE GENERAL ELECTION: FOUR VOLUMES

The period leading to Saskatchewan’s 28th General Election, held on April 4, 2016, was one of transition for both the statutory Office of the Chief Electoral Officer and Elections Saskatchewan, the provincial election management body that supports this office. Both continued a process of reassessment and renewal that had begun in 2009. Both continued to carefully consider what it means to administer free and fair elections in the context of Saskatchewan.

In 2009, the Saskatchewan Legislative Assembly had commissioned a review<sup>1</sup> of the organizational structure and operational environment of the Office of the Chief Electoral Officer, leading to the appointment of Dr. Michael Boda as the province’s Chief Electoral Officer and head of Elections Saskatchewan on June 1, 2012.

In the months following this appointment, Dr. Boda consulted with key stakeholders within the province, a process that led to describing a “path for renewal”<sup>2</sup> – the approach by which the Office of the Chief Electoral Officer would alter its management methods, restructure its staff,

and evolve the institution’s operation to be consistent with electoral best practice in Canada and in leading democratic jurisdictions around the world. This path would include three key tenets for organizational renewal:

- Professionalizing Saskatchewan’s election management body;
- Improving the delivery of provincial electoral events; and
- Placing greater focus on democratic stewardship in the province.

<sup>1</sup> David M. Hamilton, *The Recount: Report of the Review of the Operational Environment and Accountabilities of the Office of the Chief Electoral Officer for Saskatchewan* (The Hamilton Report) (Regina: March 2009).

<sup>2</sup> Michael D. Boda, *Election Administration in Saskatchewan: ‘A Path for Renewal’* (Estimates for Fiscal Year 2013-2014) (Regina: Elections Saskatchewan, 2013).

Once the team that would lead Elections Saskatchewan into the 28th General Election was established, the organization undertook strategic planning for the years 2014-2016<sup>3</sup> to determine how the three key tenets could be transformed into a set of goals and strategic objectives that would lead to a successful general election and a much-strengthened election management body.

Elections Saskatchewan's leadership team reflected on the values found in election management bodies across the country and throughout the world. Six core values were identified and their adoption helped guide the organization through the province's 28th electoral cycle and general election:

- Independence;
- Impartiality;
- Professionalism;
- Accountability;
- Innovation; and
- Service Orientation

The story of Saskatchewan's 28th General Election, held on April 4, 2016, will be told over the course of four volumes, each providing different kinds of insight into the overall success and challenges involved in planning for, organizing and implementing the province's largest ever event. Together, these will constitute **A Report on the Twenty-Eighth General Election**.

- **Volume I - Statement of Votes** (the current volume) was designed to provide data surrounding the public's participation in the 2016 electoral event. It collates information with the intent of providing a richer understanding of voting trends in the province. Information on candidates, registered political parties, and historical data is also included;
- **Volume II – An Administrative Review** will offer a firmer grasp of the manner by which the 2016 general election was conducted. The volume will look at two sides of the electoral event. On the one hand, it will focus on how the electoral event was conducted based on an assessment of election administrator colleagues from across the country who were in Saskatchewan during the election period to evaluate the process. On the other, the volume will look at stakeholder perceptions of the implementation of the general election, drawing conclusions from surveys, focus groups, interviews and other sources of data;

- **Volume III – Statement of Expenses** will address another important component of the 2016 electoral event, one of capturing the overall costs related to the 2016 electoral event. While not often understood, such costs continue to be accumulated well after election day and the final results of the election are reported. This volume will provide insight on spending in two key areas, including spending related to reimbursements given to Saskatchewan's eligible registered political parties and eligible candidates, all of which is outlined within *The Election Act, 1996*. In addition, it will provide figures related to the cost of administering the 2016 general election in 61 constituencies across the province; and, finally;
- **Volume IV – Chief Electoral Officer's Recommendations for Legislative Reform** will take into account what has been learned over the course of the 28th electoral cycle in order to position the province — its voters, political parties and candidates and its provincial election management body — to conduct the 29th General Election. It will be published following a thorough review and assessment of how the 28th General Election was conducted in light of electoral best practice and changes being observed across the country. This volume will offer the Chief Electoral Officer's recommendation on how the Election Act should be changed to more effectively serve electoral stakeholders across the province.

While the publication of this report in four volumes will fulfil the Chief Electoral Officer's statutory duty outlined in Section 286 of *The Election Act 1996*, its intent goes well beyond this. Saskatchewan has demonstrated a competence in governance since its founding in 1905. Around the globe, the province and its partners in Confederation are categorized among the world's most successful democracies. The hope is that the information offered in this report will lead to a heightened awareness of the state of democracy in Saskatchewan by placing a microscope on one facet of it — a general election. The report aims specifically at providing a variety of tools that can encourage the residents of Saskatchewan to reflect on how the democratic traditions they cherish can be fine-tuned and improved for the future.



Michael D. Boda, D. Phil., Ph.D.  
Chief Electoral Officer  
Province of Saskatchewan

<sup>3</sup> Elections Saskatchewan. *A Strategic Plan for Saskatchewan's Election Management Body, 2014-16* (Regina: Elections Saskatchewan, January 2014).





---

# 812,224

Saskatchewan residents eligible to vote in the 28th Provincial General Election on April 4, 2016

---

# 764,264

Saskatchewan residents registered to vote

---

# 434,244

Saskatchewan residents voted

---



# ELECTION OVERVIEW

This chapter provides a brief overview of Saskatchewan's 28th General Election. It covers events leading up to the election, including the establishment of new constituency boundaries (along with an increase in the number of constituencies from 58 to 61) and a new voter registration process based on the creation and implementation of a Permanent Register of Voters.

The Election Overview also includes details on the call of the election as well as key dates in the election calendar. Summary information on political parties and candidates is included with more detail contained in subsequent chapters.

The various ways in which voters could cast their ballot are also explained along with relevant statistical details. Historical voting turnout dating back to 1982 is provided. Finally, the electoral results from the province's 28th General Election are summarized.

## Constituency Boundaries

The provincial constituency boundaries for the 2016 general election were enacted with the dissolution of the 27th Legislative Assembly in accordance with *The Representation Act, 2012*. These boundaries were based on the recommendations of the Saskatchewan Boundaries

Commission 2012, as established under *The Constituency Boundaries Act, 1993*. There are 61 provincial constituencies inclusive of two northern constituencies and 59 southern constituencies.

To see maps of individual constituencies, refer to the appropriate polling division summary. To see additional maps, including a provincial map and urban areas, see Chapter 12.

## Delay in Election Call

*The Legislative Assembly Act, 2007* states that Saskatchewan must hold a general election "on the first Monday of November in the fourth calendar year after the last general election." The province's 27th General Election was held on November 7, 2011, setting the date of the 28th General Election as November 2, 2015.

However, under the same Act, if the writ period for a provincial general election overlaps with the writ period for a federal general election, Saskatchewan’s provincial election moves to the first Monday of April in the following calendar year.

On Sunday, August 2, the federal writs of election were issued, with the vote scheduled for October 19, 2015. With the provincial writs of election legislatively required to be issued between September 29 and October 6, 2015, the date of Saskatchewan’s 28th General Election moved to April 4, 2016.

### Voter Registration

Legislative changes passed in 2014 allowed for the creation and implementation of a Permanent Register of Voters, an historic first for Saskatchewan after more than 100 years of door-to-door enumeration.

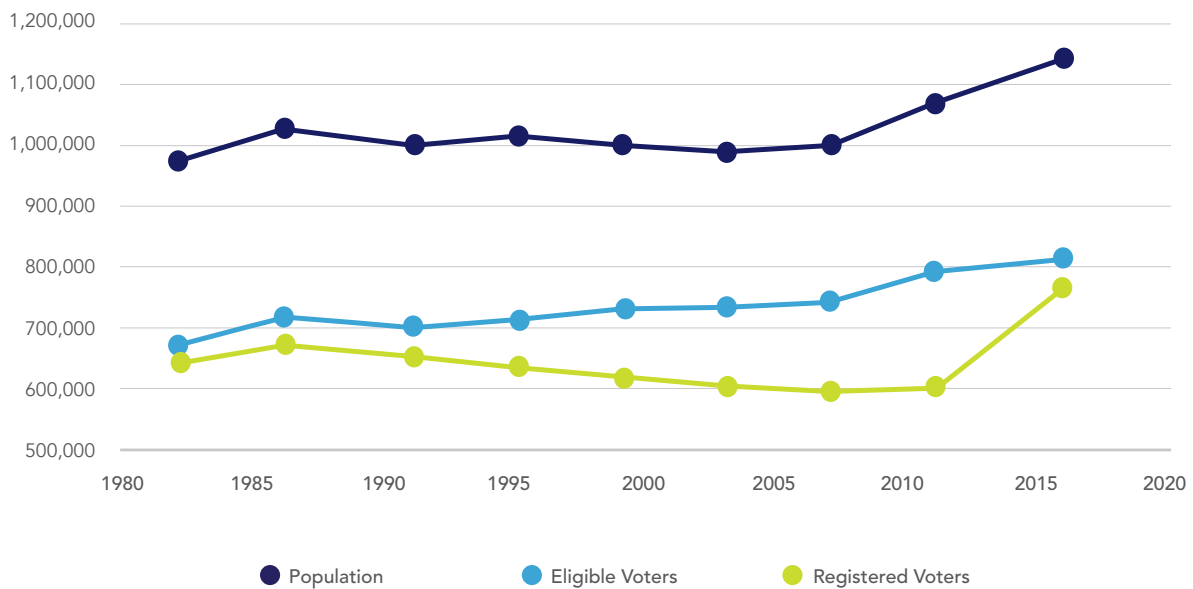
Leveraging an information sharing agreement between Elections Saskatchewan and Elections Canada, a letter listing federally registered voters was mailed to more than

329,000 households, advising residents that they would be automatically placed into the provincial register of voters if their information was correct. Changes, corrections or new registrations could be made via an online portal on the Elections SK website, over the telephone, or by mail. This letter was sent to addresses associated with 615,111 federally registered voters.

A second letter was sent to 65,612 addresses that had no federally registered voters. This letter included details on voter qualifications and invited eligible voters to register using the same three methods as above.

These two letters generated almost 200,000 registration transactions – including new voter additions, name and/or address updates, and the removal of names of voters who were deceased or had moved out of the province. A targeted door-to-door enumeration was used in just over 200 polling divisions which showed low rates of registration coverage, high rates of mobility or recently constructed housing developments.

Voter Registration: 1982 to 2016



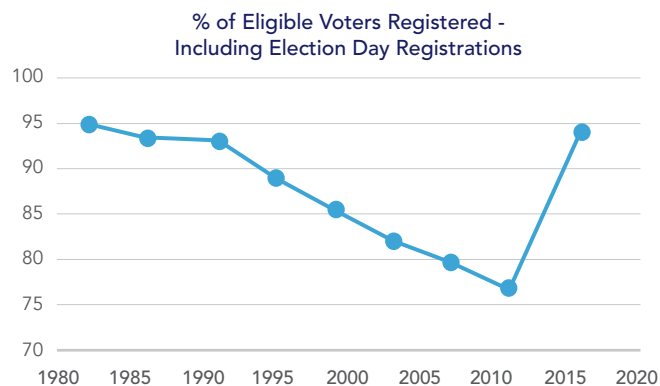
The change in voter registration methods brought with it a need to change how voter turnout was measured. Past door-to-door enumerations had registered between 75 percent and 85 percent of the eligible population while the confirmation enumeration approach was, from the start, expected to yield a significantly higher coverage. As past voter turnout numbers had been presented as a percentage of registered voters, this meant that voter turnout could appear to artificially decrease if registration increased. With this in mind, a respected statistician was engaged to establish an estimate of the number of eligible voters in the province both for 2016 and also for past elections years. This allowed for comparisons between electoral events and also a more accurate picture of what percentage of the population was actually voting. The graph on the previous page compares Registered Voters in comparison to Eligible Voters as well as the provincial population from 1982 through 2016.

At the completion of enumeration, 750,893 voters or 92.4 percent of the eligible voters in the province were registered to vote. An additional 13,331 people registered at the time of voting. In total, after all registrations were processed, 764,264 voters were registered to vote, 94.1 percent of eligible voters. This represented the highest percentage of eligible voters registered since 1982 and a significant increase over the 2011 general election.

### Issuance of Writ

On March 8, 2016 the Twenty-Seventh Saskatchewan Legislature was dissolved pursuant to Section 6 of *The Legislative Assembly Act, 2007* by the Honourable Ms. Vaughn Solomon Schofield, Lieutenant Governor of Saskatchewan. Also on March 8, 2016, an order was passed by the Lieutenant Governor in Council, pursuant to Section 31 of *The Election Act, 1996* (the Act) directing the Chief Electoral Officer to issue a Writ of Election to each of the province's 61 constituency returning officers, enabling the Saskatchewan electorate to go to the polls on April 4, 2016.

At dissolution, standing in the Legislative Assembly were 49 Saskatchewan Party MLAs and nine New Democratic Party MLAs.



Key Election Dates	
March 1	Preliminary Voters List provided to Political Parties
March 8	Writs of election issued
March 19	Nomination Day
March 26	Revised Voters List provided to Parties and Candidates
March 29 to April 2	Advance Voting Homebound Voting
April 4	Election Day
April 16	Final Count
April 27	Return to the Writ

# 92%

Eligible voters that were registered before voting began



## Provincial Political Parties

The April 4, 2016 general election acknowledged six provincial parties for the purpose of fielding candidates. Pursuant to Section 231 of the Act, the CEO recognized the existence of the following political parties in the register of political parties:

- Green Party of Saskatchewan (GP)
- New Democratic Party, Sask. Section (NDP)
- Progressive Conservative Party of Saskatchewan (PC)
- Saskatchewan Liberal Association (LIB)
- Saskatchewan Party (SP)
- Western Independence Party of Saskatchewan (WIP)

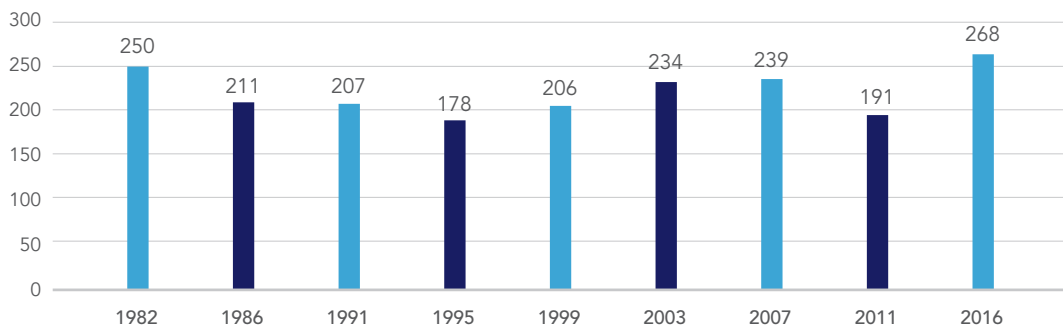
A list of registered political parties, their respective leaders, and chief official agents is provided in Chapter 4.

## Candidate Nomination

Nomination of candidates concluded on March 19, 2016 at 2 p.m. At the close of nominations, 268 candidates – a record for the province – had been officially nominated:

Registered Political Party	# of Candidates
Green Party of Saskatchewan	58
New Democratic Party, Sask. Section	61
Progressive Conservative Party of Saskatchewan	18
Saskatchewan Liberal Association	61
Saskatchewan Party	61
Western Independence Party of Saskatchewan	4
Independent	5
<b>Total</b>	<b>268</b>

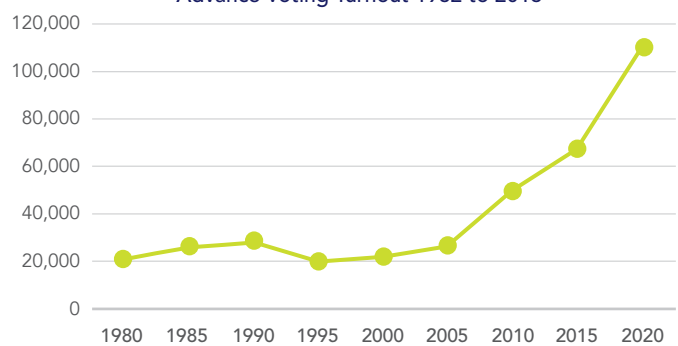
## Nominated Candidates - 1982 to 2016



## Advance Voting

Advance voting began on March 29 and ran through April 2 at 173 locations in the province's 61 constituencies. On Tuesday, March 29 to Friday, April 1, polls were open from 3 p.m. to 10 p.m., while on Saturday, April 2, voting took place from 12 noon to 7 p.m. For the first time, advance polls were open to any voter and not just those who had a legislatively-defined reason. This resulted in 110,716 ballots being cast at advance polls, a record number and a 66 percent increase over the 2011 general election. Overall, 25.5 percent of all votes were cast at an advance poll - another record number.

## Advance Voting Turnout 1982 to 2016



## Homebound Voting

For the first time, homebound voting was available for eligible voters who were unable to vote at an advance or election day poll due to a medical condition or disability or due to caring for an individual with a medical condition or disability. In these cases, after the returning officer determined the applicant was eligible, an election official attended the voters home and administered the voting process. Homebound voting took place from March 29 to April 2, the same days as advance voting. 574 people voted through homebound voting in the 28th General Election, with 571 votes being counted for candidates.

## Absentee Voting

*The Election Act, 1996* allows a voter who is unable to vote at an advance poll or an election day poll to make an application and vote as an absentee voter. An application can be made by mail or email, in which case a ballot package is mailed after eligibility is confirmed, or a voter could attend the returning office and vote as an absentee voter. An absentee voting application needed to be received by Elections Saskatchewan no later than March 28 in the case of those received in person or by email and March 29 for those received by mail. In this election, 4,420 voters cast their ballot using the absentee process.

## Mobile Polls

Section 286(1)(b) of *The Election Act, 1996* requires the Chief Electoral Officer to report on the establishment and use of mobile polls. This requirement originates from a period when the use of mobile polls was limited to special or unique circumstance such as floods, fires and other natural disasters. In 2004, an all-party committee looking at legislative revisions advised the then-CEO to adapt mobile polls for use in private personal care facilities and personal care homes. This was first done for the province's 2007 general election and has continued in subsequent elections.

Typically, mobile polls are used in personal care homes that have a small number of residents and where eligible voters may have difficulty getting to a regular poll located outside of the facility. A mobile poll can serve voters from one to four hours (at the discretion of the returning officer).

While the Act allows a mobile poll to be held throughout advance voting or on election day, during this past election all mobile polls were held on election day, April 4, 2016. For a detailed list of mobile polls in each constituency, see Chapter 9, Vote Summary by Constituency Polling Division.

## Election Day

Legislation requires that polls be open on election day from 9 a.m. to 8 p.m. so that voting can take place.

On April 4, 2016 the vast majority of the province's 2,945 polls opened on time at 9 a.m. although six did not. One poll in the constituency of Carrot River Valley, four in the Constituency of Cumberland and one in the Constituency of Saskatoon Centre opened later – in every case the polls were accepting voters by 10 a.m. In each of these six cases, the Chief Electoral Officer directed that the polls stay open later to ensure all voters had an equal chance to cast their ballot. Further information on these specific instances can found in the legislatively-required report on actions taken pursuant to Section 7 of *The Election Act, 1996*.<sup>4</sup>

After voting closed, all ballots cast on that day as well as at advance polls were counted – a total of 426,706 votes. Preliminary election results were made available that evening.

---

# 2,945

Regular polls on election day

---

<sup>4</sup> Elections Saskatchewan. *Report of the Chief Electoral Officer pursuant to subsection 7(6) of The Election Act, 1996 regarding actions taken during Saskatchewan's 28th General Election. May 2016.*



## Voter Turnout

A total of 434,244 ballots were cast in Saskatchewan’s 28th General Election. Voter turnout, as a percentage of registered voters was 56.8 percent (after registrations taken at the time of voting were processed). If the larger number of estimated eligible voters in the province is used, voter turnout drops to 53.5 percent.

It is important to make this distinction between registered and eligible voters when discussing turnout percentages. Registration ensures a voter meets certain basic, legislated requirements – such as age, residency, and citizenship. No one can vote in an election without being registered. The number of voters registered will always be a percentage of the eligible voters in a jurisdiction. While expressing turnout as a percentage of registered voters is an important measure of an election, it may not be an accurate picture of what percentage of individuals in a jurisdiction are actually voting.

Legislative changes (discussed further above under the heading “Voter Registration”) allowed for a significant increase in the percentage of registered voters for this election in comparison to the recent past. If turnout were measured as the percentage of registered voters who cast their ballot (as was past practice in Saskatchewan before this election) then voter turnout could be seen as going down because of a significant increase in the number of people registered even if the number of people actually voting rose.<sup>5</sup>

Historical turnout dating back to 1982 is included in the following table. The table includes data on the number of eligible voters in the province, the number of voters registered for that election, and accompanying turnout percentages for each.

General Election	Population	Eligible Voters	Registered Voters	Voters Who Voted	% of Eligible Voters Registered	% of Registered Voters Who Voted	% of Eligible Voters Who Voted
1982	984,778	672,952	640,216	537,165	95.1%	83.9%	79.8%
1986	1,030,078	716,322	669,716	549,985	93.5%	82.1%	76.8%
1991	1,003,140	701,117	652,233	542,760	93.0%	83.2%	77.4%
1995	1,014,187	715,675	636,227	410,908	88.9%	64.6%	57.4%
1999	1,013,074	729,831	622,500	407,707	85.3%	65.5%	55.9%
2003	996,725	734,014	603,645	428,263	82.2%	70.9%	58.3%
2007	1,007,147	747,503	598,234	454,776	80.0%	76.0%	60.8%
2011	1,073,307	789,758	605,615	403,873	76.7%	66.7%	51.1%
2016	1,144,306	812,224	764,264	434,244	94.1%	56.8%	53.5%

<sup>5</sup> Michael D. Boda, Opinion/editorial provided by Dr. Boda to the Regina Leader-Post, Saskatoon StarPhoenix and CBC Saskatchewan (Regina: March 2016)

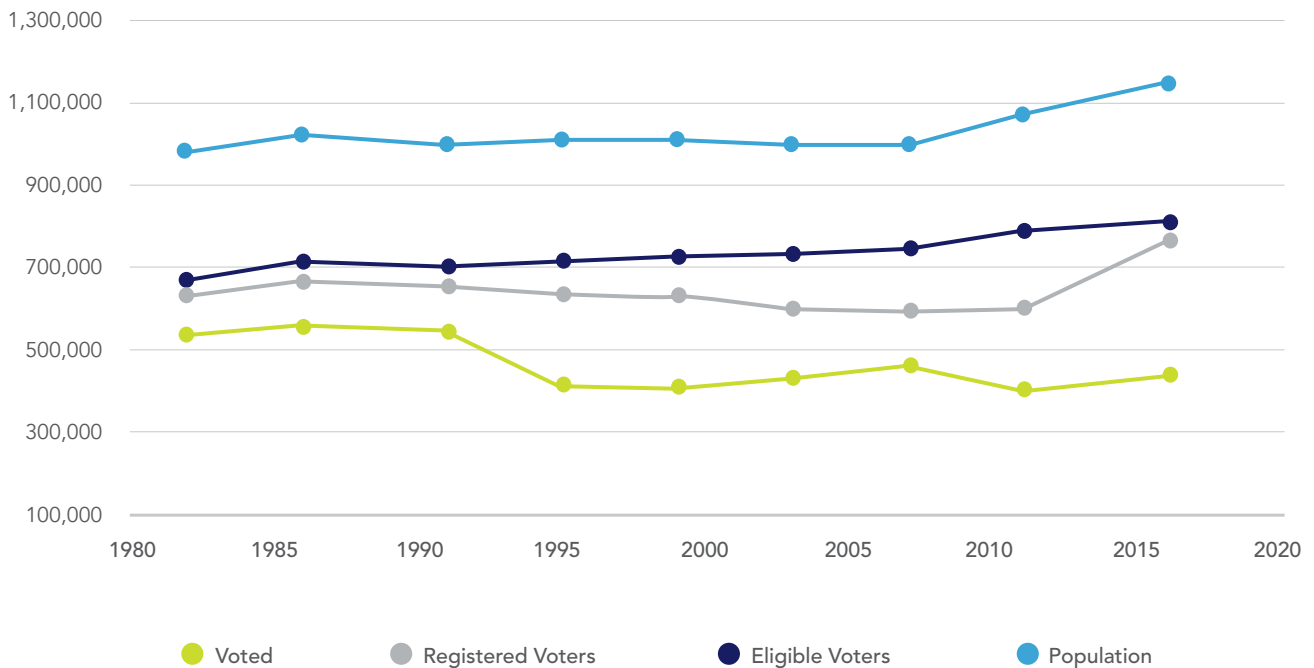
As the table shows, 434,244 people voted in the 2016 general election, an increase of more than 30,000 from the 403,873 who cast their ballot in 2011. However, as a percentage of registered voters, voter turnout fell from 66.7 percent in 2011 to 56.8 in 2016 – this is due to the large increase in the number of voters registered for the 2016 election. A more accurate estimate of voter turnout can be found by looking at voter turnout as a percentage of eligible voters – in 2011, it was 51.1 percent and in 2016, it rose slightly to 53.5 percent.

# 53.5%

Eligible voters who cast their ballot in the 2016 general election

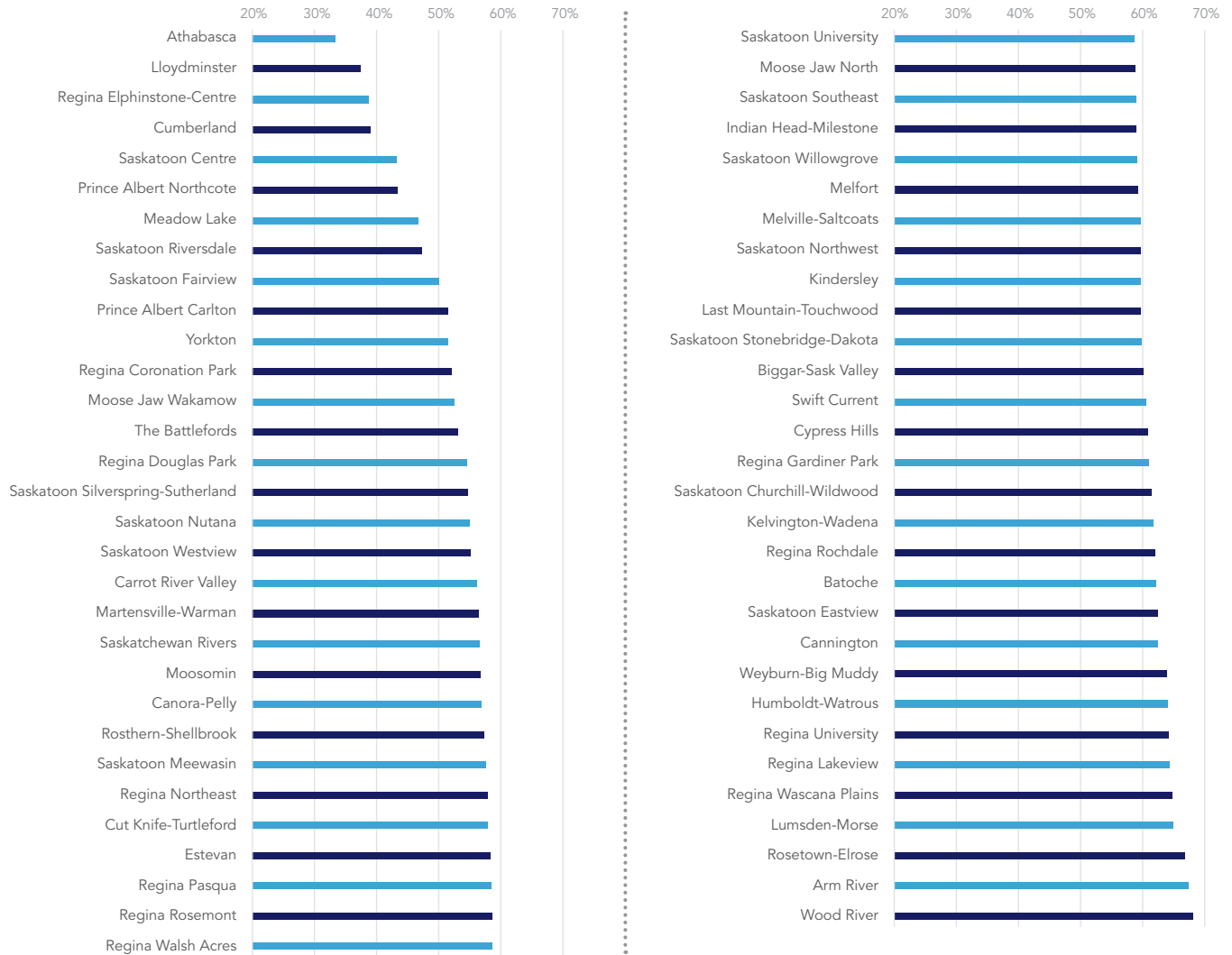
The graph below presents the data shown on page 10 related to voter registration as well as an additional line representing the number of individuals who voted in each election.

Voter Turnout compared to Registered Voters/Eligible Voters/Population



Throughout the province, voter turnout can also be measured at the constituency level. The following graph shows voter turnout as a percentage of registered voters, moving from the lowest turnout in the province to the highest.

28th GE - Turnout by Constituency (Registered Voters)



### Election Results

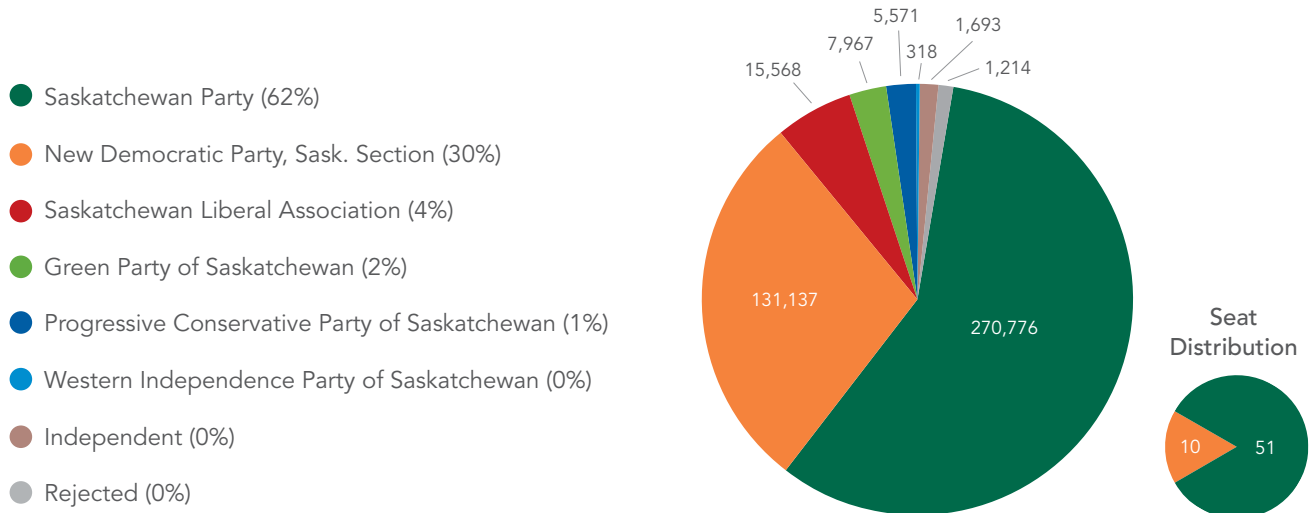
Unofficial electoral results were published the evening of April 4, 2016, resulting in 51 Saskatchewan Party and 10 New Democratic Party members being elected. No candidates were elected by acclamation.

On April 16, 2016 constituency returning officers tabulated the results of votes cast in hospitals and remand centres as well as those cast by absentee ballot. These figures were then reflected in the constituency results concluding the final count. Upon completion of the final count, 61 of 61 returning officers made a Return to the Writ on April 27, 2016.



## Results of Saskatchewan's 28th General Election

### Votes by Party



### Contents of this Report

The Statement of Votes provides detailed information on Saskatchewan's 28th General Election.

The administration of the election in each constituency is led by a Returning Officer. Returning Officers are appointed by the Chief Electoral Officer under section 9 of *The Election Act, 1996* and are responsible for all aspects of the election in their constituency – from hiring election day workers to accepting candidate nominations. **Chapter 3** includes the names, photos and constituencies of the 61 Returning Officers and Election Clerks who administered the general election.

**Chapter 4** provides the official names, registered abbreviations, party leader and chief official agent for each of the province's six registered political parties. **Chapter 5** lists candidates by constituency along with their community of residence, occupation and business manager. **Chapter 6** provides a listing of candidates by registered political party. The winning candidates in each constituency are listed alphabetically by last name in **Chapter 7**.

**Chapter 8** provides a summary of the total votes received by each candidate in constituency order. **Chapter 9** lists poll by

poll results for the election, along with constituency maps. Both **Chapter 8** and **9** include a number of calculations. When determining “% of Registered Voters Who Voted” this number is inclusive of ballots cast for candidates as well as rejected ballots. However, when determining “% by Party,” or the percentage of votes received by each candidate, rejected ballots are not included. This is consistent with past reporting in Statement of Votes publications.

Historical information on elections from 2016 to 1978 is provided in **Chapters 10** and **11**. **Chapter 10** provides information on the registered political parties who contested the election while **Chapter 11** details information on various voting methods and the number of voters found on voters lists in past elections.

A provincial map showing all 61 constituencies is included in **Chapter 12**. Maps of the four largest centers, Regina, Saskatoon, Moose Jaw and Prince Albert, showing constituency boundaries, are included as well. Finally, **Chapter 13** contains an excerpt from Elections Saskatchewan's Directory of Communities and provides the constituency for every community in the province.





You voted, congratulations!

1. Take a selfie with this banner (remember, no photographs)
2. Share it with the hashtag #SKVOTES



---

# 61

Constituency Returning Officers  
and Election Clerks

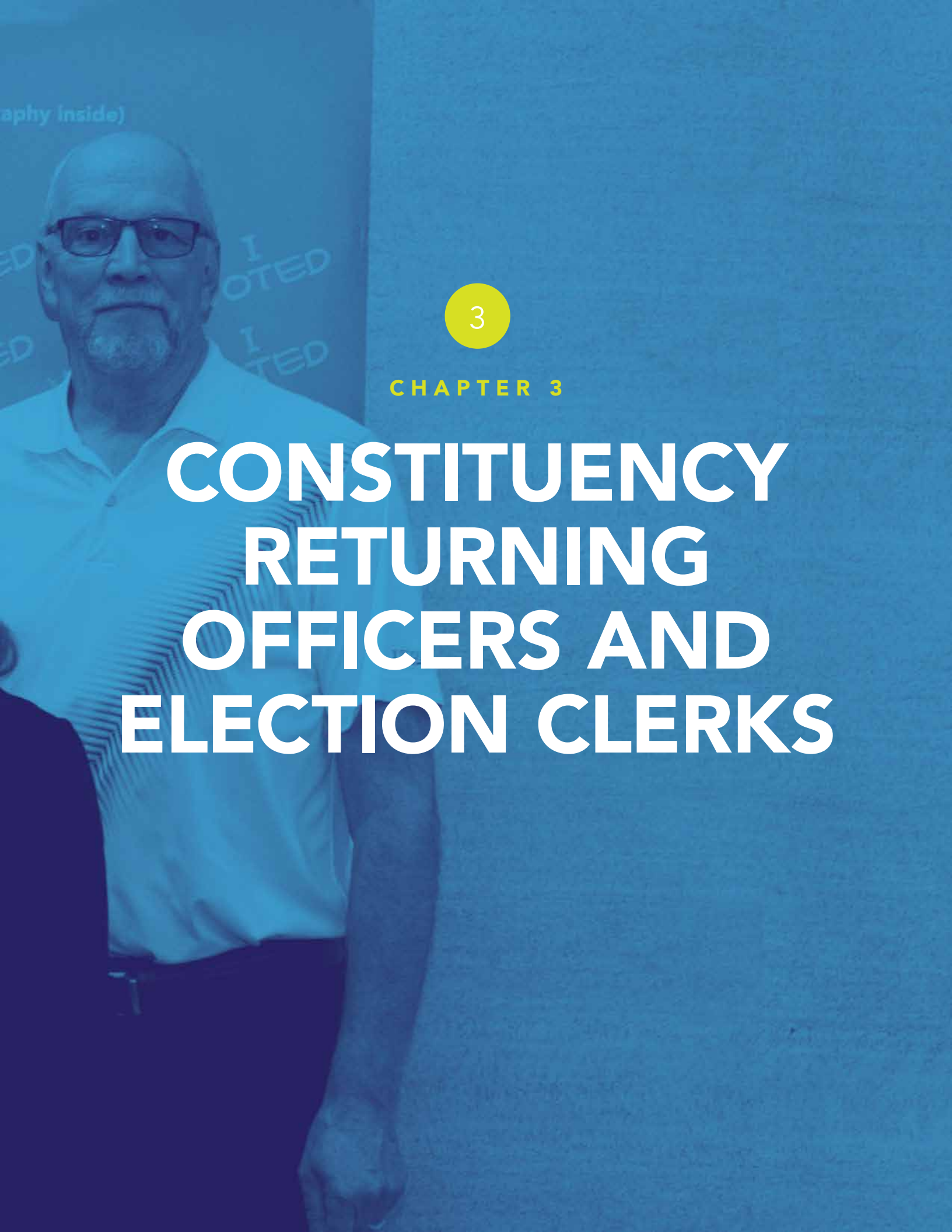
---

aphy Inside)

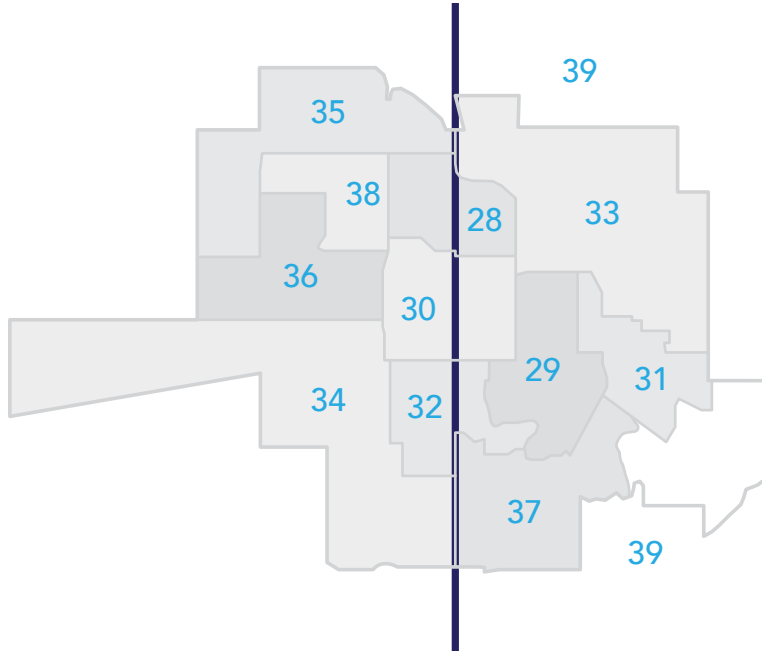
3

CHAPTER 3

# CONSTITUENCY RETURNING OFFICERS AND ELECTION CLERKS

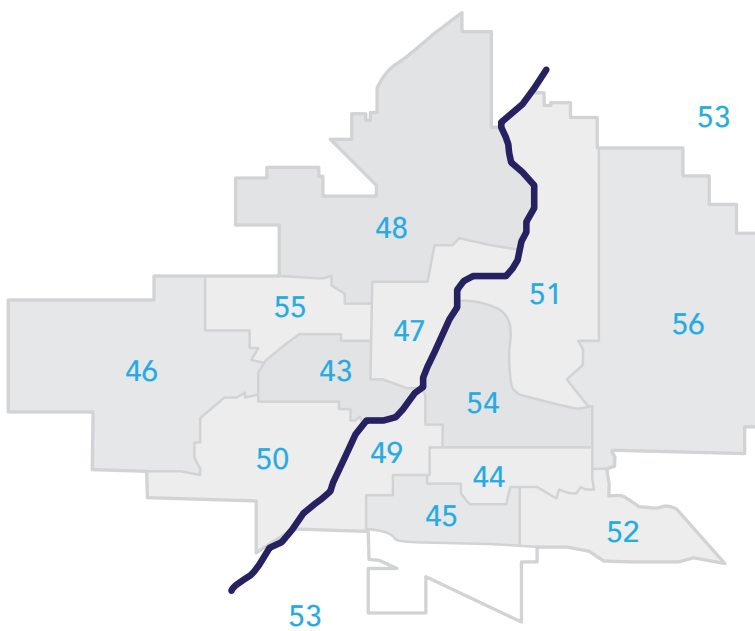


# CONSTITUENCY RETURNING OFFICERS



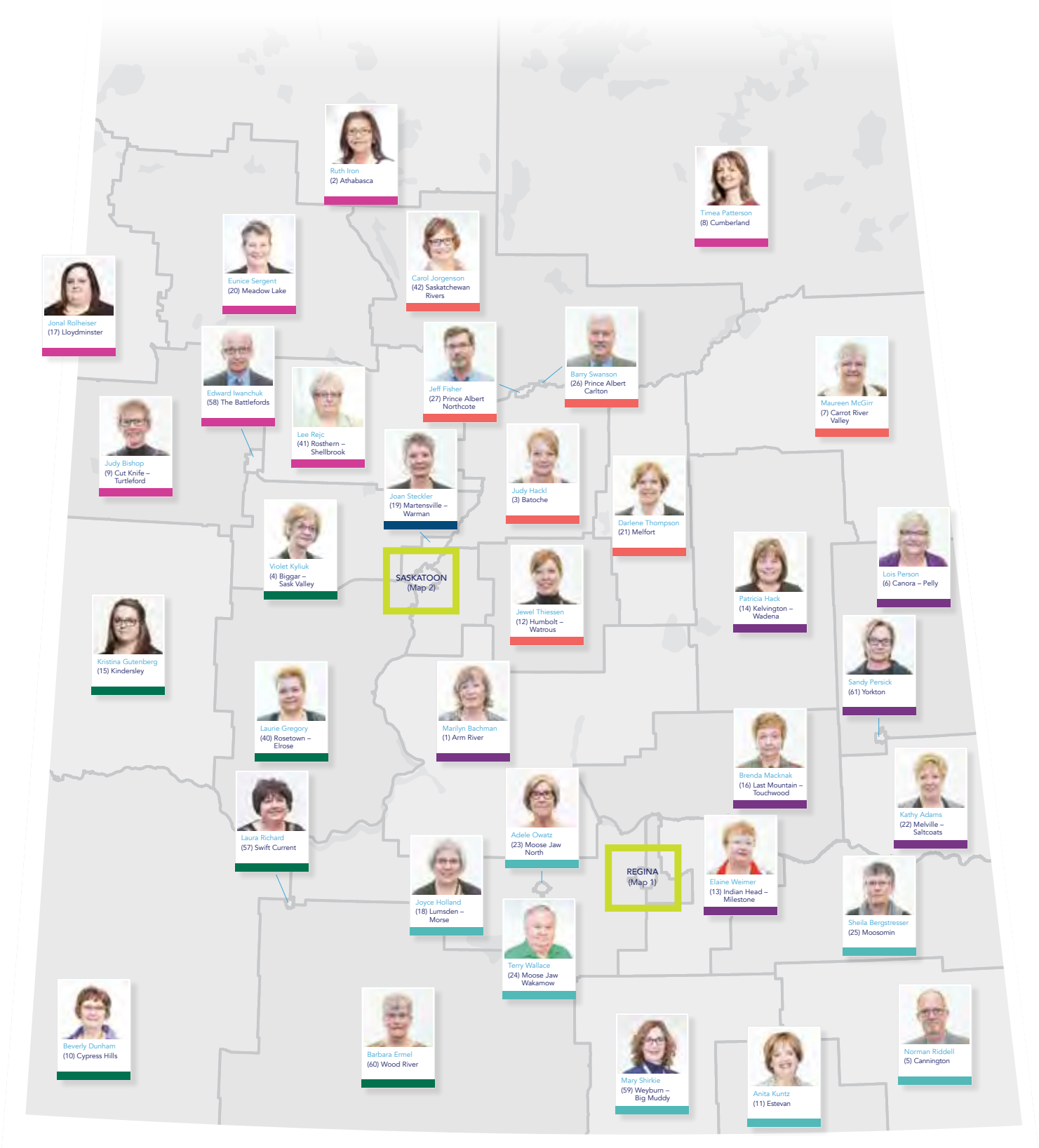
## Regina

 Corinne Hoffert (28) Regina Coronation Park	 Judith Kraus (29) Regina Douglas Park	 Shannon Rains (30) Regina Ephinstone-Centre	 Sheila Wilson (31) Regina Gardiner Park
 Judith Harris (32) Regina Lakeview	 Dawn Task (33) Regina Northeast	 Joanna Alexander (34) Regina Pasqua	 Victoria Bonnell (35) Regina Rochdale
 Doug Leask (36) Regina Rosemont	 Sandra Benson (37) Regina University	 Mike Nassachuk (38) Regina Walsh Acres	 Aurele Duperré (39) Regina Wascana Plains

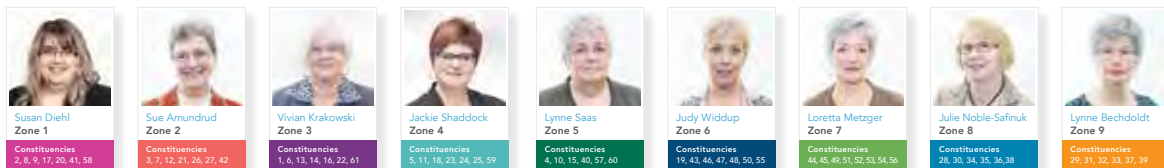


## Saskatoon

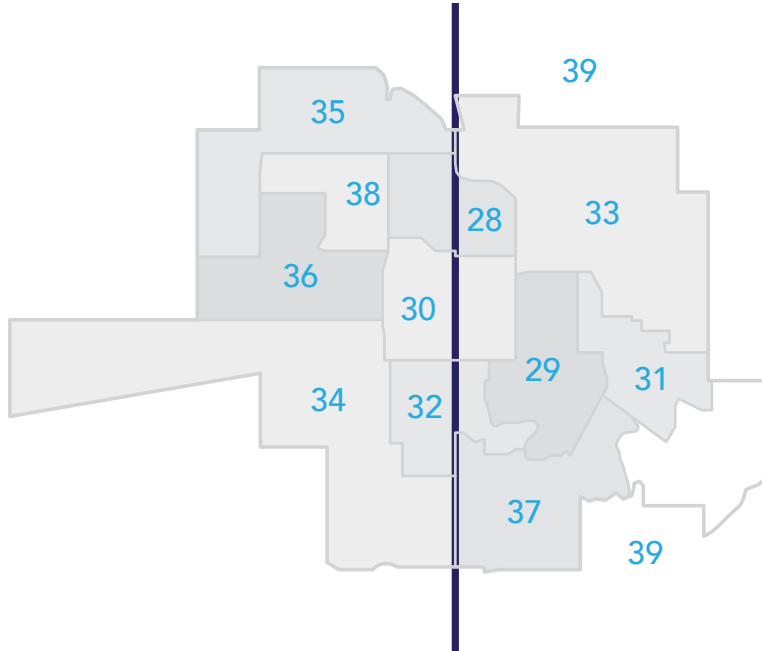
 Annette Yarmovich (43) Saskatoon Centre	 Ernest Boyko (44) Saskatoon Churchill-Wildwood	 Danny Boyer (45) Saskatoon Eastview	 Wendy De Sa (46) Saskatoon Fairview
 Lloyd Howey (47) Saskatoon Meevasin	 Darlene Britton (48) Saskatoon Northwest	 Helen Shook (49) Saskatoon Nutana	 Rhonda Sadler (50) Saskatoon Riversdale
 Heather Torvi (51) Saskatoon Sutherland	 Lyn Carduner (52) Saskatoon Southeast	 Phyllis Wilson (53) Saskatoon Stonbridge-Dakota	 Rhea Moat (54) Saskatoon University
 Milton Darry (55) Saskatoon Westview	 Ferne Wagner (56) Saskatoon Willowgrove		















### Supervisory Returning Officers

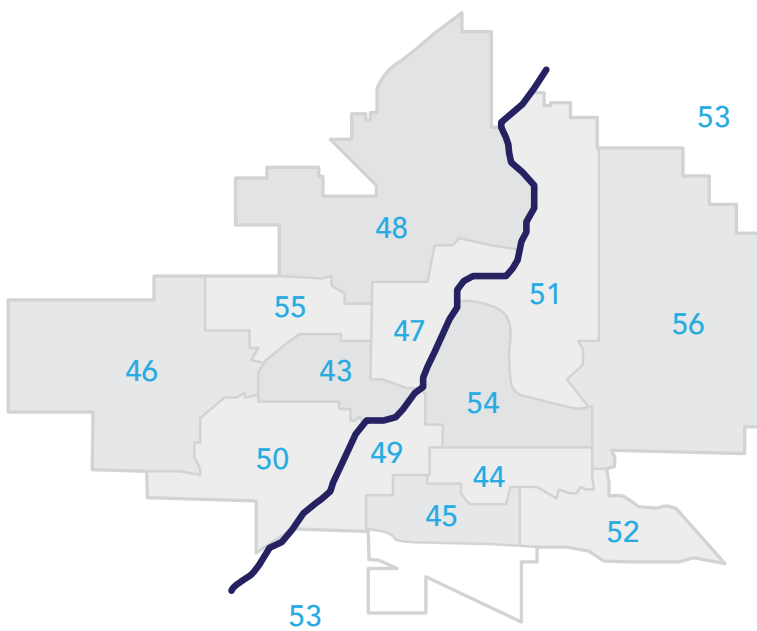


# CONSTITUENCY ELECTION CLERKS

















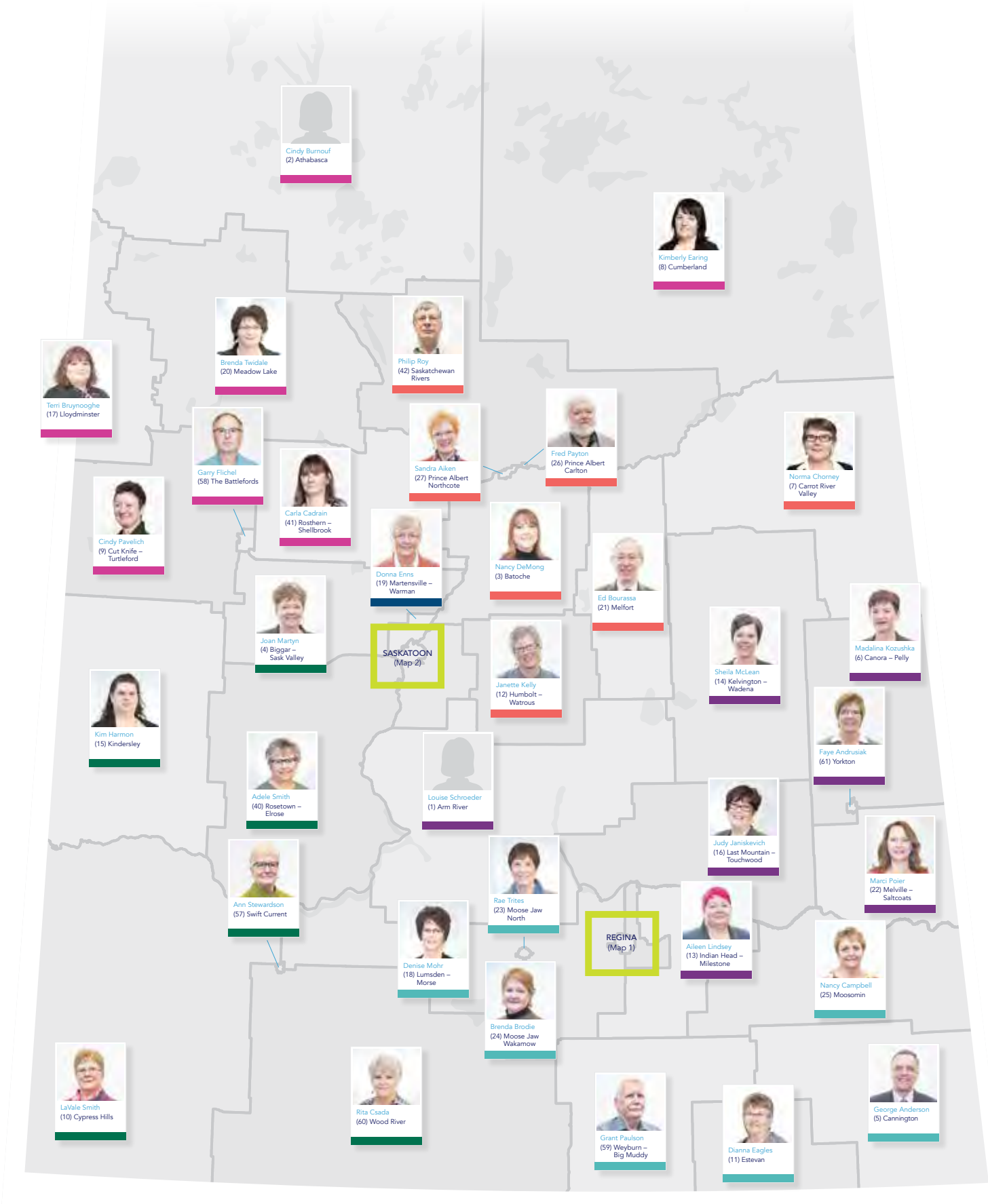
## Regina

 Shelley Loney (28) Regina Coronation Park	 Jane Fahiman (29) Regina Douglas Park	 Michael Siebert (30) Regina Elphinstone-Centre	 Margaret Wilson (31) Regina Gardiner Park
 Margo Soriano (32) Regina Lakeview	 Phyllis Bamford (33) Regina Northeast	 Donna Pelat (34) Regina Pasqua	 Gary Tolhurst (35) Regina Rochdale
 Thomas Maher (36) Regina Rosemont	 Ilsa Krukoff (37) Regina University	 Brian Runge (38) Regina Walsh Acres	 Janet Stamatinos (39) Regina Wascana Plains



## Saskatoon

 Clifford Lange (43) Saskatoon Centre	 Barry Morgan (44) Saskatoon Churchill-Wildwood	 Jack Hopper (45) Saskatoon Eastview	 Michelle Schaan (46) Saskatoon Fairview
 Sharon Murray (47) Saskatoon Meewasin	 Evelyn Pieczonka (48) Saskatoon Northwest	 Catherine Folkersen (49) Saskatoon Nutana	 Cecile Gudmundson (50) Saskatoon Riversdale
 Stephanie Hilash (51) Saskatoon SilverSpring-Sutherland	 Gillian Black (52) Saskatoon Southeast	 Gwen Lafond (53) Saskatoon Stonebridge-Dakota	 Dorothy Rapp (54) Saskatoon University
 Elaine Jarvis (55) Saskatoon Westview	 Sheryl Hilash (56) Saskatoon Willowgrove		





---

# 6

Registered political parties in  
Saskatchewan

---



## 4

## CHAPTER FOUR

# REGISTERED POLITICAL PARTIES

Registered Political Party	Official Registered Abbreviation	Party Leader	Chief Official Agent
Green Party of Saskatchewan	Green Party	Victor Lau	David Abbey
New Democratic Party, Sask. Section	New Democratic Party (N.D.P.)	Cam Broten	Frank Quennell
Progressive Conservative Party of Saskatchewan	P.C. Party of Sask.	Rick Swenson	Grant Schmidt
Saskatchewan Liberal Association	Saskatchewan Liberal Party	Darrin Lamoureux	Gerald Hiebert
Saskatchewan Party	Saskatchewan Party	Brad Wall	Patrick Bundrock
Western Independence Party of Saskatchewan	WIP SK	William David Sawkiw	Neil Fenske

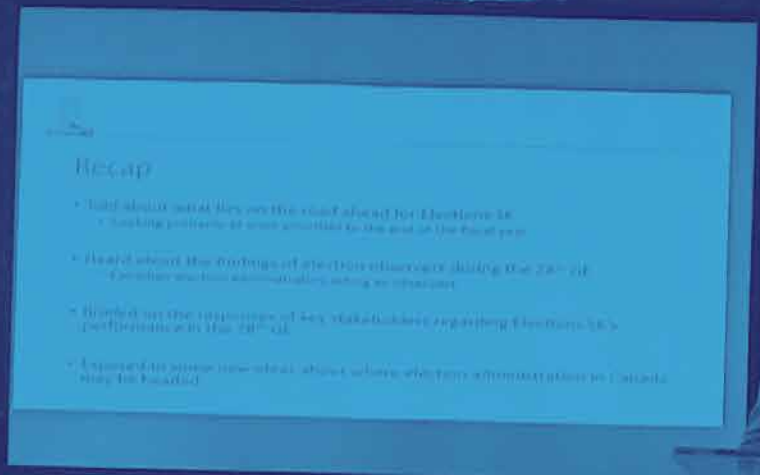
As of March 8, 2016

---

# 268

Candidates nominated

---



## CHAPTER FIVE

# CANDIDATES & BUSINESS MANAGERS

Constituency	Political Affiliation	Candidate	Occupation	Candidate's Community	Business Manager
Arm River	SP	Greg Brkich	Farmer	Davidson	Ronald G. Bessey
	PC	Raymond Carrick	Farmer	Eyeblow	Randall Edge
	LIB	Russ Collicott	Construction Management	Moose Jaw	Logan Bobetsis
	GP	Dale Dewar	Physician	Wynyard	David Abbey
	NDP	Denise Leduc	Librarian	Aylesbury	Luana Dolan
Athabasca	NDP	Buckley Belanger	Business Person	Ile-A-La-Crosse	Stacey Dyck-Jiricka
	SP	Philip Elliott	Self-Employed	La Loche	Ken Roth
	GP	Max CD Morin	Retired RCMP	Saskatoon	David Abbey
	LIB	Michael Wolverine	Business Consultant	Patuanak	Darryl Lariviere
Batoche	NDP	Clay DeBray	Educator	Hagen	Earl Mickelson
	GP	B Garneau I	Student	Regina	David Abbey
	SP	Delbert Kirsch	Farmer Auctioneer	Middle Lake	Mary Anne Telfer
	LIB	Graham Tweten	Parts Management Tech	Birch Hills	Logan Bobetsis
Biggar-Sask Valley	LIB	Faiza Kanwal	Office Manager	Saskatoon	Logan Bobetsis
	GP	Ryan Lamarche	Manager	Dalmeny	Ray Lamarche
	NDP	Dan Richert	Building Manager	Saskatoon	Katherine Finn
	SP	Randy Weekes	Retired Rancher	Biggar	Cindy Weekes

*Continued on next page*

**CANDIDATES AND BUSINESS MANAGERS (CONTINUED)**

Constituency	Political Affiliation	Candidate	Occupation	Candidate's Community	Business Manager
Cannington	NDP	Nathaniel (J.D.) Cole	Public Servant	Regina	Glen Lawson
	SP	Dan D'Autremont	Politician	Alida	Elaine Morgan
	LIB	Patrick Dennie	Operations Manager	Regina	Logan Bobetsis
	GP	Tierra Lemieux	Labourer	Saskatoon	David Abbey
	PC	Kurt Schmidt	Business Banking Manager	Estevan	Phillip Zajac
Canora-Pelly	LIB	Kyle Budz	Teacher	Pelly	Logan Bobetsis
	SP	Terry Dennis	Business Owner	Canora	Carol Sleeva
	GP	Rachel Gregoire	Homemaker	Yorkton	David Abbey
	PC	Merv Malish (Malischewski)	Counsellor	Canora	Glen Leson
	WIP	David Sawkiw	Farmer	Preeceville	Neil Fenske
	NDP	Theresa Wilson	School Board Trustee	Melville	Leslie H. Carlson
Carrot River Valley	SP	Fred Bradshaw	Business Owner	Carrot River	Helena Lefebvre
	NDP	Sandy Ewen	Recreation Therapist	Tisdale	Sharon Milligan
	GP	Koreena Lynn Fibke	Driver	Nipawin	David Abbey
	LIB	Karalasingham Sadadcharam	Controller	Saskatoon	Logan Bobetsis
Cumberland	LIB	George Morin	Community Developer	Prince Albert	Logan Bobetsis
	SP	Thomas Sierzycki	Community Coordinator	La Ronge	Doreen Polischuk
	GP	Mick Taylor-Lessard	Courier	La Ronge	David Abbey
	NDP	Doyle Vermette	Small Businessman	La Ronge	Alfred Wiens
Cut Knife-Turtleford	PC	Rick Cline	Truck Driver	Mervin	Carrie R. Scaife
	SP	Larry Doke	Retired Business Man	Meota	Carol Carlson
	GP	Tammy Fairley Saunders	Licensed Practical Nurse	Regina	Blaine Gilbertson
	LIB	Rod Gopher	Bus Driver	Cochin	Logan Bobetsis
	NDP	Danica Lorier	Storyteller/Writer	Saskatoon	Gil Pedersen
Cypress Hills	GP	Marie Crowe	Security Guard	Saskatoon	David Abbey
	NDP	Barb Genert	Small Business Owner	Maple Creek	Donna Byers
	PC	John Goohsen	Farmer	Gull Lake	Jack Goohsen
	SP	Douglas Steele	Farmer	Gull Lake	Gayna Lachapelle
	LIB	Charles Tait	Meter Reader	Maple Creek	Logan Bobetsis
Estevan	SP	Lori Carr	Financial Planner	Estevan	Glenys Baerg
	PC	Paul Carroll	Electrician	Bienfait	Phillip Zajac
	LIB	Oskar Karkabatov	Construction Business	Regina	Logan Bobetsis
	IND	Cam Robock	Courier	Estevan	Darcy W Wright
	GP	Branden Schick	Architectural Tech	Regina	David Abbey
	NDP	Tina Vuckovic	Procurement Specialist	Regina	Stephen Yardy

Constituency	Political Affiliation	Candidate	Occupation	Candidate's Community	Business Manager
Humboldt-Watrous	NDP	Adam Duke	Bartender	Humboldt	Sharon Cameron
	SP	Donna Harpauer	Retired Farmer	Humboldt	Lori Washkowsky
	GP	Lori Harper	Office Clerk	Manitou Beach	David Abbey
	LIB	Robert Tutka	Truck Driver	Aberdeen	Logan Bobetsis
Indian Head-Milestone	LIB	David Delainey	Electrician	Pilot Butte	Logan Bobetsis
	GP	Andrea Huang	Student	Regina	David Abbey
	SP	Don McMorris	Business Man	Balgonie	Dwaine Entner
	NDP	Ashley Nemeth	Advocate	Indian Head	Edwin Haid
	PC	Sheila Olson	Safety Administrator	Estevan	Randall Edge
Kelvington-Wadena	PC	Tim Atchison	Business Owner	Lintlaw	Tammy Fehr
	NDP	Danny Hiscock	Student Counsellor	Kuroki	Rodney Dickinson
	WIP	Walter Hrapsted	Farmer	Wynyard	Jacqueline F Prodaehl
	SP	Hugh Nerlien	Entrepreneur	Porcupine Plain	Jackie Grisdale
	GP	Owen Swiderski	Driver Instructor	Kelvington	David Abbey
	LIB	Bernie Yuzdepski	Retired	Saskatoon	Logan Bobetsis
Kindersley	SP	Bill Boyd	Farmer	Eston	Susan Maedel
	IND	Jason Dearborn	Farmer	Eatonia	Randall Edge
	LIB	Darren Donald	Section Supervisor	Eatonia	Logan Bobetsis
	NDP	Charles Jedlicka	Teacher	Luseland	Mitchell Anderson
	PC	Terry Smith	Farmer/Businessman	Melville	Dale Burnay
Last Mountain-Touchwood	LIB	David Buchocik	Retired	Regina	Logan Bobetsis
	NDP	Mary Ann Harrison	Administrative Manager	Southey	Brian Kramer
	SP	Glen Hart	Self Employed	Cupar	Donna J. Klein
	WIP	Frank J. Serfas	Farmer/Truck Driver	Melville	John Koban
	GP	Justin Stranack	Butcher	Strasbourg	David Abbey
	PC	Rick Swenson	Farmer	Moose Jaw	Neil Wagner
Lloydminster	GP	Lisa Grant	Domestic Manager	Pierceland	Corrie-Ann Wasmund
	NDP	Michelle Oleksyn	Teacher	Lloydminster	Terry Mackie
	LIB	Dolores Pahtayken	Consultant	Onion Lake	Logan Bobetsis
	SP	Colleen Young	Homemaker	Lloydminster	Cindy Holowachuk
Lumsden-Morse	GP	Patricia Crowther	Courier	Regina	David Abbey
	LIB	Gerald Hiebert	Retired	Moose Jaw	Logan Bobetsis
	NDP	Rhonda Phillips	Teacher	Lumsden	Howard Leeson
	SP	Lyle Stewart	Farmer/Rancher	Pense	Marlie Mcleod

Continued on next page



CANDIDATES AND BUSINESS MANAGERS (CONTINUED)

Constituency	Political Affiliation	Candidate	Occupation	Candidate's Community	Business Manager
Martensville-Warman	NDP	Jasmine J. Calix	Asst. Program Coordinator	Martensville	Jaymeann Buhr
	SP	Nancy Heppner	Communications Consultant	Saskatoon	Whitney Friesen
	LIB	Michael McAteer	Technical Communicator	Saskatoon	Logan Bobetsis
	GP	Darcy Robilliard	Clerk	Saskatoon	David Abbey
	WIP	Pamela Spencer	Bartender	Warman	John Koban
Meadow Lake	SP	Jeremy Harrison	Lawyer	Meadow Lake	Gary A. Vidal
	NDP	Dwayne Lasas	Vice Chief	Meadow Lake	Miles Nachbaur
	LIB	Eric McCrimmon	Business Student	Meadow Lake	Glenn McCrimmon
	GP	Eric Schalm	Exercise Physiologist	Meadow Lake	David Abbey
Melfort	LIB	Bruce Ber	Self Employed	Saskatoon	Logan Bobetsis
	SP	Kevin K. Phillips	Businessman	Melfort	Zachary John Moskal
	NDP	Linsey Thornton	Teacher	Melfort	Neil McPhee
	GP	Tanner Wallace	Care Provider	Regina	David Abbey
Melville-Saltcoats	NDP	Leonard Dales	Farmer	Melville	Bryan Kirk
	SP	Warren Kaeding	Businessman	Churchbridge	Blair Harris
	PC	Diana Lowe	Educator	Grayson	Adam Neil Crocker
	IND	Trever Ratti	Sign Tech	Stockholm	Pauline Belfour
	LIB	Igor Riabchyk	Realtor	Regina	Logan Bobetsis
Moose Jaw North	NDP	Corey Atkinson	Journalist	Moose Jaw	Derek Hassen
	LIB	Brenda Colenutt	Supervisor	Moose Jaw	Logan Bobetsis
	GP	Caleb Maclowich	Machine Operator	Moose Jaw	David Abbey
	SP	Warren Michelson	Sales Manager	Moose Jaw	Debra Mutlow
Moose Jaw Wakamow	GP	Shaun Francis Drake	Music Producer	Moose Jaw	Aubray Gadd
	LIB	Terry Gabel	Community Activist	Moose Jaw	Logan Bobetsis
	SP	Greg Lawrence	Customer Service Tech	Moose Jaw	Paul E. Marcil
	NDP	Karen Purdy	Licensed Practical Nurse	Moose Jaw	Rodney Laporte
Moosomin	IND	Trevor Bearance	Caretaker	Rocanville	Twila Marie Reavie
	SP	Steven Bonk	Businessman	Wolseley	Timothy Lloyd Taylor
	GP	Kate Ecklund	Environmental Technician	Broadview	Dianne Ecklund
	PC	Lloyd Hauser	Farmer	Melville	Grant Schmidt
	NDP	Ashlee Hicks	Home Maker	Cowessess	Jason Hicks
	LIB	Janice Palmer	Health Info Management	Regina	Logan Bobetsis
Prince Albert Carlton	SP	Joe Hargrave	Business Person	Prince Albert	Harvey C. Agnew
	NDP	Shayne Lazarowich	Executive Director	Prince Albert	Merle Lacert
	LIB	Winston McKay	Educator	Prince Albert	Logan Bobetsis
	GP	Asia Yellowtail	Student	Saskatoon	David Abbey
Prince Albert Northcote	LIB	Jonathan Fraser	Sales Associate	Prince Albert	Chad Mogg
	SP	Victoria Jurgens	Registered Dietitian	Prince Albert	Robin Woodward
	NDP	Nicole Rancourt	Registered Social Worker	Prince Albert	Darren Solomon
	GP	Trace Yellowtail	Writer	Saskatoon	David Abbey

Constituency	Political Affiliation	Candidate	Occupation	Candidate's Community	Business Manager
Regina Coronation Park	SP	Mark Docherty	Educator/Instructor	Regina	David Keogan
	IND	Douglas Hudgin	Owner Sign Company	Regina	Steven Ries
	NDP	Ted Jaleta	Former Civil Servant	Regina	Larry Deters
	LIB	Tara Jijian	Homemaker	Regina	Logan Bobetsis
	GP	Melvin Pylypchuk	Receiver	Regina	David Abbey
Regina Douglas Park	SP	CJ Katz	Author/Journalist	Regina	Matthew Glover
	GP	Victor Lau	Business Owner	Regina	David Abbey
	NDP	Nicole Sarauer	Lawyer	Regina	Kelsey James Rose
	LIB	Curt Schroeder	Educator	Regina	Logan Bobetsis
Regina Elphinstone-Centre	LIB	Patrick Denis	Sales Management	Regina	Cindy Denis
	GP	Dianna Holigroski	Prep Baker	Regina	David Abbey
	NDP	Warren McCall	Public Servant	Regina	Elaine Torrie
	SP	Bill Stevenson	Youth Worker	Regina	Dianne Hopkie
Regina Gardiner Park	LIB	Jesse Albanez	Nurse	Regina	Logan Bobetsis
	GP	Liam Becker Lau	Student	Regina	David Abbey
	NDP	Faycal Haggui	Senior Policy Analyst	Regina	Gary C Carlson
	SP	Gene Makowsky	Retired Football Player	Regina	Dianne Hopkie
Regina Lakeview	NDP	Carla Beck	Social Worker	Regina	Noah Patrick Evanchuk
	SP	Dan Cooper	Clergy	Regina	Kathleen Peterson
	LIB	Stewart Kerr	Public Servant	Regina	Logan Bobetsis
	GP	Larry Neufeld	New Business Technician	Regina	Hoover Chan
Regina Northeast	LIB	Hafeez Chaudhuri	Businessman	Regina	Logan Bobetsis
	SP	Kevin Doherty	Vice President	Regina	Vic Pankratz
	GP	Marlene Macfarlane	Self-Employed	Regina	David Abbey
	NDP	Kathleen O'Reilly	Professor	Regina	Susanne Bell
Regina Pasqua	PC	Desmond Bilsky	Truck Driver	Lampman	Randall Edge
	SP	Muhammad Fiaz	Small Business Owner	Regina	Laine Goertz - Kaeding
	LIB	Darrin Lamoureux	General Contractor	Regina	Logan Bobetsis
	NDP	Heather McIntyre	Communications	Regina	Stephen G. Moore
	GP	Mike Wright	Engineer	Regina	David Abbey
Regina Rochdale	NDP	Brett Estey	Civil Servant	Regina	William Leach
	LIB	Nadeem Islam	Realtor	Regina	Logan Bobetsis
	GP	Billy Patterson	Landscaper	Strasbourg	Caellan Reilly
	SP	Laura Ross	Business Person	Regina	Michelle Grunerud
Regina Rosemont	SP	Kevin Dureau	Business Owner	Regina	Kirsten Felber
	LIB	Reid A. L. Hill	Car Salesman	Regina	Logan Bobetsis
	GP	Sara Piotrofsky	Dishwasher	Regina	Blaine Gilbertson
	NDP	Trent WotherSPoon	Teacher	Regina	William Leach

Continued on next page



## CANDIDATES AND BUSINESS MANAGERS (CONTINUED)

Constituency	Political Affiliation	Candidate	Occupation	Candidate's Community	Business Manager
Regina University	SP	Tina Beaudry-Mellor	Political Scientist	Regina	Daniel Kwochka
	GP	Yordanos Tesfamariam	Educator	Regina	David Abbey
	LIB	Silvia Volodko	Educator	Regina	Irina Ibragimov
	NDP	Aleana Young	School Board Trustee	Regina	Stephen G. Moore
Regina Walsh Acres	NDP	Gloria Patrick	Social Worker	Regina	Harlyne Tank
	LIB	Reina Sinclair	Consultant Human Resources	Regina	Laurie M. Gervais
	SP	Warren Steinley	Director Of Research	Regina	Eric Clark
	GP	Leonie Williams	Caregiver Student	Regina	David Abbey
Regina Wascana Plains	NDP	Kaytlyn Criddle	Health Policy Analyst	Regina	John Gangl
	PC	Allen Mryglod	Business Manager & Farmer	Regina	Randall W. Edge
	GP	Jeremy O'Connor	Personal Support Worker	Regina	Blaine Gilbertson
	LIB	Gulraiz Tariq	Director Of Skyways	Regina	Logan Bobetsis
	SP	Christine Tell	Police Officer	Regina	Rodney Sieffert
Rosetown-Elrose	LIB	Adrian Janssens	Retired	Milden	Logan Bobetsis
	GP	Yvonne Potter Pihach	Agricultural Consultant	Lucky Lake	David Abbey
	SP	Jim Reiter	Municipal Administrator	Rosetown	James D. Turner
	NDP	Glenn Wright	Engineer/Farmer	Vanscoy	Shannon Wright
Rosthern-Shellbrook	GP	Jade Duckett	Filmmaker	Regina	David Abbey
	NDP	Rose Freeman	Small Business Owner	Shell Lake	Mitchell Anderson
	LIB	Orrin Murray Greyeyes	Entrepreneur	Prince Albert	Jennifer Harder
	SP	Scott Moe	Manager	Shellbrook	Grant Hladun
Saskatchewan Rivers	LIB	Brenda McKnight	Caregiver	Saskatoon	Logan Bobetsis
	NDP	Lyle Whitefish	Education Administrator	Prince Albert	Ray Johnson
	SP	Nadine Wilson	Farmer	Prince Albert	Marcus Abrametz
Saskatoon Centre	NDP	David Forbes	Teacher	Saskatoon	Joyce Doran
	SP	Brad Hoffmann	Business Owner	Saskatoon	Matthew J.V. Bennett
	GP	Kathryn Mcdonald	Homemaker	Regina	Blaine Gilbertson
	LIB	Roman M Todos	Security Guard	Saskatoon	Deborah Cheesbrough
Saskatoon Churchill-Wildwood	LIB	Chris Chovin	Businessperson	Saskatoon	Mikkel Tetland
	NDP	Tanya Dunn-Pierce	Public Health Advocate	Saskatoon	Patrick Hopkins
	GP	Colleen Kennedy	Dental Assistant	Regina	David Abbey
	SP	Lisa Lambert	Retired Media Specialist	Saskatoon	Monique Lambert-Wignes
Saskatoon Eastview	LIB	Ana Ashraf	Business Manager	Saskatoon	Logan Bobetsis
	GP	Shawn Setyo	Environmental Organizer	Saskatoon	David Abbey
	SP	Corey Tochor	Entrepreneur	Saskatoon	Alan Sklapsky
	NDP	Jesse Todd	Agriculture Inspector	Saskatoon	Shirley Dyck



Constituency	Political Affiliation	Candidate	Occupation	Candidate's Community	Business Manager
Saskatoon Fairview	SP	Jennifer Campeau	Program Manager	Saskatoon	Terry Bubnick
	GP	Debbie D. Mcgraw	Residential Worker	Saskatoon	David Abbey
	NDP	Vicki Mowat	Post-Secondary Instructor	Saskatoon	Dianne Susan Winters
	LIB	Shah Rukh	Self Employed	Saskatoon	Salah-Un-Din Tippu
Saskatoon Meewasin	GP	Darren Gall	Database Design	Saskatoon	David Abbey
	SP	Roger Parent	Project Management	Saskatoon	Lynette Weiler
	LIB	Constance Sacher	Educator	Saskatoon	Crystal Evers
	NDP	Nicole White	Program Manager	Saskatoon	Kelly D Mcshane
Saskatoon Northwest	NDP	Dennel Pickering	Continuing Care Aide	Saskatoon	Candice Maclean
	LIB	Eric Steiner	TV/Media Producer	Saskatoon	Logan Bobetsis
	GP	Nylissa Valentine	Student	Regina	Blaine Gilbertson
	SP	Gordon Wyant	Lawyer	Saskatoon	Roxanne Kaminski
Saskatoon Nutana	SP	Jamie Brandrick	Transit Supervisor	Borden	Denise A. Nichol
	GP	Jaime Fairley	Special Care Aide	Regina	Blaine Gilbertson
	LIB	Robin Schneider	Technician	Saskatoon	Logan Bobetsis
	NDP	Cathy Sproule	Lawyer	Saskatoon	Fahmy Bekhit
Saskatoon Riversdale	NDP	Danielle Chartier	Social Worker	Saskatoon	Dianne Winters
	SP	Marv Friesen	Local Business Owner	Saskatoon	Tom Plishka
	GP	Julia McKay	Social Worker	Saskatoon	David Abbey
	LIB	Robert Rudachyk	Manager	Saskatoon	Logan Bobetsis
Saskatoon Silverspring-Sutherland	GP	Evangeline V. K. Godron	Playwright	Saskatoon	David Abbey
	LIB	James Gorin	Scientist	Saskatoon	Logan Bobetsis
	NDP	Zaigham Kayani	Educator	Saskatoon	Mitchell Anderson
	SP	Paul Merriman	Executive Director	Saskatoon	Allan Herman
	PC	Jeff Wortman	Heavy Equipment Operator	Saskatoon	Emanuel Sonnenschein
Saskatoon Southeast	LIB	Pradipta Das	Project Controller	Saskatoon	Logan Bobetsis
	NDP	Michael Karras	Educator	Saskatoon	Karen Karras
	SP	Don Morgan	Lawyer	Saskatoon	Shea Ferster
	GP	Deanna Robilliard	Homemaker	Regina	David Abbey
Saskatoon Stonebridge-Dakota	LIB	Kevin Ber	Business Owner/Geologist	Saskatoon	Logan Bobetsis
	SP	Bronwyn Eyre	Journalist	Saskatoon	Garry Benning
	NDP	Steve Jimbo	Researcher	Saskatoon	Cameron H Walker
	GP	Michelle Wendzina	Homemaker	Saskatoon	David Abbey
Saskatoon University	NDP	Jennifer Bowes	Human Resources Professional	Saskatoon	Robert Stadnichuk
	PC	Rose Buscholl	Student	Colonsay	Emanuel Sonnenschein
	GP	Garnet Hall	Boom Crane Operator	Saskatoon	Christina Pylypchuk
	LIB	Ezaz Jaseem	Business Owner	Saskatoon	Rasikh Kaleem
	SP	Eric Olauson	Sales Representative	Saskatoon	Gerald Haller

Continued on next page



**CANDIDATES AND BUSINESS MANAGERS (CONTINUED)**

Constituency	Political Affiliation	Candidate	Occupation	Candidate's Community	Business Manager
Saskatoon Westview	LIB	Naveed Anwar	Accountant	Saskatoon	Ammad Anwar
	NDP	Cam Broten	Health Policy Manager	Saskatoon	Ryan Coombes
	SP	David Buckingham	Professional Driver	Borden	Usman Choudhry
	GP	Tammy McDonald	Artist	Saskatoon	Blaine Gilbertson
Saskatoon Willowgrove	SP	Ken Cheveldayoff	Business Person	Saskatoon	Rene Stock
	LIB	Jason Gorin	Retail Management	Saskatoon	Logan Bobetsis
	NDP	Tajinder Grewal	Research Scientist	Saskatoon	Mitchell Anderson
	GP	Sarah Risk	Educator	Regina	David Abbey
Swift Current	NDP	Hailey Clark	Retail Manager	Regina	Melanie Clark
	LIB	Glenn D. Smith	Sales Manager	Qu'Appelle	Logan Bobetsis
	SP	Brad Wall	Business Development	Swift Current	Alice Wall
	GP	George Watson	Educational Assistant	Regina	David Abbey
The Battlefords	SP	Herb Cox	Realtor	North Battleford	Alexander B. White
	NDP	Rob Feist	Lawyer	North Battleford	Jose Pruden
	LIB	Dexter Gopher	Business Manager	North Battleford	Linda Gelinis
	GP	Josh Hunt	Warehouse Worker	North Battleford	David Abbey
Weyburn-Big Muddy	GP	Barry Dickie	Facility Maintenance	Weyburn	Regan Lanning
	SP	Dustin Duncan	Research Officer	Griffin	Michael R. Weger
	LIB	Dylan Hart	Educator	Regina	Logan Bobetsis
	PC	Glenn Pohl	Locomotive Engineer	Moose Jaw	Phillip Zajac
	NDP	Karen Wormsbecker	Registered Nurse	Weyburn	Ron Wormsbecker
Wood River	PC	Brian Archer	Equipment Operator	Mazenod	Lindsey Helland
	LIB	Edward Ives	Steel Worker	Regina	Logan Bobetsis
	SP	David Marit	Farmer	Assiniboia	Sandra Clark
	GP	Judy Mergel	Retired Cattle Rancher	Wood Mountain	Kevin Harden
	NDP	Brenda Shenher	Filmmaker	Assiniboia	Sylvia Coghlin
Yorkton	GP	Chad Gregoire	Track Maintenance	Yorkton	David Abbey
	NDP	Greg Olson	Technical Analyst	Regina	Gail Sawatzky
	SP	Greg Ottenbreit	Business Owner	Yorkton	Randy Kachur
	LIB	Aaron Sinclair	Active Measures Worker	Kamsack	Logan Bobetsis

6

CHAPTER SIX

# CANDIDATES BY PARTY

VOTING  
PLACE



Polling Station No(s):

8

[elections.sk.ca](http://elections.sk.ca)

## CANDIDATES BY PARTY

Constituency	Green Party of Saskatchewan	New Democratic Party, Sask. Section	Progressive Conservative Party of Saskatchewan
Arm River	Dale Dewar	Denise Leduc	Raymond Carrick
Athabasca	Max CD Morin	Buckley Belanger	
Batoche	B Garneau I	Clay DeBray	
Biggar-Sask Valley	Ryan Lamarche	Dan Richert	
Cannington	Tierra Lemieux	Nathaniel (J.D.) Cole	Kurt Schmidt
Canora-Pelly	Rachel Gregoire	Theresa Wilson	Merv Malish (Malischewski)
Carrot River Valley	Koreena Lynn Fibke	Sandy Ewen	
Cumberland	Mick Taylor-Lessard	Doyle Vermette	
Cut Knife-Turtleford	Tammy Fairley Saunders	Danica Lorer	Rick Cline
Cypress Hills	Marie Crowe	Barb Genert	John Goohsen
Estevan	Branden Schick	Tina Vuckovic	Paul Carroll
Humboldt-Watrous	Lori Harper	Adam Duke	
Indian Head-Milestone	Andrea Huang	Ashley Nemeth	Sheila Olson
Kelvington-Wadena	Owen Swiderski	Danny Hiscock	Tim Atchison
Kindersley		Charles Jedlicka	Terry Smith
Last Mountain-Touchwood	Justin Stranack	Mary Ann Harrison	Rick Swenson
Lloydminster	Lisa Grant	Michelle Oleksyn	
Lumsden-Morse	Patricia Crowther	Rhonda Phillips	
Martensville-Warman	Darcy Robilliard	Jasmine J. Calix	
Meadow Lake	Eric Schalm	Dwayne Lasas	
Melfort	Tanner Wallace	Linsey Thornton	
Melville-Saltcoats		Leonard Dales	Diana Lowe
Moose Jaw North	Caleb Maclowich	Corey Atkinson	
Moose Jaw Wakamow	Shaun Francis Drake	Karen Purdy	
Moosomin	Kate Ecklund	Ashlee Hicks	Lloyd Hauser
Prince Albert Carlton	Asia Yellowtail	Shayne Lazarowich	
Prince Albert Northcote	Trace Yellowtail	Nicole Rancourt	
Regina Coronation Park	Melvin Pylypchuk	Ted Jaleta	
Regina Douglas Park	Victor Lau	Nicole Sarauer	
Regina Elphinstone-Centre	Dianna Holigroski	Warren McCall	
Regina Gardiner Park	Liam Becker Lau	Faycal Haggui	
Regina Lakeview	Larry Neufeld	Carla Beck	

	Saskatchewan Liberal Association	Saskatchewan Party	Western Independence Party of Saskatchewan (W.I.P.)	Independent
	Russ Collicott	Greg Brkich		
	Michael Wolverine	Philip Elliott		
	Graham Tweten	Delbert Kirsch		
	Faiza Kanwal	Randy Weekes		
	Patrick Dennie	Dan D'Autremont		
	Kyle Budz	Terry Dennis	David Sawkiw	
	Karalsingham Sadadcharam	Fred Bradshaw		
	George Morin	Thomas Sierzycki		
	Rod Gopher	Larry Doke		
	Charles Tait	Douglas Steele		
	Oskar Karkabatov	Lori Carr		Cam Robock
	Robert Tutka	Donna Harpauer		
	David Delainey	Don McMorris		
	Bernie Yuzdepski	Hugh Nerlien	Walter Hrapsted	
	Darren Donald	Bill Boyd		Jason Dearborn
	David Buchocik	Glen Hart	Frank J. Serfas	
	Dolores Pahtayken	Colleen Young		
	Gerald Hiebert	Lyle Stewart		
	Michael McAteer	Nancy Heppner	Pamela Spencer	
	Eric McCrimmon	Jeremy Harrison		
	Bruce Ber	Kevin K. Phillips		
	Igor Riabchyk	Warren Kaeding		Trever Ratti
	Brenda Colenutt	Warren Michelson		
	Terry Gabel	Greg Lawrence		
	Janice Palmer	Steven Bonk		Trevor Bearance
	Winston McKay	Joe Hargrave		
	Jonathan Fraser	Victoria Jurgens		
	Tara Jjian	Mark Docherty		Douglas Hudgin
	Curt Schroeder	CJ Katz		
	Patrick Denis	Bill Stevenson		
	Jesse Albanez	Gene Makowsky		
	Stewart Kerr	Dan Cooper		

*Continued on next page*



CANDIDATES BY PARTY (CONTINUED)

Constituency	Green Party of Saskatchewan	New Democratic Party, Sask. Section	Progressive Conservative Party of Saskatchewan	
Regina Northeast	Marlene Macfarlane	Kathleen O'Reilly		
Regina Pasqua	Mike Wright	Heather McIntyre	Desmond Bilsky	
Regina Rochdale	Billy Patterson	Brett Estey		
Regina Rosemont	Sara Piotrofsky	Trent Wotherspoon		
Regina University	Yordanos Tesfamariam	Aleana Young		
Regina Walsh Acres	Leonie Williams	Gloria Patrick		
Regina Wascana Plains	Jeremy O'Connor	Kaytlyn Criddle	Allen Mryglod	
Rosetown-Elrose	Yvonne Potter Pihach	Glenn Wright		
Rosthern-Shellbrook	Jade Duckett	Rose Freeman		
Saskatchewan Rivers		Lyle Whitefish		
Saskatoon Centre	Kathryn McDonald	David Forbes		
Saskatoon Churchill-Wildwood	Colleen Kennedy	Tanya Dunn-Pierce		
Saskatoon Eastview	Shawn Setyo	Jesse Todd		
Saskatoon Fairview	Debbie D. McGraw	Vicki Mowat		
Saskatoon Meewasin	Darren Gall	Nicole White		
Saskatoon Northwest	Nylissa Valentine	Dennel Pickering		
Saskatoon Nutana	Jaime Fairley	Cathy Sproule		
Saskatoon Riversdale	Julia McKay	Danielle Chartier		
Saskatoon Silverspring-Sutherland	Evangeline V.K. Godron	Zaigham Kayani	Jeff Wortman	
Saskatoon Southeast	Deanna Robilliard	Michael Karras		
Saskatoon Stonebridge-Dakota	Michelle Wendzina	Steve Jimbo		
Saskatoon University	Garnet Hall	Jennifer Bowes	Rose Buscholl	
Saskatoon Westview	Tammy McDonald	Cam Broten		
Saskatoon Willowgrove	Sarah Risk	Tajinder Grewal		
Swift Current	George Watson	Hailey Clark		
The Battlefords	Josh Hunt	Rob Feist		
Weyburn-Big Muddy	Barry Dickie	Karen Wormsbecker	Glenn Pohl	
Wood River	Judy Mergel	Brenda Shenher	Brian Archer	
Yorkton	Chad Gregoire	Greg Olson		

	Saskatchewan Liberal Association	Saskatchewan Party	Western Independence Party of Saskatchewan (W.I.P.)	Independent
	Hafeez Chaudhuri	Kevin Doherty		
	Darrin Lamoureux	Muhammad Fiaz		
	Nadeem Islam	Laura Ross		
	Reid A. L. Hill	Kevin Dureau		
	Silvia Volodko	Tina Beaudry-Mellor		
	Reina Sinclair	Warren Steinley		
	Gulraiz Tariq	Christine Tell		
	Adrian Janssens	Jim Reiter		
	Orrin Murray Greyeyes	Scott Moe		
	Brenda McKnight	Nadine Wilson		
	Roman M Todos	Brad Hoffmann		
	Chris Chovin	Lisa Lambert		
	Ana Ashraf	Corey Tochor		
	Shah Rukh	Jennifer Campeau		
	Constance Sacher	Roger Parent		
	Eric Steiner	Gordon Wyant		
	Robin Schneider	Jamie Brandrick		
	Robert Rudachyk	Marv Friesen		
	James Gorin	Paul Merriman		
	Pradipta Das	Don Morgan		
	Kevin Ber	Bronwyn Eyre		
	Ezaz Jaseem	Eric Olauson		
	Naveed Anwar	David Buckingham		
	Jason Gorin	Ken Cheveldayoff		
	Glenn D. Smith	Brad Wall		
	Dexter Gopher	Herb Cox		
	Dylan Hart	Dustin Duncan		
	Edward Ives	David Marit		
	Aaron Sinclair	Greg Ottenbreit		





---

# 61

Members elected to the Legislative  
Assembly

---





7

CHAPTER SEVEN

# MEMBERS ELECTED

## MEMBERS ELECTED

Name of Member	Political Affiliation	Occupation	Constituency
Beaudry-Mellor, Tina	SP	Political Scientist	Regina University
Beck, Carla	NDP	Social Worker	Regina Lakeview
Belanger, Buckley	NDP	Business Person	Athabasca
Bonk, Steven	SP	Businessman	Moosomin
Boyd, Bill	SP	Farmer	Kindersley
Bradshaw, Fred	SP	Business Owner	Carrot River Valley
Brkich, Greg	SP	Farmer	Arm River
Buckingham, David	SP	Professional Driver	Saskatoon Westview
Campeau, Jennifer	SP	Program Manager	Saskatoon Fairview
Carr, Lori	SP	Financial Planner	Estevan
Chartier, Danielle	NDP	Social Worker	Saskatoon Riversdale
Cheveldayoff, Ken	SP	Business Person	Saskatoon Willowgrove
Cox, Herb	SP	Realtor	The Battlefords
D'Autremont, Dan	SP	Politician	Cannington
Dennis, Terry	SP	Business Owner	Canora-Pelly
Docherty, Mark	SP	Educator/Instructor	Regina Coronation Park
Doherty, Kevin	SP	Vice President	Regina Northeast
Doke, Larry	SP	Retired Business Man	Cut Knife-Turtleford
Duncan, Dustin	SP	Research Officer	Weyburn-Big Muddy
Eyre, Bronwyn	SP	Journalist	Saskatoon Stonebridge-Dakota
Fiaz, Muhammad	SP	Small Business Owner	Regina Pasqua
Forbes, David	NDP	Teacher	Saskatoon Centre
Hargrave, Joe	SP	Business Person	Prince Albert Carlton
Harpauer, Donna	SP	Retired Farmer	Humboldt-Watrous
Harrison, Jeremy	SP	Lawyer	Meadow Lake
Hart, Glen	SP	Self Employed	Last Mountain-Touchwood
Heppner, Nancy	SP	Communications Consultant	Martensville-Warman
Kaeding, Warren	SP	Businessman	Melville-Saltcoats
Kirsch, Delbert	SP	Farmer Auctioneer	Batoche
Lambert, Lisa	SP	Retired Media Specialist	Saskatoon Churchill-Wildwood
Lawrence, Greg	SP	Customer Service Tech	Moose Jaw Wakamow

Name of Member	Political Affiliation	Occupation	Constituency
Makowsky, Gene	SP	Retired Football Player	Regina Gardiner Park
Marit, David	SP	Farmer	Wood River
McCall, Warren	NDP	Public Servant	Regina Elphinstone-Centre
McMorris, Don	SP	Business Man	Indian Head-Milestone
Merriman, Paul	SP	Executive Director	Saskatoon Silverspring-Sutherland
Michelson, Warren	SP	Sales Manager	Moose Jaw North
Moe, Scott	SP	Manager	Rosthern-Shellbrook
Morgan, Don	SP	Lawyer	Saskatoon Southeast
Nerlien, Hugh	SP	Entrepreneur	Kelvington-Wadena
Olauson, Eric	SP	Sales Representative	Saskatoon University
Ottenbreit, Greg	SP	Business Owner	Yorkton
Parent, Roger	SP	Project Management	Saskatoon Meewasin
Phillips, Kevin K.	SP	Businessman	Melfort
Rancourt, Nicole	NDP	Registered Social Worker	Prince Albert Northcote
Reiter, Jim	SP	Municipal Administrator	Rosetown-Elrose
Ross, Laura	SP	Business Person	Regina Rochdale
Sarauer, Nicole	NDP	Lawyer	Regina Douglas Park
Sproule, Cathy	NDP	Lawyer	Saskatoon Nutana
Steele, Douglas	SP	Farmer	Cypress Hills
Steinley, Warren	SP	Director Of Research	Regina Walsh Acres
Stewart, Lyle	SP	Farmer/Rancher	Lumsden-Morse
Tell, Christine	SP	Police Officer	Regina Wascana Plains
Tochor, Corey	SP	Entrepreneur	Saskatoon Eastview
Vermette, Doyle	NDP	Small Businessman	Cumberland
Wall, Brad	SP	Business Development	Swift Current
Weekes, Randy	SP	Retired Rancher	Biggar-Sask Valley
Wilson, Nadine	SP	Farmer	Saskatchewan Rivers
Wotherspoon, Trent	NDP	Teacher	Regina Rosemont
Wyant, Gordon	SP	Lawyer	Saskatoon Northwest
Young, Colleen	SP	Homemaker	Lloydminster



8

CHAPTER EIGHT

# VOTE SUMMARY BY CONSTITUENCY

Constituency	Registered Voters	% of Registered Voters Who Voted	Candidate	Political Affiliation	Votes Received	% By Party	Valid Votes
Arm River	12,539	67.33%					8,430
			Greg Brkich	SP	6,187	73.39%	
			Raymond Carrick	PC	338	4.01%	
			Russ Collicott	LIB	207	2.46%	
			Dale Dewar	GP	241	2.86%	
			Denise Leduc	NDP	1,457	17.28%	
			Rejected		12		
Athabasca	8,161	33.40%					2,715
			Buckley Belanger	NDP	1,756	64.68%	
			Philip Elliott	SP	644	23.72%	
			Max CD Morin	GP	53	1.95%	
			Michael Wolverine	LIB	262	9.65%	
			Rejected		11		
Batoche	11,161	62.13%					6,904
			Clay DeBray	NDP	2,114	30.62%	
			B Garneau I	GP	103	1.49%	
			Delbert Kirsch	SP	4,471	64.76%	
			Graham Tweten	LIB	216	3.13%	
			Rejected		30		

Constituency	Registered Voters	% of Registered Voters Who Voted	Candidate	Political Affiliation	Votes Received	% By Party	Valid Votes
Biggar-Sask Valley	12,967	60.08%					7,781
			Faiza Kanwal	LIB	194	2.49%	
			Ryan Lamarche	GP	162	2.08%	
			Dan Richert	NDP	1,453	18.67%	
			Randy Weekes	SP	5,972	76.75%	
			Rejected		10		
Cannington	12,238	62.44%					7,629
			Nathaniel (J.D.) Cole	NDP	674	8.83%	
			Dan D'Autremont	SP	6,444	84.47%	
			Patrick Dennie	LIB	133	1.74%	
			Tierra Lemieux	GP	133	1.74%	
			Kurt Schmidt	PC	245	3.21%	
			Rejected		12		
Canora-Pelly	11,305	56.76%					6,400
			Kyle Budz	LIB	192	3.00%	
			Terry Dennis	SP	4,318	67.47%	
			Rachel Gregoire	GP	102	1.59%	
			Merv Malish (Malischewski)	PC	414	6.47%	
			David Sawkiw	WIP	51	0.80%	
			Theresa Wilson	NDP	1,323	20.67%	
			Rejected		17		
Carrot River Valley	12,071	56.13%					6,719
			Fred Bradshaw	SP	5,104	75.96%	
			Sandy Ewen	NDP	1,369	20.38%	
			Koreena Lynn Fibke	GP	115	1.71%	
			Karalasingham Sadadcharam	LIB	131	1.95%	
			Rejected		56		
Cumberland	13,974	38.93%					5,416
			George Morin	LIB	352	6.50%	
			Thomas Sierzycki	SP	1,610	29.73%	
			Mick Taylor-Lessard	GP	79	1.46%	
			Doyle Vermette	NDP	3,375	62.32%	
			Rejected		24		
Cut Knife-Turtleford	12,538	57.86%					7,222
			Rick Cline	PC	154	2.13%	
			Larry Doke	SP	5,765	79.83%	
			Tammy Fairley Saunders	GP	90	1.25%	
			Rod Gopher	LIB	255	3.53%	
			Danica Lorier	NDP	958	13.27%	
			Rejected		33		

Continued on next page



VOTE SUMMARY BY CONSTITUENCY (CONTINUED)

Constituency	Registered Voters	% of Registered Voters Who Voted	Candidate	Political Affiliation	Votes Received	% By Party	Valid Votes
Cypress Hills	11,954	60.82%					7,263
			Marie Crowe	GP	133	1.83%	
			Barb Genert	NDP	875	12.05%	
			John Goohsen	PC	382	5.26%	
			Douglas Steele	SP	5,774	79.50%	
			Charles Tait	LIB	99	1.36%	
			Rejected		7		
Estevan	12,034	58.34%					7,005
			Lori Carr	SP	5,454	77.86%	
			Paul Carroll	PC	618	8.82%	
			Oskar Karkabatov	LIB	118	1.30%	
			Cam Robock	IND	91	1.30%	
			Branden Schick	GP	89	1.27%	
			Tina Vuckovic	NDP	635	9.06%	
			Rejected		16		
Humboldt-Watrous	12,228	63.98%					7,805
			Adam Duke	NDP	1,588	20.35%	
			Donna Harpauer	SP	5,818	74.54%	
			Lori Harper	GP	187	2.40%	
			Robert Tutka	LIB	212	2.72%	
			Rejected		18		
Indian Head-Milestone	12,907	58.99%					7,598
			David Delainey	LIB	264	3.47%	
			Andrea Huang	GP	143	1.88%	
			Don McMorris	SP	5,118	67.36%	
			Ashley Nemeth	NDP	1,848	24.32%	
			Sheila Olson	PC	225	2.96%	
			Rejected		16		
Kelvington-Wadena	11,916	61.76%					7,335
			Tim Atchison	PC	390	5.32%	
			Danny Hiscock	NDP	1,354	18.46%	
			Walter Hrapsted	WIP	218	2.97%	
			Hugh Nerlien	SP	5,133	69.98%	
			Owen Swiderski	GP	108	1.47%	
			Bernie Yuzdepski	LIB	132	1.80%	
			Rejected		24		
Kindersley	11,883	59.74%					7,067
			Bill Boyd	SP	4,802	67.95%	
			Jason Dearborn	IND	1,249	17.67%	
			Darren Donald	LIB	171	2.42%	
			Charles Jedlicka	NDP	522	7.39%	
			Terry Smith	PC	323	4.57%	
			Rejected		32		

Constituency	Registered Voters	% of Registered Voters Who Voted	Candidate	Political Affiliation	Votes Received	% By Party	Valid Votes
Last Mountain-Touchwood	11,533	59.76%					6,874
			David Buchocik	LIB	212	3.08%	
			Mary Ann Harrison	NDP	1,572	22.87%	
			Glen Hart	SP	4,274	62.18%	
			Frank J. Serfas	WIP	23	0.33%	
			Justin Stranack	GP	104	1.51%	
			Rick Swenson	PC	689	10.02%	
			Rejected		18		
Lloydminster	13,563	37.39%					5,049
			Lisa Grant	GP	65	1.29%	
			Michelle Oleksyn	NDP	432	8.56%	
			Dolores Pahtayken	LIB	202	4.00%	
			Colleen Young	SP	4,350	86.16%	
			Rejected		22		
Lumsden-Morse	12,880	64.87%					8,332
			Patricia Crowther	GP	179	2.15%	
			Gerald Hiebert	LIB	242	2.90%	
			Rhonda Phillips	NDP	1,655	19.86%	
			Lyle Stewart	SP	6,256	75.08%	
			Rejected		23		
Martensville-Warman	15,308	56.43%					8,627
			Jasmine J. Calix	NDP	1,477	17.12%	
			Nancy Heppner	SP	6,854	79.45%	
			Michael McAteer	LIB	179	2.07%	
			Darcy Robilliard	GP	91	1.05%	
			Pamela Spencer	WIP	26	0.30%	
			Rejected		12		
Meadow Lake	13,419	46.66%					6,237
			Jeremy Harrison	SP	4,395	70.47%	
			Dwayne Lasas	NDP	1,430	22.93%	
			Eric McCrimmon	LIB	305	4.89%	
			Eric Schalm	GP	107	1.72%	
			Rejected		24		
Melfort	12,254	59.23%					7,237
			Bruce Ber	LIB	150	2.07%	
			Kevin K. Phillips	SP	5,579	77.09%	
			Linsey Thornton	NDP	1,406	19.43%	
			Tanner Wallace	GP	102	1.41%	
			Rejected		21		

Continued on next page



## VOTE SUMMARY BY CONSTITUENCY (CONTINUED)

Constituency	Registered Voters	% of Registered Voters Who Voted	Candidate	Political Affiliation	Votes Received	% By Party	Valid Votes
Melville-Saltcoats	12,286	59.61%					7,301
			Leonard Dales	NDP	1,595	21.85%	
			Warren Kaeding	SP	5,311	72.74%	
			Diana Lowe	PC	192	2.63%	
			Trever Ratti	IND	65	0.89%	
			Igor Riabchyk	LIB	138	1.89%	
			Rejected		23		
Moose Jaw North	12,408	58.84%					7,278
			Corey Atkinson	NDP	2,517	34.58%	
			Brenda Colenutt	LIB	194	2.67%	
			Caleb Maclowich	GP	142	1.95%	
			Warren Michelson	SP	4,425	60.80%	
			Rejected		23		
Moose Jaw Wakamow	12,649	52.49%					6,621
			Shaun Francis Drake	GP	106	1.60%	
			Terry Gabel	LIB	182	2.75%	
			Greg Lawrence	SP	3,514	53.07%	
			Karen Purdy	NDP	2,819	42.58%	
			Rejected		18		
Moosomin	12,570	56.71%					7,111
			Trevor Bearance	IND	218	3.07%	
			Steven Bonk	SP	5,142	72.31%	
			Kate Ecklund	GP	244	3.43%	
			Lloyd Hauser	PC	284	3.99%	
			Ashlee Hicks	NDP	1,032	14.51%	
			Janice Palmer	LIB	191	2.69%	
			Rejected		18		
Prince Albert Carlton	12,637	51.41%					6,482
			Joe Hargrave	SP	3,553	54.81%	
			Shayne Lazarowich	NDP	2,670	41.19%	
			Winston McKay	LIB	199	3.07%	
			Asia Yellowtail	GP	60	0.93%	
			Rejected		15		
Prince Albert Northcote	12,980	43.37%					5,603
			Jonathan Fraser	LIB	272	4.85%	
			Victoria Jurgens	SP	2,491	44.46%	
			Nicole Rancourt	NDP	2,752	49.12%	
			Trace Yellowtail	GP	88	1.57%	
			Rejected		26		



Constituency	Registered Voters	% of Registered Voters Who Voted	Candidate	Political Affiliation	Votes Received	% By Party	Valid Votes
Regina Coronation Park	12,102	52.12%					6,287
			Mark Docherty	SP	3,008	47.84%	
			Douglas Hudgin	IND	70	1.11%	
			Ted Jaleta	NDP	2,861	45.51%	
			Tara Jijian	LIB	245	3.90%	
			Melvin Pylypchuk	GP	103	1.64%	
			Rejected		20		
Regina Douglas Park	11,983	54.48%					6,506
			CJ Katz	SP	2,531	38.90%	
			Victor Lau	GP	401	6.16%	
			Nicole Sarauer	NDP	3,242	49.83%	
			Curt Schroeder	LIB	332	5.10%	
			Rejected		22		
Regina Elphinstone-Centre	11,598	38.75%					4,474
			Patrick Denis	LIB	297	6.64%	
			Dianna Holigroski	GP	178	3.98%	
			Warren McCall	NDP	2,648	59.19%	
			Bill Stevenson	SP	1,351	30.20%	
			Rejected		20		
Regina Gardiner Park	11,776	60.95%					7,150
			Jesse Albanez	LIB	294	4.11%	
			Liam Becker Lau	GP	138	1.93%	
			Faycal Haggui	NDP	2,459	34.39%	
			Gene Makowsky	SP	4,259	59.57%	
			Rejected		28		
Regina Lakeview	12,029	64.37%					7,715
			Carla Beck	NDP	4,358	56.49%	
			Dan Cooper	SP	2,715	35.19%	
			Stewart Kerr	LIB	391	5.07%	
			Larry Neufeld	GP	251	3.25%	
			Rejected		28		
Regina Northeast	12,448	57.81%					7,173
			Hafeez Chaudhuri	LIB	186	2.59%	
			Kevin Doherty	SP	3,920	54.65%	
			Marlene Macfarlane	GP	155	2.16%	
			Kathleen O'Reilly	NDP	2,912	40.60%	
			Rejected		23		

Continued on next page



VOTE SUMMARY BY CONSTITUENCY (CONTINUED)

Constituency	Registered Voters	% of Registered Voters Who Voted	Candidate	Political Affiliation	Votes Received	% By Party	Valid Votes
Regina Pasqua	15,269	58.39%					8,882
			Desmond Bilsky	PC	174	1.96%	
			Muhammad Fiaz	SP	3,929	44.24%	
			Darrin Lamoureux	LIB	962	10.83%	
			Heather McIntyre	NDP	3,631	40.88%	
			Mike Wright	GP	186	2.09%	
			Rejected		34		
Regina Rochdale	15,774	62.05%					9,771
			Brett Estey	NDP	3,554	36.37%	
			Nadeem Islam	LIB	293	3.00%	
			Billy Patterson	GP	155	1.59%	
			Laura Ross	SP	5,769	59.04%	
			Rejected		17		
Regina Rosemont	12,666	58.57%					7,403
			Kevin Dureau	SP	3,101	41.89%	
			Reid A. L. Hill	LIB	162	2.19%	
			Sara Piotrofsky	GP	146	1.97%	
			Trent Wotherspoon	NDP	3,994	53.95%	
			Rejected		15		
Regina University	10,913	64.23%					6,985
			Tina Beaudry-Mellor	SP	3,418	48.93%	
			Yordanos Tesfamariam	GP	165	2.36%	
			Silvia Volodko	LIB	401	5.74%	
			Aleana Young	NDP	3,001	42.96%	
			Rejected		24		
Regina Walsh Acres	11,919	58.58%					6,969
			Gloria Patrick	NDP	2,976	42.70%	
			Reina Sinclair	LIB	312	4.48%	
			Warren Steinley	SP	3,575	51.30%	
			Leonie Williams	GP	106	1.52%	
			Rejected		13		
Regina Wascana Plains	14,409	64.82%					9,317
			Kaytlyn Criddle	NDP	2,525	27.10%	
			Allen Mryglod	PC	245	2.63%	
			Jeremy O'Connor	GP	153	1.64%	
			Gulraiz Tariq	LIB	287	3.08%	
			Christine Tell	SP	6,107	65.55%	
			Rejected		23		

Constituency	Registered Voters	% of Registered Voters Who Voted	Candidate	Political Affiliation	Votes Received	% By Party	Valid Votes
Rosetown-Elrose	11,455	66.83%					7,647
			Adrian Janssens	LIB	146	1.91%	
			Yvonne Potter Pihach	GP	182	2.38%	
			Jim Reiter	SP	5,939	77.66%	
			Glenn Wright	NDP	1,380	18.05%	
			Rejected		8		
Rosthern-Shellbrook	11,538	57.31%					6,599
			Jade Duckett	GP	119	1.80%	
			Rose Freeman	NDP	1,288	19.52%	
			Orrin Murray Greyeyes	LIB	468	7.09%	
			Scott Moe	SP	4,724	71.59%	
			Rejected		14		
Saskatchewan Rivers	12,138	56.54%					6,838
			Brenda McKnight	LIB	244	3.57%	
			Lyle Whitefish	NDP	2,010	29.39%	
			Nadine Wilson	SP	4,584	67.04%	
			Rejected		25		
Saskatoon Centre	12,256	43.13%					5,265
			David Forbes	NDP	3,005	57.08%	
			Brad Hoffmann	SP	1,928	36.62%	
			Kathryn McDonald	GP	129	2.45%	
			Roman M. Todos	LIB	203	3.86%	
			Rejected		21		
Saskatoon Churchill-Wildwood	12,360	61.42%					7,564
			Chris Chovin	LIB	414	5.47%	
			Tanya Dunn-Pierce	NDP	3,044	40.24%	
			Colleen Kennedy	GP	128	1.69%	
			Lisa Lambert	SP	3,978	52.59%	
			Rejected		27		
Saskatoon Eastview	12,524	62.42%					7,809
			Ana Ashraf	LIB	272	3.48%	
			Shawn Setyo	GP	170	2.18%	
			Corey Tochor	SP	4,169	53.39%	
			Jesse Todd	NDP	3,198	40.95%	
			Rejected		8		
Saskatoon Fairview	12,247	50.06%					6,117
			Jennifer Campeau	SP	2,951	48.24%	
			Debbie D. McGraw	GP	89	1.45%	
			Vicki Mowat	NDP	2,769	45.27%	
			Shah Rukh	LIB	308	5.04%	
			Rejected		14		

Continued on next page



## VOTE SUMMARY BY CONSTITUENCY (CONTINUED)

Constituency	Registered Voters	% of Registered Voters Who Voted	Candidate	Political Affiliation	Votes Received	% By Party	Valid Votes
Saskatoon Meewasin	12,075	57.60%					6,932
			Darren Gall	GP	148	2.14%	
			Roger Parent	SP	3,500	50.49%	
			Constance Sacher	LIB	307	4.43%	
			Nicole White	NDP	2,977	42.95%	
			Rejected		23		
Saskatoon Northwest	11,567	59.72%					6,893
			Dennel Pickering	NDP	2,004	29.07%	
			Eric Steiner	LIB	254	3.68%	
			Nylissa Valentine	GP	121	1.76%	
			Gordon Wyant	SP	4,514	65.49%	
			Rejected		15		
Saskatoon Nutana	12,319	55.04%					6,761
			Jamie Brandrick	SP	2,474	36.59%	
			Jaime Fairley	GP	190	2.81%	
			Robin Schneider	LIB	275	4.07%	
			Cathy Sproule	NDP	3,822	56.53%	
			Rejected		19		
Saskatoon Riversdale	11,825	47.33%					5,584
			Danielle Chartier	NDP	2,691	48.19%	
			Marv Friesen	SP	2,432	43.55%	
			Julia McKay	GP	107	1.92%	
			Robert Rudachyk	LIB	354	6.34%	
			Rejected		13		
Saskatoon Silverspring-Sutherland	12,890	54.73%					7,037
			Evangeline V. K. Godron	GP	127	1.80%	
			James Gorin	LIB	303	4.31%	
			Zaigham Kayani	NDP	2,003	28.46%	
			Paul Merriman	SP	4,482	63.69%	
			Jeff Wortman	PC	122	1.73%	
			Rejected		18		
Saskatoon Southeast	13,160	58.97%					7,745
			Pradipta Das	LIB	225	2.91%	
			Michael Karras	NDP	2,169	28.01%	
			Don Morgan	SP	5,247	67.75%	
			Deanna Robilliard	GP	104	1.34%	
			Rejected		15		

Constituency	Registered Voters	% of Registered Voters Who Voted	Candidate	Political Affiliation	Votes Received	% By Party	Valid Votes
Saskatoon Stonebridge-Dakota	15,736	59.90%					9,410
			Kevin Ber	LIB	377	4.01%	
			Bronwyn Eyre	SP	6,584	69.97%	
			Steve Jimbo	NDP	2,300	24.44%	
			Michelle Wendzina	GP	149	1.58%	
			Rejected		16		
Saskatoon University	10,976	58.65%					6,412
			Jennifer Bowes	NDP	2,732	42.61%	
			Rose Buscholl	PC	101	1.58%	
			Garnet Hall	GP	129	2.01%	
			Ezaz Jaseem	LIB	370	5.77%	
			Eric Olauson	SP	3,080	48.03%	
			Rejected		25		
Saskatoon Westview	14,425	55.10%					7,931
			Naveed Anwar	LIB	240	3.03%	
			Cam Broten	NDP	3,675	46.34%	
			David Buckingham	SP	3,892	49.07%	
			Tammy McDonald	GP	124	1.56%	
			Rejected		17		
Saskatoon Willowgrove	15,487	59.18%					9,157
			Ken Cheveldayoff	SP	6,603	72.11%	
			Jason Gorin	LIB	229	2.50%	
			Tajinder Grewal	NDP	2,196	23.98%	
			Sarah Risk	GP	129	1.41%	
			Rejected		8		
Swift Current	12,216	60.55%					7,364
			Hailey Clark	NDP	1,112	15.10%	
			Glenn D. Smith	LIB	78	1.06%	
			Brad Wall	SP	6,071	82.44%	
			George Watson	GP	103	1.40%	
			Rejected		33		
The Battlefords	13,352	53.11%					7,077
			Herb Cox	SP	4,296	60.70%	
			Rob Feist	NDP	2,260	31.93%	
			Dexter Gopher	LIB	438	6.19%	
			Josh Hunt	GP	83	1.17%	
			Rejected		14		

Continued on next page



## VOTE SUMMARY BY CONSTITUENCY (CONTINUED)

Constituency	Registered Voters	% of Registered Voters Who Voted	Candidate	Political Affiliation	Votes Received	% By Party	Valid Votes
Weyburn-Big Muddy	12,297	63.93%					7,845
			Barry Dickie	GP	155	1.98%	
			Dustin Duncan	SP	6,177	78.74%	
			Dylan Hart	LIB	122	1.56%	
			Glenn Pohl	PC	131	1.67%	
			Karen Wormsbecker	NDP	1,260	16.06%	
			Rejected		17		
Wood River	11,855	68.06%					8,051
			Brian Archer	PC	544	6.76%	
			Edward Ives	LIB	191	2.37%	
			David Marit	SP	6,125	76.08%	
			Judy Mergel	GP	200	2.48%	
			Brenda Shenher	NDP	991	12.31%	
			Rejected		17		
Yorkton	12,317	51.46%					6,319
			Chad Gregoire	GP	118	1.87%	
			Greg Olson	NDP	1,432	22.66%	
			Greg Ottenbreit	SP	4,585	72.56%	
			Aaron Sinclair	LIB	184	2.91%	
			Rejected		19		



9

CHAPTER NINE

**VOTE SUMMARY  
BY CONSTITUENCY  
POLLING DIVISION**

EMERALD R  
ELEMENTARY S

## INSTRUCTIONS FOR READING

The following pages list poll-by-poll results for each of the province's 61 constituencies. Along with the poll-by-poll results, a constituency map, or maps, are provided to provide a geographical reference for the results.

Each poll by poll summary follows a consistent format, the bolded words represent the headings found at the top of each page of results:

- Information on **Polling Location** – including the number of the Poll and the Poll Name, which is typically the building name or physical location of the poll.
- Information on the number of **Votes Cast For** each candidate; the number of registered voters at each poll is listed first along with votes for each candidates. Candidates are listed alphabetically by party affiliation as follows:
  - Green Party
  - Saskatchewan Liberal Party
  - New Democratic Party (NDP)
  - PC Party of Sask.
  - Saskatchewan Party
  - Western Independence Party
  - Independent candidates
- Information on **Ballots** including rejected ballots and the total votes cast for each candidate.
  - The total in the column called "Votes for Cands" is the sum of votes cast for each candidate but does not include rejected ballots.

In circumstances where it may be possible to determine how individuals have voted at an individual poll (e.g., all votes for one candidate), Elections Saskatchewan has combined the results with those of another poll to preserve the secrecy of the ballot. In those cases, the poll number and the location of the poll remains in the "Polling Location" columns, while the "Votes Cast For" columns will read "Results, including registered voters, combined with Poll [XX]" where XX equals the name of the poll that the results have been added to. If the poll does not have registered voters (such as a homebound poll it will instead read "Results combined with hospital/remand poll." An example of each is shown below:

Poll	Poll Name	Registered Voters
MP5	Nokomis Health Centre	18
MP6	Long Valley Integrated Care Facility	Results, Including Registered Voters, Combined With MP5
MP7	Silver Height Special Ch	26
	Homebound Poll Arm River	Results Combined With Hospital/Remand Poll

In other cases, polls may have been administratively combined during the election for a number of reasons – including lower than expected numbers of registered voters, staff shortages, etc. In these cases, multiple polls may have been combined into a smaller number of polls on election day. An example of four polls which have been combined into one is shown below:

Poll	Poll Name	Registered Voters
15	15/16/17/18 Parliament Community Church (South Door)	112
16	Combined With Poll 15	-
17	Combined With Poll 15	-
18	Combined With Poll 15	-

Finally, in some situations, a poll may have too many registered voters to efficiently administer voting services. In these cases, the poll was likely split on election into two separate polling places – an A and a B poll. For the purposes of reporting results, these polls have been recombined and will be presented in the following manner:

Poll	Poll Name	Registered Voters
6A/6B	Kawacatoose Band Office	398



At the bottom of each constituency summary, the winning candidate is listed. The plurality of their victory (number of votes received by winning candidate minus the number of votes received by the candidate with the second highest number of votes) is listed as well.

The final calculation listed is “% by Party.” This number is calculated by dividing the number of votes received by the party/candidate and dividing it by the number of registered voters. It does not take into account rejected ballots.

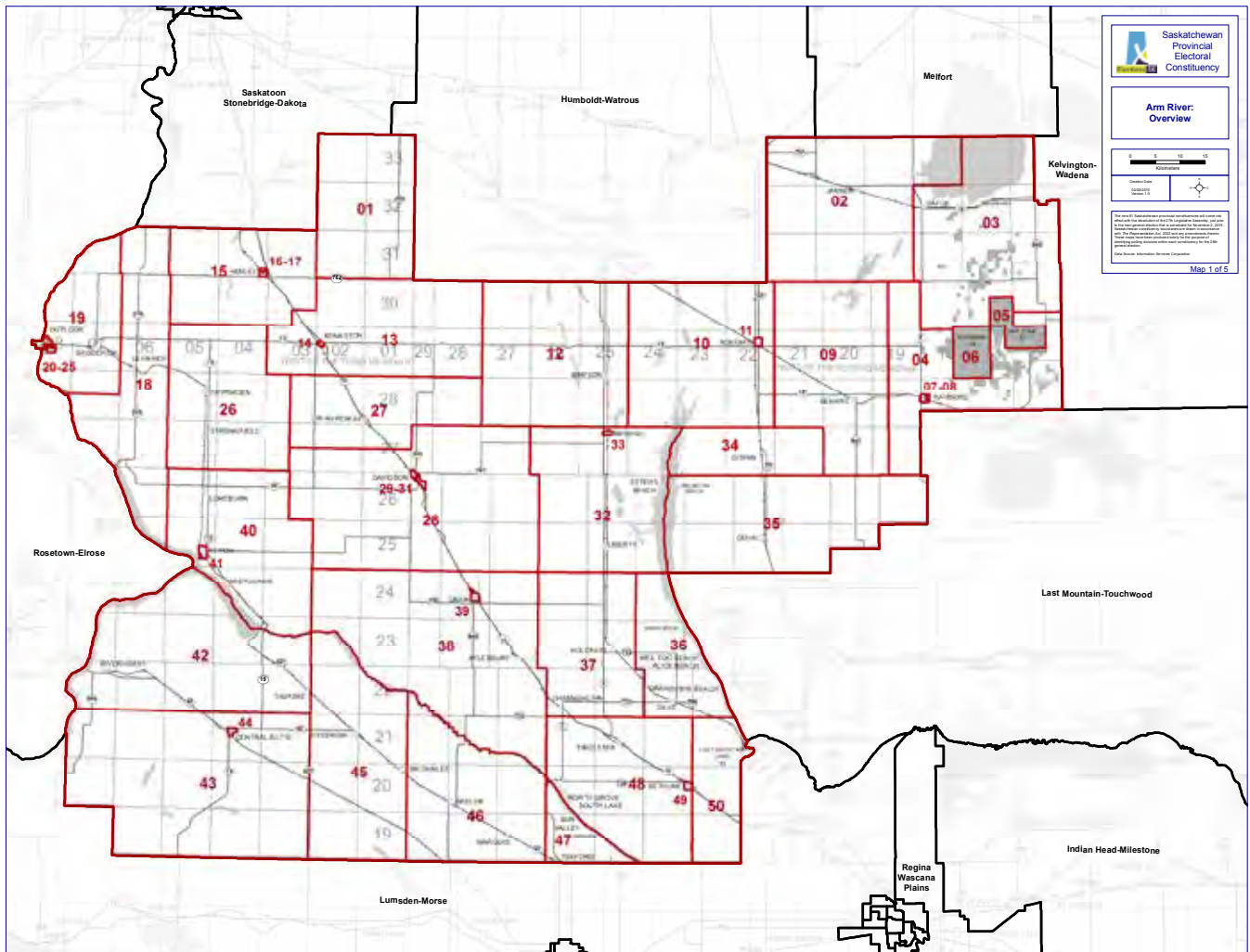
Each constituency summary also includes a “% of Registered Voters who Voted” figure. This number is calculated by adding the total number of votes cast per candidate with the number of rejected ballots and dividing it by the total number of registered voters.

The following abbreviations are used throughout the poll-by-poll summaries:

Green Party of Saskatchewan	GP
New Democratic Party (NDP)	NDP
PC Party of Sask	PC
Saskatchewan Liberal Association	LIB
Saskatchewan Party	SP
Western Independence Party	WIP
Independent Candidate	IND
Advance Poll	AP
Mobile Poll	MP
Care Home (used in reference to location of mobile polls)	CH
Personal Care Facility	PCF



# VOTE SUMMARY BY CONSTITUENCY POLLING DIVISION: ARM RIVER

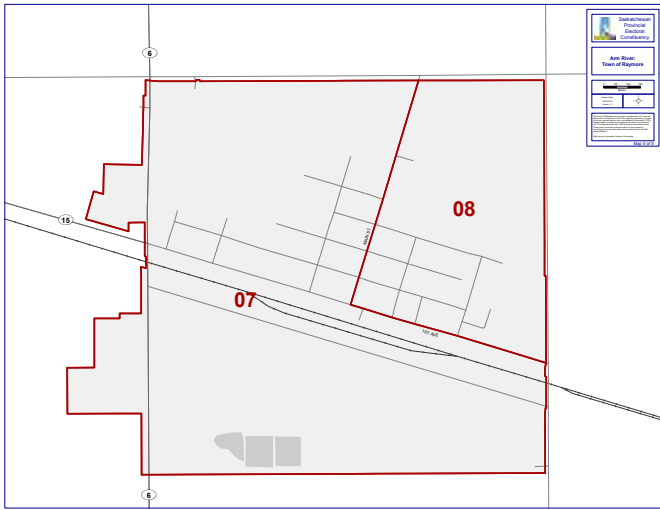


ARM RIVER - Polling Location			Votes Cast For					Ballots	
Poll	Poll Name	Registered Voters	Dale Dewar	Russ Collicott	Denise Leduc	Raymond Carrick	Greg Brkich	Rejected Ballots	Votes For Cands
			GP	LIB	NDP	PC	SP		
1	Hanley Centennial Community Centre	157	6	2	12	1	60	0	81
2	Jansen Community Centre	247	2	4	22	8	150	0	186
3	24/7 Travel Centre Inn Room #13	396	21	5	61	8	120	0	215
4	St. Martin's Anglican Church	195	6	0	20	0	73	0	99
5	Day Star Band Office	131	4	3	43	0	0	0	50
6A/6B	Kawacatoose Band Office	398	6	10	124	3	5	0	148
7	St. Martin's Anglican Church	201	6	3	34	5	73	0	121
8	St. Martin's Anglican Church	196	3	4	29	5	72	1	113
9	Semans Senior Centre Drop- In Club	294	4	10	43	12	127	0	196
10	Nokomis Centennial Hall	112	0	0	10	3	52	0	65
11	Nokomis Centennial Hall	289	2	5	26	6	125	1	164
12	Simpson Legion Hall	289	6	5	16	2	135	0	164
13	Kenaston Place	193	1	0	12	2	100	0	115
14	Kenaston Place	206	1	0	11	3	114	0	129
15	Hanley Centennial Community Centre	195	2	4	24	4	109	1	143
16	Hanley Centennial Community Centre	209	4	5	22	1	100	0	132
17	Hanley Centennial Community Centre	176	4	2	14	1	85	0	106
18	Glenside Activity Centre	245	1	6	19	4	119	0	149
19	Outlook Civic Centre	194	8	2	21	1	60	0	92
20	Outlook Civic Centre	227	6	1	25	6	76	0	114
21	Outlook Civic Centre	288	5	1	22	3	104	2	135
22	Outlook Civic Centre	370	9	4	33	5	109	0	160
23	Outlook Civic Centre	184	0	3	15	1	52	0	71
24	Outlook Civic Centre	257	2	1	16	4	111	0	134
25	Outlook Civic Centre	260	3	4	30	7	89	0	133
26	Strongfield Community Hall	222	5	2	4	1	133	0	145
27	Bladworth Town & Elk Hall	202	6	5	6	1	69	0	87
28	Davidson Town Hall	325	3	1	16	6	149	0	175
29	Davidson Town Hall	183	2	4	13	3	73	0	95
30	Davidson Town Hall	252	5	2	10	2	111	0	130
31	Davidson Town Hall	265	2	4	7	1	115	0	129
32	Liberty Memorial Hall	216	0	5	27	3	106	1	141
33	Imperial Community Centre (Multi-Purpose Room)	250	1	4	16	3	148	0	172
34	Govan Community Centre	211	3	3	24	10	91	0	131
35	Duval Community Hall	257	5	2	23	9	147	0	186
36	Dilke Memorial Hall	193	3	1	21	3	85	0	113

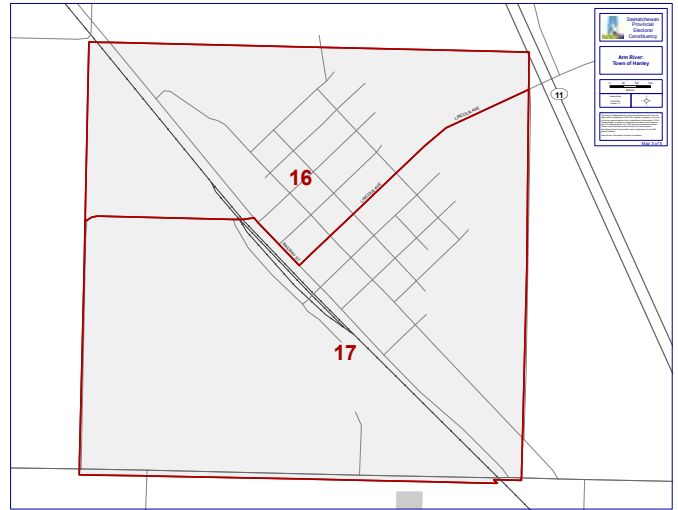
Continued on next page



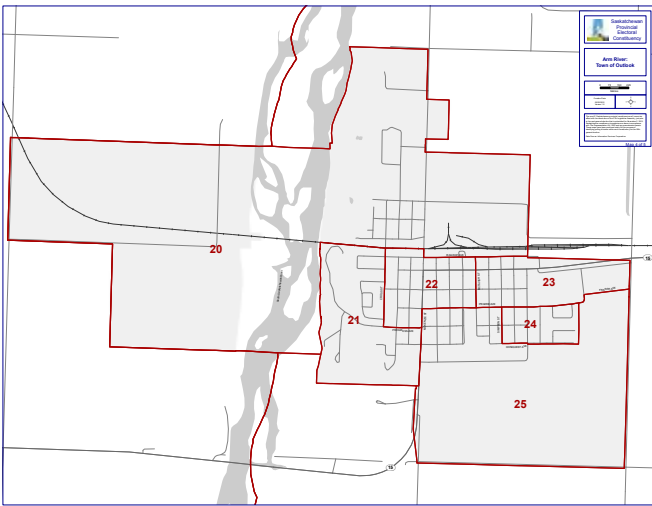
ARM RIVER (CONTINUED)



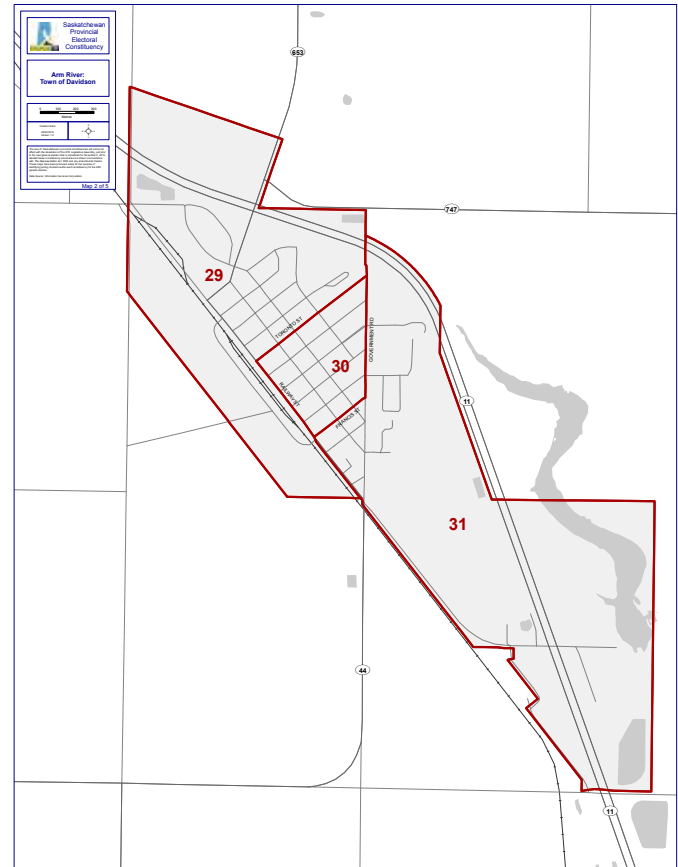
Town of Raymore



Town of Hanley



Town of Outlook

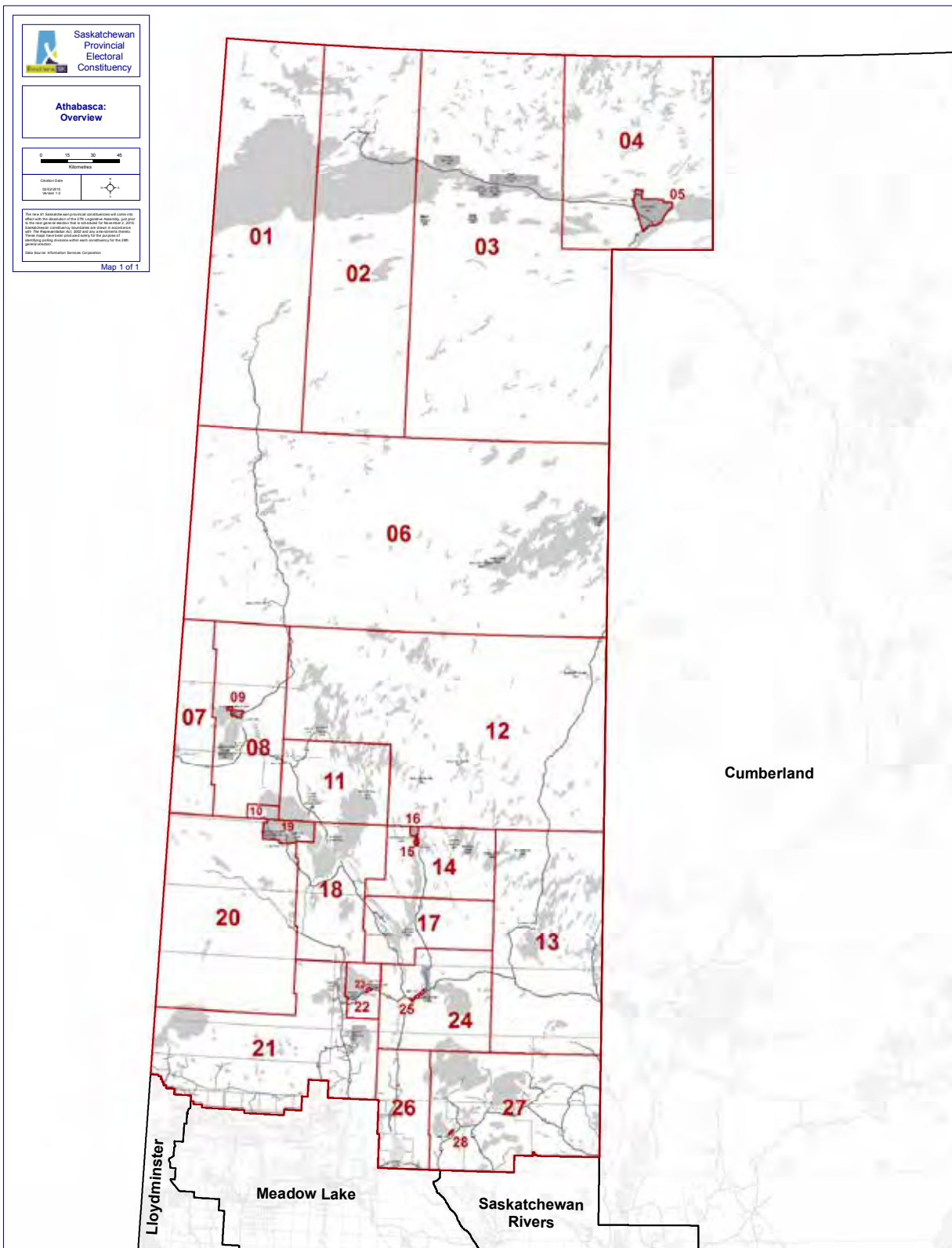


Town of Davidson

ARM RIVER - Polling Location			Votes Cast For					Ballots	
Poll	Poll Name	Registered Voters	Dale Dewar	Russ Collicott	Denise Leduc	Raymond Carrick	Greg Brkich	Rejected Ballots	Votes For Cands
			GP	LIB	NDP	PC	SP		
37	Schell School	312	4	3	20	3	129	0	159
38	Aylesbury Community Hall	274	3	2	25	15	126	0	171
39	Craik Community Legion Hall	328	9	3	48	17	131	0	208
40	Loreburn Town and Country Activity Centre	268	2	2	17	10	136	0	167
41	Elbow Civic Centre	250	10	10	9	3	110	0	142
42	Village Square	326	4	3	16	12	118	1	153
43	Central Butte Senior Citizens Centre	250	1	1	13	10	96	0	121
44	Central Butte Senior Citizens Centre	257	4	4	22	11	92	0	133
45	Eyebrow Memorial Hall	343	2	4	20	17	161	0	204
46	Marquis Curling Rink Lobby	208	0	6	12	13	97	1	128
47	Tuxford Hall	293	9	4	39	6	140	0	198
48	Bethune Community Hall	242	2	3	21	7	87	1	120
49	Bethune Community Hall	299	4	12	44	11	130	0	201
50	Bethune Community Hall	224	3	2	15	3	119	0	142
AP	Davidson Town Hall	-	8	5	50	13	244	1	320
AP	Central Butte Senior Citizens Centre	-	5	3	33	12	135	0	188
AP	Findlater Community Hall	-	2	2	27	8	143	0	182
AP	Nokomis Legion Hall	-	4	1	38	6	129	0	178
AP	Outlook Town Complex - Art Gallery	-	13	10	68	8	311	1	410
	Absentee	-	0	1	17	0	57	0	75
	Hospital/Remand/Homebound	-	1	0	4	1	9	0	15
MP1	Davidson Health Centre	31	1	0	2	3	8	0	14
MP2	Outlook Pioneer Home	42	1	1	3	1	6	0	12
MP3	Central Butte Regency Hospital, Iver Main Place	47	1	2	9	7	12	1	31
MP4	Craik and District Health Centre	16	0	1	3	2	3	0	9
MP5	Nokomis Health Centre	18	0	4	2	0	8	0	14
MP6	Long Valley Integrated Care Facility	RESULTS, INCLUDING REGISTERED VOTERS, COMBINED WITH MP5							-
MP7	Silver Height Special Ch	26	1	1	9	2	3	0	16
	Homebound Poll Arm River	RESULTS COMBINED WITH HOSPITAL/ REMAND POLL							-
	<b>Totals</b>	<b>12539</b>	<b>241</b>	<b>207</b>	<b>1457</b>	<b>338</b>	<b>6187</b>	<b>12</b>	<b>8430</b>
	Candidate Elected - Greg Brkich								
	Plurality	4730							
	% of Registered Voters Who Voted	67.33%							
	% By Party		2.86%	2.46%	17.28%	4.01%	73.39%		



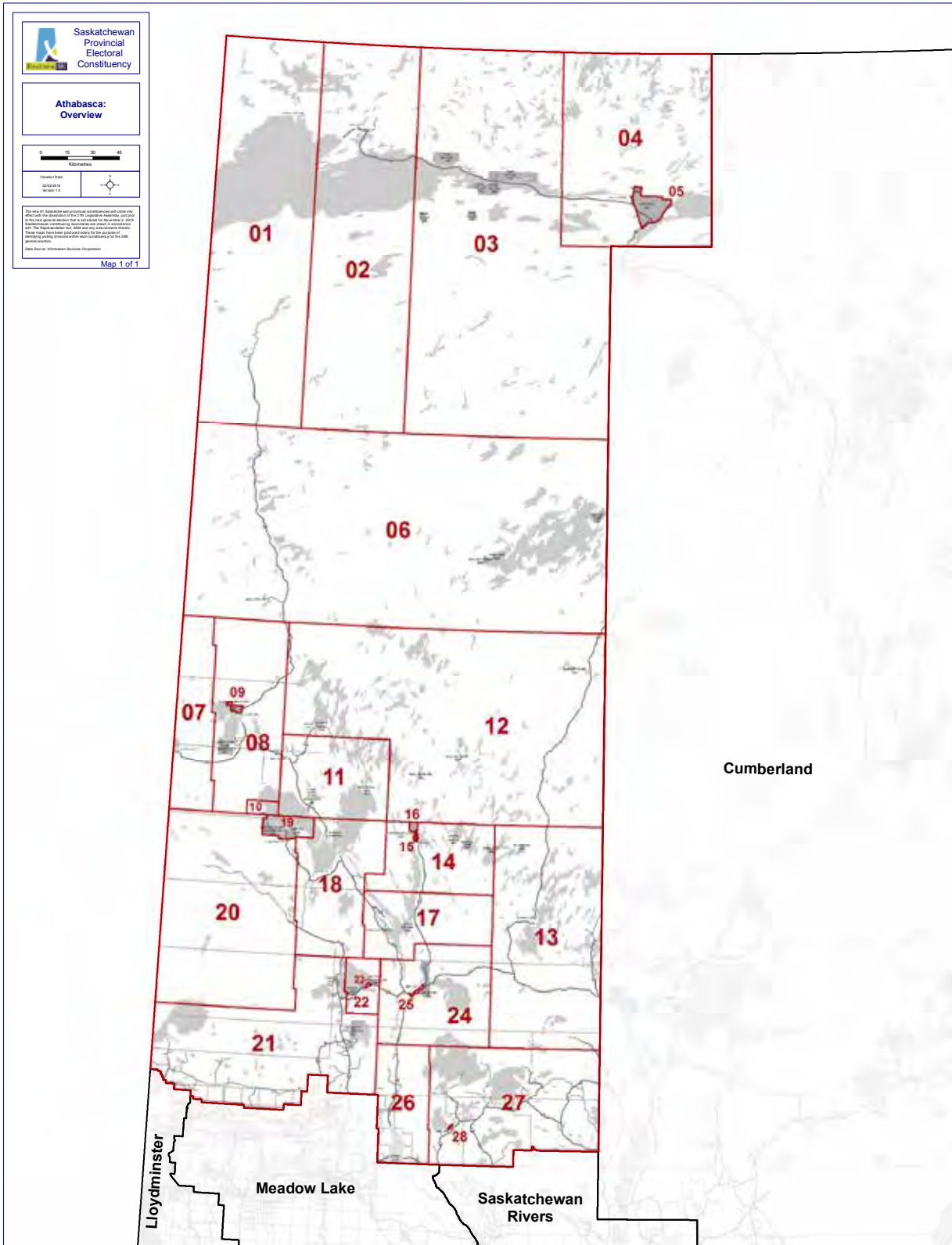
# VOTE SUMMARY BY CONSTITUENCY POLLING DIVISION: ATHABASCA



ATHABASCA - Polling Location			Votes Cast For				Ballots	
Poll	Poll Name	Registered Voters	Max CD	Michael	Buckley	Philip	Rejected Ballots	Votes For Cands
			Morin	Wolverine	Belanger	Elliott		
			GP	LIB	NDP	SP		
1	Combined With Poll 2	-	-	-	-	-	-	-
2	1/2 Ben McIntyre School	29	5	3	18	3	0	29
3A/3B	Fond Du Lac Community Hall	396	2	16	21	7	1	46
4	Stony Rapids Community Hall	159	1	13	18	9	0	41
5A/5B	Joe Cook Memorial Youth Centre	629	4	25	30	11	0	70
6	Combined With Poll 8	-	-	-	-	-	-	-
7	Combined With Poll 8	-	-	-	-	-	-	-
8	6/7/8 La Loche Community Hall	1,394	2	10	168	209	1	389
9A/9B	Clearwater Hall	648	0	5	32	66	0	103
10	Michel Village	25	0	0	18	2	0	20
11	Combined With Poll 18	-	-	-	-	-	-	-
12	Birch Narrows Dene Nation Arena	396	4	11	65	11	1	91
13	Pinehouse Village Hall	586	2	6	47	69	0	124
14	Combined With Poll 15	-	-	-	-	-	-	-
15	14/15/16 William Apeis Memorial Band Hall	626	0	39	102	4	1	145
16	Combined With Poll 15	-	-	-	-	-	-	-
17A/17B	Sakitawak Events Center	593	3	21	234	17	1	275
18	11/18 Lakeview Complex	794	1	12	212	52	0	277
19	19/20 Dillon Band Hall	520	5	23	58	12	0	98
20	Combined With Poll 19	-	-	-	-	-	-	-
21	Cole Bay Community Hall	56	3	7	31	6	0	47
22A/22B	Canoe Lake Band Hall	589	3	20	111	17	0	151
23	Jans Bay Hall	38	0	6	25	1	0	32
24	Combined With Poll 25	-	-	-	-	-	-	-
25	24/25 Beauval Community Hall	348	6	16	154	20	0	196
26	Green Lake Community Hall	281	0	6	40	14	0	60
27	Dore Lake Community Hall	28	2	0	7	8	0	17
28	Sled Lake Community Hall	11	2	0	2	7	0	11
AP	Beauval Community Hall	-	2	4	56	1	0	63
AP	Lakeview Complex	-	1	1	55	5	1	62
AP	Green Lake Community Hall	-	0	5	25	7	0	37
AP	La Loche Community Hall	-	1	2	56	46	2	105
AP	Sakitawak Events Center	-	1	5	126	5	0	137
AP	Pinehouse Community Hall	-	1	1	18	21	0	41

Continued on next page





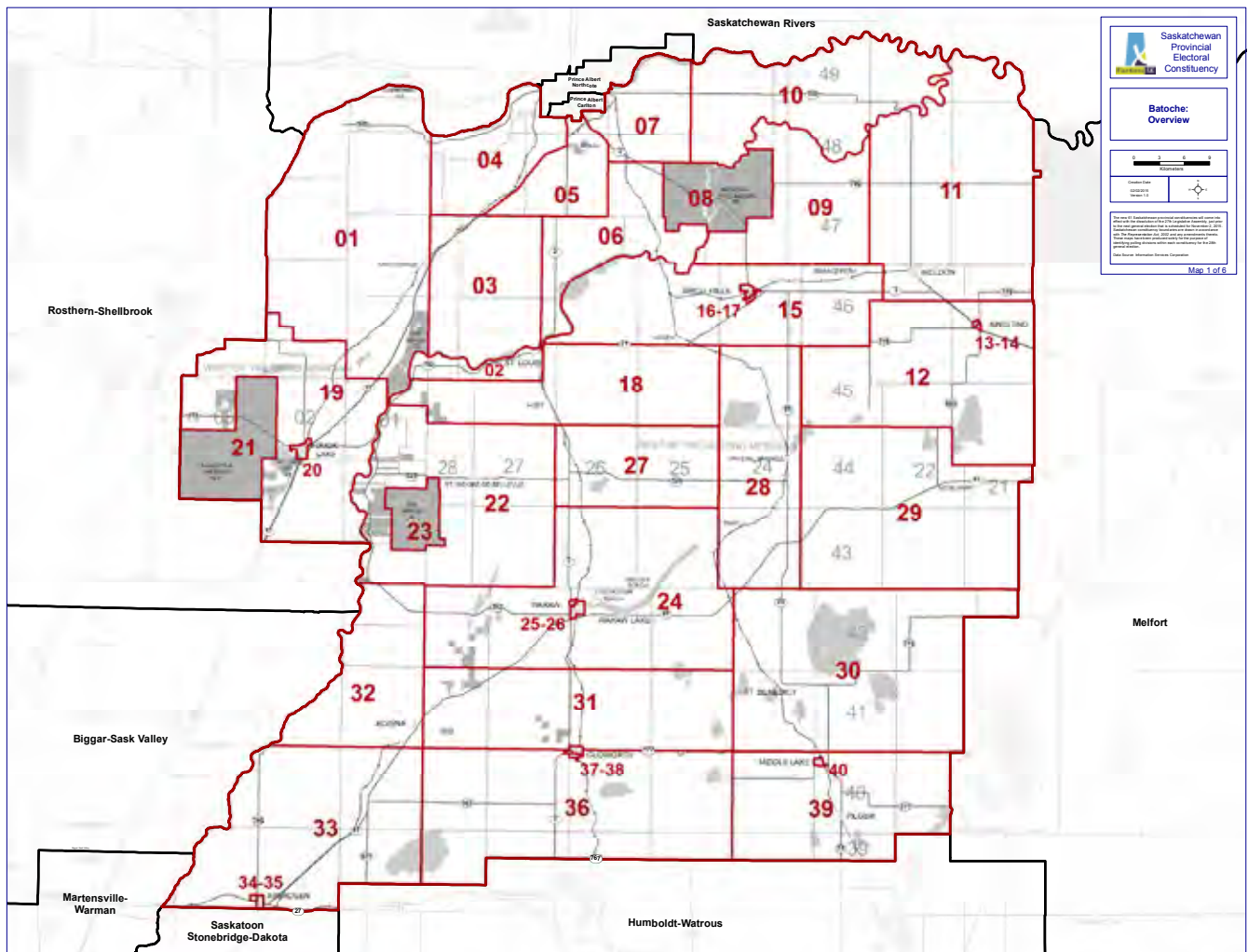


ATHABASCA - Polling Location		Votes Cast For					Ballots		
Poll	Poll Name	Registered Voters	Max CD Morin GP	Michael Wolverine LIB	Buckley Belanger NDP	Philip Elliott SP	Rejected Ballots	Votes For Cands	
	Absentee	-	0	1	7	1	0	9	
	Hospital/Remand	-	0	3	16	9	3	28	
MP1	Personal Care Facility (La Loche)	15	2	1	4	4	0	11	
MP2	St. Joseph's Hospital	RESULTS, INCLUDING REGISTERED VOTERS, COMBINED WITH MP1							-
MP3	Athabasca Health Authority	RESULTS, INCLUDING REGISTERED VOTERS, COMBINED WITH MP1							-
<b>Totals</b>		<b>8161</b>	<b>53</b>	<b>262</b>	<b>1756</b>	<b>644</b>	<b>11</b>	<b>2715</b>	

Candidate Elected - Buckley Belanger								
Plurality		1112						
% of Registered Voters Who Voted		33.40%						
% By Party			1.95%	9.65%	64.68%	23.72%		



# VOTE SUMMARY BY CONSTITUENCY POLLING DIVISION: BATOUCHE

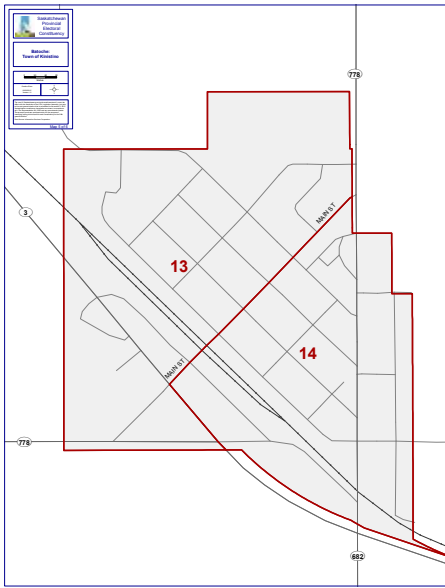


BATOCHÉ - Polling Location		Votes Cast For					Ballots	
Poll	Poll Name	Registered Voters	B Garneau I	Graham Tweten	Clay Debray	Delbert Kirsch	Rejected Ballots	Votes For Cands
			GP	LIB	NDP	SP		
1	Lions Rec Centre MacDowell	399	11	9	38	119	0	177
2	St. Louis Community Hall	334	3	2	72	42	0	119
3	Lions Rec Centre MacDowell	250	1	0	33	88	0	122
4	Super 8 Motel	315	1	3	42	80	0	126
5	Super 8 Motel	332	3	4	57	74	0	138
6	Osborne School	152	2	3	12	59	2	76
7	East Central School	378	2	5	46	121	1	174
8A/8B	Muskoday Band Hall	564	3	14	114	20	0	151
9	Weldon Silver Tone Club	139	1	1	7	55	0	64
10	East Central School	297	1	3	62	104	0	170
11	Weldon Silver Tone Club	339	2	4	62	126	1	194
12	Kinistino Legion Hall	207	2	1	8	95	0	106
13	Kinistino Legion Hall	203	0	0	14	80	0	94
14	Kinistino Legion Hall	204	1	2	13	56	0	72
15	Birch Hills Civic Centre	298	2	2	66	109	0	179
16	Birch Hills Civic Centre	346	2	9	57	120	0	188
17	Birch Hills Civic Centre	351	1	15	64	97	0	177
18	Hoey Hall	195	2	1	36	70	0	109
19	Duck Lake Legion Hall	235	1	1	29	88	1	119
20	Duck Lake Legion Hall	428	0	3	97	28	0	128
21	Beardy's Recreation Centre	404	1	14	165	4	0	184
22	Bellevue Community Hall	269	2	4	44	117	1	167
23	Almightyvoice Education Centre	386	5	6	103	2	0	116
24	Wakaw Legion Hall	363	3	4	30	138	0	175
25	Wakaw Legion Hall	329	0	4	36	74	0	114
26	Wakaw Legion Hall	288	3	2	32	63	0	100
27	Domremy Community Hall	202	0	1	26	83	0	110
28	RM of Invergordon Office	165	1	3	31	64	0	99
29	Yellow Creek Wellness Centre	164	0	1	26	79	0	106
30	St. Benedict Community Center	240	4	3	11	92	0	110
31	Cudworth Community Hall	148	0	0	10	77	0	87
32	Alvena Community Center	128	0	2	15	52	1	69
33	Aberdeen Community Hall	244	4	0	23	107	1	134
34	Aberdeen Community Hall	157	2	5	9	42	0	58
35	Aberdeen Community Hall	269	2	5	23	80	0	110
36	Cudworth Community Hall	176	1	1	9	88	0	99
37	Cudworth Community Hall	239	1	2	30	105	0	138

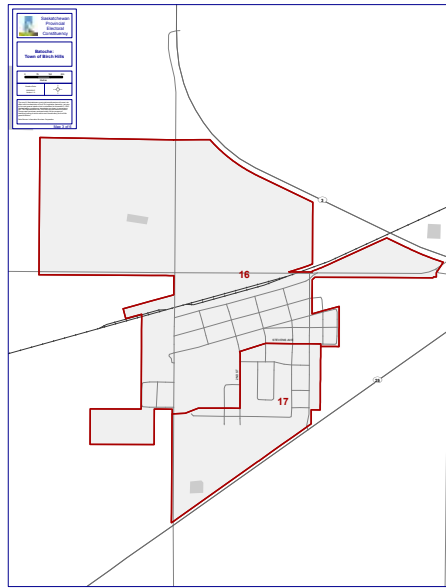
Continued on next page



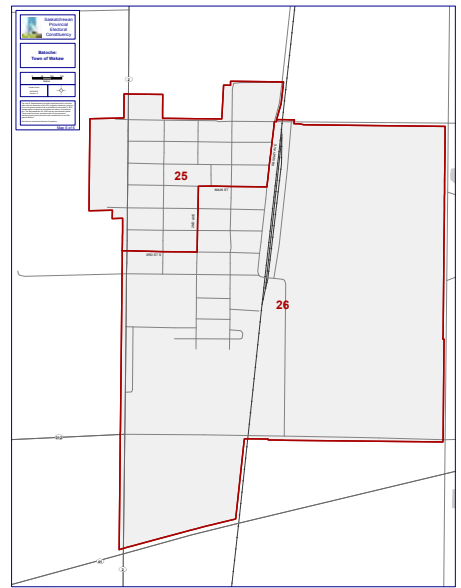
BATOCHÉ (CONTINUED)



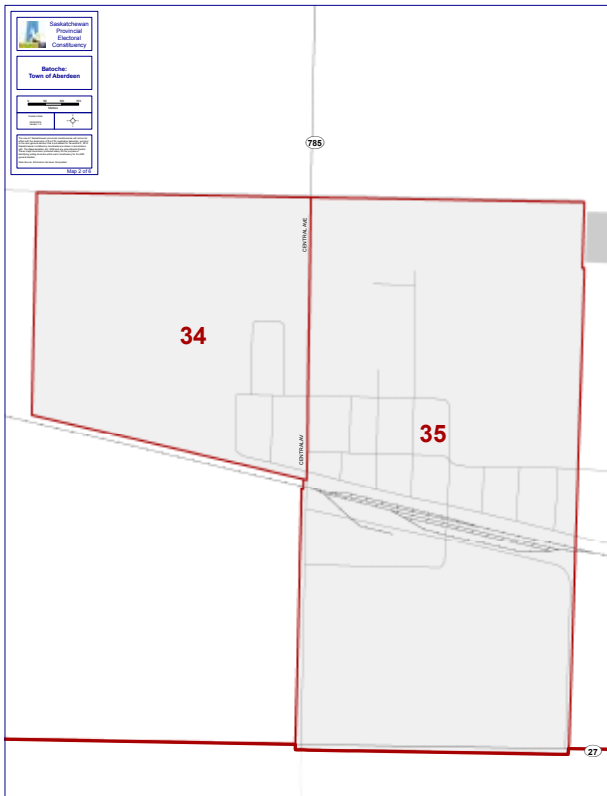
Town of Kinistino



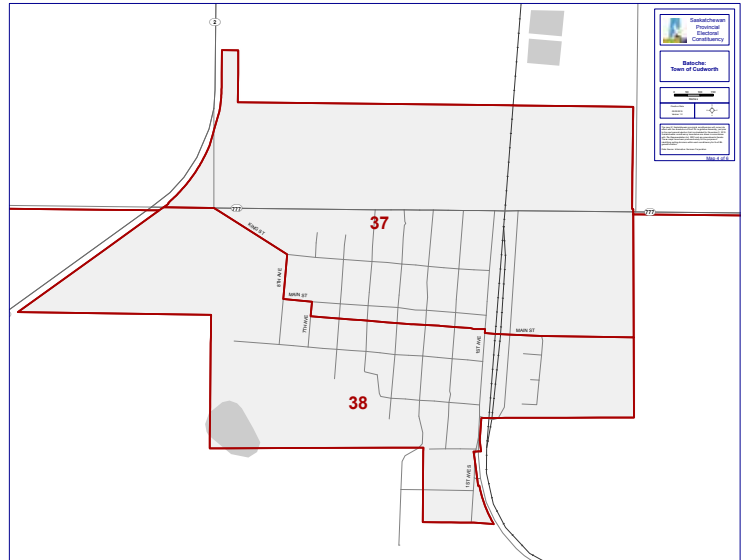
Town of Birch Hills



Town of Wakaw



Town of Aberdeen



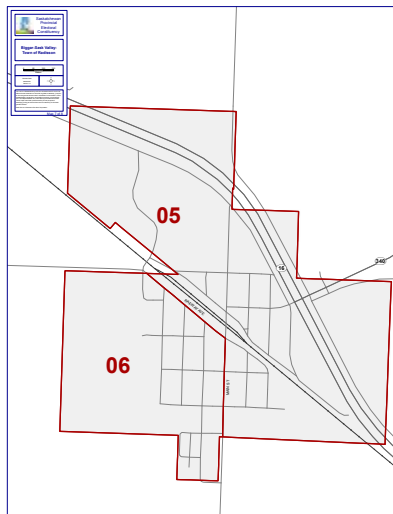
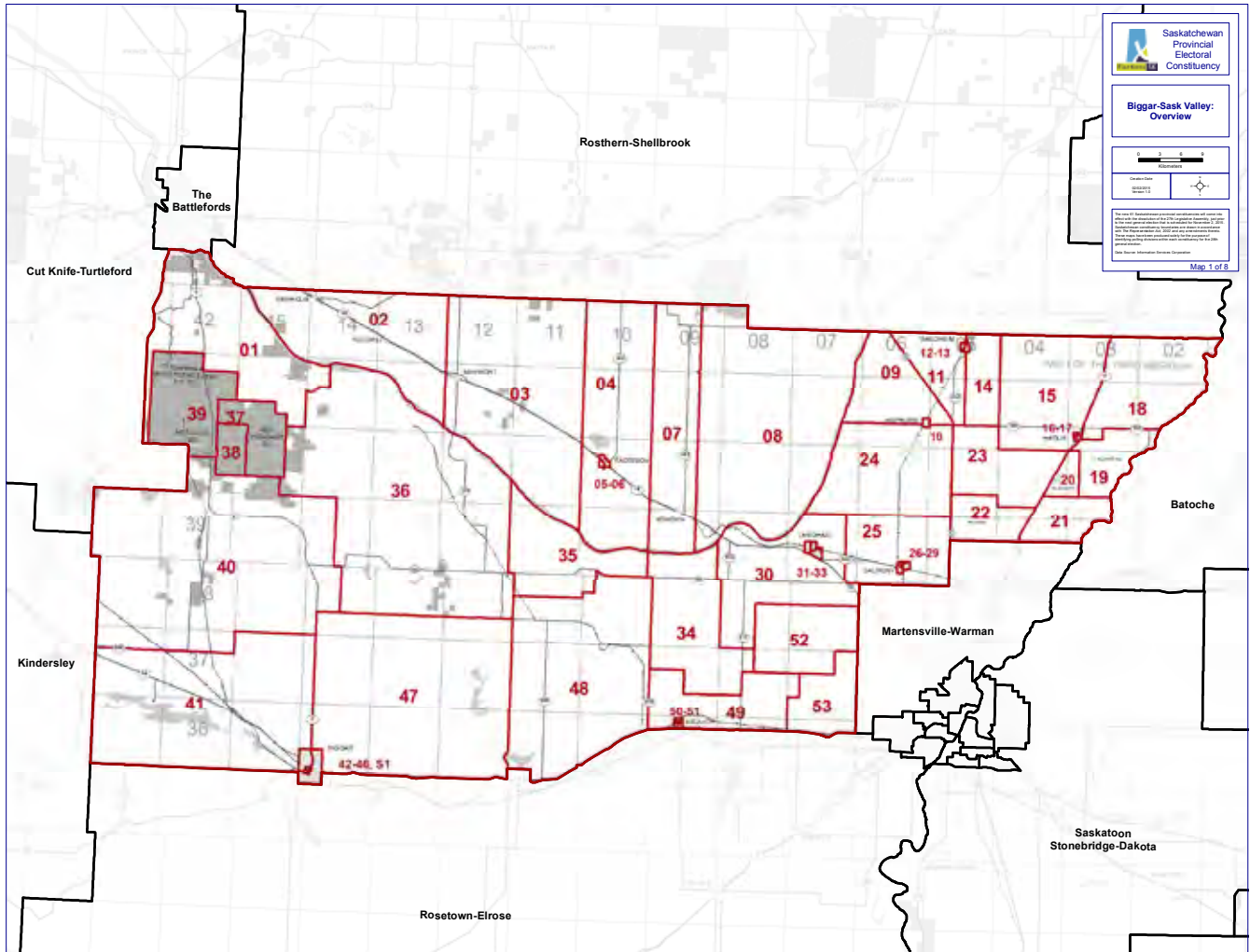
Town of Cudworth

BATOCHÉ - Polling Location		Votes Cast For					Ballots	
Poll	Poll Name	Registered Voters	B Garneau I	Graham Tweten	Clay Debray	Delbert Kirsch	Rejected Ballots	Votes For Cands
			GP	LIB	NDP	SP		
38	Cudworth Community Hall	276	5	2	34	124	0	165
39	Middle Lake Multiplex	277	1	3	19	76	0	99
40	Middle Lake Multiplex	190	2	2	7	48	0	59
AP	Kinistino Legion Hall	-	4	5	26	131	0	166
AP	Super 8 Motel	-	4	14	135	363	2	516
AP	St. Louis Community Hall	-	2	2	73	88	0	165
AP	Aberdeen Senior Centre	-	6	9	34	127	0	176
AP	Middle Lake Multiplex	-	1	2	23	185	0	211
AP	Wakaw Legion Hall	-	2	8	90	253	0	353
AP	Duck Lake Legion Hall	-	1	6	45	56	1	108
	Absentee	-	0	3	17	30	5	50
	Hospital/Remand	-	0	2	9	2	7	13
MP1	Cudworth Nursing Home, Lakeview Pioneer Lodge, St. Michael's Haven	117	2	5	15	29	2	51
MP2	Bethany Pioneer Village, Rivers Edge Villa	47	1	5	4	25	0	35
MP3	Haven Of Hope, Jubilee Lodge, Bev's Ch	26	2	3	10	9	4	24
MP4	Birch Hills Health Facility, Weldon Co-Op Ch	48	0	3	7	9	0	19
MP5	Bellevue Care Home, Goodwill Manor, Mercier Ch	43	0	3	10	16	1	29
	Homebound Poll Batoche	-	0	0	4	2	0	6
	<b>Totals</b>	<b>11161</b>	<b>103</b>	<b>216</b>	<b>2114</b>	<b>4471</b>	<b>30</b>	<b>6904</b>

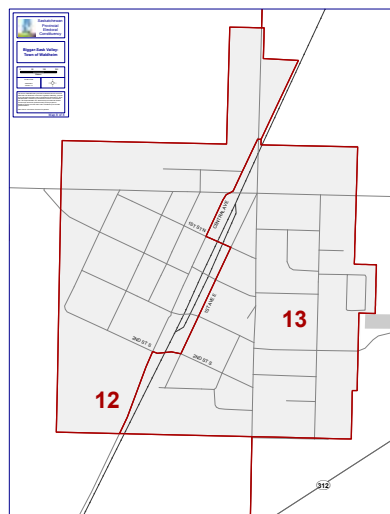
Candidate Elected - Delbert Kirsch							
Plurality		2357					
% of Registered Voters Who Voted		62.13%					
% By Party			1.49%	3.13%	30.62%	64.76%	



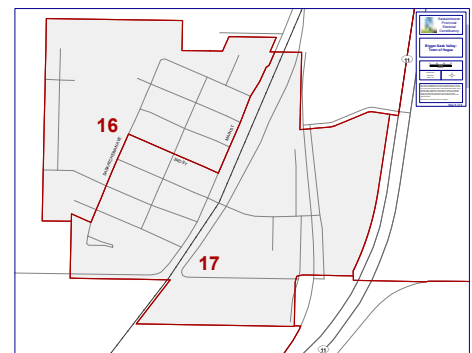
# VOTE SUMMARY BY CONSTITUENCY POLLING DIVISION: BIGGAR-SASK VALLEY



Town of Radisson



Town of Waldheim



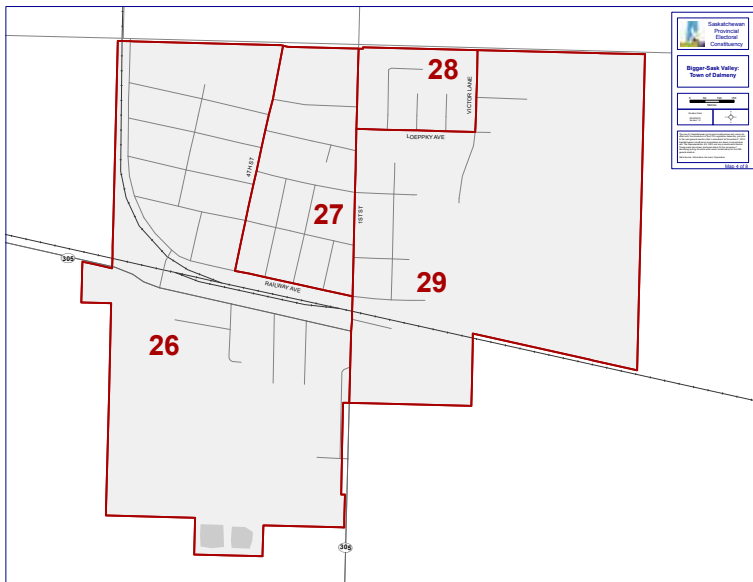
Town of Hague

BIGGAR-SASK VALLEY - Polling Location			Votes Cast For				Ballots	
Poll	Poll Name	Registered Voters	Ryan Lamarche	Faiza Kanwal	Dan Richert	Randy Weekes	Rejected Ballots	Votes For Cands
			GP	LIB	NDP	SP		
1	Cando Community School	174	1	1	28	41	0	71
2	Denholm Community Hall	206	5	1	22	119	0	147
3	Maymont Senior's Centre	235	2	5	22	95	0	124
4	Radisson Communiplex	160	2	1	13	44	0	60
5	Radisson Communiplex	154	5	0	11	41	1	57
6	Radisson Communiplex	218	4	2	34	70	0	110
7	Borden Community Hall	338	7	6	51	144	0	208
8	Borden Community Hall	207	0	2	24	95	1	121
9	Hepburn, The Centre	123	2	0	3	70	0	75
10	Hepburn, The Centre	459	5	2	30	240	0	277
11	Jubilee Centre	69	0	2	0	42	0	44
12	Jubilee Centre	333	0	1	27	177	0	205
13	Jubilee Centre	436	4	4	36	198	0	242
14	Jubilee Centre	63	0	0	2	37	0	39
15	Hague Municipal Hall	160	1	3	9	69	0	82
16	Hague Municipal Hall	360	3	4	18	130	0	155
17	Hague Municipal Hall	263	0	1	11	91	0	103
18	Hague Municipal Hall	212	2	2	3	97	0	104
19	Hague Municipal Hall	220	1	1	1	121	0	124
20	Hague Municipal Hall	240	2	3	8	123	0	136
21	Hague Municipal Hall	223	0	0	3	121	0	124
22	Senior's Heritage Centre	159	0	0	14	56	0	70
23	Hepburn, The Centre	251	3	0	2	90	0	95
24	Hepburn, The Centre	221	1	2	12	100	0	115
25	Senior's Heritage Centre	291	2	2	24	164	1	192
26	Senior's Heritage Centre	374	3	5	62	157	0	227
27	Senior's Heritage Centre	247	5	3	41	87	0	136
28	Senior's Heritage Centre	218	2	3	20	109	0	134
29	Senior's Heritage Centre	335	3	1	47	145	0	196
30	Langham Evangelical Bible Church	194	4	5	39	95	0	143
31	Langham Evangelical Bible Church	315	5	2	39	112	0	158
32	Langham Evangelical Bible Church	252	5	0	25	108	0	138
33	Langham Evangelical Bible Church	426	2	6	58	178	0	244
34	Langham Evangelical Bible Church	144	1	0	20	39	0	60
35	Sonningdale Complex	128	0	0	2	36	0	38
36	Sonningdale Complex	198	2	1	2	55	0	60

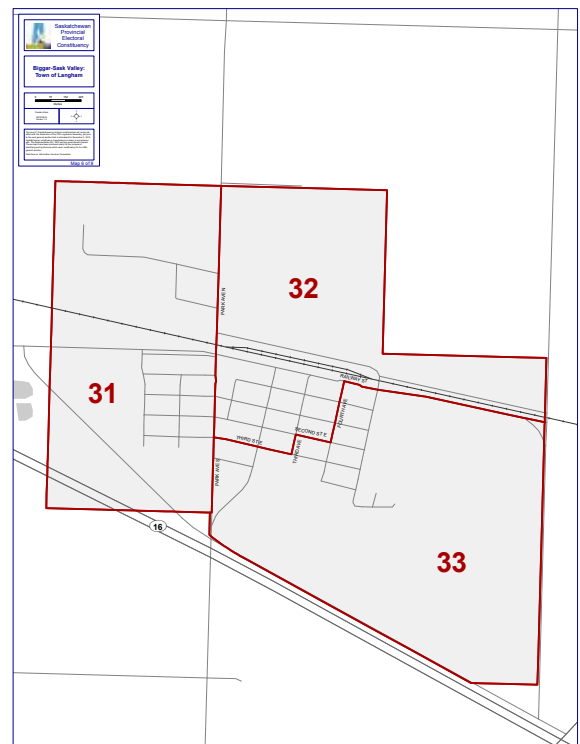
Continued on next page



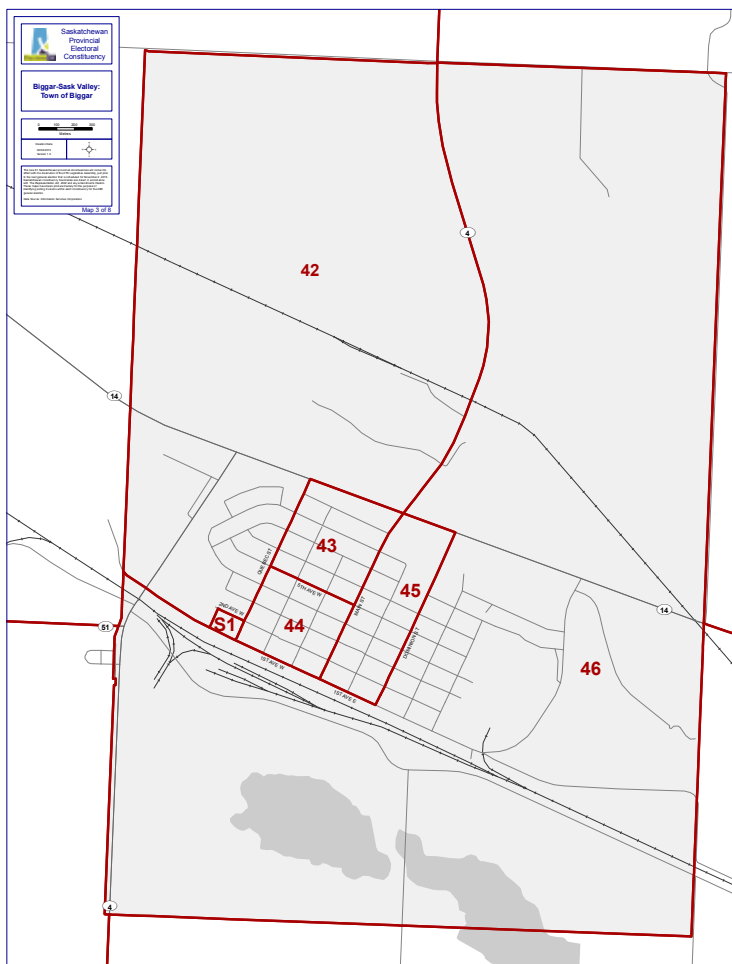
**BIGGAR-SASK VALLEY (CONTINUED)**



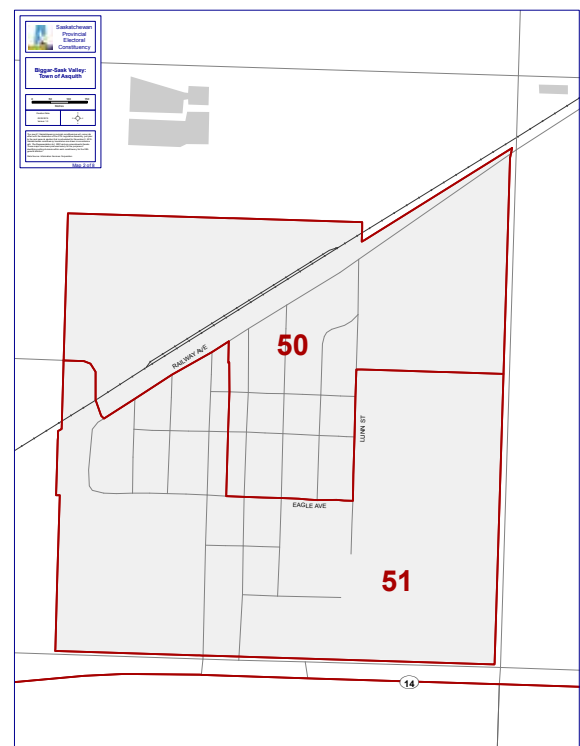
Town of Dalmeny



Town of Langham



Town of Biggar



Town of Asquith

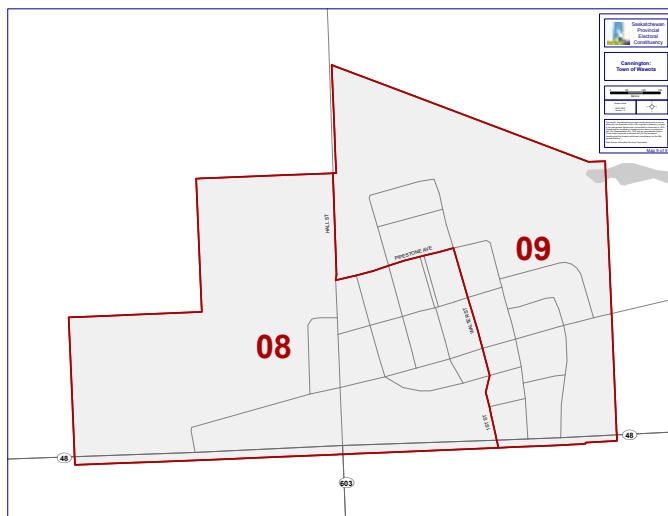
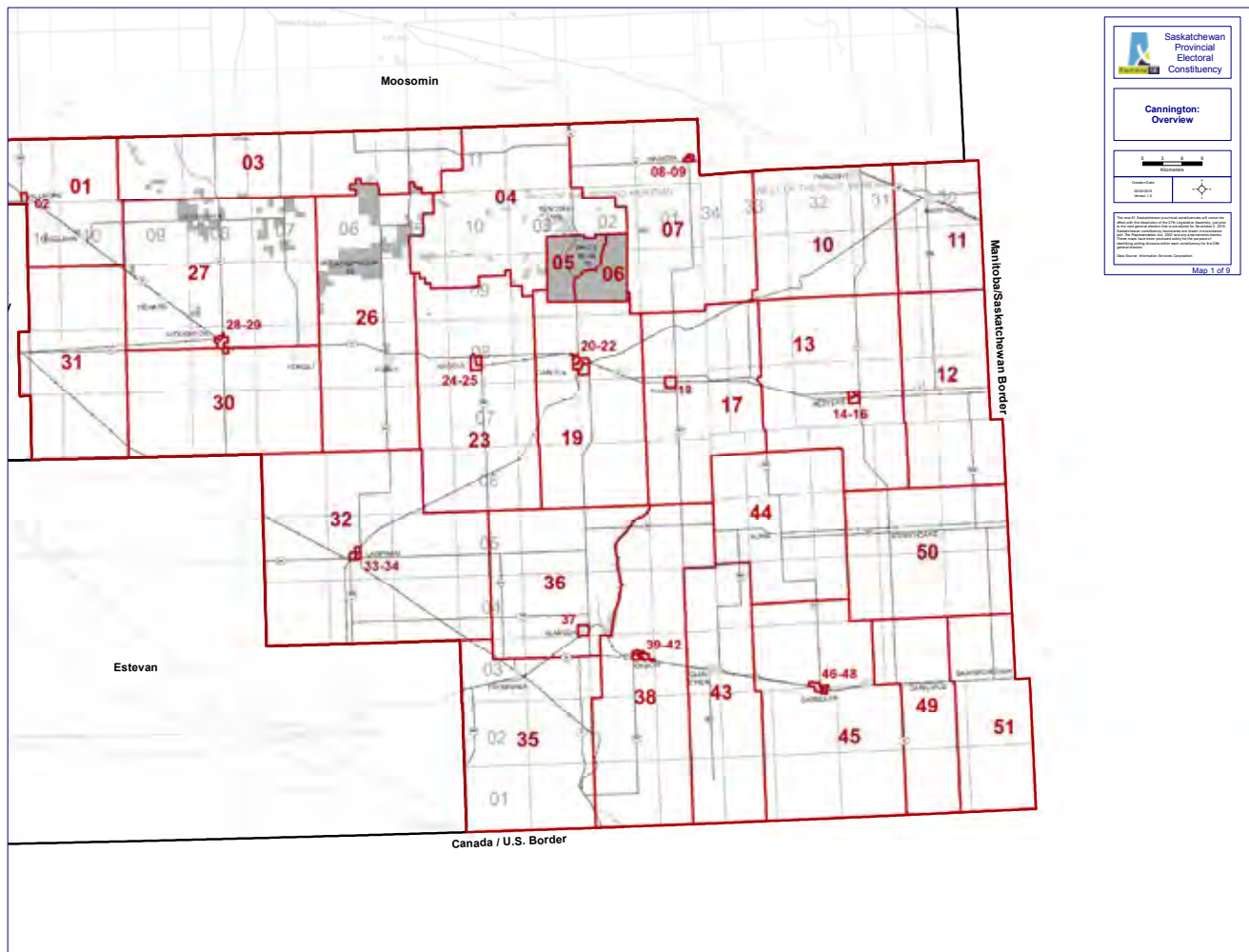


BIGGAR-SASK VALLEY - Polling Location			Votes Cast For				Ballots	
Poll	Poll Name	Registered Voters	Ryan Lamarche GP	Faiza Kanwal LIB	Dan Richert NDP	Randy Weekes SP	Rejected Ballots	Votes For Cands
37	37/38 Red Pheasant Band Office-BATC Training & Resource Room	520	1	16	16	3	0	36
38	<i>Combined With Poll 37</i>	-	-	-	-	-	-	-
39	Mosquito Community Band Office (Council Chambers)	309	3	36	31	6	0	76
40	Cando Community School	172	0	2	10	56	0	68
41	Biggar Community Hall	182	1	0	9	63	0	73
42	Biggar Community Hall	417	4	3	50	77	1	134
43	Biggar Community Hall	263	5	2	22	50	0	79
44	Biggar Community Hall	210	4	3	13	41	1	61
45	Biggar Community Hall	229	1	1	18	46	0	66
46	Biggar Community Hall	321	5	1	27	65	1	98
47	Biggar Community Hall	165	4	1	9	54	0	68
48	Asquith Senior Centre	196	0	2	16	91	0	109
49	Asquith Senior Centre	349	5	8	41	158	1	212
50	Asquith Senior Centre	198	3	0	35	73	0	111
51	Asquith Senior Centre	194	4	2	25	79	0	110
52	Langham Evangelical Bible Church	234	1	8	28	89	1	126
53	Langham Evangelical Bible Church	241	4	4	27	94	0	129
AP	Biggar New Horizons Complex	-	10	13	138	389	1	550
AP	Radisson Communiplex	-	6	5	39	181	0	231
AP	Sonningdale Complex	-	3	0	17	65	0	85
AP	Hague Municipal Hall	-	5	8	68	493	0	574
	Absentee	-	0	0	12	41	0	53
	Hospital/Remand/Homebound	-	1	1	10	5	1	17
MP1	Borden Ch, Langham Senior Citizen Home	35	1	0	10	19	0	30
MP2	Spruce Manor Ch and Spruce Villas	52	3	1	5	19	0	28
MP3	Almost Home, Biggar Care Long Term Home	74	4	6	14	19	0	43
	Homebound Poll Biggar-Sask Valley	RESULTS COMBINED WITH HOSPITAL/REMAND POLL						-
	<b>Totals</b>	<b>12967</b>	<b>162</b>	<b>194</b>	<b>1453</b>	<b>5972</b>	<b>10</b>	<b>7781</b>

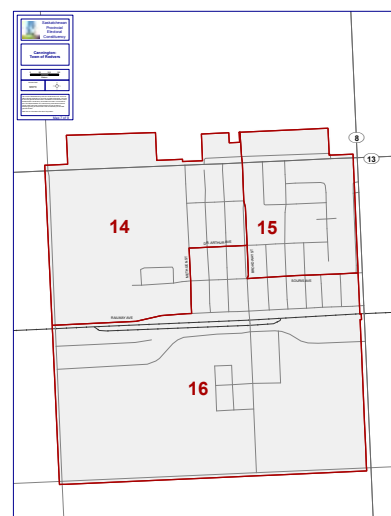
	Candidate Elected - Randy Weekes							
	Plurality	4519						
	% of Registered Voters Who Voted	60.08%						
	% By Party		2.08%	2.49%	18.67%	76.75%		



# VOTE SUMMARY BY CONSTITUENCY POLLING DIVISION: CANNINGTON



Town of Wawota



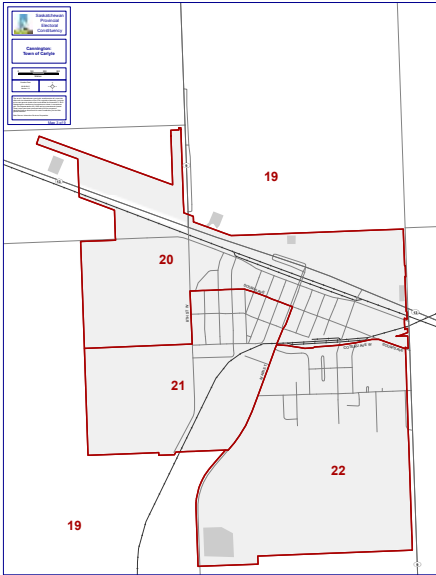
Town of Redvers

CANNINGTON - Polling Location			Votes Cast For					Ballots	
Poll	Poll Name	Registered Voters	Tierra Lemieux	Patrick Dennie	Nathaniel (J.D.) Cole	Kurt Schmidt	Dan D'Autremont	Rejected Ballots	Votes For Cands
			GP	LIB	NDP	PC	SP		
1	Fillmore Memorial Hall	154	1	1	15	2	81	0	100
2	Fillmore Memorial Hall	187	3	0	31	1	97	0	132
3	Corning Community Hall	153	0	2	1	1	95	0	99
4	Four Seasons Drop Inn	378	9	5	17	8	188	0	227
5	5/6 White Bear Community Hall	530	11	16	51	3	42	0	123
6	<i>Combined With Poll 6</i>	-	-	-	-	-	-	-	-
7	Wawota Town Hall	234	4	2	10	9	126	0	151
8	Wawota Town Hall	179	3	6	10	1	76	0	96
9	Wawota Town Hall	230	3	8	16	3	121	0	151
10	Fairlight Drop In Center	134	4	2	4	0	60	0	70
11	Seniors Harmony Centre	322	3	2	12	9	164	0	190
12	Antler Community Hall	153	0	1	6	2	108	0	117
13	Golden Age Centre	282	2	2	3	2	175	0	184
14	Golden Age Centre	200	5	5	3	5	88	0	106
15	Golden Age Centre	248	2	5	14	6	117	0	144
16	Golden Age Centre	255	1	0	10	3	139	0	153
17	Over 60 Club	201	1	0	7	2	118	1	128
18	Over 60 Club	218	2	1	8	3	97	1	111
19	Carlyle Happy Gang Club	206	0	1	17	4	101	0	123
20	Carlyle United Church	269	3	0	12	3	91	0	109
21	Carlyle United Church	328	2	1	8	0	109	0	120
22	Carlyle United Church	381	0	2	23	2	144	0	171
23	Legion Optimist Hall	225	2	4	10	6	128	0	150
24	Legion Optimist Hall	224	4	1	11	4	101	0	121
25	Legion Optimist Hall	238	4	0	12	4	102	0	122
26	Kisbey Rec Centre	216	5	4	8	6	98	0	121
27	Stoughton Legion Hall	180	4	0	9	1	67	0	81
28	Stoughton Legion Hall	167	1	2	7	4	57	0	71
29	Stoughton Legion Hall	289	3	0	15	6	115	0	139
30	Stoughton Legion Hall	154	1	2	7	6	70	0	86
31	Griffin Community Rec Centre	175	3	1	8	3	101	0	116
32	Lampman Prairie Lily Club	295	0	1	13	11	155	0	180
33	Lampman Prairie Lily Club	236	1	1	11	3	118	0	134
34	Lampman Prairie Lily Club	256	1	3	6	9	144	0	163
35	Frobisher Community Hall	258	5	3	6	14	128	1	156
36	Alameda Legion Hall	165	3	0	8	1	92	0	104

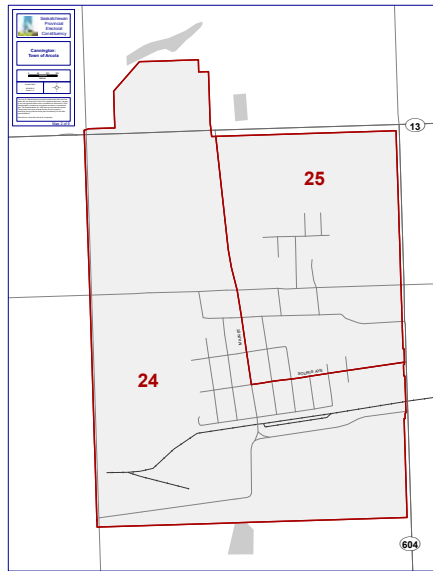
Continued on next page



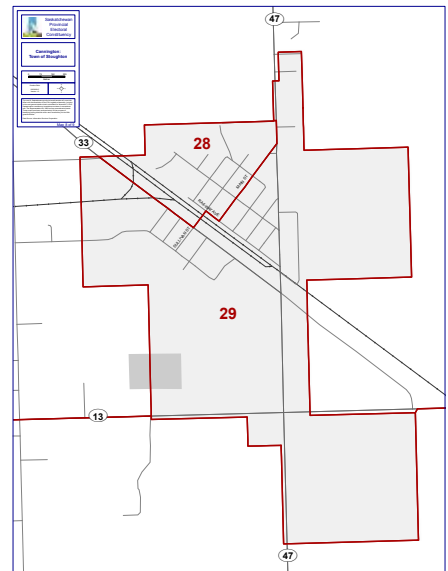
CANNINGTON (CONTINUED)



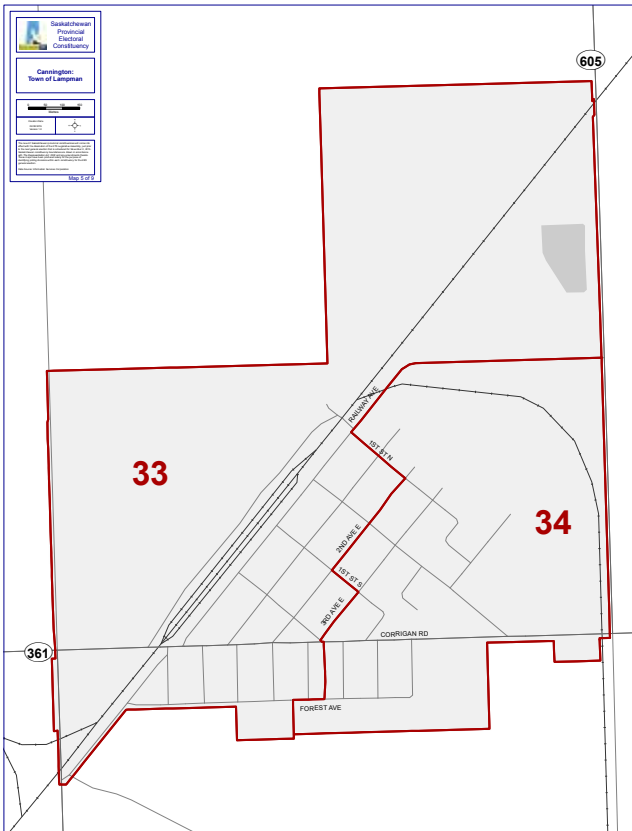
Town of Carlyle



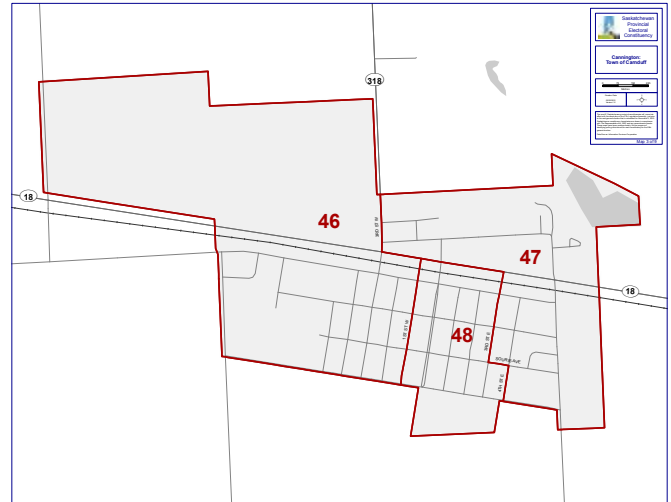
Town of Arcola



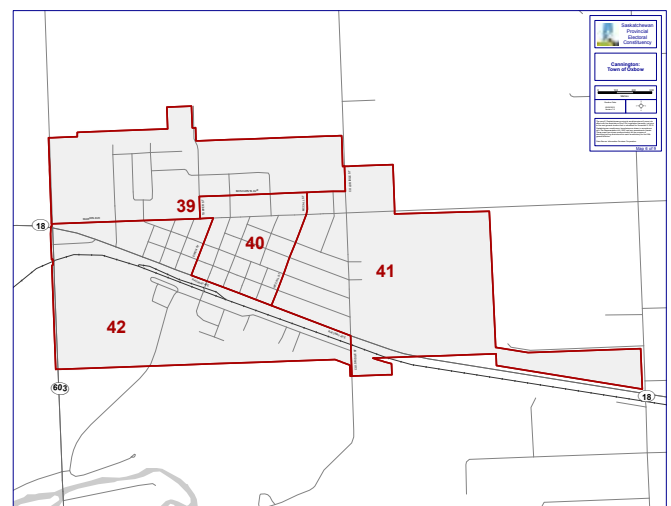
Town of Stoughton



Town of Lampman



Town of Carnduff



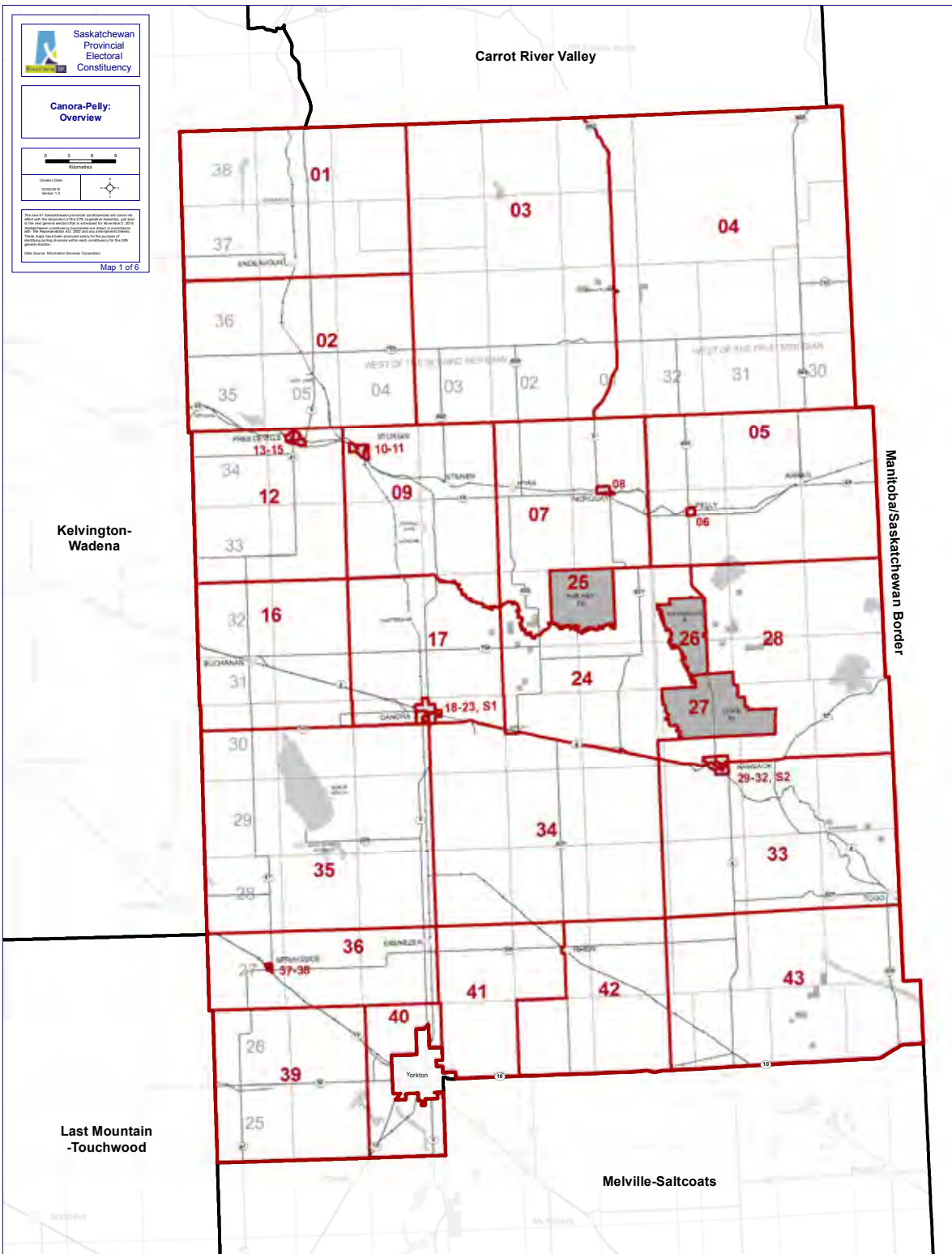
Town of Oxbow

CANNINGTON - Polling Location			Votes Cast For					Ballots	
Poll	Poll Name	Registered Voters	Tierra Lemieux	Patrick Dennie	Nathaniel (J.D.) Cole	Kurt Schmidt	Dan D'Autremont	Rejected Ballots	Votes For Cands
			GP	LIB	NDP	PC	SP		
37	Alameda Legion Hall	251	3	3	11	6	137	0	160
38	Oxbow Memorial Hall	201	1	2	6	5	101	0	115
39	Oxbow Memorial Hall	197	3	2	7	3	73	0	88
40	Oxbow Memorial Hall	249	0	1	7	5	85	0	98
41	Oxbow Memorial Hall	201	0	0	3	4	67	0	74
42	Oxbow Memorial Hall	205	0	0	10	1	78	0	89
43	Glen Ewen Communiplex	234	0	1	4	1	115	0	121
44	Alida Golden Gate Centre	248	3	1	7	3	140	0	154
45	St. Andrews United Church	214	0	0	6	2	129	1	137
46	St. Andrews United Church	272	1	1	9	5	146	0	162
47	St. Andrews United Church	193	0	3	11	2	109	0	125
48	St. Andrews United Church	254	0	1	22	0	116	0	139
49	Carievale Community Hall	275	3	1	8	3	149	0	164
50	Sunshine Club	215	0	1	2	1	141	0	145
51	Gainsborough Town Hall	247	0	0	15	4	135	0	154
52	Ocean Man Band Hall	108	3	8	16	0	8	0	35
53	Pheasant Rump Nakota Band Office	54	5	4	5	1	1	2	16
AP	Stoughton Legion Hall	-	4	2	31	3	173	0	213
AP	Carlyle Happy Gang Club	-	7	5	32	19	361	0	424
AP	Oxbow Regional Library	-	1	1	19	10	212	0	243
	Absentee	-	0	0	4	2	60	3	66
	Hospital/Remand	-	0	0	3	2	9	1	14
MP1	Gainsborough Health Centre, Sunset Haven	101	1	0	11	2	38	1	52
MP2	Lampman Health Centre, Moose Mountain Lodge	59	0	6	3	8	16	1	33
MP3	Centennial Haven, Deer View Lodge	57	0	2	4	1	12	0	19
MP4	Bow Valley Villa, Oxbow Galloway Health Centre	32	1	1	5	2	10	0	19
MP5	Fillmore Health Centre, New Hope Pioneer Lodge	51	1	3	4	3	10	0	21
	<b>Totals</b>	<b>12238</b>	<b>133</b>	<b>133</b>	<b>674</b>	<b>245</b>	<b>6444</b>	<b>12</b>	<b>7629</b>

	Candidate Elected - Dan D'Autremont								
	Plurality	5770							
	% of Registered Voters Who Voted	62.44%							
	% By Party		1.74%	1.74%	8.83%	3.21%	84.47%		



# VOTE SUMMARY BY CONSTITUENCY POLLING DIVISION: CANORA-PELLEY

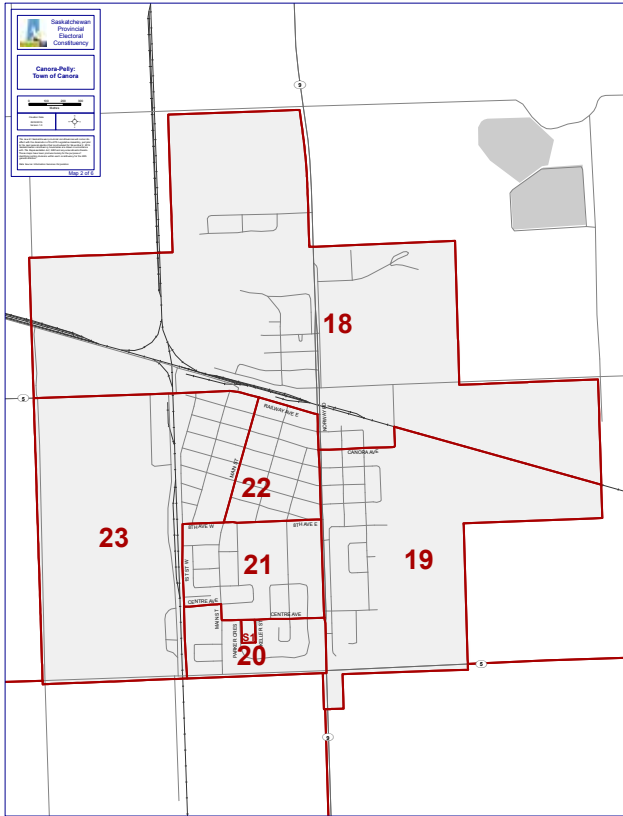


CANORA-PELLY - Polling Location			Votes Cast For							Ballots	
Poll	Poll Name	Registered Voters	Rachel Gregoire	Kyle Budz	Theresa Wilson	Merv Malish (Malischewski)	Terry Dennis	David Sawkiw	Rejected Ballots	Votes For Cands	
			GP	LIB	NDP	PC	SP	WIP			
1	Endeavour School Community Complex	190	2	2	18	10	73	0	0	105	
2	Preeceville Community Legion Hall	313	2	1	20	13	95	2	0	133	
3	Norquay Communiplex	243	1	0	7	4	70	0	0	82	
4	Arran School Gym	168	2	3	5	3	41	0	0	54	
5	Pelly Happy Hearts Drop In Centre	198	1	3	9	11	86	0	0	110	
6	Pelly Happy Hearts Drop In Centre	173	1	11	15	9	65	0	0	101	
7	Norquay Communiplex	316	1	1	8	1	85	3	0	99	
8	Norquay Communiplex	298	1	2	23	4	76	0	1	106	
9	Sturgis and District Community Hall	306	1	1	21	8	99	2	0	132	
10	Sturgis and District Community Hall	182	1	3	34	2	52	0	0	92	
11	Sturgis and District Community Hall	215	1	2	34	9	86	0	0	132	
12	Preeceville Community Legion Hall	200	0	1	9	5	75	4	0	94	
13	Preeceville Club 60 Rec Centre	244	4	2	27	2	79	0	0	114	
14	Preeceville Club 60 Rec Centre	270	1	1	21	8	67	1	0	99	
15	Preeceville Club 60 Rec Centre	225	0	2	23	7	56	1	1	89	
16	Buchanan Community Centre	281	3	5	29	7	116	1	1	161	
17	Canora Activity Center	148	0	0	14	10	55	0	0	79	
18	Canora Activity Center	203	3	0	11	7	42	0	0	63	
19	Canora Activity Center	293	0	3	34	13	48	1	0	99	
20	Rainbow Hall	209	1	0	22	11	63	0	1	97	
21	Rainbow Hall	364	0	1	33	17	98	1	0	150	
22	Rainbow Hall	237	4	1	11	6	59	1	0	82	
23	Rainbow Hall	236	2	2	22	10	50	0	1	86	
24	Veregin Community Hall	152	1	1	15	11	30	1	0	59	
25	Key Health Centre	119	0	7	25	1	2	0	0	35	
26	Keeseekoose Band Hall	325	0	5	35	2	0	0	0	42	
27	Cote First Nation Band Hall	473	2	25	37	2	1	1	0	68	
28	Orthodox Community Centre (OCC) Hall	216	3	6	13	4	52	0	0	78	
29	Orthodox Community Centre (OCC) Hall	300	3	1	31	4	50	2	0	91	
30	Orthodox Community Centre (OCC) Hall	353	3	7	49	4	76	1	0	140	

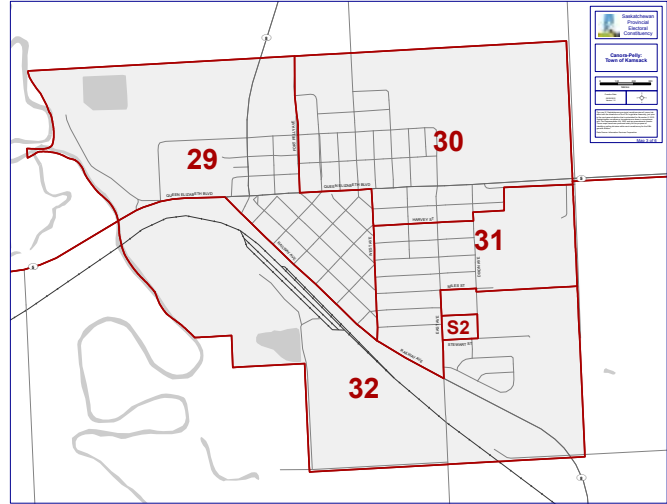
Continued on next page



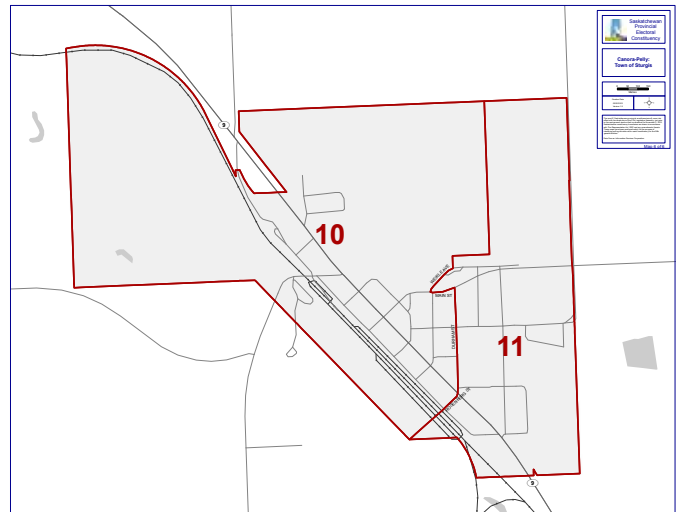
CANORA-PELLY (CONTINUED)



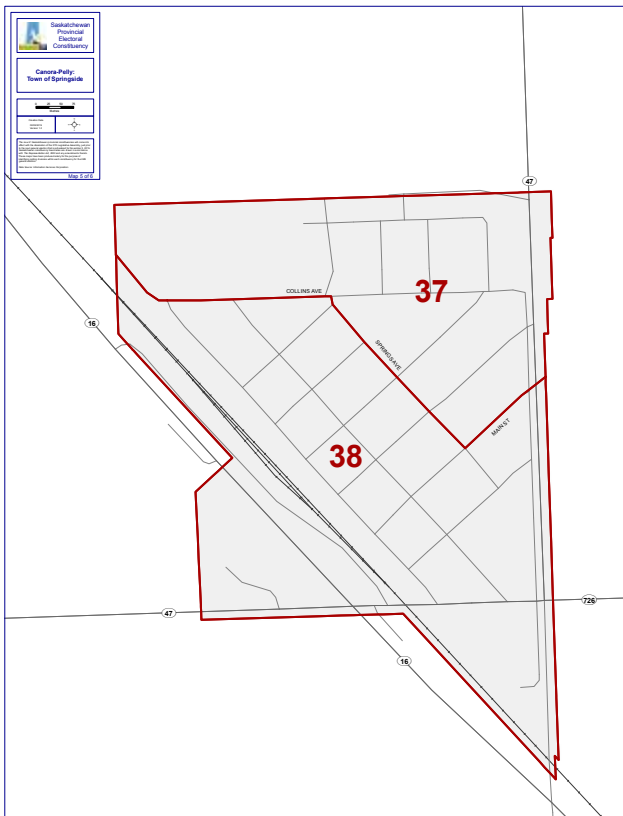
Town of Canora



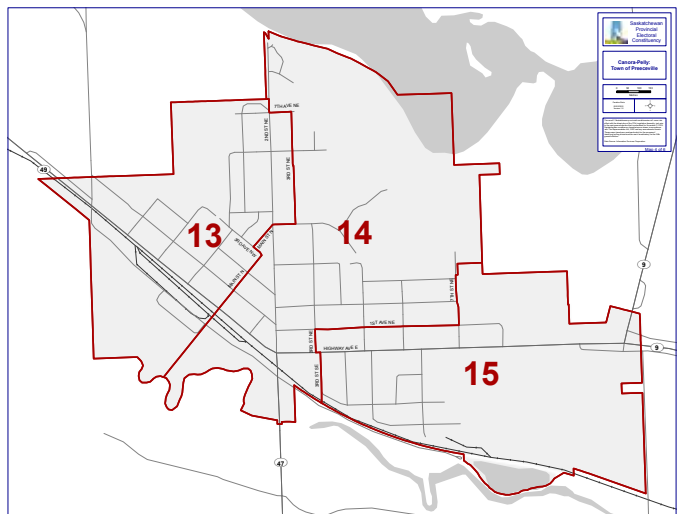
Town of Kamsack



Town of Sturgis



Town of Springside



Town of Preeceville

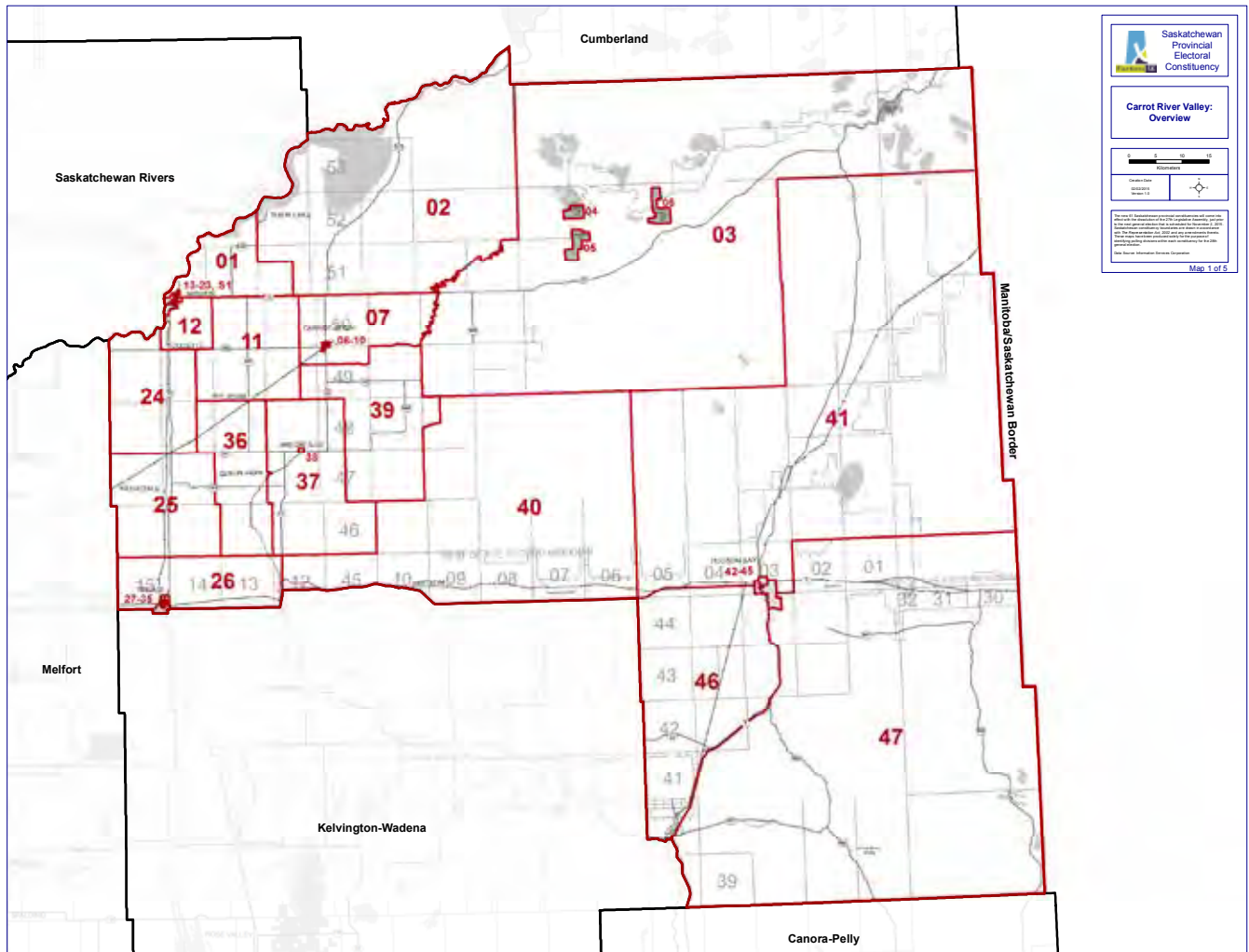


CANORA-PELLY - Polling Location			Votes Cast For							Ballots	
Poll	Poll Name	Registered Voters	Rachel Gregoire	Kyle Budz	Theresa Wilson	Merv Malish (Malischewski)	Terry Dennis	David Sawkiw	Rejected Ballots	Votes For Cands	
			GP	LIB	NDP	PC	SP	WIP			
31	Orthodox Community Centre (OCC) Hall	323	5	8	31	6	67	0	0	117	
32	Orthodox Community Centre (OCC) Hall	183	4	1	26	2	55	0	0	88	
33	Silver Thread Community Centre	294	1	2	16	12	75	2	1	108	
34	Rainbow Hall	236	2	0	17	6	46	0	0	71	
35A/35B	Good Spirit Acres Golf Resort	470	8	1	41	10	152	1	0	213	
36	Ebenezer Community Center	311	2	4	15	6	128	0	0	155	
37	Springside Town Hall	179	1	2	22	4	59	1	0	89	
38	Springside Town Hall	187	0	6	18	5	69	1	0	99	
39	Willowbrook Community Centre	295	6	4	15	7	104	0	0	136	
40A/40B	Parkland Greenhouse	456	1	2	35	4	136	5	0	183	
41	Rheins Lions Hall	165	0	0	3	1	38	0	0	42	
42	Rheins Lions Hall	272	4	2	28	3	92	2	0	131	
43	Wroxton & Distrct Rec Centre	204	1	3	10	11	87	2	0	114	
AP	Norquay Communiplex	-	0	3	22	8	168	1	1	202	
AP	Preeceville Club 60 Rec Centre	-	4	7	75	23	253	4	0	366	
AP	Orthodox Community Centre (OCC) Hall	-	6	13	86	18	204	2	0	329	
AP	Parkland Greenhouse	-	4	13	45	17	297	1	0	377	
AP	Returning Office	-	5	9	100	45	323	3	2	485	
	Absentee	-	1	1	17	2	53	0	1	74	
	Hospital/Remand/Homebound	-	1	3	9	1	16	0	1	30	
MP1	Canora Gateway Lodge	60	0	3	3	5	11	2	2	24	
MP2	Kamsack District Nursing Home	56	0	0	4	2	3	0	0	9	
MP3	Eaglestone Lodge Personal Ch, Norquay Health Centre	95	1	4	22	7	19	0	2	53	
MP4	Preeceville & District Health Centre, Preeceville Ch, Sturgis & District Ch	69	1	2	8	4	16	2	2	33	
	Homebound Poll Canora-Pelly	RESULTS COMBINED WITH HOSPITAL/ REMAND POLL								-	
	Totals	11305	102	192	1323	414	4318	51	17	6400	

	Candidate Elected - Terry Dennis									
	Plurality	2995								
	% of Registered Voters Who Voted	56.76%								
	% By Party		1.59%	3.00%	20.67%	6.47%	67.47%	0.80%		



# VOTE SUMMARY BY CONSTITUENCY POLLING DIVISION: CARROT RIVER VALLEY

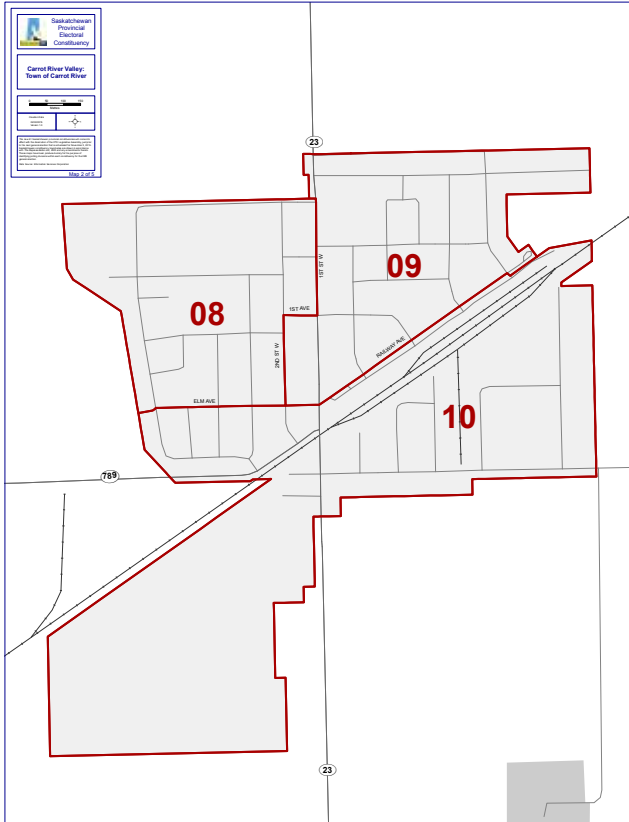


CARROT RIVER VALLEY - Polling Location			Votes Cast For				Ballots	
Poll	Poll Name	Registered Voters	Koreena Lynn Fibke	Karalasingham Sadadcharam	Sandy Ewen	Fred Bradshaw	Rejected Ballots	Votes For Cands
			GP	LIB	NDP	SP		
1	Evergreen Centre	333	2	1	20	118	0	141
2	Tobin Lake Communtiy Hall	233	1	0	12	78	0	91
3	Carrot River Community Hall	69	1	0	3	19	0	23
4	Combined With Poll 5	-	-	-	-	-	-	-
5	4/5 Red Earth Band Office	656	0	14	25	15	0	54
6A/6B	Shoal Lake Wahcik Education Complex	511	1	9	29	15	1	54
7	Carrot River Community Hall	270	0	0	13	78	0	91
8	Carrot River Community Hall	259	2	3	12	105	0	122
9	Carrot River Community Hall	253	2	1	11	75	0	89
10	Carrot River Community Hall	181	0	0	15	61	0	76
11	Aylsham & District Community Complex	248	1	1	14	82	0	98
12	Codette Community Center	287	3	1	18	92	0	114
13	Evergreen Centre	267	1	1	19	43	0	64
14	Evergreen Centre	224	2	0	24	62	0	88
15	Evergreen Centre	220	2	0	19	66	0	87
16	Evergreen Centre	280	2	2	20	86	0	110
17	Evergreen Centre	270	0	2	15	73	0	90
18	Evergreen Centre	240	1	2	12	56	0	71
19	Evergreen Centre	252	0	5	10	52	0	67
20	Evergreen Centre	274	0	2	16	71	1	89
21	Evergreen Centre	189	2	3	17	55	0	77
22	Evergreen Centre	257	1	1	19	85	0	106
23	Evergreen Centre	335	2	0	24	100	0	126
24	Codette Community Center	209	2	1	16	73	0	92
25	Ridgedale Centennial Hall	276	4	1	9	135	0	149
26	Tisdale Recplex	220	2	0	23	104	0	129
27	Tisdale Recplex	278	1	0	27	116	0	144
28	Tisdale Recplex	214	1	1	17	66	0	85
29	Tisdale Recplex	276	1	3	34	76	0	114
30	Tisdale Recplex	257	2	1	27	68	0	98
31	Tisdale Recplex	267	1	0	27	83	0	111
32	Tisdale Recplex	213	2	2	26	64	0	94
33	Tisdale Recplex	234	2	5	31	77	0	115
34	Tisdale Recplex	248	4	2	17	55	1	78
35	Tisdale Recplex	170	0	1	21	68	0	90

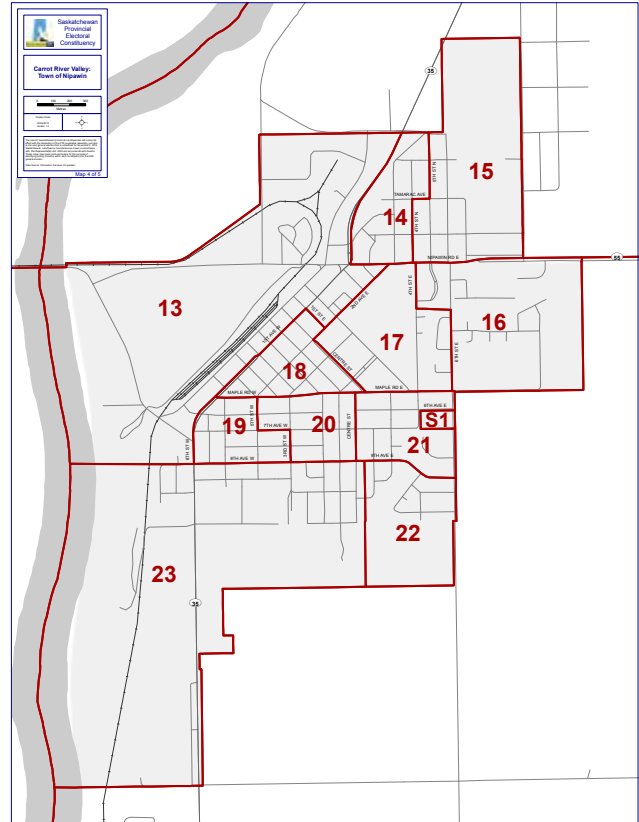
Continued on next page



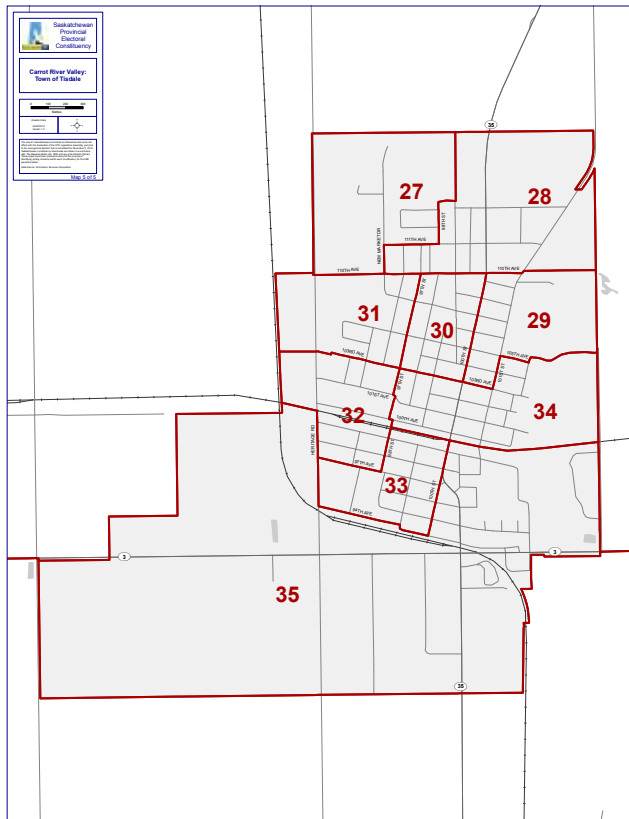
CARROT RIVER VALLEY (CONTINUED)



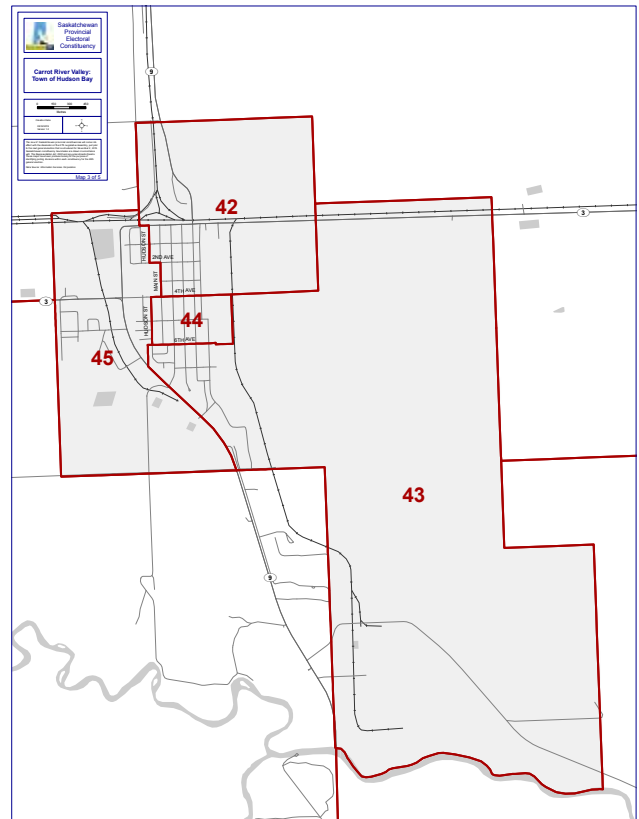
Town of Carrot River



Town of Nipawin



Town of Tisdale



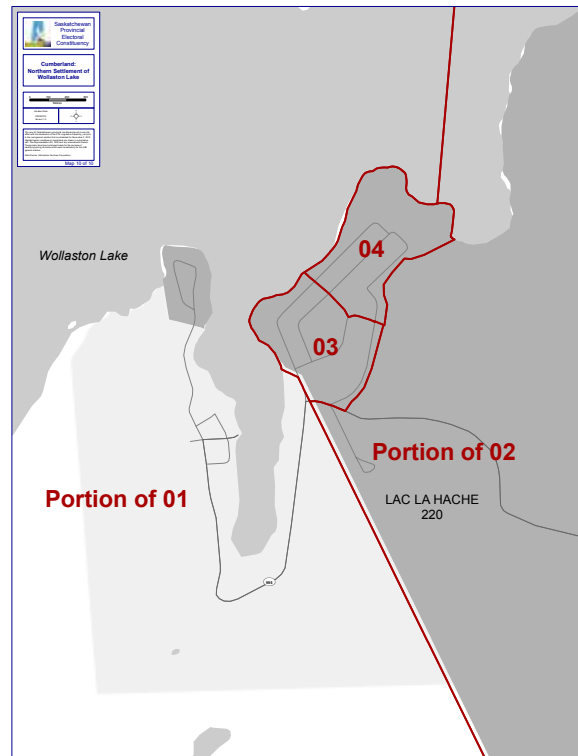
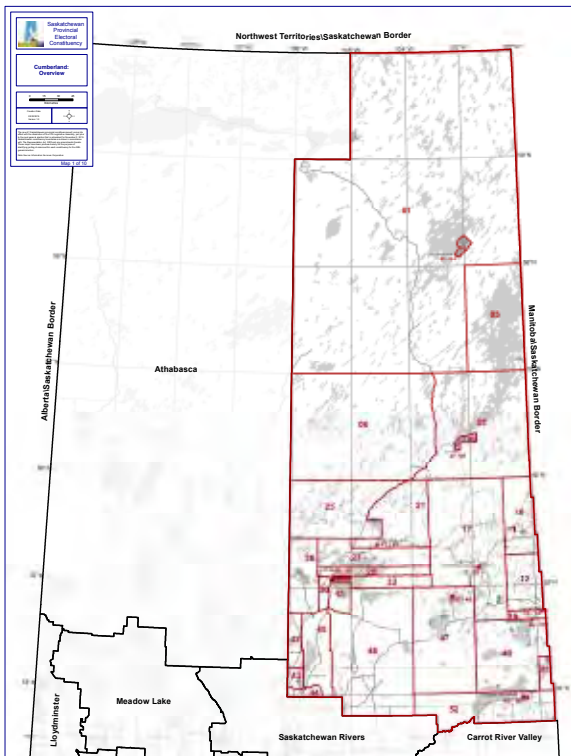
Town of Hudson Bay

CARROT RIVER VALLEY - Polling Location			Votes Cast For				Ballots		
Registered Voters	Koreena Lynn Fibke	Karalasingham Sadadcharam	Sandy Ewen	Fred Bradshaw	Rejected Ballots	Votes For Cands			
Poll	Poll Name	GP	LIB	NDP	SP				
36	Zenon Park Communtiy Center	254	7	10	30	90	3	137	
37	Arborfield Community Hall	205	4	2	6	124	0	136	
38	Arborfield Community Hall	184	2	1	10	104	0	117	
39	Arborfield Community Hall	200	1	1	8	83	0	93	
40	Mistatim Community Center	171	4	5	8	83	1	100	
41	Brooks Hall	207	3	1	24	81	1	109	
42	Brooks Hall	243	1	1	31	49	0	82	
43	Brooks Hall	256	2	4	20	82	1	108	
44	Brooks Hall	300	2	1	37	94	0	134	
45	Brooks Hall	296	2	1	33	87	0	123	
46	Brooks Hall	284	5	3	32	86	0	126	
47	Brooks Hall	250	3	0	30	88	0	121	
AP	AP 1 - Nipawin Senior Hall	-	7	5	70	300	0	382	
AP	St. Patrick's Anglican Church Parish Hall	-	7	1	80	198	0	286	
AP	St. Mathew's Anglican Church Hall	-	4	4	150	404	0	562	
AP	Carrot River Town Office	-	4	5	46	255	0	310	
AP	AP 2 - Nipawin Senior Hall	-	2	4	62	295	1	363	
	Absentee	-	0	1	5	48	41	54	
	Hospital/Remand/Homebound	-	2	7	16	21	3	46	
MP1	Arborfield Ch	27	0	1	3	10	0	14	
MP2	Carrot River Health Centre	17	0	0	3	6	0	9	
MP3	Hudson Bay Health Care Facility	23	1	0	3	6	1	10	
MP4	Newmarket Place	81	2	3	10	18	0	33	
	Homebound Poll Carrot River Valley	RESULTS COMBINED WITH HOSPITAL/REMAND POLL							-
PCF1	Pineview Lodge	103	2	5	10	20	1	37	
	<b>Totals</b>	<b>12071</b>	<b>115</b>	<b>131</b>	<b>1369</b>	<b>5104</b>	<b>56</b>	<b>6719</b>	

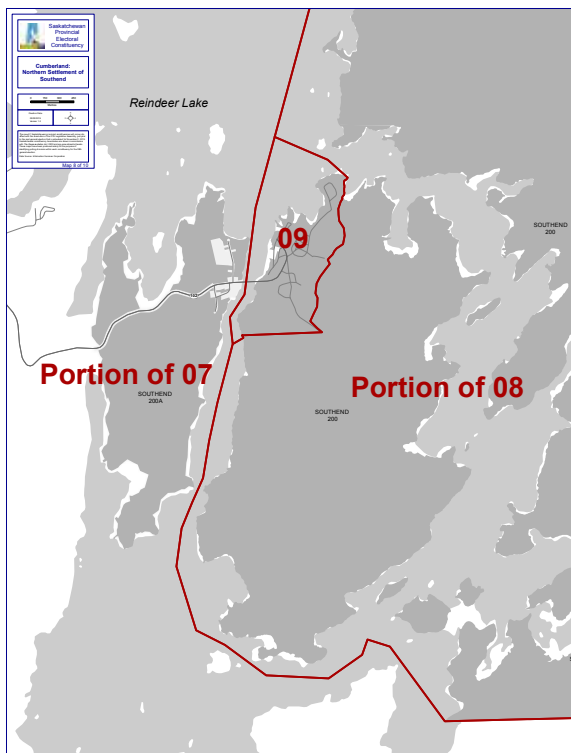
Candidate Elected - Fred Bradshaw							
Plurality	3735						
% of Registered Voters Who Voted	56.13%						
% By Party		1.71%	1.95%	20.38%	75.96%		



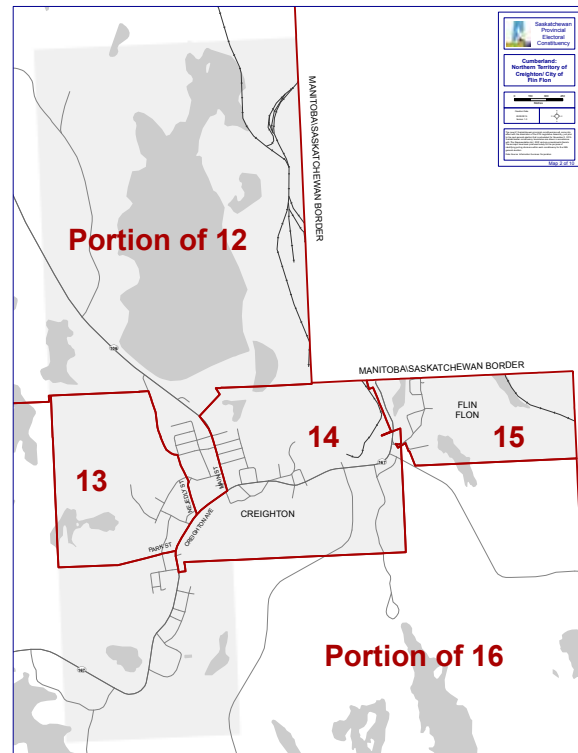
# VOTE SUMMARY BY CONSTITUENCY POLLING DIVISION: CUMBERLAND



Northern Settlement of Wollaston Lake



Northern Settlement of Southend



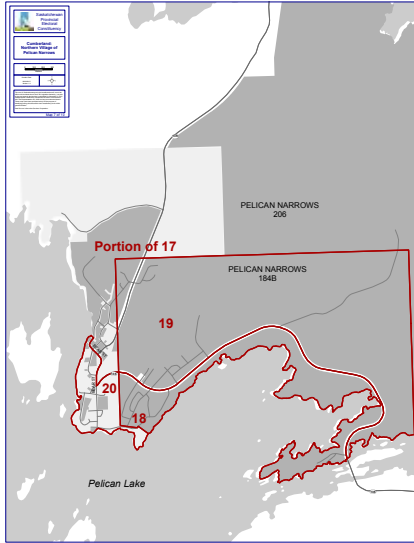
Northern Territory of Creighton/City of Flin Flon

CUMBERLAND - Polling Location			Votes Cast For				Ballots	
Poll	Poll Name	Registered Voters	Mick Taylor-Lessard GP	George Morin LIB	Doyle Vermette NDP	Thomas Sierzycki SP	Rejected Ballots	Votes For Cands
1	1/2/3/4 Hatchett Lake Band Office / Hatchett Lake Band Office	815	0	6	133	12	1	151
2	Combined With Poll 1	-	-	-	-	-	-	-
3	Combined With Poll 1	-	-	-	-	-	-	-
4	Combined With Poll 1	-	-	-	-	-	-	-
5	Irene Olsen Memorial School	16	0	1	7	1	0	9
6	6/7 Ospwkun Sepe School	32	1	7	9	2	0	19
7	Combined With Poll 6	-	-	-	-	-	-	-
8	Combined With Poll 8	-	-	-	-	-	-	-
9	8/9 Reindeer Lake School	592	2	13	151	19	1	185
10	Combined With Poll 11	-	-	-	-	-	-	-
11	10/11 Gary Morin Memorial Hall	657	0	33	122	16	3	171
12	Creighton Community Centre	275	5	2	14	57	0	78
13	Creighton Community Centre	289	1	4	30	29	0	64
14	Creighton Community Centre	284	0	8	32	32	1	72
15	Creighton Community Centre	178	5	1	15	28	0	49
16	Creighton Community Centre	281	1	7	21	44	0	73
17	Pelican Narrows LCA Hall	191	0	3	39	3	0	45
18	Pelican Narrows LCA Hall	163	0	3	31	1	0	35
19	Pelican Narrows LCA Hall	239	0	8	36	15	0	59
20	Pelican Narrows LCA Hall	470	0	15	69	14	1	98
21	Combined With Poll 24	-	-	-	-	-	-	-
22	Combined With Poll 24	-	-	-	-	-	-	-
23	Combined With Poll 24	-	-	-	-	-	-	-
24	21/22/23/24 Stanley Mission Band Hall	1252	1	14	321	92	1	428
25	Nihithow Awasis School	238	0	1	71	6	1	78
26	Charlie Halkett Memorial Band Hall	350	5	8	64	18	0	95
27	Sucker River Band Office	285	3	7	82	24	0	116
28	Kikinahk Friendship Centre	204	2	1	44	23	0	70
29	Kikinahk Friendship Centre	422	2	2	46	70	1	120
30	Kikinahk Friendship Centre	279	0	2	35	36	0	73
31A/31B	Kikinahk Friendship Centre	520	3	5	93	49	0	150
32	Kikinahk Friendship Centre	144	0	0	38	12	1	50
33	Kikinahk Friendship Centre	265	0	1	49	35	4	85
34	Combined With Poll 38	-	-	-	-	-	-	-
35	Kikinahk Friendship Centre	448	0	7	64	6	0	77

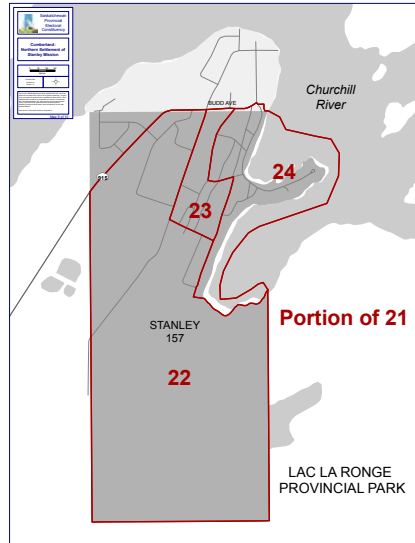
Continued on next page



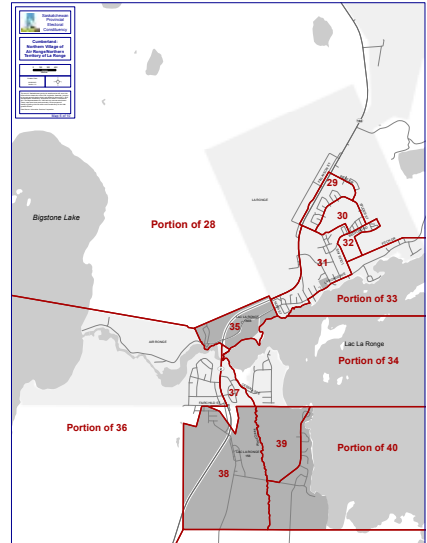
CUMBERLAND (CONTINUED)



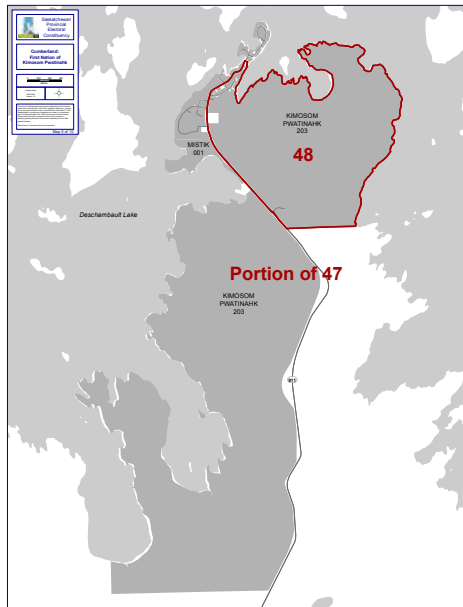
Northern Village of Pelican Narrows



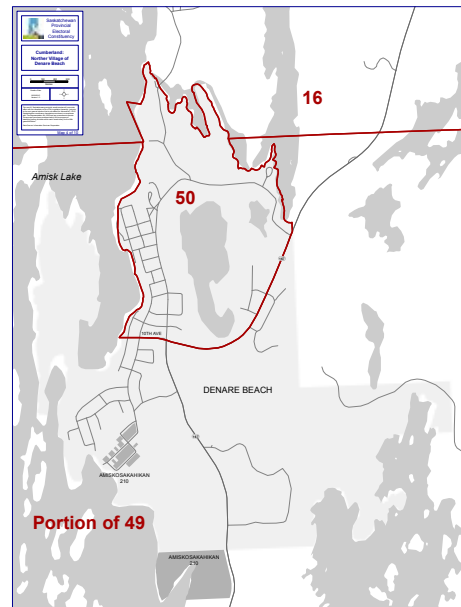
Northern Settlement of Stanley Mission



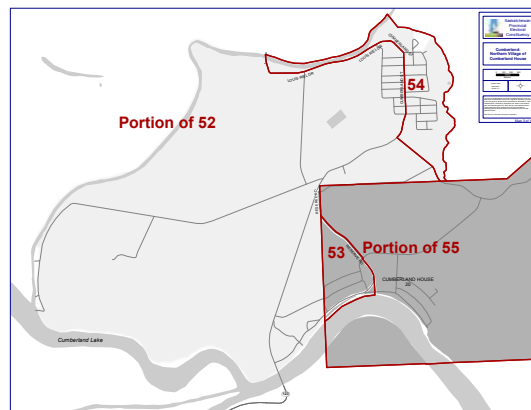
Northern Village of Air Ronge/Northern Territory of La Ronge



First Nation of Kimosom Pwatinahk



Northern Village of Denare Beach



Northern Village of Cumberland House

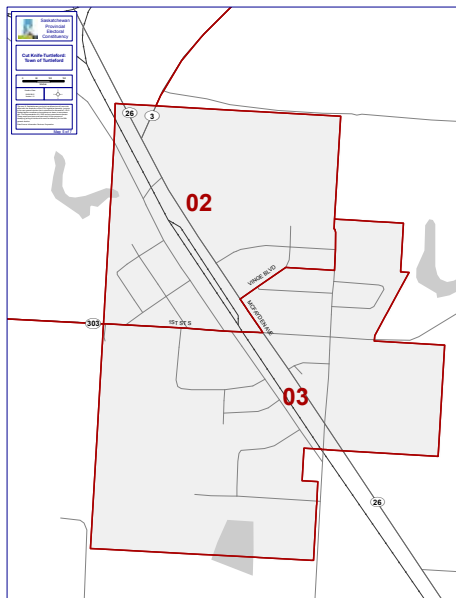
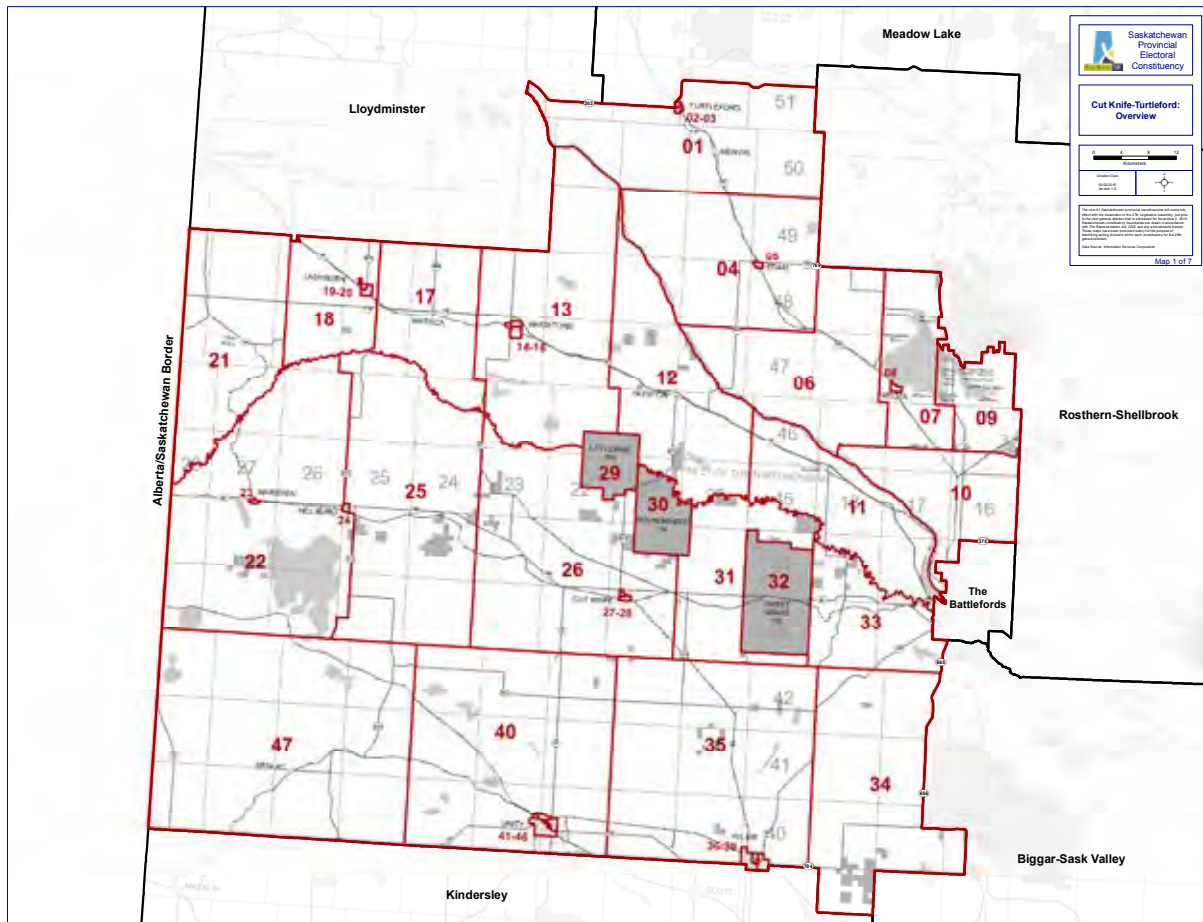


CUMBERLAND - Polling Location			Votes Cast For				Ballots	
Poll	Poll Name	Registered Voters	Mick Taylor-Lessard GP	George Morin LIB	Doyle Vermette NDP	Thomas Sierzycki SP	Rejected Ballots	Votes For Cands
36	Combined With Poll 38	-	-	-	-	-	-	-
37	Combined With Poll 38	-	-	-	-	-	-	-
38	34/36/37/38/39/40/41 Jonas Roberts Memorial Community Centre	2252	9	16	443	140	1	608
39	Combined With Poll 38	-	-	-	-	-	-	-
40	Combined With Poll 38	-	-	-	-	-	-	-
41	Combined With Poll 38	-	-	-	-	-	-	-
42	Weyakwin Recreation Hall	128	0	1	35	25	0	61
43	43/44/45 Montreal Lake Band Office	691	1	24	86	16	1	127
44	Combined With Poll 43	-	-	-	-	-	-	-
45	Combined With Poll 43	-	-	-	-	-	-	-
46	Little Bear Fire Hall	72	1	0	8	52	0	61
47	Combined With Poll 48	-	-	-	-	-	-	-
48	47/48 Deschambault Lake Band Office	621	1	31	146	20	0	198
49	49/50 Denare Plex	649	9	18	45	115	0	187
50	Combined With Poll 49	-	-	-	-	-	-	-
51	Sturgeon Landing Community Hall	44	1	0	4	5	0	10
52	52/53/54/55 Cumberland House Village Hall	608	1	38	125	113	0	277
53	Combined With Poll 52	-	-	-	-	-	-	-
54	Combined With Poll 52	-	-	-	-	-	-	-
55	Combined With Poll 52	-	-	-	-	-	-	-
AP	Creighton Community Centre	-	2	4	52	66	0	124
AP	Cumberland House Veteran's Hall	-	2	12	77	41	0	132
AP	Harbour Inn	-	14	10	537	328	2	889
AP	Pelican Narrows LCA Hall	-	0	33	152	9	1	194
	Absentee	-	2	2	26	27	1	57
	Hospital/Remand	-	3	3	12	6	2	24
MP1	Elder Catherine Charles Health Centre, La Ronge Health Long Term Care Centre, Wawahtewikumihk Group Home	20	2	1	11	3	1	17
	<b>Totals</b>	<b>13974</b>	<b>79</b>	<b>352</b>	<b>3375</b>	<b>1610</b>	<b>24</b>	<b>5416</b>

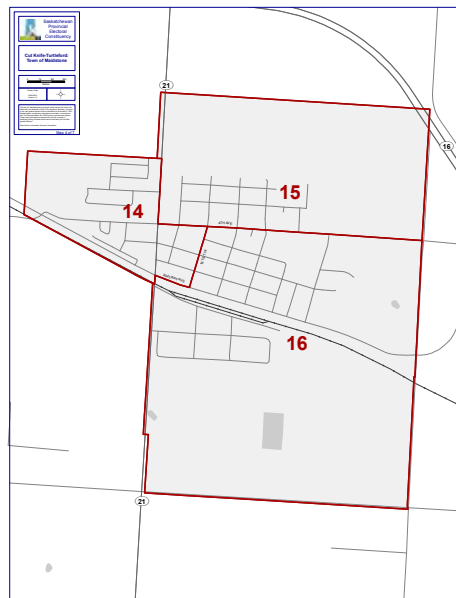
	Candidate Elected - Doyle Vermette							
	Plurality	1765						
	% of Registered Voters Who Voted	38.93%						
	% By Party		1.46%	6.50%	62.32%	29.73%		



# VOTE SUMMARY BY CONSTITUENCY POLLING DIVISION: CUT KNIFE-TURTLEFORD



Town of Turtleford



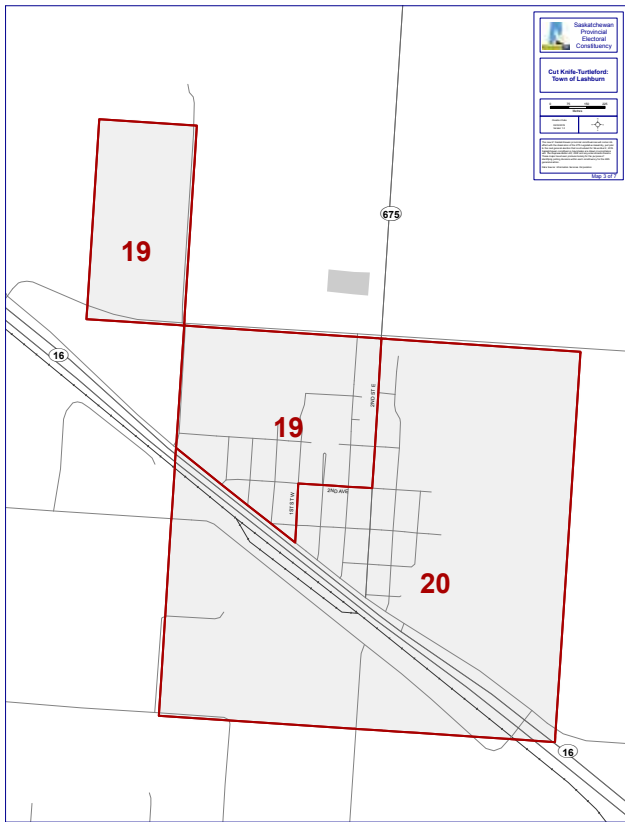
Town of Maidstone

CUT KNIFE-TURTLEFORD - Polling Location			Votes Cast For					Ballots	
Poll	Poll Name	Registered Voters	Tammy Fairley Saunders	Rod Gopher	Danica Lorier	Rick Cline	Larry Doke	Rejected Ballots	Votes For Cands
			GP	LIB	NDP	PC	SP		
1	Mervin Complex	295	3	1	23	9	171	1	207
2	Turtleford Senior Centre	125	1	2	19	2	55	0	79
3	Turtleford Senior Centre	187	0	3	13	8	95	0	119
4	Royal Canadian Legion #106	195	1	1	9	3	101	0	115
5	Royal Canadian Legion #106	292	3	2	20	5	155	0	185
6	Meota Community Complex	167	0	0	13	0	68	1	81
7	Meota Community Complex	272	3	4	26	1	136	0	170
8	Meota Community Complex	272	3	3	30	1	143	2	180
9	St. Rose de Lima	369	3	5	35	4	155	0	202
10	N. Battleford Senior Citizen Action Now Club Inc.	245	1	3	25	2	81	0	112
11	St. Vital Catholic School	252	1	1	15	4	89	0	110
12	Paynton Community Centre	217	4	3	18	1	83	1	109
13	Maidstone Legion Hall Branch 142	335	0	2	10	1	148	0	161
14	Maidstone Legion Hall Branch 142	223	0	1	7	1	71	0	80
15	Maidstone Legion Hall Branch 142	264	0	0	7	0	87	0	94
16	Maidstone Legion Hall Branch 142	258	1	4	9	1	84	0	99
17	Waseca Community Centre	274	0	0	8	1	103	1	112
18	Lashburn Seniors Centre	239	2	0	13	5	126	0	146
19	Lashburn Seniors Centre	337	0	4	13	5	136	0	158
20	Lashburn Seniors Centre	278	3	0	18	5	124	0	150
21	Lashburn Seniors Centre	335	1	1	23	2	109	0	136
22	Marsden Community Hall	330	2	2	11	4	165	0	184
23	Marsden Community Hall	195	2	4	5	4	105	1	120
24	Neilburg Community Hall	287	3	2	17	4	120	0	146
25	Neilburg Community Hall	245	0	1	7	0	142	0	150
26	Jolly Roger	336	1	0	8	2	119	1	130
27	Jolly Roger	194	3	6	16	2	51	0	78
28	Jolly Roger	165	0	0	11	2	52	0	65
29A/29B	Little Pine Hall	488	0	51	25	0	4	0	80
30A/30B	Poundmaker Veteran's Hall	531	1	47	12	0	2	0	62
31	Jolly Roger	103	2	0	9	2	44	0	57
32A/32B	Sweetgrass Community Centre	432	3	36	30	3	8	0	80
33	St. Vital Catholic School	255	1	4	18	2	97	0	122
34	St. Vital Catholic School	180	0	0	5	1	72	0	78
35	St. George School (Gym)	272	2	2	7	2	115	0	128
36	St. George School (Gym)	200	0	1	23	0	82	0	106
37	St. George School (Gym)	248	1	1	19	3	110	1	134
38	St. George School (Gym)	211	1	1	20	6	82	0	110
39	St. George School (Gym)	180	3	2	18	3	74	0	100

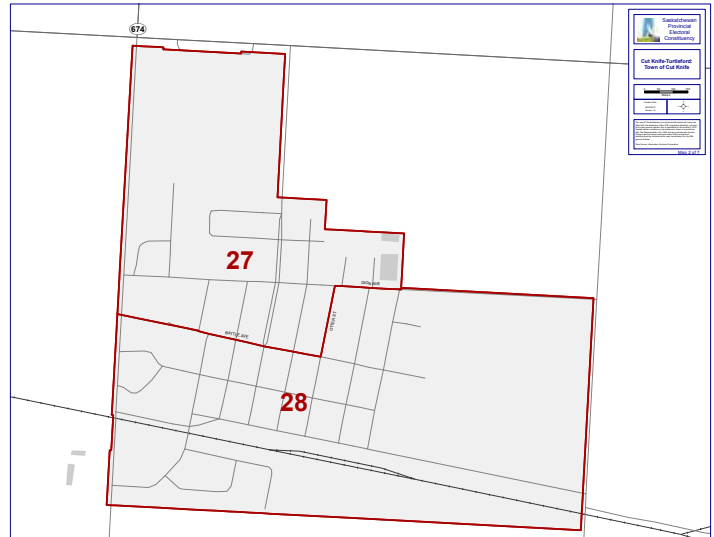
Continued on next page



CUT KNIFE-TURTLEFORD (CONTINUED)



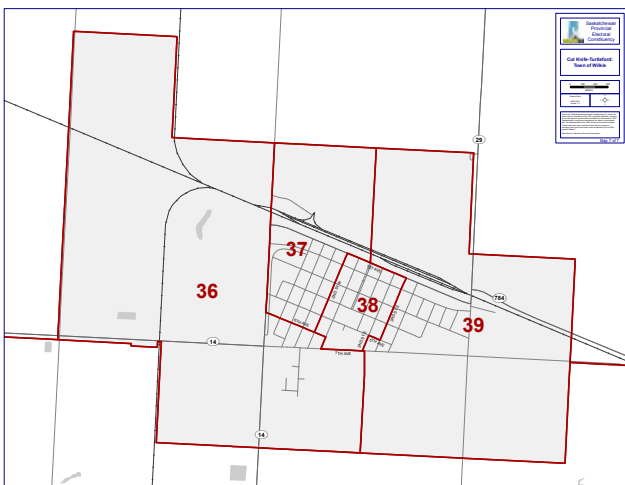
Town of Lashburn



Town of Cut Knife



Town of Unity



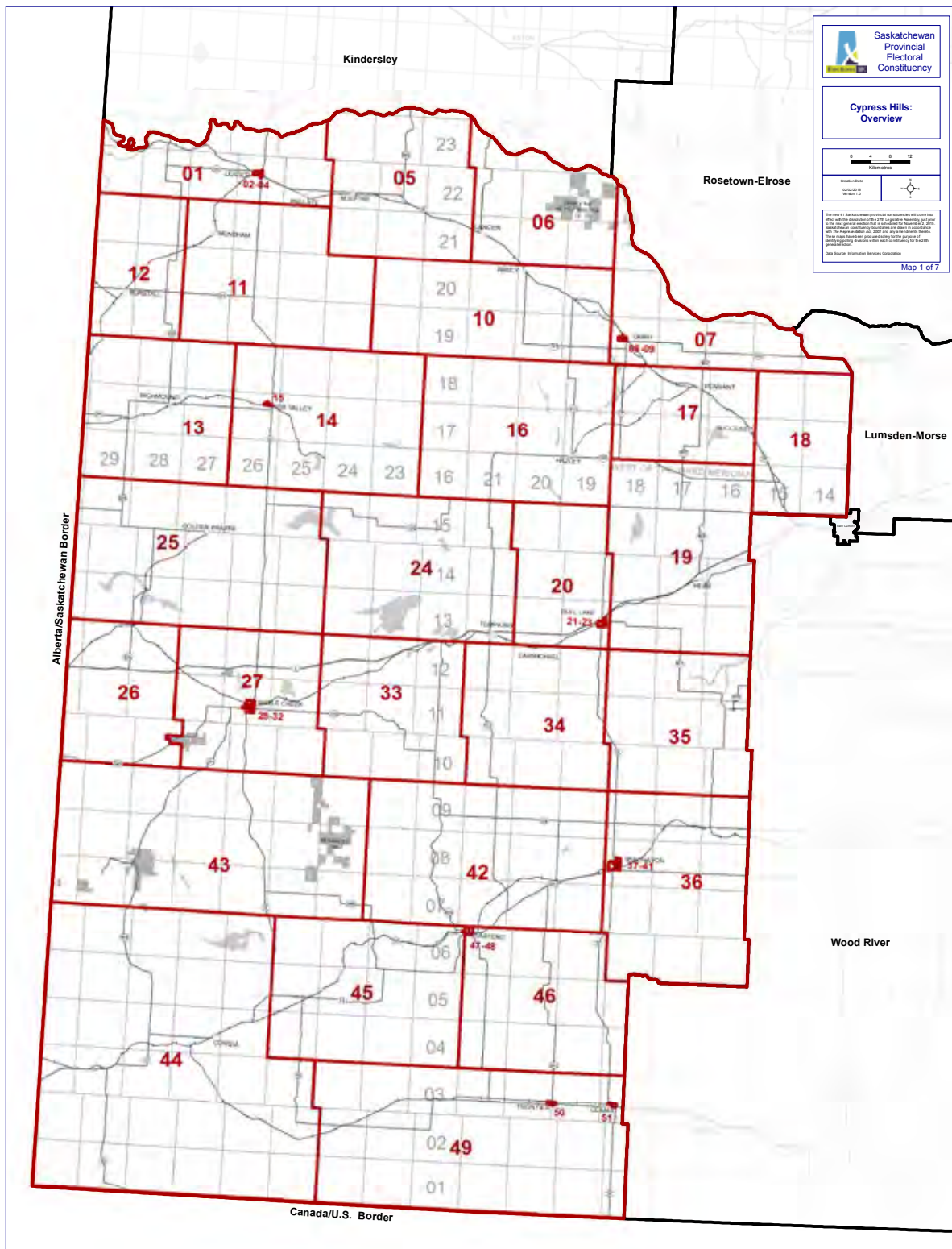
Town of Wilkie

CUT KNIFE-TURTLEFORD - Polling Location			Votes Cast For					Ballots		
Poll	Poll Name	Registered Voters	Tammy Fairley Saunders	Rod Gopher	Danica Lorer	Rick Cline	Larry Doke	Rejected Ballots	Votes For Cands	
			GP	LIB	NDP	PC	SP			
40	Unity Public School	273	3	3	9	3	108	0	126	
41	New Horizons Hall	325	0	3	9	1	125	0	138	
42	Unity Public School	308	0	6	21	3	89	0	119	
43	Unity Public School	218	4	2	23	2	72	0	103	
44	Unity Public School	248	4	1	15	2	59	1	81	
45	New Horizons Hall	236	1	1	14	1	67	1	84	
46	Unity Public School	285	2	1	9	3	100	1	115	
47	Senlac Community Hall	181	0	0	8	2	109	0	119	
AP	St. Vital Catholic School	-	1	15	45	5	275	0	341	
AP	Royal Canadian Legion #106	-	3	2	14	0	132	0	151	
AP	Jolly Roger	-	1	2	34	2	119	1	158	
AP	Maidstone Senior Citizens Drop In Centre	-	5	0	27	3	280	0	315	
AP	New Horizon Hall	-	5	9	74	10	375	0	473	
	Absentee	-	0	1	2	5	45	13	53	
	Hospital/Remand/Homebound	-	0	2	5	2	10	3	19	
MP1	Lady Minto Health Care Centre, Riverside Health Complex	38	0	3	10	1	10	0	24	
MP2	Cut Knife Health Complex, Maidstone Health Complex - Pine Island Lodge	54	3	3	6	2	5	1	19	
MP3	Bethany Assisted Living, Wilkie District Health Centre and Poplar Courts, Unity & District Health Complex	89	3	1	18	6	21	3	49	
	Homebound Poll Cut Knife-Turtleford	RESULTS COMBINED WITH HOSPITAL/ REMAND POLL								-
	<b>Totals</b>	<b>12538</b>	<b>90</b>	<b>255</b>	<b>958</b>	<b>154</b>	<b>5765</b>	<b>33</b>	<b>7222</b>	

Candidate Elected - Larry Doke									
Plurality	4807								
% of Registered Voters Who Voted	57.86%								
% By Party		1.25%	3.53%	13.27%	2.13%	79.83%			



# VOTE SUMMARY BY CONSTITUENCY POLLING DIVISION: CYPRESS HILLS

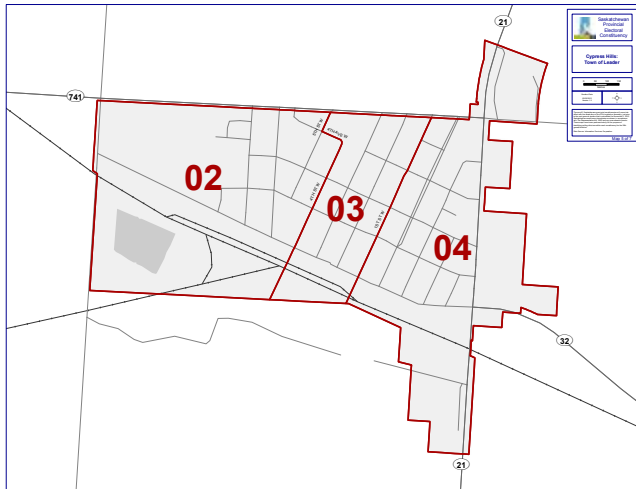


CYPRESS HILLS - Polling Location			Votes Cast For					Ballots	
Poll	Poll Name	Registered Voters	Marie Crowe	Charles Tait	Barb Genert	John Goohsen	Douglas Steele	Rejected Ballots	Votes For Cands
			GP	LIB	NDP	PC	SP		
1	Leader Community Hall	237	2	4	4	6	96	0	112
2	Leader Community Hall	216	3	0	20	5	79	0	107
3	Leader Community Hall	151	1	0	11	3	52	0	67
4	Leader Community Hall	242	4	0	11	8	80	0	103
5	Sceptre Recreation Centre	185	3	1	11	6	98	0	119
6	Lancer Community Hall	112	1	0	9	7	43	0	60
7	Cabri Community Hall	127	0	4	16	3	42	0	65
8	Cabri Community Hall	135	0	3	14	2	72	0	91
9	Cabri Community Hall	164	1	1	15	1	67	0	85
10	ABC Centre- Meeting Room	314	1	1	15	9	126	0	152
11	Burstall Community Hall	RESULTS, INCLUDING REGISTERED VOTERS, COMBINED WITH POLL 12							-
12	Burstall Community Hall	446	0	1	12	7	178	0	198
13	Richmond Community Centre Meeting Room	201	2	0	13	5	108	0	128
14	Fox Valley Community Hall	189	1	0	1	3	75	0	80
15	Fox Valley Community Hall	176	0	3	17	6	91	0	117
16	Hazlet Recreation Complex	233	4	1	12	16	110	1	143
17	Pennant Seniors Hall (Pennant Happy Gang)	310	8	1	9	5	140	0	163
18	Pennant Seniors Hall (Pennant Happy Gang)	347	2	1	30	3	127	0	163
19	Webb Community Hall	314	3	1	14	10	120	0	148
20	Gull Lake Community Hall	121	1	0	0	5	51	0	57
21	Gull Lake Community Hall	139	2	1	7	2	60	0	72
22	Gull Lake Community Hall	232	1	0	13	5	106	0	125
23	Gull Lake Community Hall	289	1	0	12	12	116	0	141
24	Gull Lake Community Hall	226	2	1	4	8	111	0	126
25	Golden Prairie Community Hall	166	0	0	3	5	72	0	80
26	Maple Creek Legion Hall	RESULTS, INCLUDING REGISTERED VOTERS, COMBINED WITH POLL 27							-
27	Maple Creek Legion Hall	578	2	3	23	18	180	0	226
28	Maple Creek Legion Hall	305	4	2	31	13	108	0	158
29	Maple Creek Legion Hall	288	2	2	30	9	71	0	114
30	Maple Creek Legion Hall	293	1	2	22	7	94	0	126
31	Maple Creek Legion Hall	384	10	8	45	9	109	0	181
32	Maple Creek Legion Hall	192	1	1	18	4	53	0	77
33	Piapot Legion Hall	178	4	0	8	5	98	0	115
34	Gull Lake Community Hall	275	2	1	8	10	82	0	103
35	Simmie Community Hall	300	2	1	13	7	83	0	106
36	Christ the King Church Hall	309	3	2	15	5	115	0	140
37	Christ the King Church Hall	214	3	4	13	4	89	1	113

Continued on next page



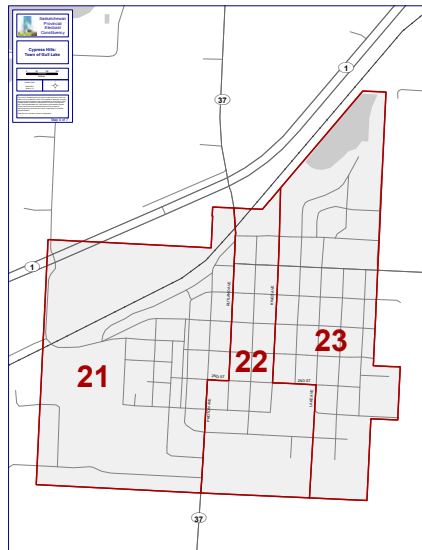
CYPRESS HILLS (CONTINUED)



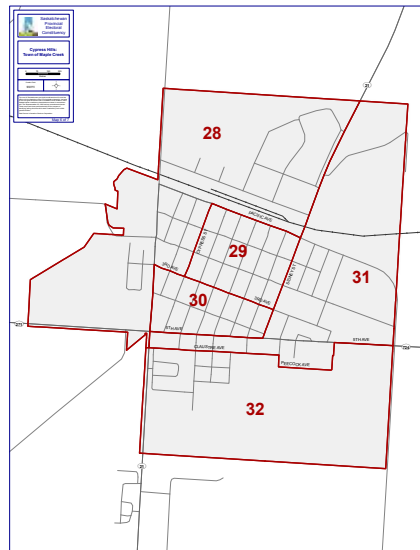
Town of Leader



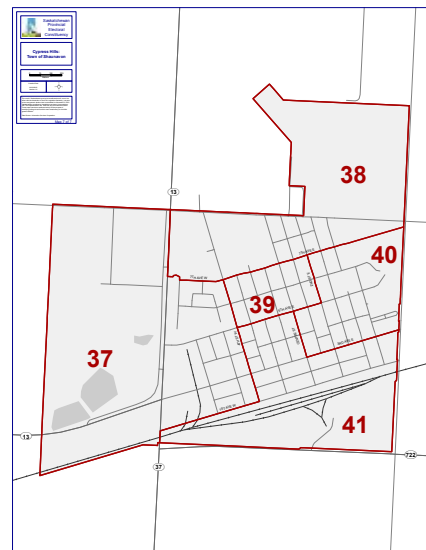
Town of Cabri



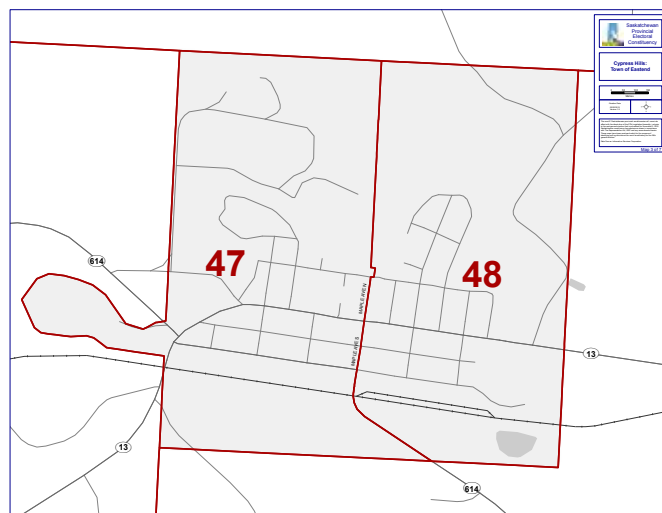
Gulf Lake



Town of Maple Creek



Town of Shaunavon



Town of Eastend

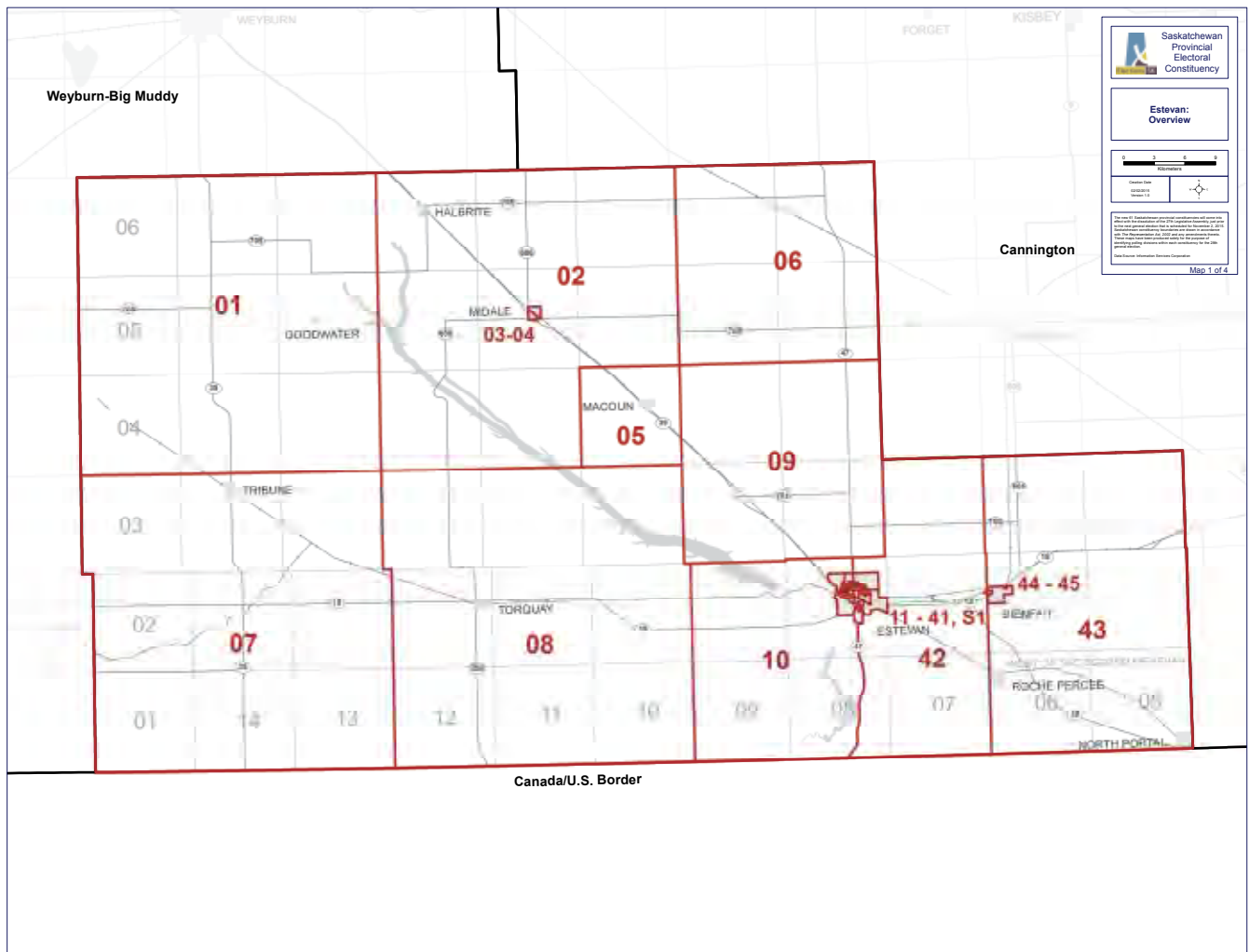


CYPRESS HILLS - Polling Location			Votes Cast For					Ballots		
Poll	Poll Name	Registered Voters	Marie Crowe	Charles Tait	Barb Genert	John Goohsen	Douglas Steele	Rejected Ballots	Votes For Cands	
			GP	LIB	NDP	PC	SP			
38	Christ the King Church Hall	255	1	2	12	10	100	0	125	
39	Christ the King Church Hall	245	3	4	5	4	87	1	103	
40	Christ the King Church Hall	268	2	3	18	10	91	0	124	
41	Christ the King Church Hall	174	2	2	10	3	59	0	76	
42	Eastend Memorial Hall	291	0	0	4	4	80	0	88	
43	Maple Creek Legion Hall	258	2	2	4	4	79	0	91	
44	Consul Community Hall	272	3	1	11	9	144	0	168	
45	Eastend Memorial Hall	142	8	0	4	1	44	0	57	
46	Eastend Memorial Hall	179	2	0	8	2	80	0	92	
47	Eastend Memorial Hall	200	6	2	15	6	87	0	116	
48	Eastend Memorial Hall	193	3	6	15	1	72	0	97	
49	Frontier Community Hall	264	2	0	12	5	117	0	136	
50	Frontier Community Hall	214	1	2	10	6	112	0	131	
51	Climax Community Hall	136	2	1	8	0	63	0	74	
AP	Gull Lake Community Hall	-	2	2	26	14	193	0	237	
AP	Shaunavon Legion Hall	-	2	2	46	9	272	0	331	
AP	Eastend Memorial Hall Tea Room	-	3	1	13	4	90	1	111	
AP	Little Flower Catholic Church Hall	-	0	3	15	14	191	0	223	
AP	Maple Creek Legion Meeting Room	-	3	6	66	21	278	1	374	
AP	Cabri Community Hall	-	2	2	24	3	111	0	142	
	Absentee	-	0	0	10	1	37	2	48	
	Hospital/Remand/Homebound	-	0	1	2	0	9	0	12	
MP1	Eastend Wolf Willow Hc, Shaunavon Hospital & Care Centre (Long Term Care)	67	2	1	8	2	8	0	21	
MP2	Avondale Place, Beverly Manor, Irene's Personal Ch, The Villa/ Evergreen Independent Living	51	0	3	12	2	24	0	41	
MP3	Autumn House Independent Living, Prairie Health Care Centre, Gull Lake Special Care Centre	74	3	2	9	7	27	0	48	
MP4	Western Senior Citizen's Home	30	1	1	1	4	10	0	17	
MP5	SW Integrated Health Care Facility	53	1	0	8	3	7	0	19	
	Homebound Poll Cypress Hills	RESULTS COMBINED WITH HOSPITAL/ REMAND POLL								-
	<b>Totals</b>	<b>11954</b>	<b>133</b>	<b>99</b>	<b>875</b>	<b>382</b>	<b>5774</b>	<b>7</b>	<b>7263</b>	

	Candidate Elected - Douglas Steele								
	Plurality	4899							
	% of Registered Voters Who Voted	60.82%							
	% By Party		1.83%	1.36%	12.05%	5.26%	79.50%		



# VOTE SUMMARY BY CONSTITUENCY POLLING DIVISION: ESTEVAN

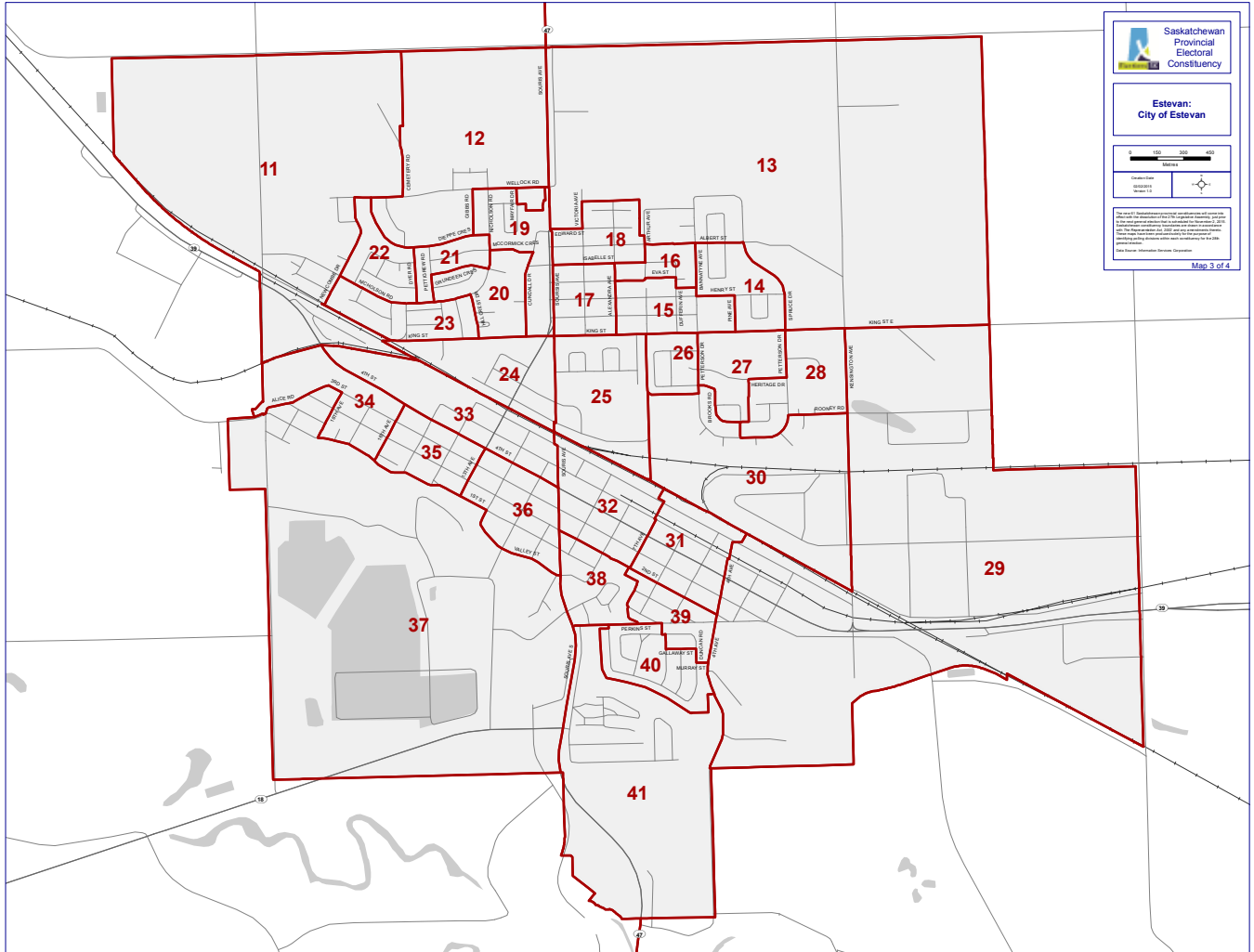


ESTEVAN - Polling Location			Votes Cast For						Ballots	
Poll	Poll Name	Registered Voters	Branden Schick	Oskar Karkabatov	Tina Vuckovic	Paul Carroll	Lori Carr	Cam Robock	Rejected Ballots	Votes For Cands
			GP	LIB	NDP	PC	SP	IND		
1	Goodwater Community Municipal Hall	236	2	0	17	10	122	3	0	154
2	Midale Civic Center	365	2	2	8	10	168	1	1	191
3	Midale Civic Center	171	3	0	9	5	67	1	0	85
4	Midale Civic Center	224	3	2	10	7	97	1	0	120
5	Macoun Senior Center	227	0	0	6	7	122	0	1	135
6	Benson Recreation Facility	156	1	1	7	1	65	2	0	77
7	Tribune Community Hall	184	1	0	2	9	72	0	0	84
8	Torquay 50 & Over Club	357	2	6	14	17	144	2	0	185
9	Hitchcock Community Recreation Center	358	1	2	7	12	141	1	0	164
10	Westview School	246	2	0	10	9	99	1	0	121
11	Pleasantdale School	279	1	1	9	15	88	0	0	114
12	Church of God	308	1	0	7	11	133	0	0	152
13	St. Mary's School	298	3	1	7	11	109	8	0	139
14	Alliance Church	248	1	2	13	6	86	0	0	108
15	St. Mary's School	319	0	1	16	11	98	1	0	127
16	St. Mary's School	236	0	2	6	1	40	3	0	52
17	St. Mary's School	225	1	2	10	6	66	1	0	86
18	St. Mary's School	307	4	0	6	7	89	3	0	109
19	Church of God	242	0	4	16	8	82	0	0	110
20	Church of God	262	0	3	9	7	77	1	0	97
21	Pleasantdale School	180	0	1	5	8	62	3	0	79
22	Pleasantdale School	315	5	2	14	9	102	1	0	133
23	Pleasantdale School	259	1	1	16	12	79	1	0	110
24	Church of God	256	1	1	10	18	60	0	0	90
25	Wylie Mitchel Air Cadet Hall	200	3	2	8	8	79	2	0	102
26	Wylie Mitchel Air Cadet Hall	234	0	3	3	11	99	0	1	116
27	Alliance Church	138	1	0	5	13	57	1	1	77
28	Alliance Church	321	1	4	13	8	133	1	0	160
29	Hillcrest School	203	1	2	10	10	57	1	0	81
30	Hillcrest School	228	0	0	8	8	76	0	0	92
31	Hillcrest School	237	0	0	8	10	70	1	0	89
32	St. John Baptist Roman Catholic Church	292	1	3	14	16	58	0	0	92
33	Westview School	147	1	4	3	8	31	0	0	47
34	Westview School	251	2	5	7	15	91	1	0	121
35	Westview School	343	9	2	5	11	92	0	3	119

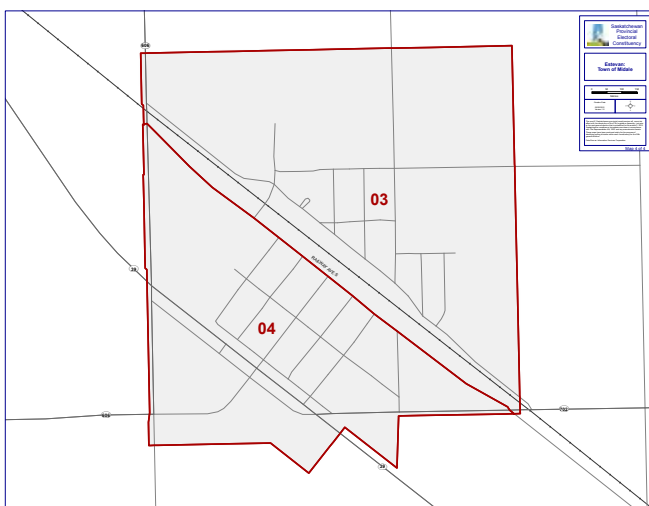
Continued on next page



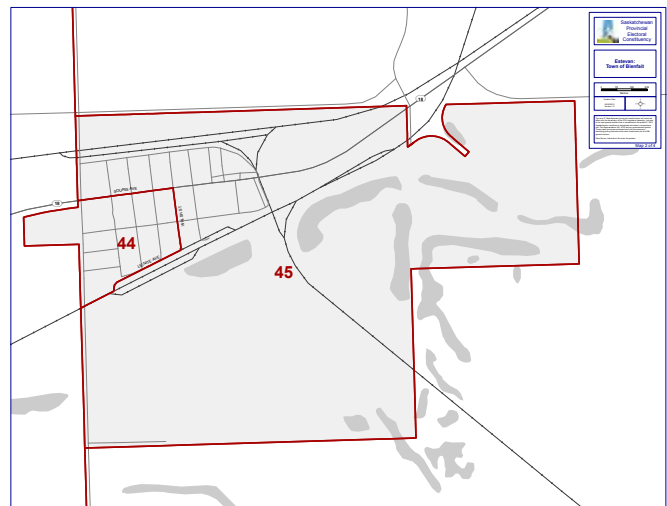
ESTEVAN (CONTINUED)



City of Estevan



Town of Midale



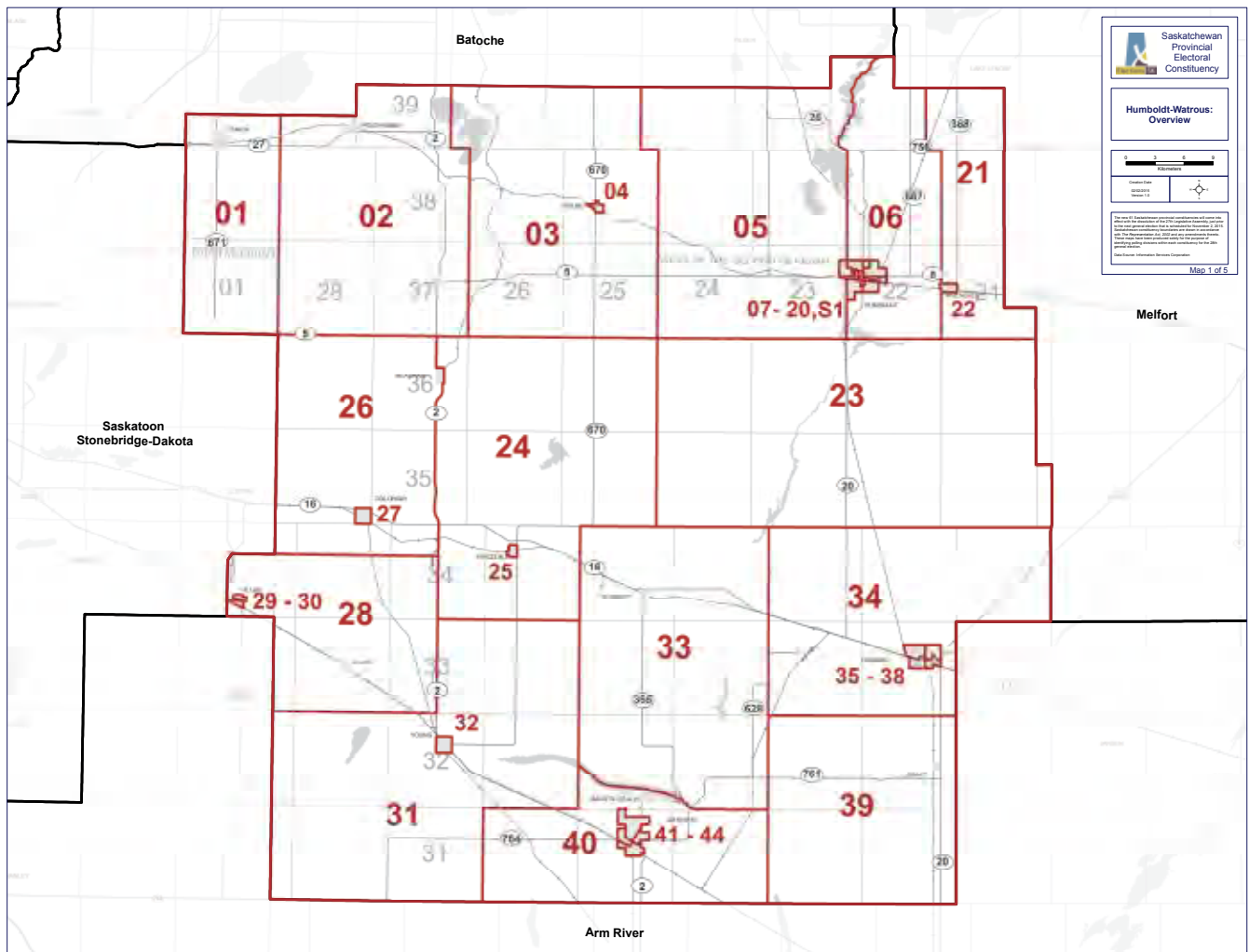
Town of Bienfait

ESTEVAN - Polling Location		Votes Cast For							Ballots	
Poll	Poll Name	Registered Voters	Branden Schick	Oskar Karkabatov	Tina Vuckovic	Paul Carroll	Lori Carr	Cam Robock	Rejected Ballots	Votes For Cands
			GP	LIB	NDP	PC	SP	IND		
36	St. John Baptist Roman Catholic Church	369	4	0	19	15	107	2	1	147
37	Westview School	219	2	1	9	7	62	1	0	82
38	St. John Baptist Roman Catholic Church	231	0	1	9	4	74	2	0	90
39	Hillcrest School	251	1	1	17	11	55	0	0	85
40	Hillcrest School	276	1	3	16	7	104	3	0	134
41	Hillcrest School	371	4	5	12	6	62	4	0	93
42	Bienfait Legion Hall	342	0	0	10	14	108	2	0	134
43	Bienfait Legion Hall	391	4	5	22	25	163	1	0	220
44	Bienfait Legion Hall	263	0	0	9	14	95	1	0	119
45	Bienfait Legion Hall	271	0	1	10	20	96	2	1	129
AP	Midale Civic Center	-	0	2	9	8	125	1	0	145
AP	AP 1 - West Estevan Mall	-	9	10	71	72	524	15	1	701
AP	Oungre Memorial Park	-	0	0	8	3	76	0	0	87
AP	AP 2 - West Estevan Mall	-	9	16	68	48	556	13	2	710
	Absentee	-	0	0	6	7	62	1	2	76
	Hospital/Remand	-	1	2	2	1	6	0	1	12
MP1	St. Joseph's Extended Care	RESULTS, INCLUDING REGISTERED VOTERS, COMBINED WITH MP2								
MP2	Estevan Regional Nursing Home, Creighton Lodge	142	0	5	11	16	38	1	1	71
MP3	Hillview Manor, Mainprize Manor & Health Centre	56	0	4	5	3	16	1	0	29
	Homebound Poll Estevan	-	0	3	4	2	14	0	0	23
	<b>Totals</b>	<b>12034</b>	<b>89</b>	<b>118</b>	<b>635</b>	<b>618</b>	<b>5454</b>	<b>91</b>	<b>16</b>	<b>7005</b>

	Candidate Elected - Lori Carr									
	Plurality	4819								
	% of Registered Voters Who Voted	58.34%								
	% By Party		1.27%	1.68%	9.06%	8.82%	77.86%	1.30%		



# VOTE SUMMARY BY CONSTITUENCY POLLING DIVISION: HUMBOLDT-WATROUS

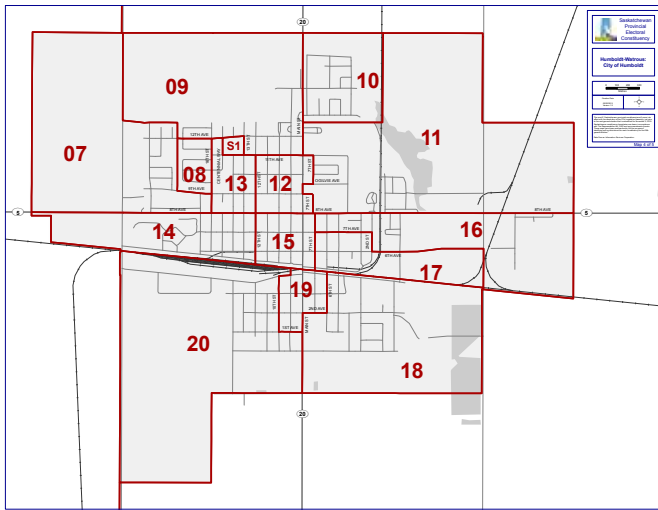


HUMBOLDT-WATROUS - Polling Location			Votes Cast For				Ballots	
Poll	Poll Name	Registered Voters	Lori Harper	Robert Tutka	Adam Duke	Donna Harpauer	Rejected Ballots	Votes For Cands
			GP	LIB	NDP	SP		
1	Vonda Golden Age Hall	352	13	4	31	143	0	191
2	Prud'homme Community Centre/ Silver Age Hall	291	4	7	24	142	0	177
3	Bruno & District Community Centre	236	2	5	18	125	0	150
4	Bruno & District Community Centre	437	3	4	61	195	0	263
5	Humboldt Uniplex Jubilee Hall	269	3	6	18	122	0	149
6	Humboldt Uniplex Jubilee Hall	352	0	4	17	156	0	177
7	Humboldt Uniplex Jubilee Hall	395	2	4	32	148	0	186
8	Humboldt Uniplex Jubilee Hall	266	0	4	20	86	0	110
9	Humboldt Uniplex Jubilee Hall	337	2	1	36	113	0	152
10	Humboldt Uniplex Jubilee Hall	310	5	2	31	89	0	127
11	Royal Canadian Legion Humboldt	383	4	4	31	115	0	154
12	Humboldt Uniplex Jubilee Hall	320	2	7	21	90	0	120
13	Humboldt Uniplex Jubilee Hall	313	5	5	25	86	0	121
14	Humboldt Uniplex Jubilee Hall	323	2	2	33	80	1	117
15	Royal Canadian Legion Humboldt	277	5	1	21	79	0	106
16	Royal Canadian Legion Humboldt	164	4	3	15	40	0	62
17	Royal Canadian Legion Humboldt	253	2	2	25	53	0	82
18	Royal Canadian Legion Humboldt	359	4	3	22	115	0	144
19	Royal Canadian Legion Humboldt	244	2	2	14	48	0	66
20	Royal Canadian Legion Humboldt	318	3	2	32	97	0	134
21	Muenster Community Centre	160	3	5	7	58	0	73
22	Muenster Community Centre	293	4	17	32	151	0	204
23	Royal Canadian Legion Humboldt	340	2	4	23	155	0	184
24	Viscount Central School	187	0	5	20	67	0	92
25	Viscount Central School	163	1	1	20	65	0	87
26	Colonsay Community Hall	179	6	2	22	44	0	74
27	Colonsay Community Hall	329	9	4	43	129	0	185
28	28/30 Allan Parkland Hall	345	7	3	45	125	1	180
29	Allan Parkland Hall	202	0	4	15	100	0	119
30	<i>Combined With Poll 28</i>	-	-	-	-	-	-	-
31	Young Community Hall	191	2	0	22	101	0	125
32	Young Community Hall	177	0	3	35	66	0	104
33	Watrous Civic Centre	213	3	2	16	50	2	71
34	Lanigan Community Hall	238	0	0	22	117	0	139
35	Lanigan Community Hall	234	2	4	40	95	0	141
36	Lanigan Community Hall	248	2	0	17	112	0	131

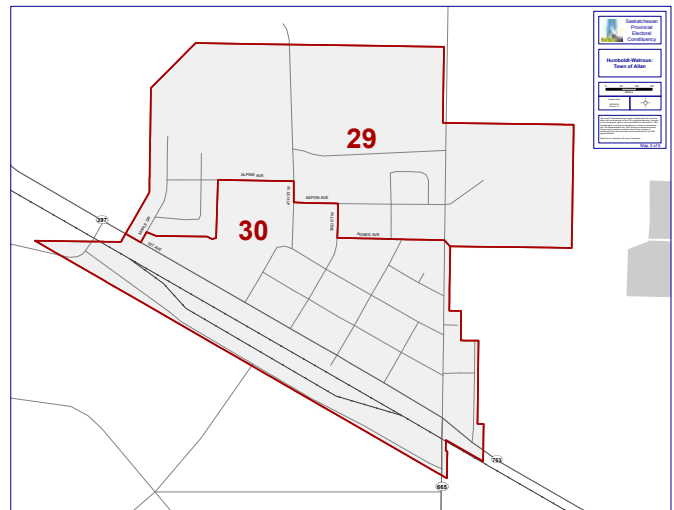
Continued on next page



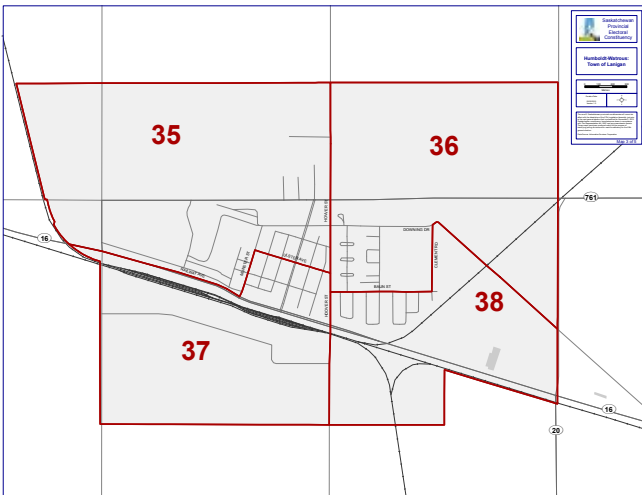
HUMBOLDT-WATROUS (CONTINUED)



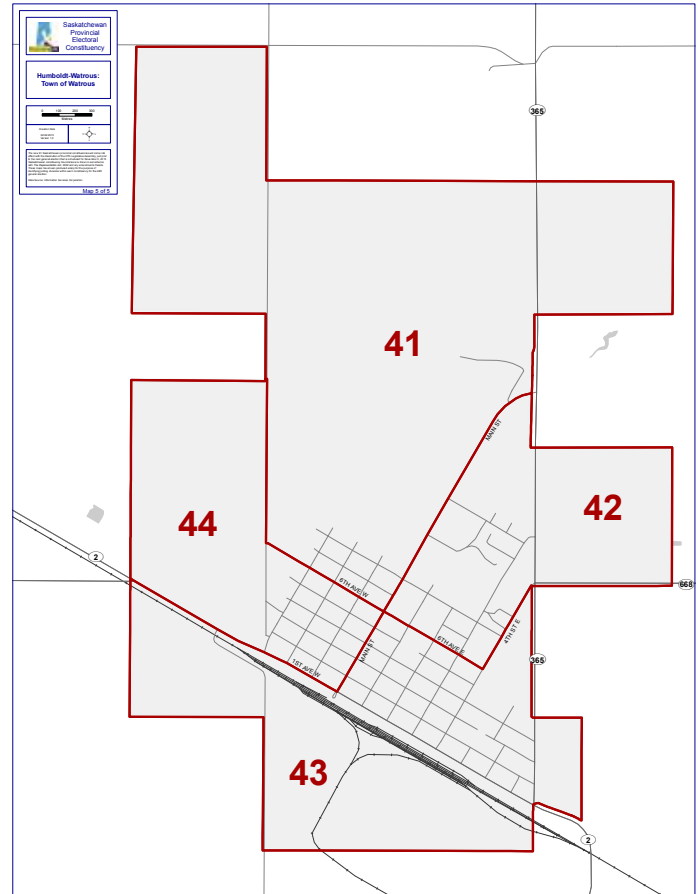
City of Humboldt



Town of Allan



Town of Lanigan



Town of Watrous

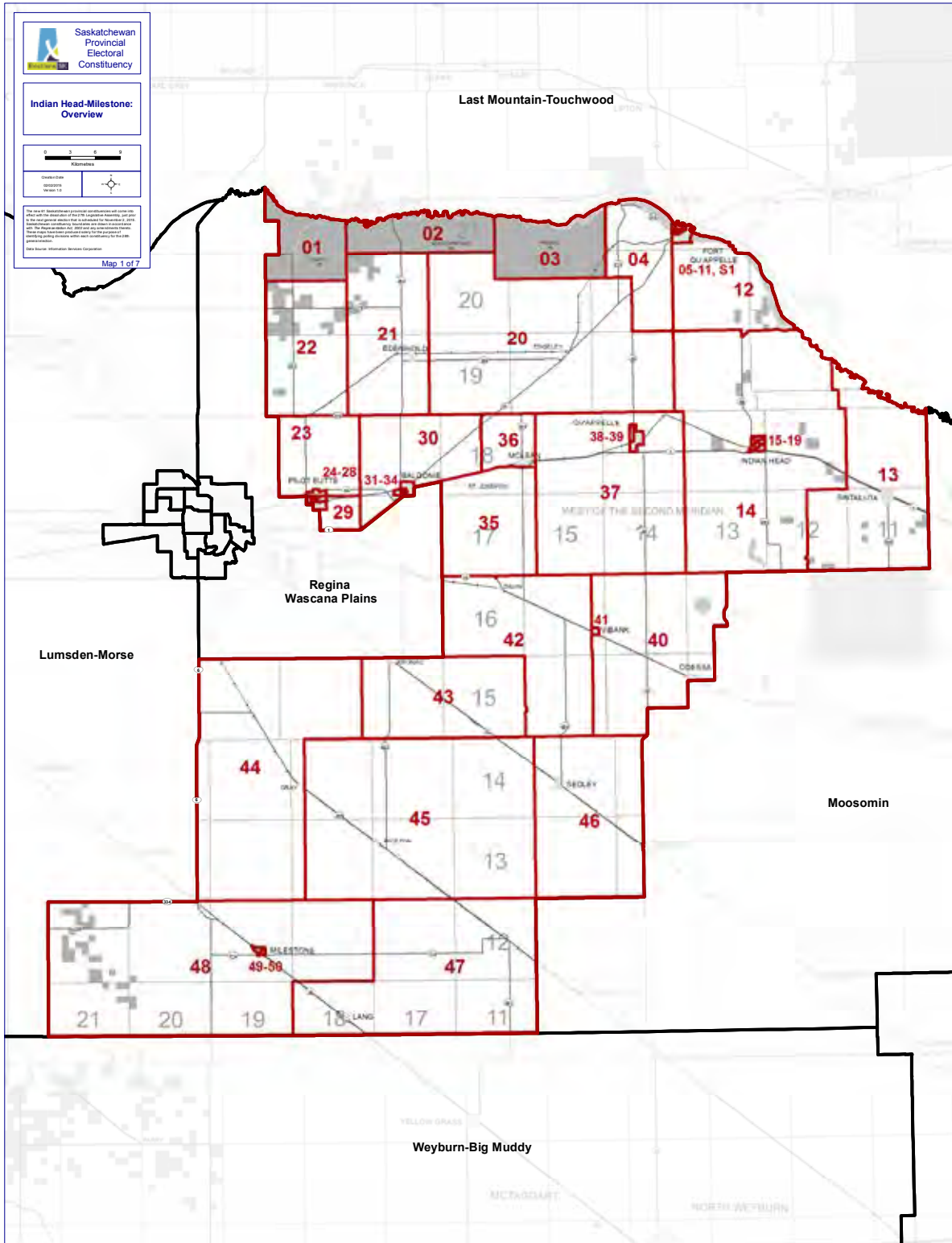


HUMBOLDT-WATROUS - Polling Location			Votes Cast For				Ballots	
Poll	Poll Name	Registered Voters	Lori Harper	Robert Tutka	Adam Duke	Donna Harpauer	Rejected Ballots	Votes For Cands
			GP	LIB	NDP	SP		
37	Lanigan Community Hall	172	1	5	21	63	0	90
38	Lanigan Community Hall	303	0	7	43	131	1	181
39	Drake Community Centre	266	3	3	18	149	0	173
40	Watrous Civic Centre	328	10	5	24	80	1	119
41	Watrous Civic Centre	255	2	1	24	94	0	121
42	Watrous Civic Centre	291	6	1	24	98	0	129
43	Watrous Civic Centre	455	4	6	38	156	0	204
44	Watrous Civic Centre	300	4	2	49	87	0	142
AP	Meacham Community Hall	-	8	0	21	115	0	144
AP	Centre Communautaire de St. Denis	-	2	3	11	57	1	73
AP	Watrous Heritage Hall	-	12	11	129	276	1	428
AP	Royal Canadian Legion Humboldt	-	21	32	245	854	1	1152
	Absentee	-	1	0	8	61	4	70
	Hospital/Remand	-	1	0	11	9	1	21
MP1	Central Parkland Lodge	40	2	4	4	13	2	23
MP2	Manitou Lodge and Integrated Long Term Residence	42	1	4	8	7	0	20
MP3	St. Mary's Villa	78	1	2	4	11	2	18
	<b>Totals</b>	<b>12228</b>	<b>187</b>	<b>212</b>	<b>1588</b>	<b>5818</b>	<b>18</b>	<b>7805</b>

	Candidate Elected - Donna Harpauer							
	Plurality	4230						
	% of Registered Voters Who Voted	63.98%						
	% By Party		2.40%	2.72%	20.35%	74.54%		



# VOTE SUMMARY BY CONSTITUENCY POLLING DIVISION: INDIAN HEAD-MILESTONE

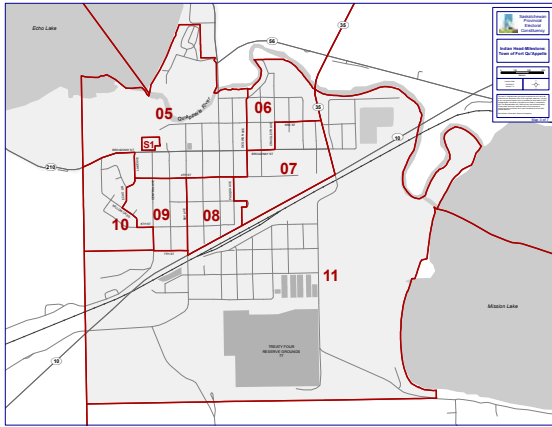


INDIAN HEAD-MILESTONE - Polling Location			Votes Cast For					Ballots	
Poll	Poll Name	Registered Voters	Andrea Huang	David Delainey	Ashley Nemeth	Sheila Olson	Don McMorris	Rejected Ballots	Votes For Cands
			GP	LIB	NDP	PC	SP		
1	Piapot Band Hall	268	1	10	36	2	3	0	52
2	Edenwold Town Hall	46	1	0	12	0	2	0	15
3	Chief Ben Pasqua Memorial Hall	386	0	10	54	1	1	0	66
4	Royal Canadian Legion Hall	299	2	0	24	3	76	0	105
5	Royal Canadian Legion Hall	224	4	4	29	5	48	0	90
6	Royal Canadian Legion Hall	243	2	3	34	1	38	0	78
7	St. John's Anglican Church Hall	90	0	4	9	0	11	0	24
8	St. John's Anglican Church Hall	218	0	0	24	4	54	0	82
9	St. John's Anglican Church Hall	185	5	4	32	2	42	0	85
10	St. John's Anglican Church Hall	197	2	6	16	2	69	0	95
11	St. John's Anglican Church Hall	249	1	4	24	2	49	1	80
12	Royal Canadian Legion Hall	152	0	4	15	0	54	0	73
13A/13B	Sintaluta Silver Horizons	501	1	5	13	1	65	0	85
14	Indian Head CE Centre	212	3	3	18	1	94	0	119
15	Indian Head CE Centre	267	4	2	46	1	66	1	119
16	Indian Head CE Centre	235	2	1	30	1	69	0	103
17	Indian Head Elementary School Gym	280	2	1	36	8	84	0	131
18	Indian Head Elementary School Gym	304	5	5	40	4	76	0	130
19	Indian Head Elementary School Gym	248	0	1	16	3	82	0	102
20	Edgeley Community Centre	260	4	1	22	0	112	0	139
21	Edenwold Town Hall	315	7	7	39	3	102	0	158
22	Edenwold Town Hall	135	1	2	18	1	46	0	68
23	Pilot Butte Town Hall	305	5	4	55	6	119	0	189
24	Pilot Butte Town Hall	161	2	3	12	5	77	0	99
25	Pilot Butte School - Gym Crush Area	305	3	5	48	5	114	0	175
26	Pilot Butte School - Gym Crush Area	432	4	9	66	7	125	0	211
27	Pilot Butte Town Hall	245	1	4	25	7	99	0	136
28	Pilot Butte Town Hall	296	0	7	41	4	80	0	132
29	Pilot Butte Town Hall	256	4	6	34	8	73	0	125
30	Balgonie 50+ Club Senior Centre	311	2	6	46	2	129	0	185
31	Balgonie 50+ Club Senior Centre	314	5	1	38	1	103	0	148
32	Balgonie 50+ Club Senior Centre	298	2	2	31	2	90	0	127
33	Balgonie 50+ Club Senior Centre	291	2	3	41	3	67	0	116
34	Balgonie 50+ Club Senior Centre	278	3	6	31	1	107	0	148
35	McLean Recreation Centre	225	1	1	34	4	71	0	111
36	McLean Recreation Centre	290	3	5	42	6	99	0	155
37	Qu'Appelle Lions Hall	263	2	7	31	7	114	0	161
38	Qu'Appelle Lions Hall	222	2	0	24	6	65	0	97
39	Qu'Appelle Lions Hall	282	4	6	24	3	69	1	106
40	Vibank Centennial Hall	301	0	7	34	4	126	1	171
41	Vibank Centennial Hall	298	3	7	41	8	110	0	169

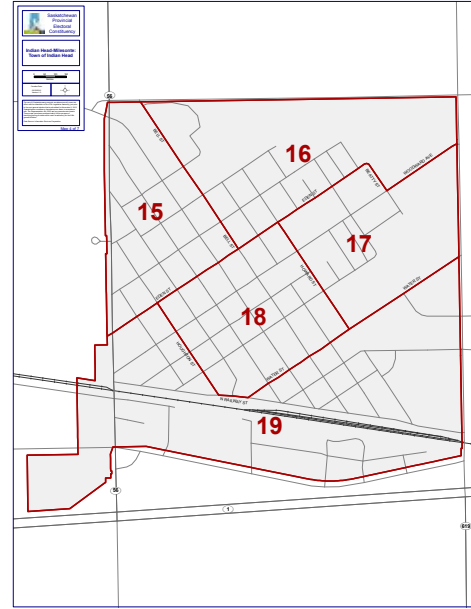
Continued on next page



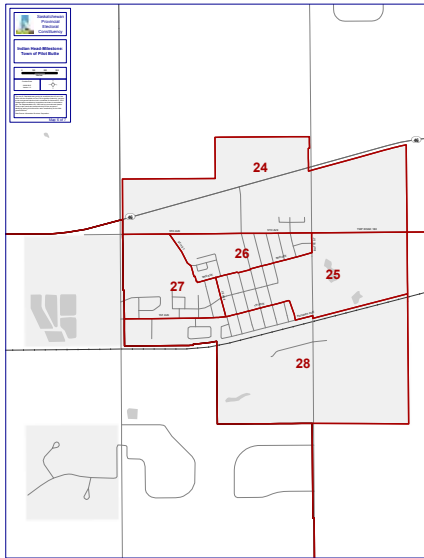
INDIAN HEAD-MILESTONE (CONTINUED)



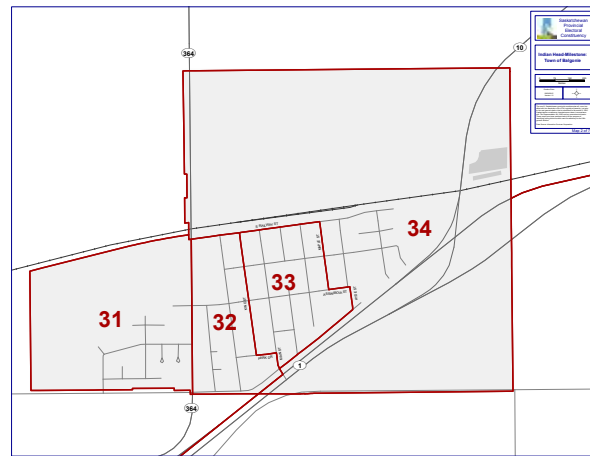
Town of Fort Qu'Appelle



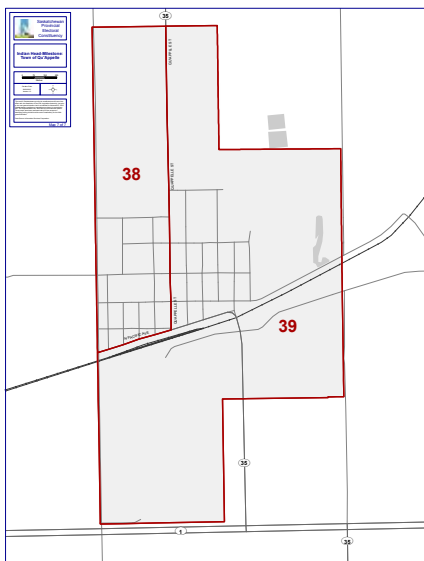
Town of Indian Head



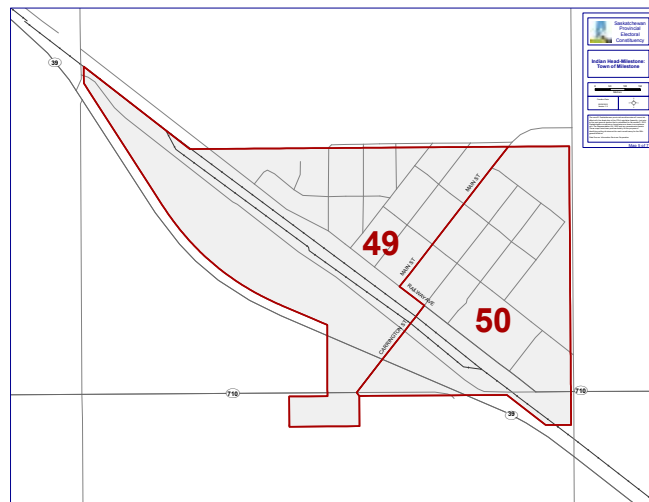
Town of Pilot Butte



Town of Balgonie



Town of Qu'Appelle



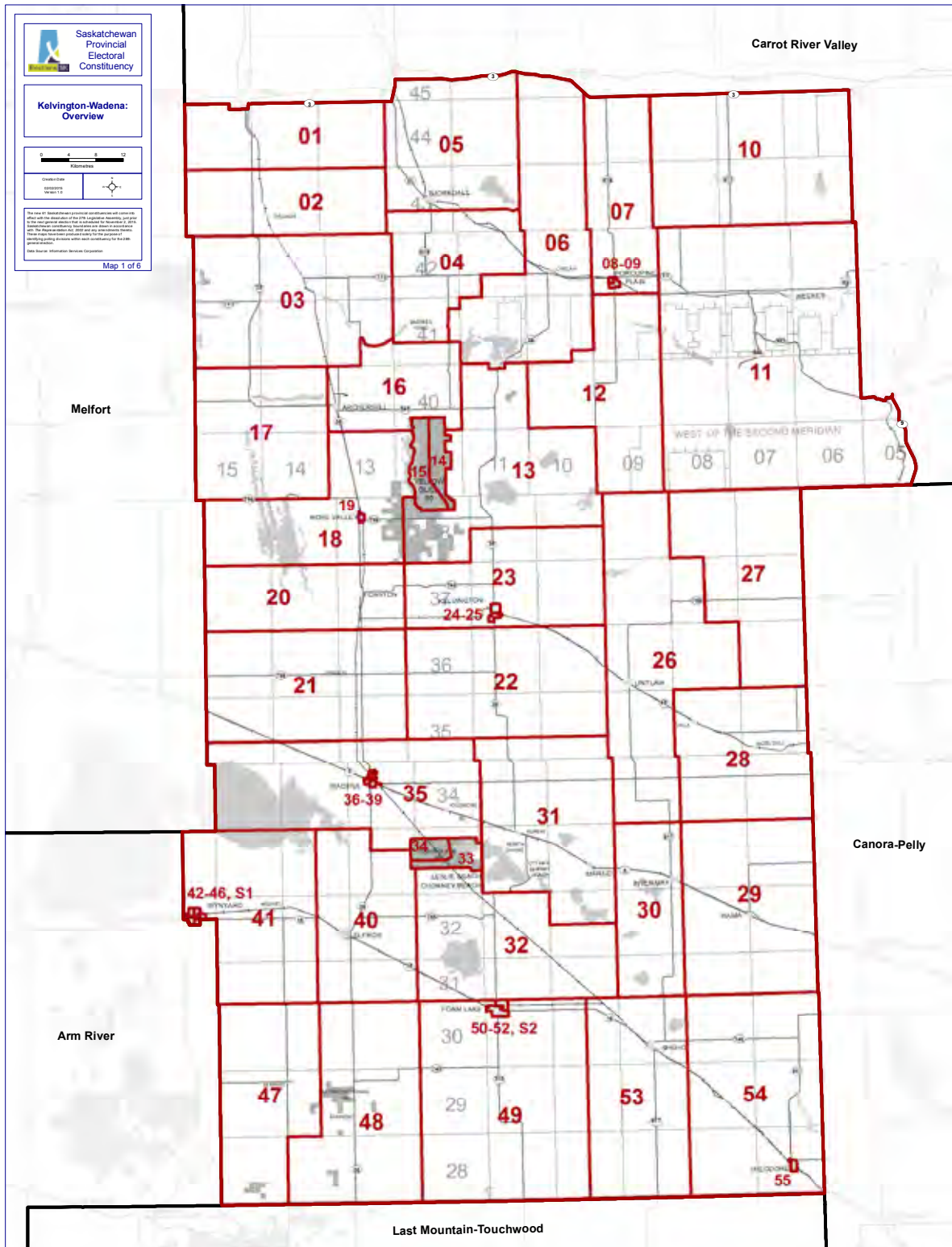
Town of Milestone

INDIAN HEAD-MILESTONE - Polling Location			Votes Cast For					Ballots	
Poll	Poll Name	Registered Voters	Andrea Huang	David Delainey	Ashley Nemeth	Sheila Olson	Don McMorris	Rejected Ballots	Votes For Cands
			GP	LIB	NDP	PC	SP		
42	Vibank Centennial Hall	274	2	3	21	9	86	1	121
43	Kronau Memorial Hall	312	2	7	40	10	145	0	204
44	Gray Memorial Hall	207	3	4	29	5	89	0	130
45	Riceton Recreation Centre	126	4	2	9	6	57	0	78
46	Sedley Branch Library	334	2	4	27	6	101	0	140
47	Milestone Masonic Hall	184	0	1	7	2	76	0	86
48	Milestone Masonic Hall	161	0	1	4	0	70	0	75
49	Milestone Masonic Hall	239	0	12	17	1	91	0	121
50	Milestone Masonic Hall	243	2	4	10	4	105	0	125
AP	Fort Qu'Appelle Senior Center	-	6	11	99	13	252	0	381
AP	Balgonie 50+ Club	-	13	18	154	12	463	2	660
AP	Milestone Elementary School	-	3	1	22	4	132	1	162
AP	Indian Head CE Centre	-	6	12	65	9	194	2	286
AP	Sedley New Horizons's Community Centre	-	1	5	15	3	89	0	113
	Absentee	-	0	1	12	0	39	3	52
	Hospital/Remand	-	0	1	7	1	8	1	17
MP1	Echo Lodge Special Ch, Harrison House, Harrison Manor	74	2	4	12	3	24	2	45
MP2	Golden Prairie Home, Hayes Haven	56	2	4	9	3	16	0	34
MP3	Country Lane Ch, Sunrise Country Haven	10	0	3	4	0	1	0	8
	Totals	12907	143	264	1848	225	5118	16	7598

	Candidate Elected - Don McMorris								
	Plurality	3270							
	% of Registered Voters Who Voted	58.99%							
	% By Party		1.88%	3.47%	24.32%	2.96%	67.36%		



# VOTE SUMMARY BY CONSTITUENCY POLLING DIVISION: KELVINGTON-WADENA

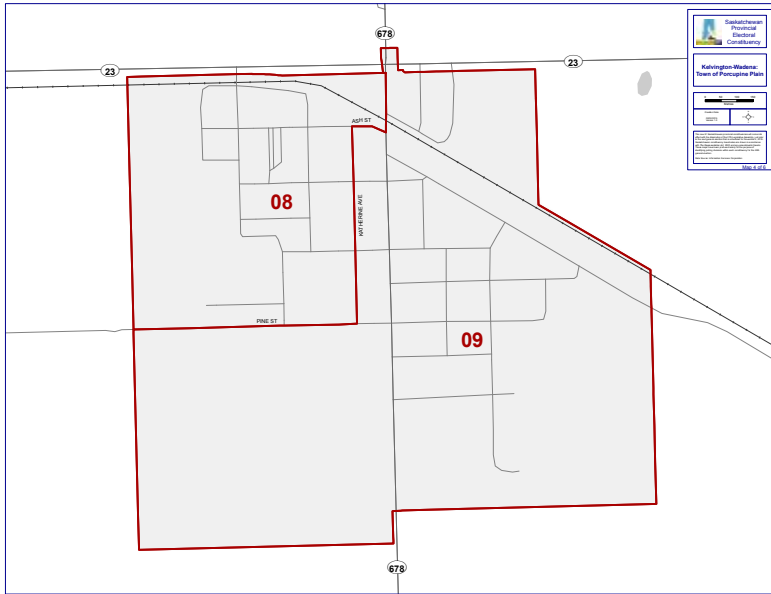


KELVINGTON-WADENA - Polling Location			Votes Cast For							Ballots	
Poll	Poll Name	Registered Voters	Owen Swiderski GP	Bernie Yuzdepski LIB	Danny Hiscock NDP	Tim Atchison PC	Hugh Nerlien SP	Walter Hrapstjed WIP	Rejected Ballots	Votes For Cands	
1	Sylvania Community Hall	208	2	0	20	7	88	3	0	120	
2	Sylvania Community Hall	234	3	3	13	7	115	1	0	142	
3	McKague Community Centre	187	1	1	29	12	77	3	0	123	
4	Bjorkdale Community Hall	147	3	0	14	4	72	3	0	96	
5	Bjorkdale Community Hall	230	2	2	21	1	106	1	0	133	
6	Chelan Senior Citizens Centre	181	0	0	7	3	69	0	0	79	
7	Porcupine Plain Community Centre	129	0	0	7	2	45	2	0	56	
8	Porcupine Plain Community Centre	227	1	1	20	1	65	0	0	88	
9	Porcupine Plain Community Centre	297	0	4	16	6	74	1	1	101	
10	Central Hall (Shand Creek)	174	0	0	12	0	82	1	1	95	
11	Weekes Golden Age Club	178	1	1	19	1	69	1	0	92	
12	Porcupine Plain Community Centre	126	0	2	8	1	54	2	0	67	
13	Perigord Hall	131	1	0	30	2	42	2	1	77	
14	14/15 Yellow Quill Band Hall	459	1	16	27	2	4	2	0	52	
15	Combined With Poll 14	-	-	-	-	-	-	-	-	-	
16	Archerwill Community Hall	271	3	5	14	4	117	2	0	145	
17	Archerwill Community Hall	207	4	4	24	9	98	2	0	141	
18	Rose Valley Community Hall	174	1	1	12	7	85	6	0	112	
19	Rose Valley Community Hall	182	2	2	20	0	88	3	1	115	
20	Fosston Community Hall	129	1	1	13	3	60	4	0	82	
21	Hendon Senior Citizens Centre	168	0	0	12	1	46	4	0	63	
22	Kelvington Legion Community Hall	260	2	1	24	1	122	5	3	155	
23	Kelvington Legion Community Hall	167	3	0	13	4	80	1	0	101	
24	Kelvington Legion Community Hall	349	1	3	24	5	89	3	1	125	
25	Kelvington Legion Community Hall	277	5	1	23	4	96	3	2	132	
26	Lintlaw Community Hall	233	0	0	15	13	135	1	0	164	
27	Rockford Community Centre	92	1	0	9	8	37	4	0	59	
28	Hazel Dell Recreation Centre	178	1	1	10	8	75	3	0	98	
29	St. Anthony's RC Hall	229	3	2	19	7	114	2	0	147	
30	Invermay Community Hall	217	6	3	19	2	112	5	1	147	
31	Kuroki Community Hall	374	5	0	17	10	177	6	0	215	
32	Foam Lake Community Hall	157	0	1	14	2	55	4	0	76	
33	33/34 Percy Severight Memorial Hall	284	1	6	59	2	2	1	1	71	
34	Combined With Poll 33	-	-	-	-	-	-	-	-	-	
35	Wadena Community Legion Hall	152	0	0	10	2	44	10	0	66	
36	Wadena Community Legion Hall	247	0	0	16	5	68	6	0	95	
37	Wadena Community Legion Hall	225	1	0	9	8	75	5	0	98	
38	Wadena Community Legion Hall	244	0	5	28	7	46	3	0	89	

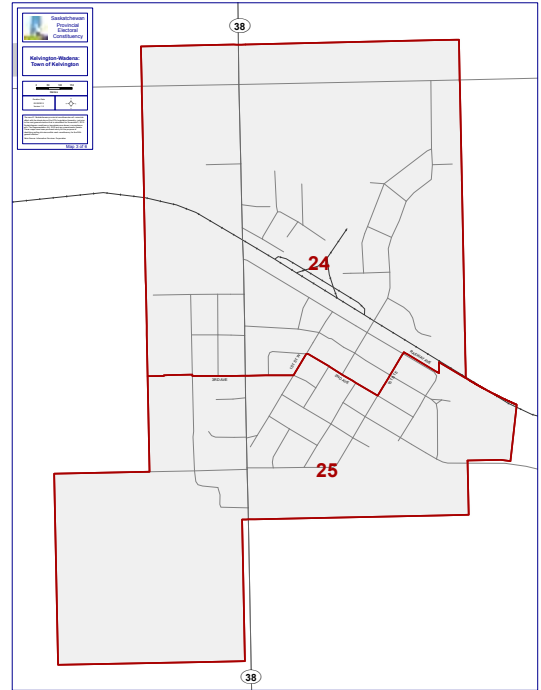
Continued on next page



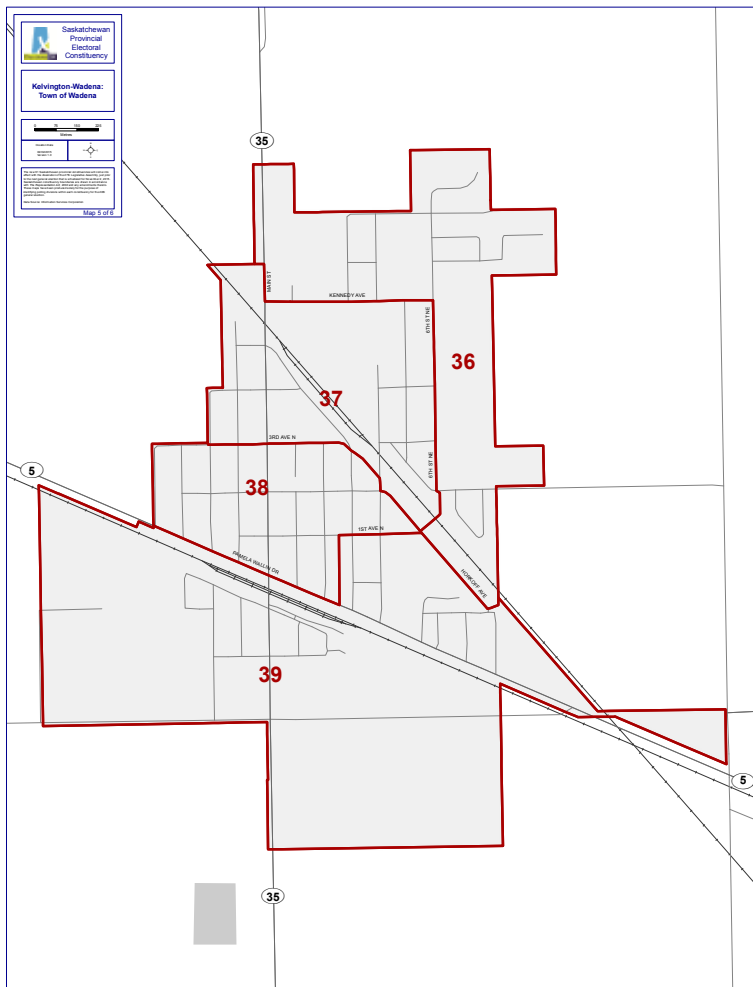
KELVINGTON-WADENA (CONTINUED)



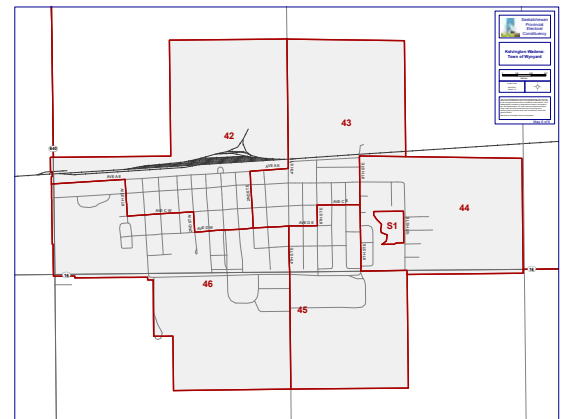
Town of Porcupine Plain



Town of Kelvington



Town of Wadena



Town of Wynyard



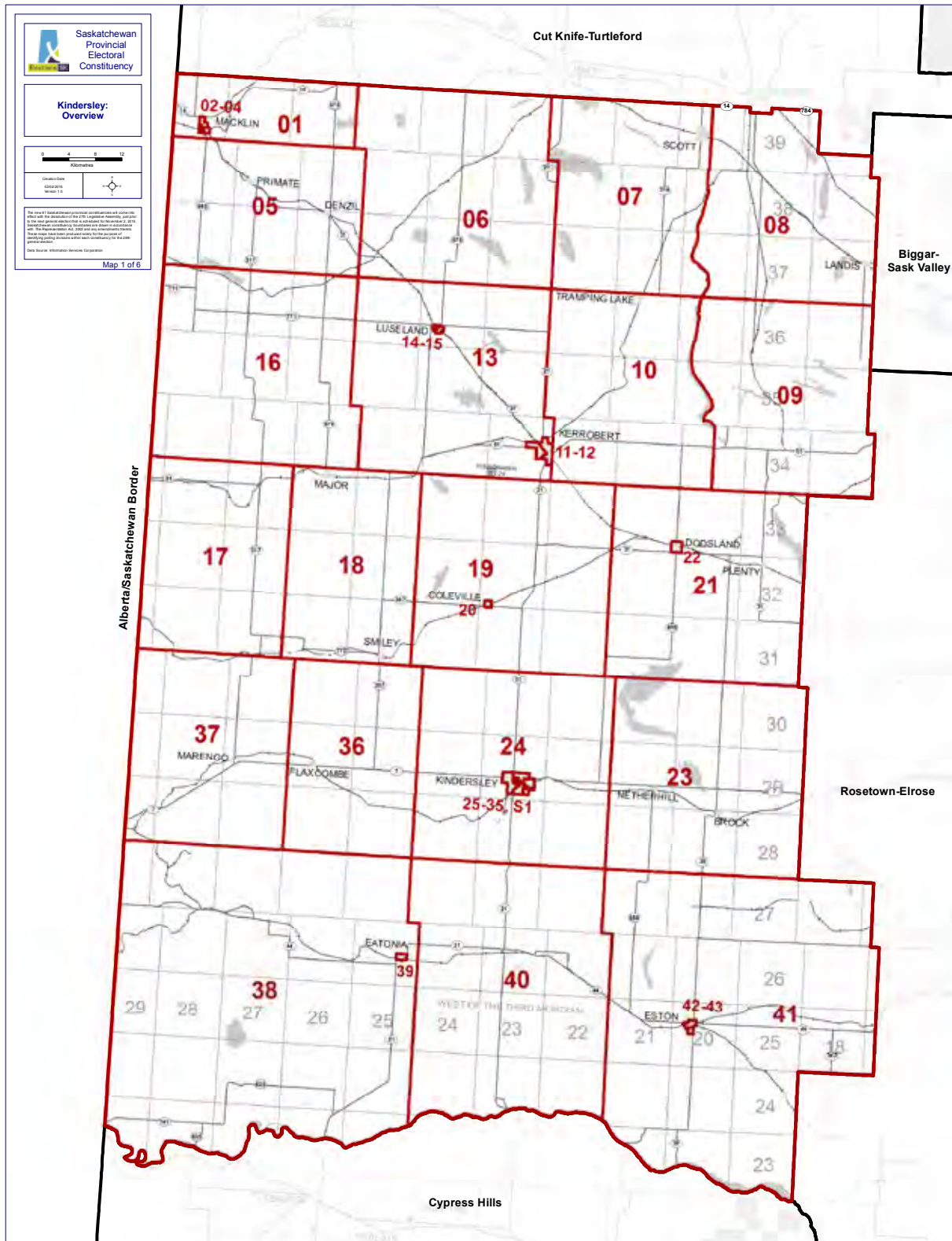
Town of Foam Lake



KELVINGTON-WADENA - Polling Location			Votes Cast For							Ballots	
Poll	Poll Name	Registered Voters	Owen	Bernie	Danny	Tim	Hugh	Walter	Rejected Ballots	Votes For Cands	
			Swiderski GP	Yuzdepski LIB	Hiscock NDP	Atchison PC	Nerlien SP	Hrappsted WIP			
39	Wadena Community Legion Hall	206	0	0	10	5	47	3	0	65	
40	Elfros Legion Community Hall	211	0	2	24	5	90	9	0	130	
41	Wynyard Civic Centre	217	3	0	22	11	67	10	0	113	
42	Wynyard Civic Centre	211	1	1	15	13	46	1	0	77	
43	Wynyard Civic Centre	302	2	2	30	4	62	5	0	105	
44	Wynyard Civic Centre	236	2	2	27	5	66	1	0	103	
45	Wynyard Civic Centre	231	0	4	27	7	54	4	0	96	
46	Wynyard Civic Centre	279	2	4	23	9	58	4	1	100	
47	Wishart Community Hall	192	1	2	22	9	92	0	1	126	
48	Bankend Community Hall	163	0	0	30	4	70	2	1	106	
49	Foam Lake Community Hall	250	1	0	14	9	80	1	0	105	
50	Foam Lake Community Hall	190	1	3	18	6	41	2	0	71	
51	Foam Lake Community Hall	188	1	3	16	11	60	1	0	92	
52	Foam Lake Community Hall	391	2	1	23	9	121	1	0	157	
53	Sheho Community Centre	203	2	4	17	6	90	2	0	121	
54	Theodore & District Recreation Complex	176	0	6	15	10	65	2	0	98	
55	Theodore & District Recreation Complex	249	6	3	26	14	81	2	0	132	
Ap	Kelvington Senior's Activity Center	-	3	4	45	10	191	4	0	257	
Ap	Theo Halyck Block	-	4	5	40	24	239	12	0	324	
Ap	Wadena Community Legion Hall	-	6	3	94	23	275	18	0	419	
Ap	Wynyard Elementary School	-	4	5	65	11	146	8	0	239	
Ap	Porcupine Plain Quilly Community Centre-Gym	-	0	0	42	3	213	4	0	262	
	Absentee	-	1	0	5	2	49	0	0	57	
	Hospital/Remand	-	2	3	9	2	8	0	4	24	
MP1	Golden Acres Seniors Home	57	1	0	7	2	5	1	3	16	
MP2	Jubilee Home, Wan-Dor Inn	53	1	3	10	1	3	4	0	22	
MP3	Kelvindell Lodge	33	3	1	2	3	6	3	1	18	
MP4	Pleasantview Ch	52	1	1	12	3	7	2	1	26	
MP5	Theodore Health Centre	19	0	1	3	3	3	2	0	12	
MP6	Buchanan Private Ch, Red Deer Lodge Long Term Care	45	1	1	5	2	5	1	0	15	
MP7	Invermay Health Centre	24	0	0	2	1	4	3	0	10	
MP8	Rose Valley Community Spirit Manor Co-Operative	14	1	2	1	2	4	1	0	11	
	Homebound Poll Kelvington-Wadena	-	1	0	6	0	2	0	0	9	
	Totals	11916	108	132	1354	390	5133	218	24	7335	
	Candidate Elected - Hugh Nerlien										
	Plurality	3779									
	% of Registered Voters Who Voted	61.76%									
	% By Party		1.47%	1.80%	18.46%	5.32%	69.98%	2.97%			



# VOTE SUMMARY BY CONSTITUENCY POLLING DIVISION: KINDERSLEY

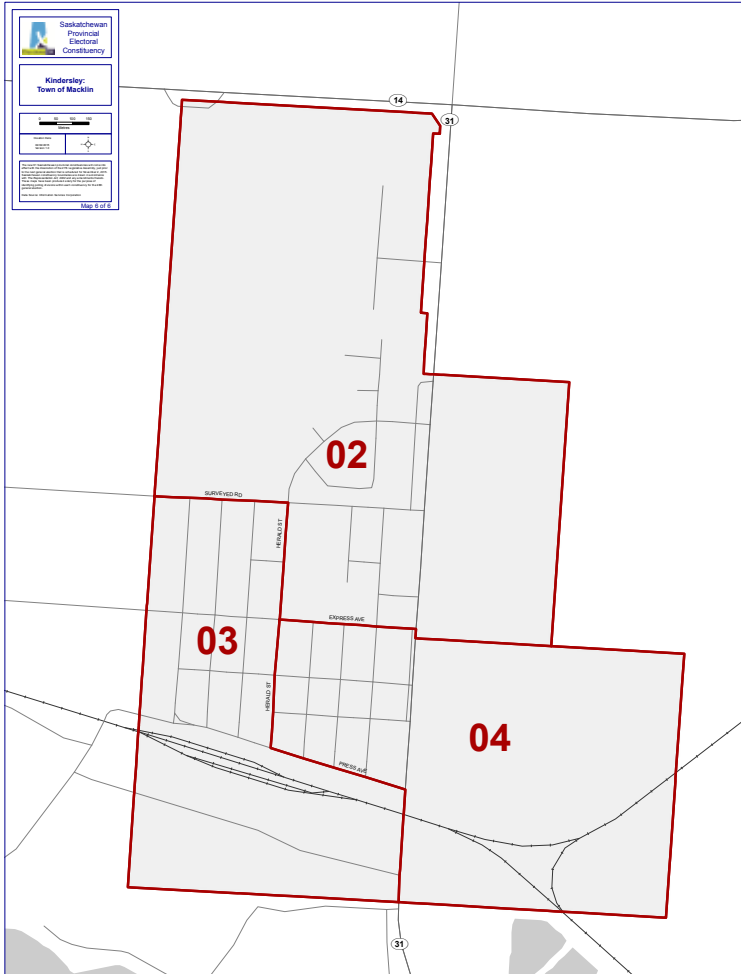


KINDERSLEY - Polling Location								Ballots	
Poll	Poll Name	Registered Voters	Darren Donald	Charles Jedlicka	Terry Smith	Bill Boyd	Jason Dearborn	Rejected Ballots	Votes For Cands
			LIB	NDP	PC	SP	IND		
1	Macklin Communiplex	169	4	9	4	74	4	0	95
2	Macklin Communiplex	328	3	8	12	116	12	0	151
3	Macklin Communiplex	372	5	9	10	139	8	0	171
4	Macklin Communiplex	214	2	4	6	55	7	0	74
5	Denzil Senior Center	340	2	6	4	162	13	0	187
6	Reward Community Hall	273	1	1	7	111	17	2	137
7	RM Of Tramping Lake Office	303	3	14	5	69	2	1	93
8	Landis Community Complex	261	0	41	5	99	14	0	159
9	Handel Community Center	255	0	4	3	91	8	0	106
10	Prairieland Community Center	179	1	3	2	41	13	0	60
11	Prairieland Community Center	371	5	10	2	86	38	0	141
12	Prairieland Community Center	341	0	12	1	108	23	0	144
13	Luseland Salvador Homecoming Hall	199	5	7	6	63	12	0	93
14	Luseland Salvador Homecoming Hall	220	5	4	9	84	14	0	116
15	Luseland Salvador Homecoming Hall	228	7	15	3	83	24	0	132
16	Luseland Salvador Homecoming Hall	178	1	3	6	80	14	0	104
17	Major Centennial Hall	105	0	0	2	34	10	0	46
18	Major Centennial Hall	218	2	6	4	50	27	0	89
19	Coleville Community Hall	191	1	2	4	75	18	0	100
20	Coleville Community Hall	217	2	1	5	78	24	1	110
21	Dodsland Legion Community Hall	311	2	1	9	162	28	0	202
22	Dodsland Legion Community Hall	157	3	0	4	86	24	0	117
23	Brock Community Center	270	2	9	7	102	47	0	167
24	Kindersley Elks Hall	391	1	14	2	96	31	0	144
25	Kindersley Elks Hall	387	2	8	6	87	31	0	134
26	Kindersley Elks Hall	356	3	9	6	91	16	1	125
27	Kindersley Elks Hall	231	2	9	2	64	19	0	96
28	Kindersley Christian Fellowship	288	2	7	3	60	23	0	95
29	Caleb Village	353	2	9	9	126	33	1	179
30	Kindersley Christian Fellowship	255	1	5	4	65	16	1	91
31	Kindersley Christian Fellowship	252	1	7	5	49	13	0	75
32	Kindersley Christian Fellowship	247	3	10	3	52	10	0	78
33	Kindersley Christian Fellowship	193	1	6	1	38	10	0	56
34	Kindersley Elks Hall	331	2	12	1	75	31	0	121
35	Kindersley Elks Hall	240	2	10	3	66	23	0	104
36	Flaxcombe Community Hall	191	3	6	8	58	30	0	105
37	Marengo Community Hall	238	7	6	5	71	32	1	121

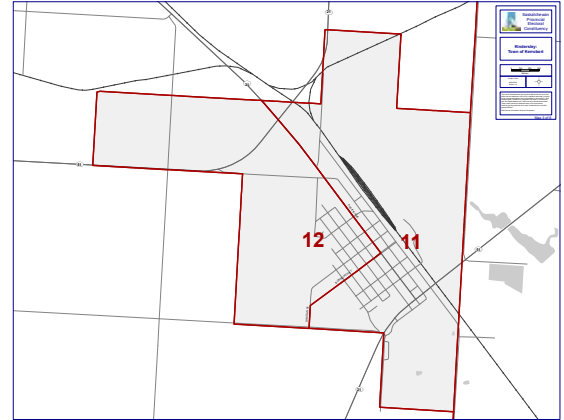
Continued on next page



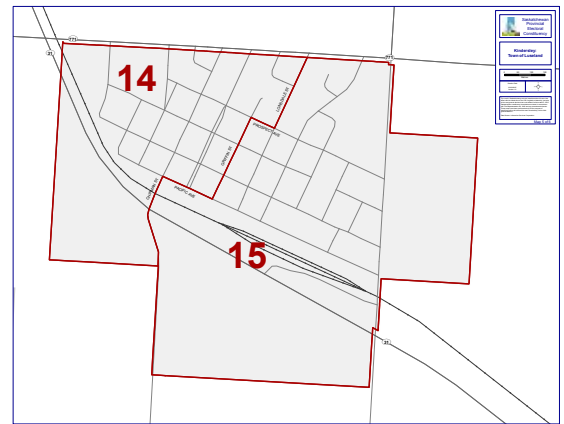
KINDERSLEY (CONTINUED)



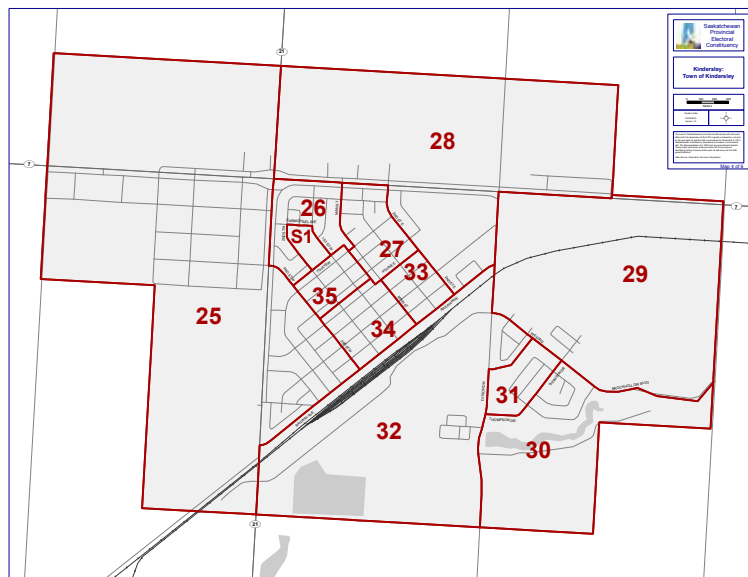
Town of Macklin



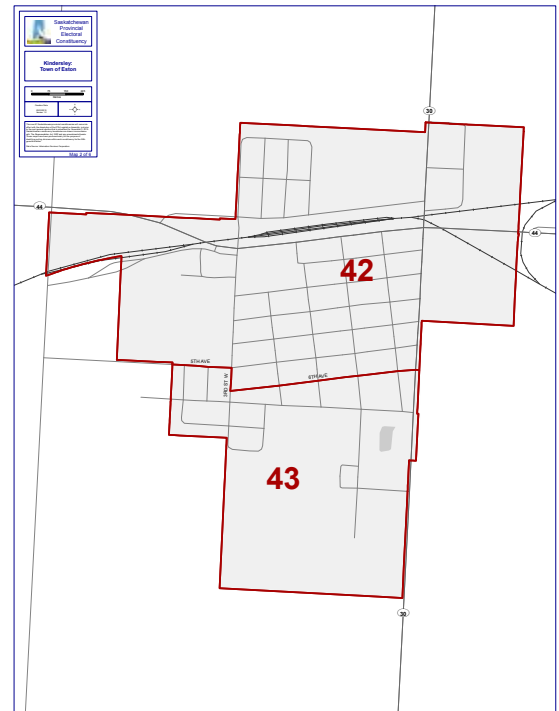
Town of Kerrobert



Town of Luseland



Town of Kindersley



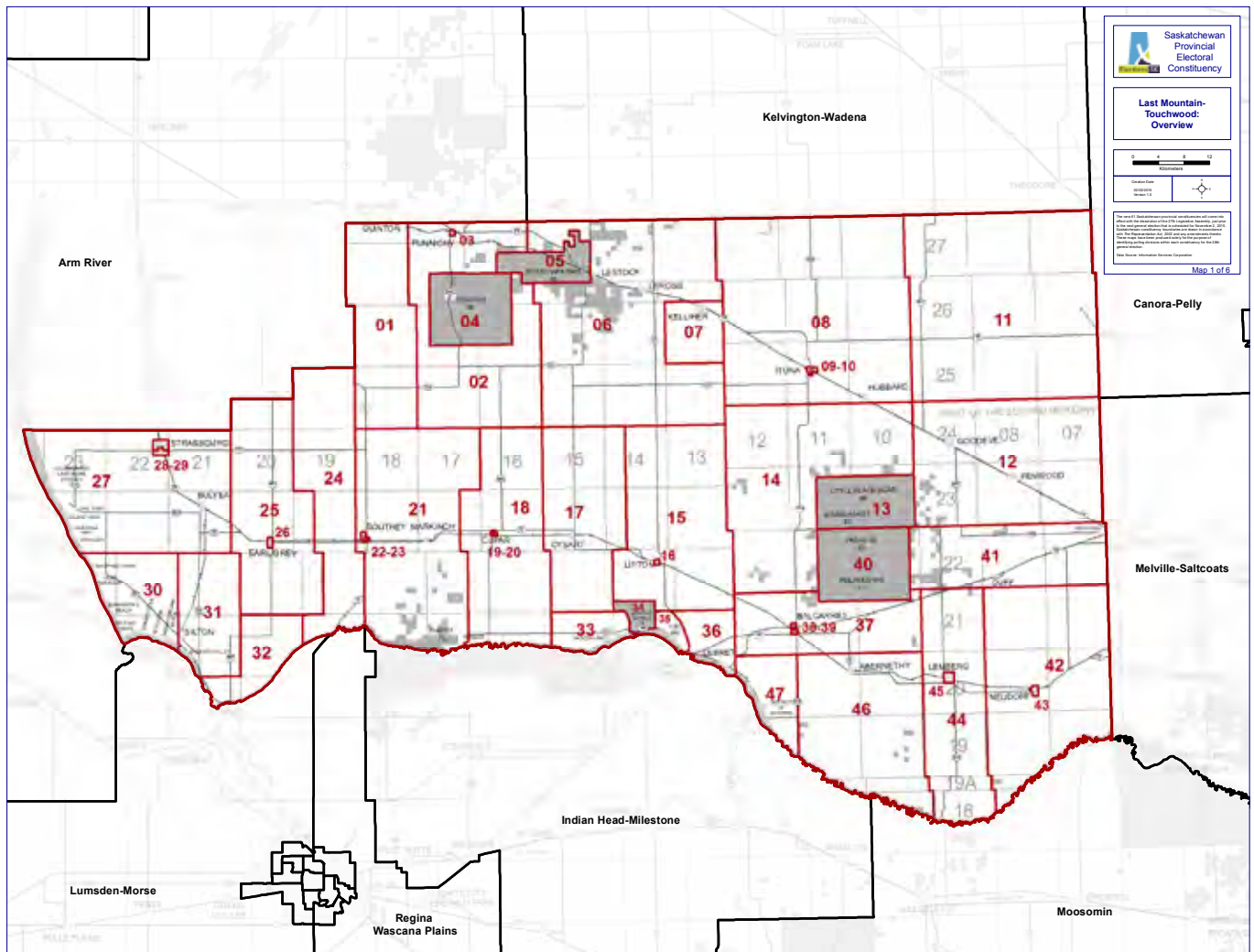
Town of Eston

KINDERSLEY - Polling Location								Ballots	
Poll	Poll Name	Registered Voters	Darren Donald	Charles Jedlicka	Terry Smith	Bill Boyd	Jason Dearborn	Rejected Ballots	Votes For Cands
			LIB	NDP	PC	SP	IND		
38	Eatonia Community Hall	342	3	11	21	101	58	0	194
39	Eatonia Community Hall	343	15	18	12	108	49	0	202
40	Glidden Community Hall	234	3	8	8	66	35	0	120
41	Eston Community Complex	291	5	11	8	65	50	0	139
42A/42B	Eston Community Complex	477	12	17	13	134	53	4	229
43	Eston Community Complex	310	3	14	2	80	34	0	133
AP	Kerrobot Seniors' Hall	-	5	18	8	175	50	1	256
AP	New Horizon Town And Country Center	-	4	10	10	174	9	2	207
AP	Tramping Lake Community Hall	-	1	6	1	92	11	2	111
AP	AP 1 - West Central Events Center	-	6	56	26	367	87	0	542
AP	Eston Community Complex	-	10	16	13	133	37	1	209
AP	AP 2 - West Central Events Center	-	2	24	13	130	46	2	215
	Absentee	-	1	2	3	54	1	12	61
	Hospital/Remand	-	1	5	1	4	1	0	12
MP1	Eatonia Oasis Living, Eston Health Centre/Jubilee Lodge	59	1	7	1	9	5	0	23
MP2	St. Joseph's Integrated Health Centre (Long Term Care), Villa Marie	49	4	1	2	22	1	0	30
MP3	Heritage Manor	71	3	8	2	20	0	0	33
MP4	Kerrobot Integrated Health Centre (Long Term Care), Pioneer's Haven	54	4	3	1	22	3	0	33
	<b>Totals</b>	<b>11883</b>	<b>171</b>	<b>522</b>	<b>323</b>	<b>4802</b>	<b>1249</b>	<b>32</b>	<b>7067</b>

	Candidate Elected - Bill Boyd								
	Plurality	3553							
	% Who Voted	59.74%							
	% By Party		2.42%	7.39%	4.57%	67.95%	17.67%		



# VOTE SUMMARY BY CONSTITUENCY POLLING DIVISION: LAST MOUNTAIN-TOUCHWOOD

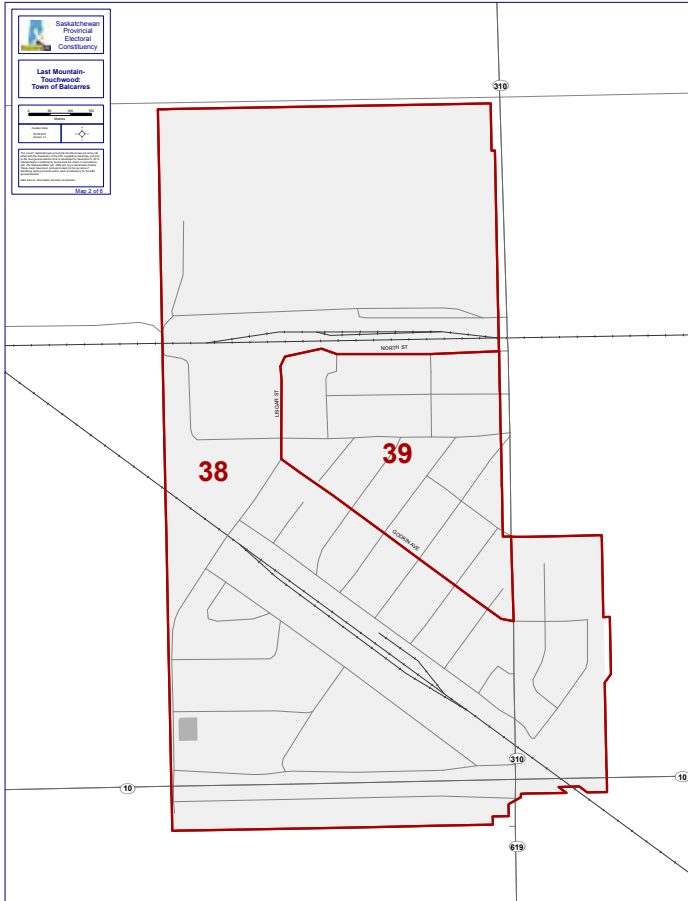


LAST MOUNTAIN-TOUCHWOOD - Polling Location			Votes Cast For						Ballots	
Poll	Poll Name	Registered Voters	Justin Stranack	David Buchocik	Mary Ann Harrison	Rick Swenson	Glen Hart	Frank J. Serfas	Rejected Ballots	Votes For Cands
			GP	LIB	NDP	PC	SP	WIP		
1	Punnichy Community Hall	156	1	10	18	9	52	0	0	90
2	Punnichy Community Hall	152	0	2	14	3	36	0	0	55
3	Punnichy Community Hall	146	1	1	24	3	36	0	0	65
4	George Gordon Education Centre	415	3	17	93	0	7	0	1	120
5	Muskowekwan Band Hall	174	1	11	29	1	2	0	0	44
6	Lestock Community Hall	381	3	7	40	17	107	1	0	175
7	Kelliher Legion Hall	211	1	1	42	5	63	0	0	112
8	Sacred Heart Parish Centre	304	2	4	18	27	133	1	0	185
9	Sacred Heart Parish Centre	205	2	2	19	9	69	0	0	101
10	Sacred Heart Parish Centre	282	0	4	29	15	94	0	0	142
11	Jedburgh Rink	301	2	4	19	26	129	1	1	181
12	Goodeve Community Centre	451	1	4	24	13	112	3	0	157
13A/13B	Okanese Community Centre	RESULTS, INCLUDING REGISTERED VOTERS, COMBINED WITH POLL 14								-
14	Balcarres Town Hall	245	0	5	31	7	37	1	0	81
15	Lipton Hall	185	0	0	13	9	97	2	1	121
16	Lipton Hall	256	3	0	28	14	103	0	0	148
17	Dysart Golden Years	275	7	10	23	9	110	0	0	159
18	Cupar Community Hall	148	2	1	4	10	67	0	0	84
19	Cupar Community Hall	201	3	0	32	11	44	0	0	90
20	Cupar Community Hall	194	1	1	20	9	57	0	0	88
21	Southey United Church Hall	294	5	4	23	19	120	0	0	171
22	Southey United Church Hall	316	2	6	48	14	123	0	0	193
23	Southey United Church Hall	203	2	4	21	12	82	1	0	122
24	Earl Grey Community Hall	174	1	0	16	29	45	0	0	91
25	Earl Grey Community Hall	199	3	2	9	47	70	1	0	132
26	Earl Grey Community Hall	180	2	4	37	17	60	0	0	120
27	Strasbourg Memorial Hall	425	2	3	49	35	143	1	1	233
28	Strasbourg Memorial Hall	305	1	5	31	10	86	0	0	133
29	Strasbourg Memorial Hall	261	1	5	20	6	75	0	0	107
30	Silton Community Hall	409	4	11	82	17	173	0	1	287
31	Silton Community Hall	335	7	4	35	28	127	0	0	201
32	Silton Community Hall	170	6	1	23	10	65	0	0	105
33	Camp Lutherland	207	5	0	26	6	73	0	0	110
34	Buffalo Trails Building	378	2	10	46	13	3	0	0	74
35	Jubilee Retreat Centre	206	3	2	27	6	62	0	0	100
36	Lebret Community Centre	221	2	8	37	10	69	0	0	126

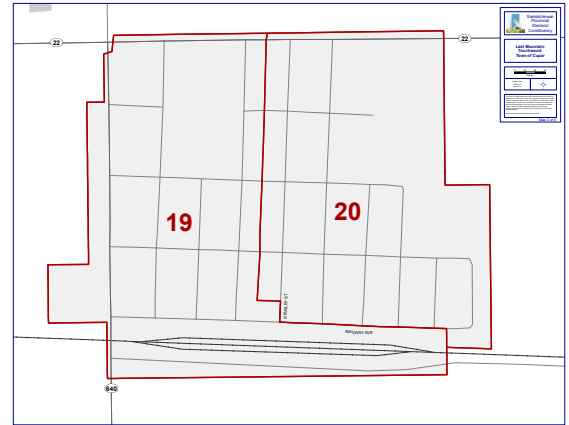
Continued on next page



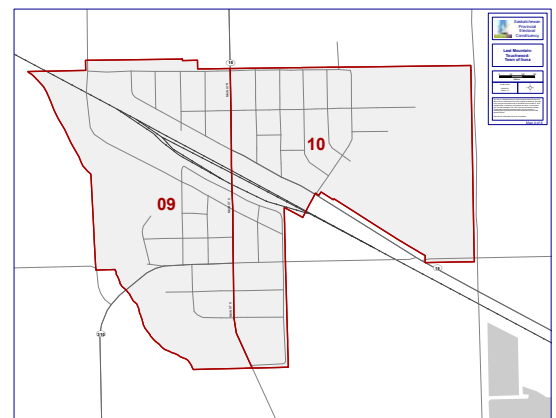
LAST MOUNTAIN-TOUCHWOOD (CONTINUED)



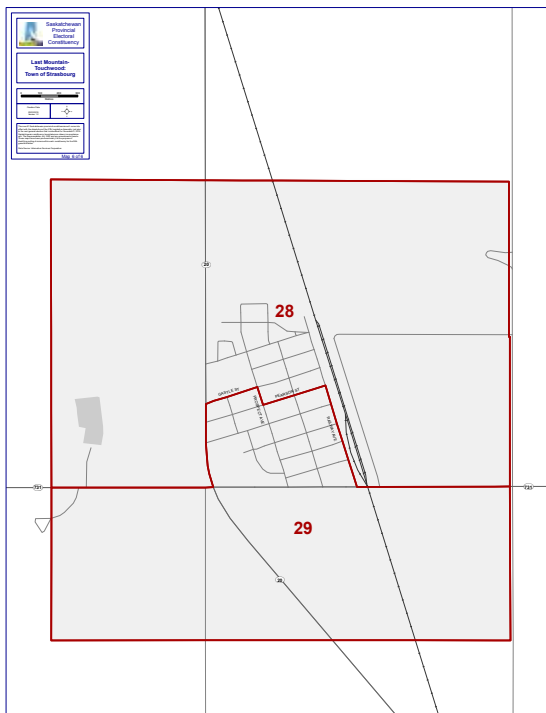
Town of Balcarres



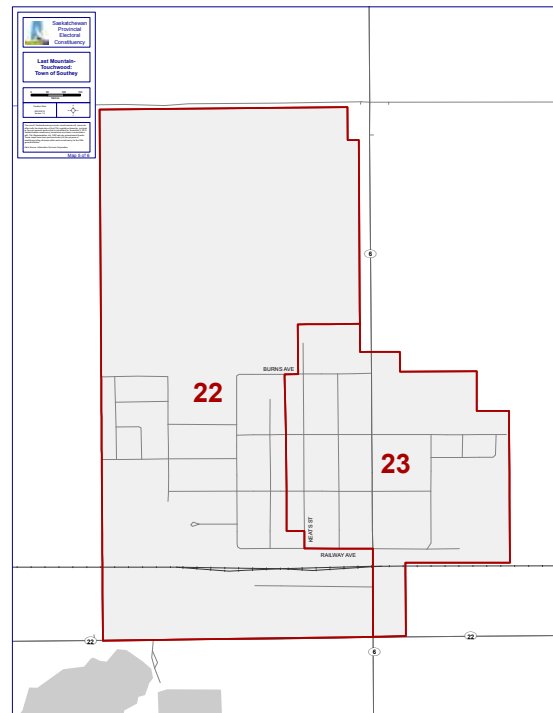
Town of Cupar



Town of Ituna



Town of Strasbourg



Town of Southey

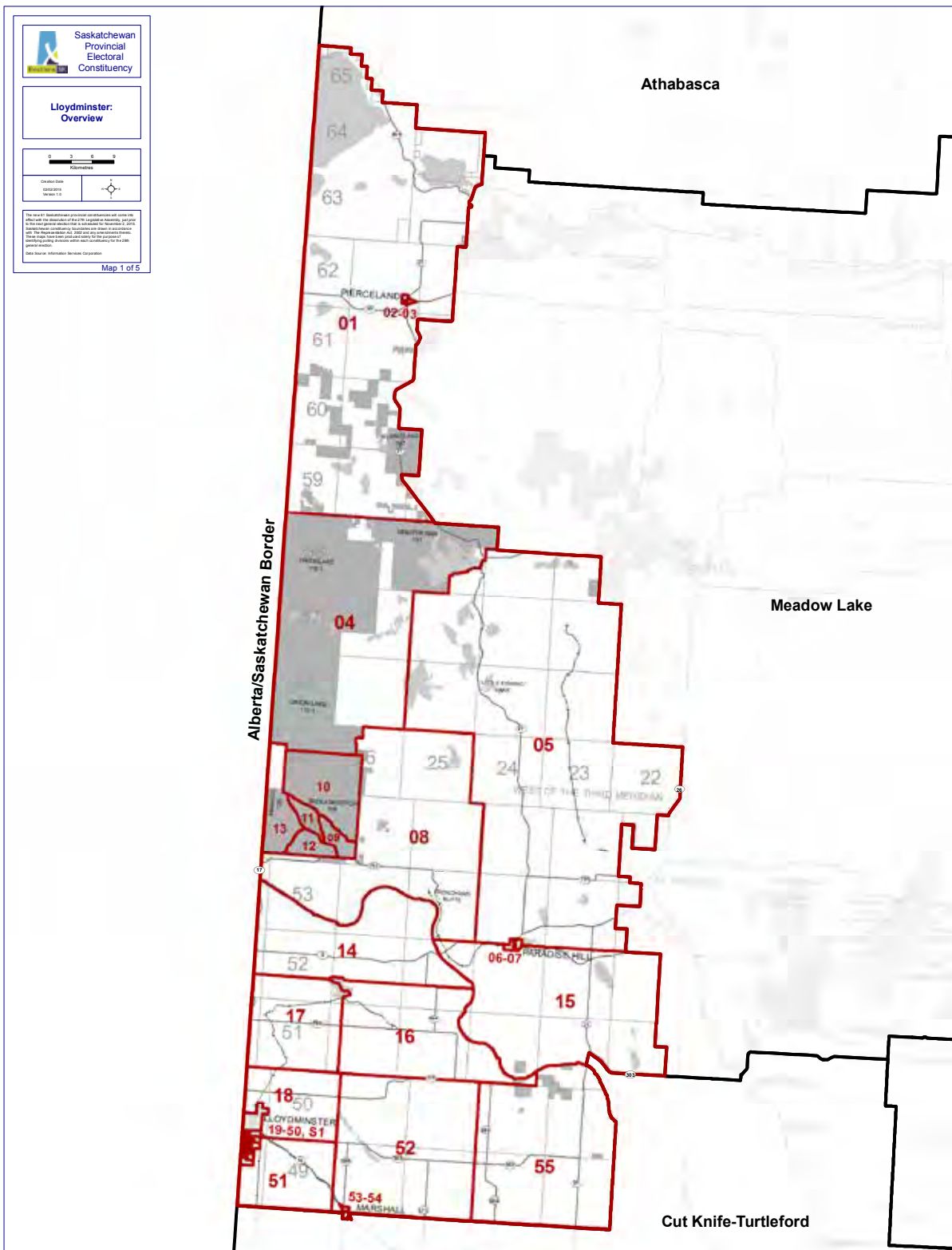


LAST MOUNTAIN-TOUCHWOOD - Polling Location			Votes Cast For						Ballots	
Poll	Poll Name	Registered Voters	Justin Stranack	David Buchocik	Mary Ann Harrison	Rick Swenson	Glen Hart	Frank J. Serfas	Rejected Ballots	Votes For Cands
			GP	LIB	NDP	PC	SP	WIP		
37	Balcarres Town Hall	122	0	1	7	7	37	0	0	52
38	Balcarres Town Hall	226	1	0	31	7	56	1	0	96
39	Balcarres Town Hall	187	0	4	28	4	42	1	0	79
40A/40B	Okanese Community Centre	455	3	10	57	2	4	1	0	77
41	Neudorf Community Hall	176	0	0	9	2	42	0	0	53
42	Neudorf Community Hall	183	0	0	15	8	89	4	0	116
43	Neudorf Community Hall	214	1	7	39	13	70	1	0	131
44	Lemberg Friendship Club	129	0	0	1	6	67	0	0	74
45	Lemberg Friendship Club	205	1	2	15	10	93	0	0	121
46	Abernethy Seniors Centre	248	1	5	16	8	107	0	0	137
47	Abernethy Seniors Centre	221	1	0	13	0	46	0	0	60
AP	Strasbourg Town Office	-	6	0	67	46	231	0	1	350
AP	Cupar Rink	-	2	2	44	22	162	1	0	233
AP	Balcarres Town Hall	-	3	6	85	33	257	0	0	384
AP	Last Mountain Touchwood	-	0	0	50	28	118	0	0	196
	Absentee	-	2	1	6	1	61	0	6	71
	Hospital/Remand	-	1	3	13	2	7	0	6	26
MP1	Ituna Pioneer Health Care Complex, St. Ann's Personal Ch, St. Joseph's Integrated Care	63	1	5	5	4	16	0	0	31
MP2	Cupar & District Nursing Home, Ivy's Ch, Last Mountain Pioneer Home	91	0	3	14	5	21	0	0	43
MP3	Balcarres Extendicare, Balcarres Integrated Care Facility	48	0	10	3	4	15	2	0	34
	Homebound Poll Last Mountain-Touchwood	-	0	0	4	1	2	0	0	7
	<b>Totals</b>	<b>11533</b>	<b>104</b>	<b>212</b>	<b>1572</b>	<b>689</b>	<b>4274</b>	<b>23</b>	<b>18</b>	<b>6874</b>

	Candidate Elected - Glen Hart									
	Plurality	2702								
	% of Registered Voters Who Voted	59.76%								
	% By Party		1.51%	3.08%	22.87%	10.02%	62.18%	0.33%		



# VOTE SUMMARY BY CONSTITUENCY POLLING DIVISION: LLOYDMINSTER

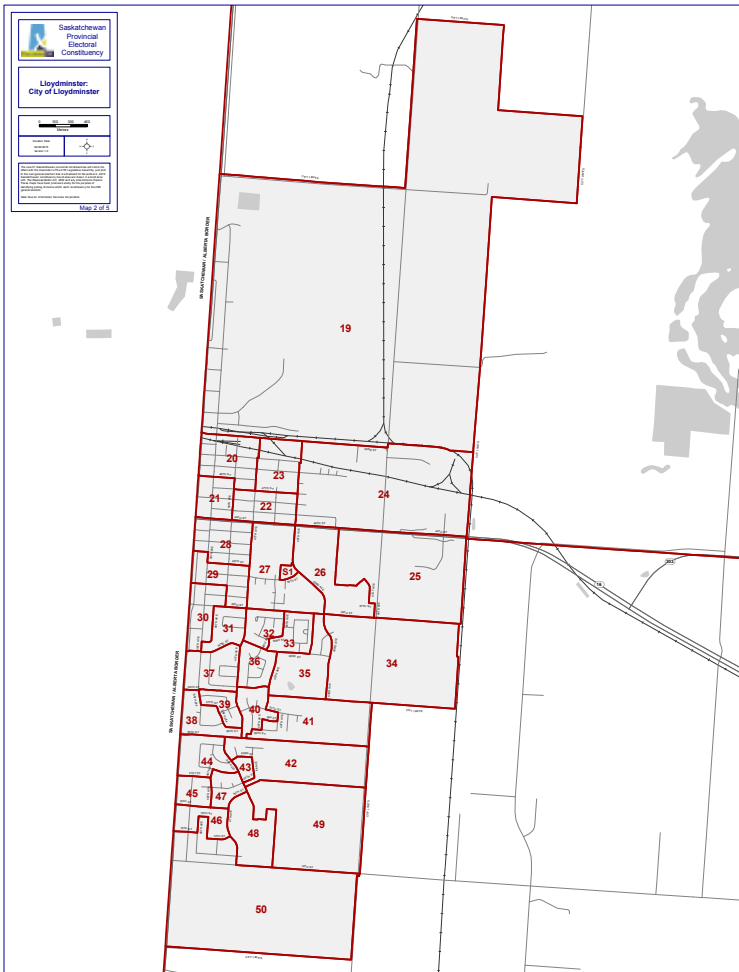


LLOYDMINSTER - Polling Location			Votes Cast For				Ballots	
Poll	Poll Name	Registered Voters	Lisa Grant	Dolores Pahtayken	Michelle Oleksyn	Colleen Young	Rejected Ballots	Votes For Cands
			GP	LIB	NDP	SP		
1	Pierceland Community Hall	311	3	1	2	137	1	143
2	Pierceland Community Hall	204	1	1	8	52	0	62
3	Pierceland Community Hall	202	1	2	6	59	0	68
4	Island Lake School	536	1	22	27	3	1	53
5	Paradise Hill Arena	328	2	2	5	146	1	155
6	Paradise Hill Arena	140	1	3	5	43	0	52
7	Paradise Hill Arena	182	1	1	5	75	1	82
8	Frenchman Butte Senior's Clubroom	255	1	2	2	125	2	130
9	9/10/11/12/13 Lloydminster Centennial Civic Centre	1401	0	21	3	1	0	25
10	<i>Combined With Poll 9</i>	-	-	-	-	-	-	-
11	<i>Combined With Poll 9</i>	-	-	-	-	-	-	-
12	<i>Combined With Poll 9</i>	-	-	-	-	-	-	-
13	<i>Combined With Poll 9</i>	-	-	-	-	-	-	-
14	Hillmond Memorial Hall	219	4	0	5	95	0	104
15	Paradise Hill Arena	165	1	1	1	65	0	68
16	Hillmond Memorial Hall	150	1	1	3	78	0	83
17	Hillmond Memorial Hall	345	0	3	7	122	0	132
18	Greenwood Community Centre	404	1	1	3	142	0	147
19	St. John's Anglican Church Hall	211	2	1	9	38	0	50
20	St. John's Anglican Church Hall	219	2	35	5	0	0	42
21	St. John's Anglican Church Hall	286	0	3	13	49	0	65
22	Lloydminster Gospel Fellowship Church	240	2	1	6	29	0	38
23	E.S. Laird Middle School	205	0	0	4	26	0	30
24	E.S. Laird Middle School	290	1	4	5	37	0	47
25	E.S. Laird Middle School	335	0	1	2	68	0	71
26	E.S. Laird Middle School	RESULTS, INCLUDING REGISTERED VOTERS, COMBINED WITH POLL 25						-
27	St. John's Anglican Church Hall	296	0	0	7	66	1	73
28	St. John's Anglican Church Hall	267	0	3	3	48	0	54
29	St. John's Anglican Church Hall	320	0	2	5	72	0	79
30	Lloydminster Boy Scout And Girl Guide Hall	288	1	0	11	59	0	71
31	Lloydminster Boy Scout And Girl Guide Hall	283	2	3	5	45	0	55
32	Lloydminster Boy Scout And Girl Guide Hall	241	0	0	11	56	0	67
33	33/34 Winston Churchill Community School	407	0	1	9	86	0	96
34	<i>Combined With Poll 33</i>	-	-	-	-	-	-	-
35	Winston Churchill Community School	173	0	2	2	38	0	42
36	New Life Community Church	356	0	1	4	88	0	93

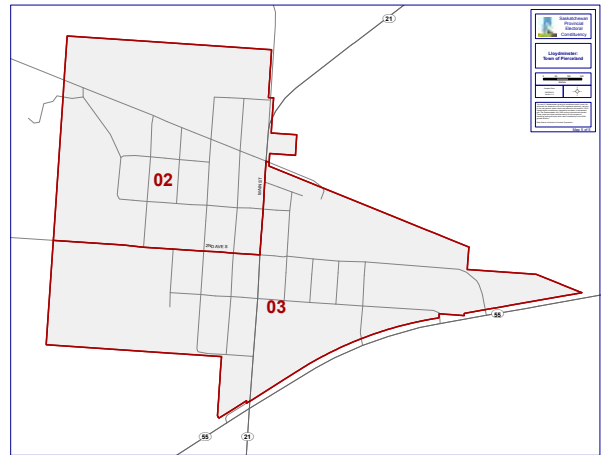
Continued on next page



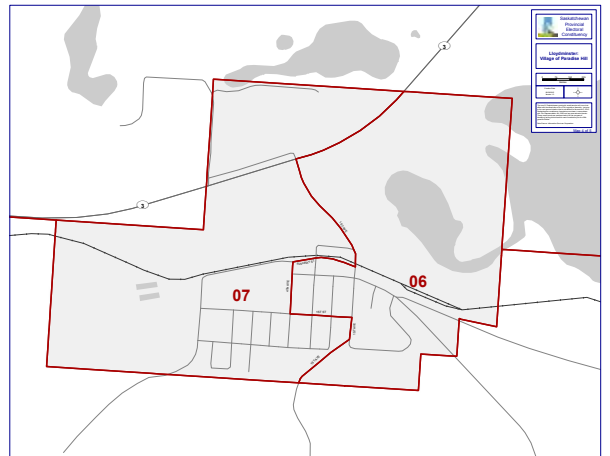
LLOYDMINSTER (CONTINUED)



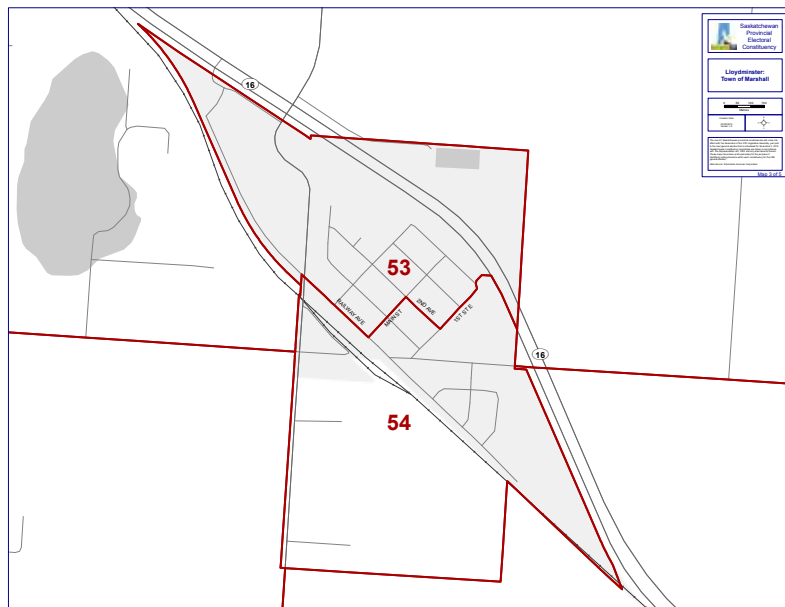
City of Lloydminster



Town of Pierceland



Village of Paradise Hill



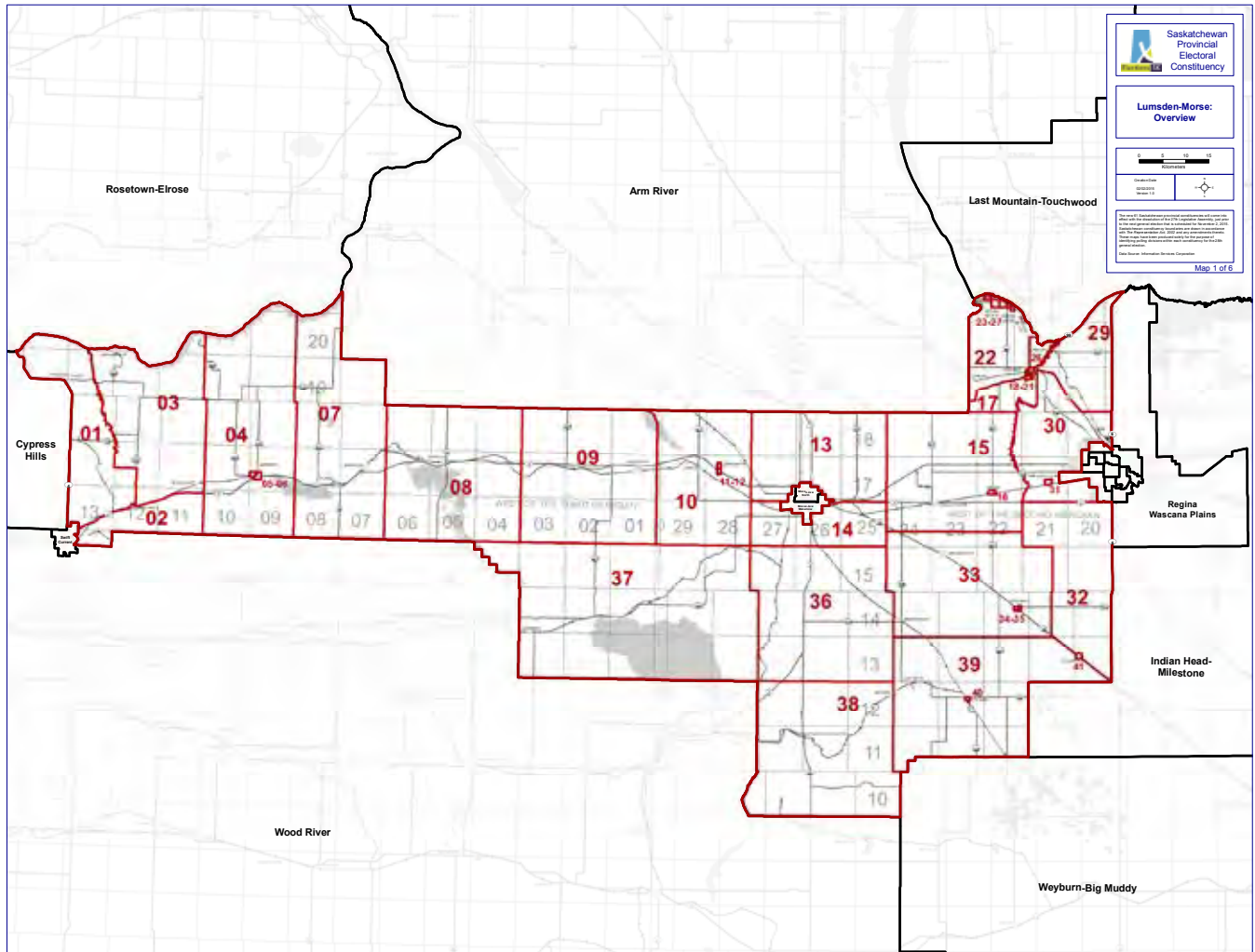
Town of Marshall

LLOYDMINSTER - Polling Location		Votes Cast For					Ballots		
Poll	Poll Name	Registered Voters	Lisa Grant	Dolores Pahtayken	Michelle Oleksyn	Colleen Young	Rejected Ballots	Votes For Cands	
			GP	LIB	NDP	SP			
37	New Life Community Church	336	3	2	8	65	0	78	
38	New Life Community Church	171	3	2	1	23	0	29	
39	New Life Community Church	212	0	3	8	66	0	77	
40	Winston Churchill Community School	321	3	2	10	59	1	74	
41	Winston Churchill Community School	RESULTS, INCLUDING REGISTERED VOTERS, COMBINED WITH POLL 42							-
42	Winston Churchill Community School	356	0	1	2	104	0	107	
43	43/44 New Life Community Church	350	0	1	7	65	0	73	
44	Combined With Poll 43	-	-	-	-	-	-	-	
45	The Word Church	RESULTS, INCLUDING REGISTERED VOTERS, COMBINED WITH POLL 46							-
46	The Word Church	543	1	0	3	115	0	119	
47	The Word Church	266	1	3	1	59	0	64	
48	The Word Church	107	0	0	1	43	0	44	
49	The Word Church	RESULTS, INCLUDING REGISTERED VOTERS, COMBINED WITH POLL 50							-
50	The Word Church	524	1	1	5	94	0	101	
51	Southminster Community Centre	182	0	1	8	84	0	93	
52	Royal Canadian Legion Marshall Branch No. 92	333	2	2	13	158	0	175	
53	Royal Canadian Legion Marshall Branch No. 92	253	2	4	4	98	0	108	
54	Royal Canadian Legion Marshall Branch No. 92	109	2	2	3	41	1	48	
55	Royal Canadian Legion Marshall Branch No. 92	180	1	0	4	75	0	80	
AP	AP 1 - St. John's Anglican Church Hall	-	4	22	71	484	2	581	
AP	Paradise Hill Arena	-	1	2	14	141	1	158	
AP	Pierceland Community Hall	-	1	1	10	100	0	112	
AP	AP 2 - St. John's Anglican Church Hall	-	11	22	50	490	0	573	
	Absentee	-	0	3	4	12	4	19	
	Hospital/Remand/Homebound	-	1	8	18	7	6	34	
MP1	Jubilee Care Facility, Paradise Hill Ch Inc.	61	0	2	4	19	0	25	
	Homebound Poll Lloydminster	RESULTS COMBINED WITH HOSPITAL/ REMAND POLL							-
	<b>Totals</b>	<b>13563</b>	<b>65</b>	<b>202</b>	<b>432</b>	<b>4350</b>	<b>22</b>	<b>5049</b>	

	Candidate Elected - Colleen Young							
	Plurality	3918						
	% of Registered Voters Who Voted	37.39%						
	% By Party		1.29%	4.00%	8.56%	86.16%		



# VOTE SUMMARY BY CONSTITUENCY POLLING DIVISION: LUMSDEN-MORSE

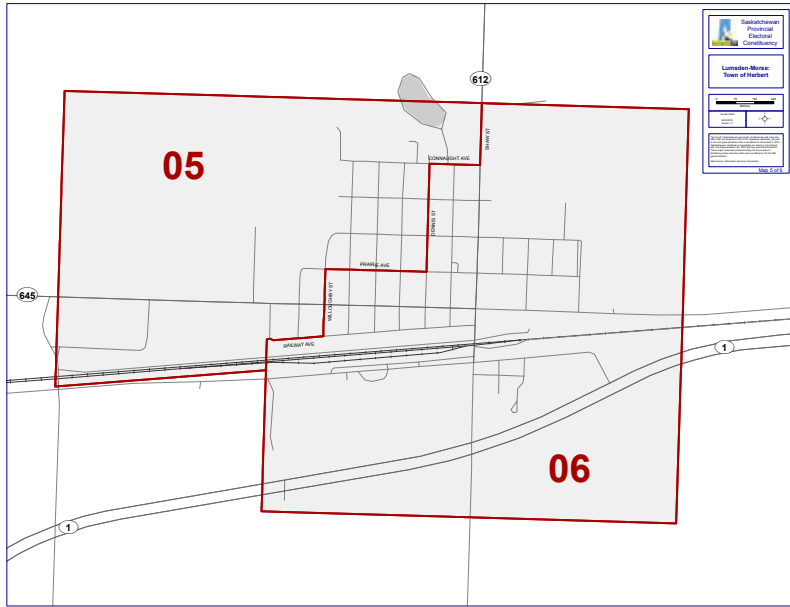


LUMSDEN-MORSE - Polling Location			Votes Cast For				Ballots	
Poll	Poll Name	Registered Voters	Patricia Crowther	Gerald Hiebert	Rhonda Phillips	Lyle Stewart	Rejected Ballots	Votes For Cands
			GP	LIB	NDP	SP		
1A/1B	Stewart Valley School and Community Centre	500	1	2	19	125	0	147
2	Waldeck Elementary and Junior High School	342	0	3	11	140	3	154
3	Waldeck Elementary and Junior High School	345	2	3	21	138	0	164
4	Herbert Lions Hall	292	0	3	8	172	0	183
5	Herbert Lions Hall	221	3	8	6	119	0	136
6	Herbert Lions Hall	364	3	7	21	155	0	186
7	Morse Senior Centre	350	3	14	45	166	0	228
8	Chaplin Community Complex	281	6	5	32	127	0	170
9	Mortlach Community Hall	340	3	3	43	157	0	206
10	Caronport Golden Age Centre	406	3	9	41	231	1	284
11A/11B	Caronport Golden Age Centre	431	2	4	13	189	0	208
12	Caronport Golden Age Centre	357	1	3	10	163	0	177
13	15 Wing Community And Fitness Centre	295	5	3	15	107	0	130
14	15 Wing Community And Fitness Centre	427	7	4	26	139	1	176
15	Pense Town Hall	366	7	2	36	171	0	216
16	Pense Town Hall	391	6	4	40	157	1	207
17	Centennial Hall	300	6	1	29	126	0	162
18	Centennial Hall	409	3	13	79	121	0	216
19	Centennial Hall	326	7	8	60	103	1	178
20	Centennial Hall	266	4	3	50	94	0	151
21	Centennial Hall	344	6	6	63	90	1	165
22	Centennial Hall	338	5	5	40	114	0	164
23	Regina Beach Memorial Hall	308	5	9	51	82	0	147
24	Regina Beach Memorial Hall	324	7	6	61	114	0	188
25	Regina Beach Memorial Hall	299	4	4	59	70	1	137
26	Regina Beach Memorial Hall	272	1	2	35	99	0	137
27	Regina Beach Memorial Hall	209	1	4	28	79	0	112
28	Craven Community Hall	291	5	6	45	100	0	156
29	Craven Community Hall	329	7	4	47	145	0	203
30	Grand Coulee Village Office	381	1	4	48	121	0	174
31	Grand Coulee Village Office	378	4	10	92	142	0	248
32	Wilcox Inn Ltd.	249	2	2	33	79	0	116
33	Drinkwater Town Hall	313	5	4	14	164	0	187

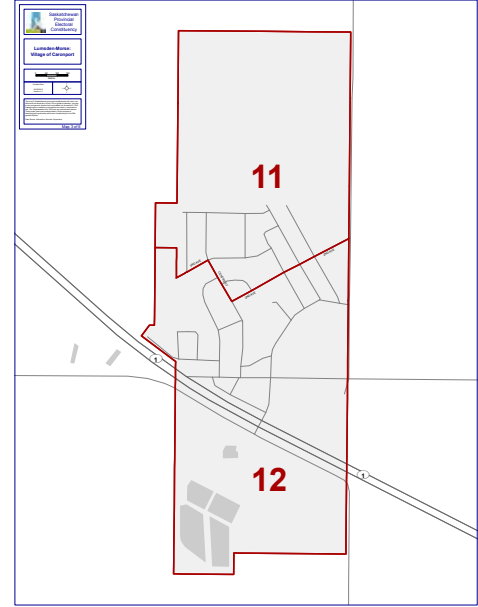
Continued on next page



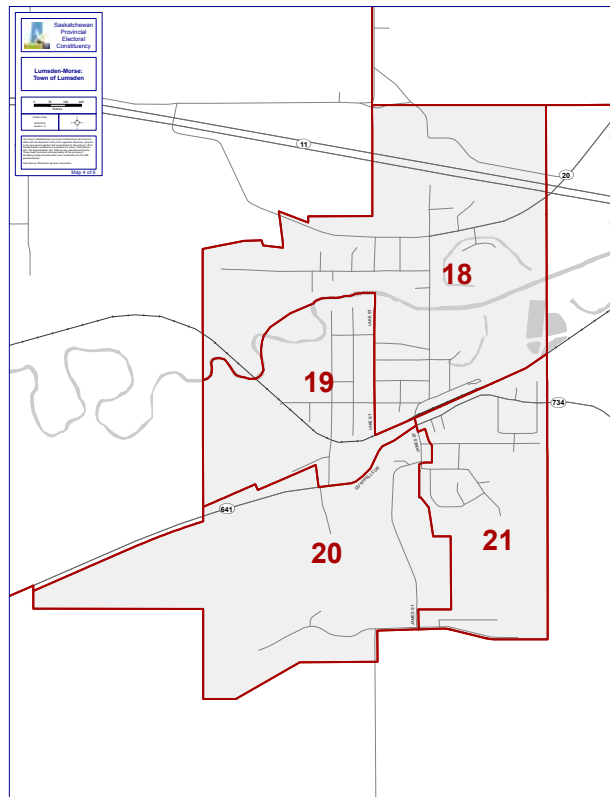
LUMSDEN-MORSE (CONTINUED)



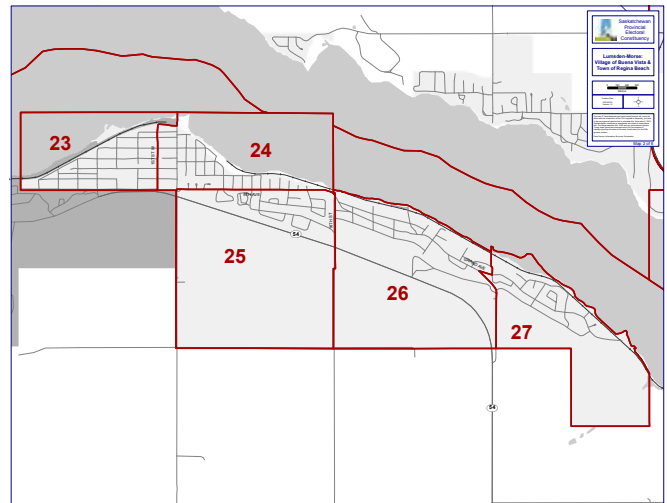
Town of Herbert



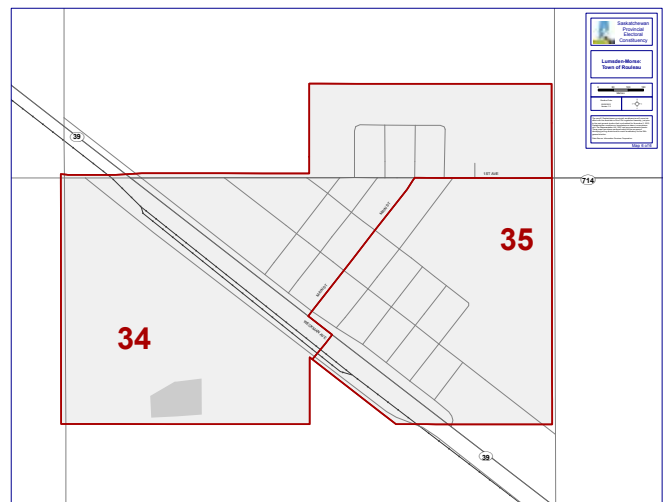
Village of Caronport



Town of Lumsden



Village of Buena Vista & Town of Regina Beach



Town of Rouleau



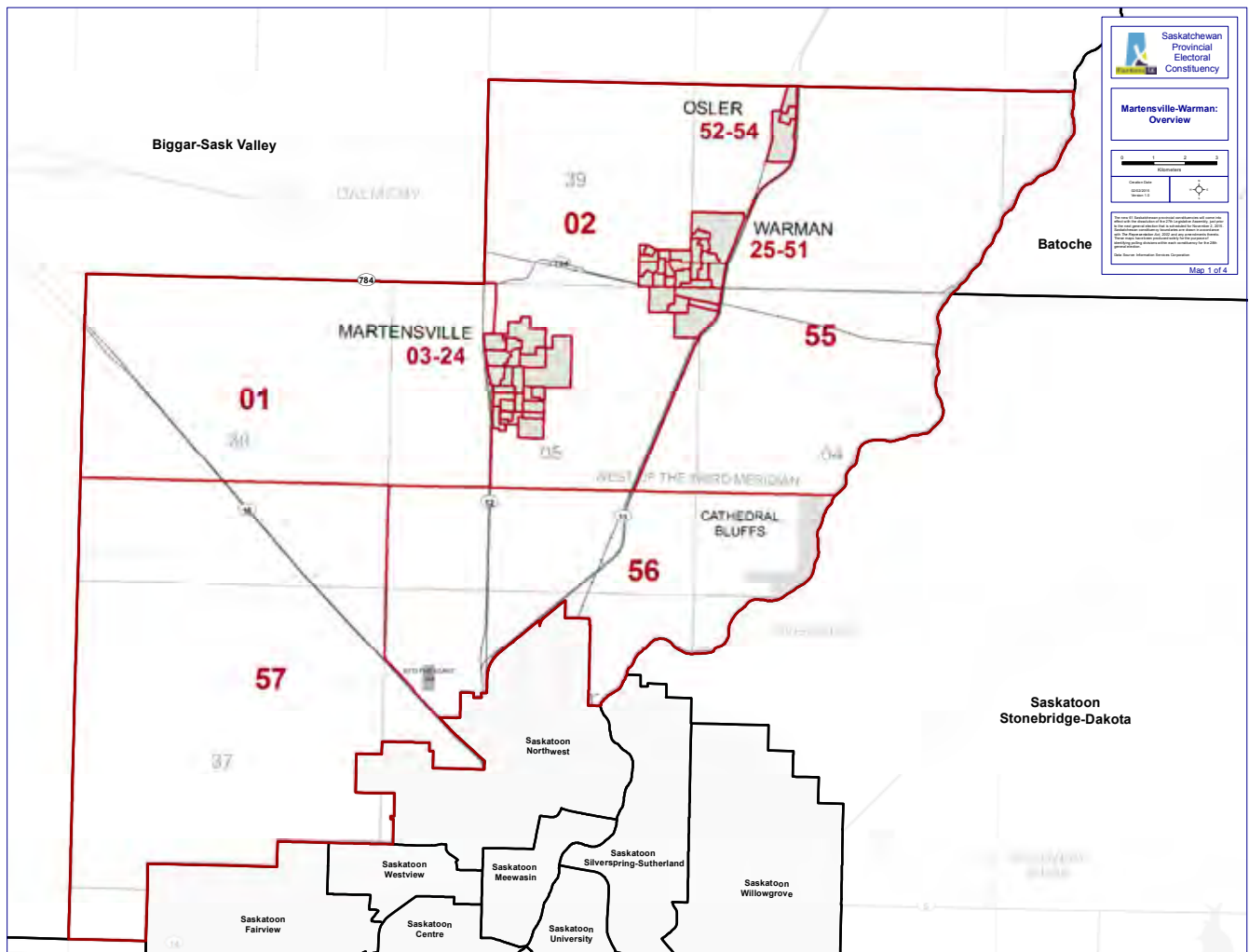
LUMSDEN-MORSE - Polling Location			Votes Cast For				Ballots	
Poll	Poll Name	Registered Voters	Patricia Crowther	Gerald Hiebert	Rhonda Phillips	Lyle Stewart	Rejected Ballots	Votes For Cands
			GP	LIB	NDP	SP		
34	Rouleau Senior Centre	167	5	4	13	82	0	104
35	Rouleau Senior Centre	182	5	4	13	95	0	117
36	15 Wing Community And Fitness Centre	347	6	4	33	166	1	209
37	Coderre-Courval Community Center	161	4	2	5	69	0	80
38	Spring Valley & District Interpretive Centre	183	4	1	13	99	1	117
39	Avonlea Friendly Neighbors	222	0	2	16	122	1	140
40	Avonlea Friendly Neighbors	291	2	8	33	158	1	201
41	Wilcox Inn Ltd.	174	3	5	10	57	0	75
AP	St. Michael's Retreat	-	8	15	187	389	1	599
AP	Pasqua Community Club	-	7	7	34	290	0	338
AP	Waldeck Elementary And Junior High School	-	7	7	26	263	0	303
	Absentee	-	1	5	27	113	7	146
	Hospital/Remand/Homebound	-	0	0	4	15	1	19
MP1	Herbert Heritage Manor*	37	0	6	7	25	1	38
MP2	Greys Birch Acres, Lumsden & District Heritage Home, Meadow Edge House	49	1	2	11	6	0	20
MP3	Coteau Range Manor Inc.	23	1	2	2	8	0	13
	Homebound Poll Lumsden-Morse	RESULTS COMBINED WITH HOSPITAL/ REMAND POLL						-
	<b>Totals</b>	<b>12880</b>	<b>179</b>	<b>242</b>	<b>1655</b>	<b>6256</b>	<b>23</b>	<b>8332</b>

	Candidate Elected - Lyle Stewart							
	Plurality	4601						
	% of Registered Voters Who Voted	64.87%						
	% By Party		2.15%	2.90%	19.86%	75.08%		

\*There is a discrepancy between the number of registered voters (37) and the number of votes cast (38 votes counted for candidates and one ballot rejected). We note that an additional two voter declarations were taken at this poll. Many voter declarations are for registration at the time of voting but this cannot be confirmed without opening the ballot box.



# VOTE SUMMARY BY CONSTITUENCY POLLING DIVISION: MARTENSVILLE-WARMAN

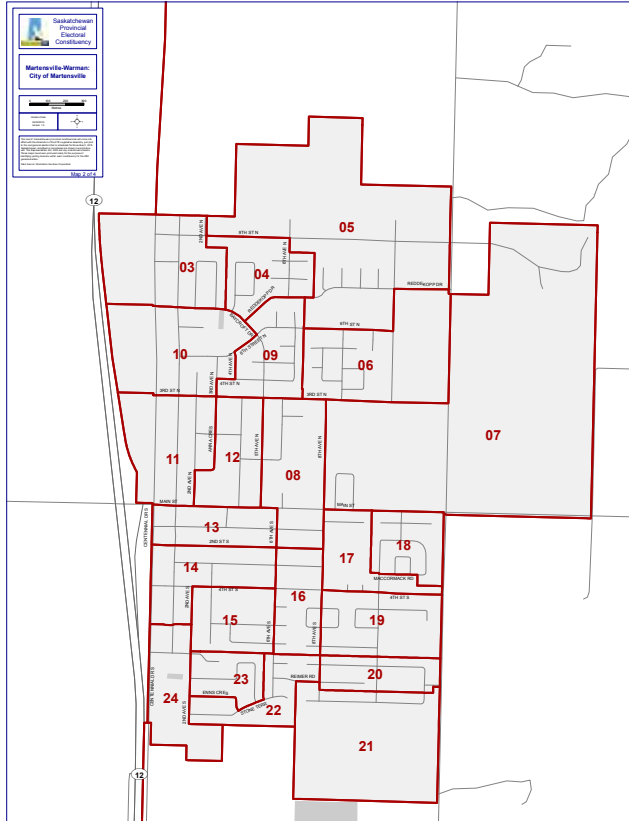


MARTENSVILLE-WARMAN - Polling Location			Votes Cast For					Ballots	
Poll	Poll Name	Registered Voters	Darcy Robilliard	Michael McAteer	Jasmine J. Calix	Nancy Heppner	Pamela Spencer	Rejected Ballots	Votes For Cands
			GP	LIB	NDP	SP	WIP		
1	Martensville Civic Center	286	0	4	23	106	0	0	133
2	The Legends	312	2	4	32	94	0	0	132
3	Northridge Centennial Community Centre	264	3	2	24	59	0	0	88
4	Northridge Centennial Community Centre	335	4	2	29	92	2	0	129
5	Northridge Centennial Community Centre	215	1	4	8	63	0	0	76
6	Northridge Centennial Community Centre	352	1	2	20	119	1	0	143
7	Northridge Centennial Community Centre	157	0	1	7	54	0	0	62
8	Northridge Centennial Community Centre	252	2	2	23	56	0	0	83
9	Northridge Centennial Community Centre	403	3	2	23	112	0	0	140
10	Northridge Centennial Community Centre	315	0	2	21	77	0	0	100
11	Martensville Civic Center	282	0	0	19	67	0	0	86
12	Northridge Centennial Community Centre	316	1	2	13	62	0	0	78
13	Martensville Civic Center	299	3	1	21	70	0	0	95
14	Northridge Centennial Community Centre	315	2	1	23	73	2	0	101
15	Valley Manor Elementary School	274	3	6	20	54	1	0	84
16	Valley Manor Elementary School	282	5	1	13	75	1	0	95
17	Northridge Centennial Community Centre	248	0	1	17	59	1	0	78
18	Northridge Centennial Community Centre	275	1	3	15	81	0	0	100
19	Valley Manor Elementary School	398	0	5	20	117	0	0	142
20	Valley Manor Elementary School	290	1	2	25	79	0	0	107
21	Valley Manor Elementary School	287	2	0	29	62	0	0	93
22	Valley Manor Elementary School	256	0	1	16	83	0	0	100
23	Valley Manor Elementary School	243	0	2	19	55	0	0	76
24	Valley Manor Elementary School	181	1	1	10	39	0	0	51
25	The Legends	115	0	2	7	28	0	0	37
26	The Legends	77	0	0	8	24	0	0	32
27	The Legends	232	0	6	9	75	0	0	90
28	The Legends	244	2	0	6	78	0	0	86
29	The Legends	154	0	2	9	66	0	0	77
30	Brian King Center	384	0	1	25	119	1	0	146
31	Brian King Center	305	0	4	20	82	0	0	106
32	Brian King Center	218	0	1	8	67	0	0	76

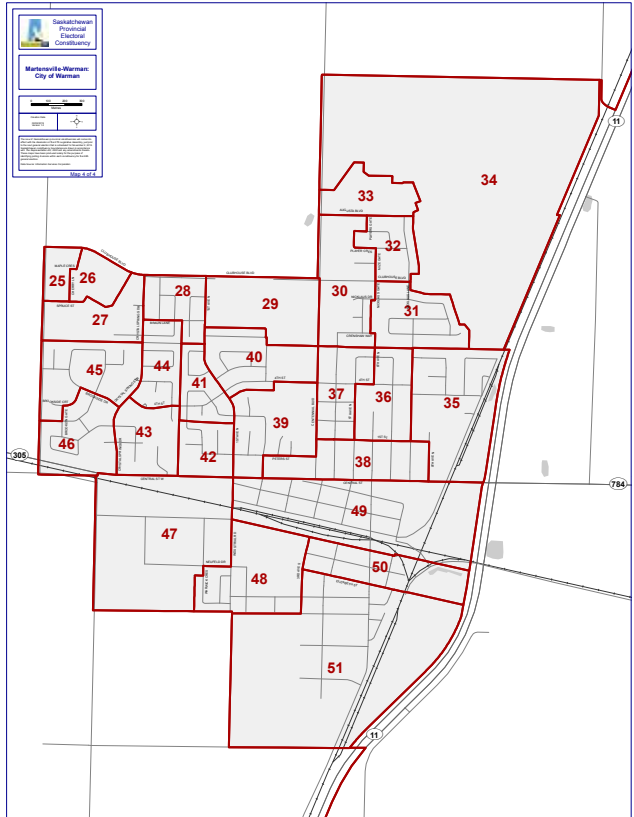
Continued on next page



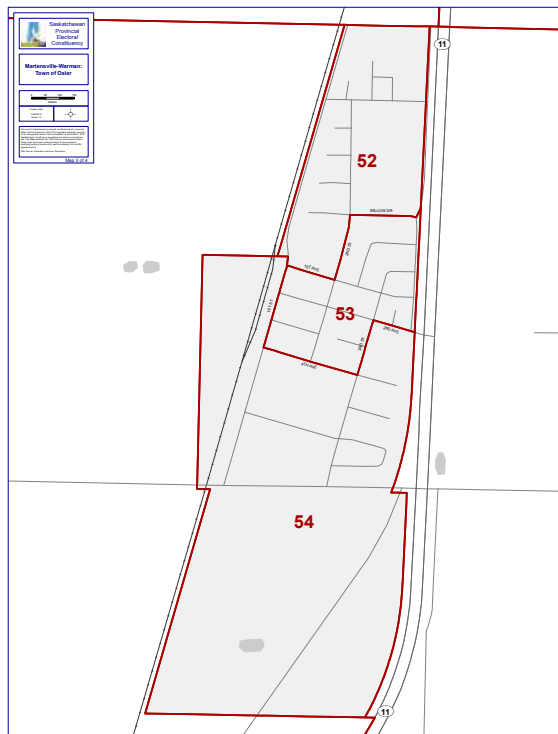
MARTENSVILLE-WARMAN (CONTINUED)



City of Martensville



City of Warman



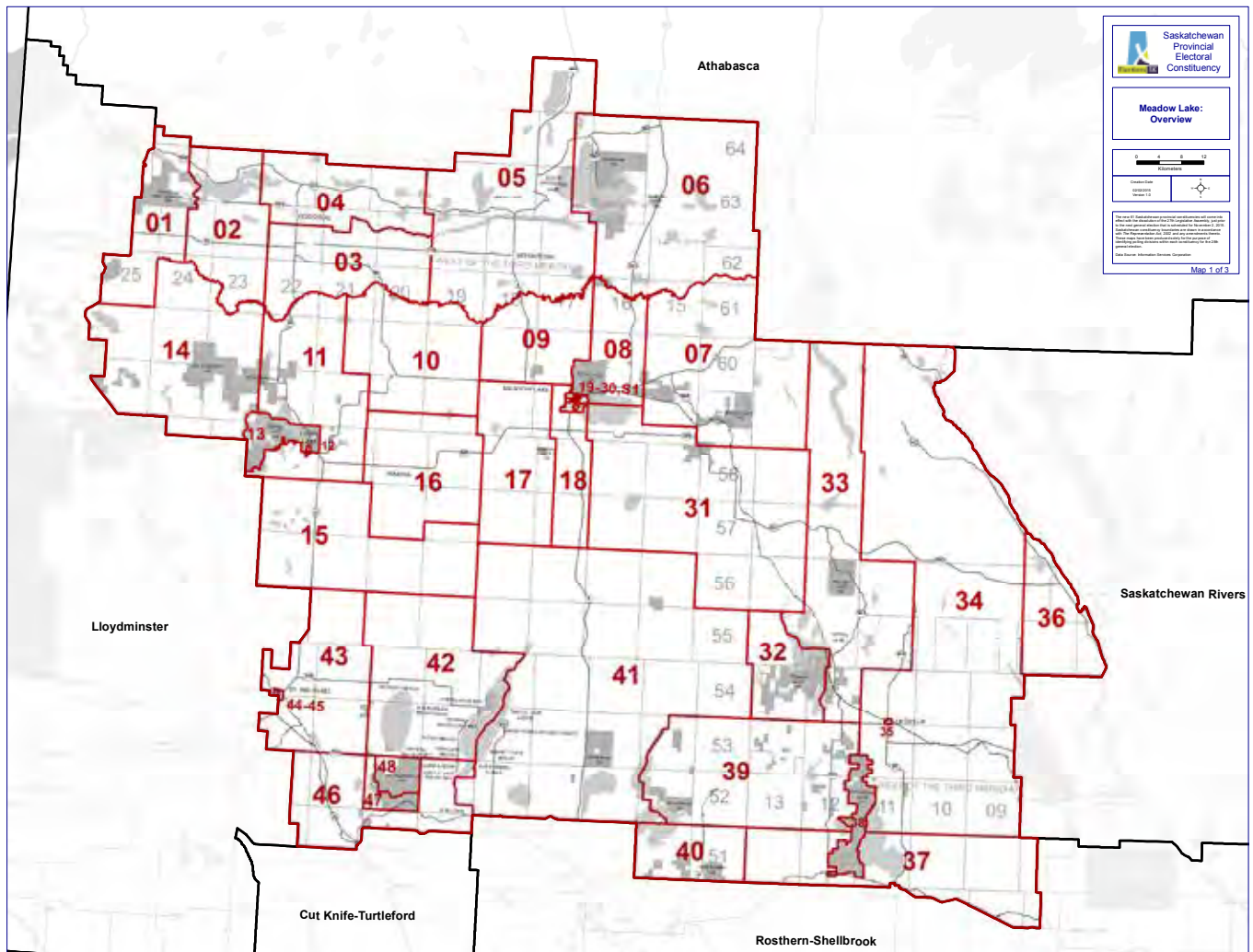
Town of Osler

MARTENSVILLE-WARMAN - Polling Location			Votes Cast For					Ballots		
Poll	Poll Name	Registered Voters	Darcy Robilliard	Michael McAteer	Jasmine J. Calix	Nancy Heppner	Pamela Spencer	Rejected Ballots	Votes For Cands	
			GP	LIB	NDP	SP	WIP			
33	Brian King Center	253	0	2	12	74	0	0	88	
34	Brian King Center	99	1	2	12	30	1	0	46	
35	Brian King Center	324	3	4	15	96	0	0	118	
36	Brian King Center	293	1	4	19	98	0	2	122	
37	Brian King Center	250	1	2	11	49	0	0	63	
38	Brian King Center	305	3	1	24	76	0	0	104	
39	The Legends	311	0	1	9	90	0	0	100	
40	The Legends	379	1	4	23	120	0	1	148	
41	The Legends	259	0	3	19	79	0	0	101	
42	The Legends	252	2	1	7	65	0	1	75	
43	The Legends	346	0	0	12	96	0	0	108	
44	The Legends	285	1	4	28	77	0	0	110	
45	The Legends	293	0	3	15	104	1	0	123	
46	The Legends	317	0	0	19	104	2	1	125	
47	Awakening Church	199	0	0	13	39	0	0	52	
48	Awakening Church	173	0	1	10	46	2	0	59	
49	Awakening Church	248	2	4	8	74	1	0	89	
50	Awakening Church	263	1	1	23	65	2	0	92	
51	Awakening Church	357	0	1	23	94	2	0	120	
52	Osler Community Hall	268	0	3	16	142	0	0	161	
53	Osler Community Hall	246	1	0	9	100	0	0	110	
54	Osler Community Hall	281	2	2	31	131	0	1	166	
55	Brian King Center	220	0	4	8	103	0	0	115	
56	Awakening Church	225	0	0	6	57	0	0	63	
57	Martensville Civic Center	248	2	3	14	73	1	0	93	
AP	AP 1 - Senior's Drop In Centre	-	9	13	173	854	2	0	1051	
AP	AP 1 - Senior Citizens Centre - The New Horizon	-	11	21	125	553	2	0	712	
AP	AP 2 - Senior's Drop In Centre	-	4	12	86	438	1	2	541	
AP	AP 2 - Senior Citizens Centre - The New Horizon	-	5	16	135	508	0	0	664	
	Absentee	-	0	0	6	50	0	3	56	
	Hospital/Remand/Homebound	-	3	0	0	8	0	1	11	
MP1	Mennonite Special Ch, Warman Special Ch, Sunshine Housing Corp	48	1	0	4	14	0	0	19	
	Homebound Poll Martensville-Warman	RESULTS COMBINED WITH HOSPITAL/REMAND POLL								-
	<b>Totals</b>	<b>15308</b>	<b>91</b>	<b>179</b>	<b>1477</b>	<b>6854</b>	<b>26</b>	<b>12</b>	<b>8627</b>	

	Candidate Elected - Nancy Heppner								
	Plurality	5377							
	% of Registered Voters Who Voted	56.43%							
	% By Party		1.05%	2.07%	17.12%	79.45%	0.30%		



# VOTE SUMMARY BY CONSTITUENCY POLLING DIVISION: MEADOW LAKE

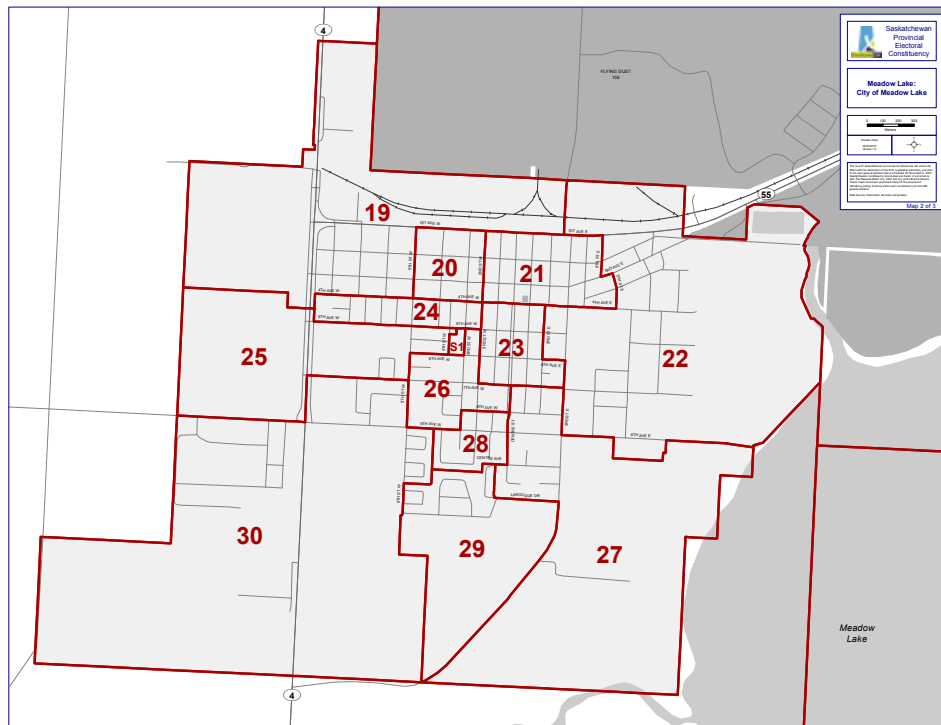


MEADOW LAKE - Polling Location			Votes Cast For				Ballots		
Poll	Poll Name	Registered Voters	Eric Schalm	Eric McCrimmon	Dwayne Lasas	Jeremy Harrison	Rejected Ballots	Votes For Cands	
			GP	LIB	NDP	SP			
1A/1B	Pierceland Community Hall	690	0	2	9	43	0	54	
2	Goodsoil Recreation Hall	103	0	2	1	29	0	32	
3	Goodsoil Recreation Hall	196	0	2	4	59	0	65	
4	Goodsoil Recreation Hall	328	5	4	13	110	1	132	
5	Dorintosh Senior Centre	305	8	7	29	134	0	178	
6A/6B	Waterhen Lake Gym Waweyekisik School	489	2	19	167	6	0	194	
7	Flying Dust Community Gym	280	0	11	41	52	2	104	
8A/8B	Flying Dust Community Gym	645	1	8	129	52	0	190	
9	Meadow Lake Civic Centre	297	5	8	21	83	0	117	
10	Rapid View Recreational Centre	300	2	4	6	137	0	149	
11	Loon Lake Legion	160	5	1	10	71	0	87	
12	Loon Lake Legion	197	0	0	10	81	0	91	
13A/13B	Makwa Sahgaiehcan Band Office	717	1	14	115	11	0	141	
14	Whelan Community Hall	RESULTS, INCLUDING REGISTERED VOTERS, COMBINED WITH POLL 15							-
15	Barthel Community Hall	166	1	3	5	77	1	86	
16	Makwa Seniors	243	3	4	9	134	1	150	
17	Meadow Lake Civic Centre	271	5	12	7	85	0	109	
18	Meadow Lake Civic Centre	299	2	9	19	85	2	115	
19	Salvation Army Citadel	303	2	5	26	54	0	87	
20	Salvation Army Citadel	294	2	5	12	61	0	80	
21	Salvation Army Citadel	324	2	8	24	55	0	89	
22	Meadow Lake Civic Centre	405	2	5	20	66	0	93	
23	Meadow Lake Civic Centre	351	6	4	30	70	0	110	
24	Alliance Church	264	1	3	23	43	0	70	
25	Alliance Church	214	2	2	8	45	0	57	
26	Alliance Church	352	2	6	33	54	1	95	
27	Meadow Lake Civic Centre	280	0	12	10	70	0	92	
28	Alliance Church	336	1	10	28	76	0	115	
29	Alliance Church	184	1	1	14	62	0	78	
30	Alliance Church	312	2	8	37	62	0	109	
31	Meadow Lake Civic Centre	148	0	6	5	48	0	59	
32A/32B	Pelican Lake Band Hall	616	0	27	93	15	0	135	
33	Chitek Lake Community Hall	120	1	4	13	47	0	65	
34	Leoville Hall	165	1	3	12	58	0	74	
35	Leoville Hall	235	1	3	16	73	0	93	
36	Big River Community Center	130	0	0	8	57	0	65	

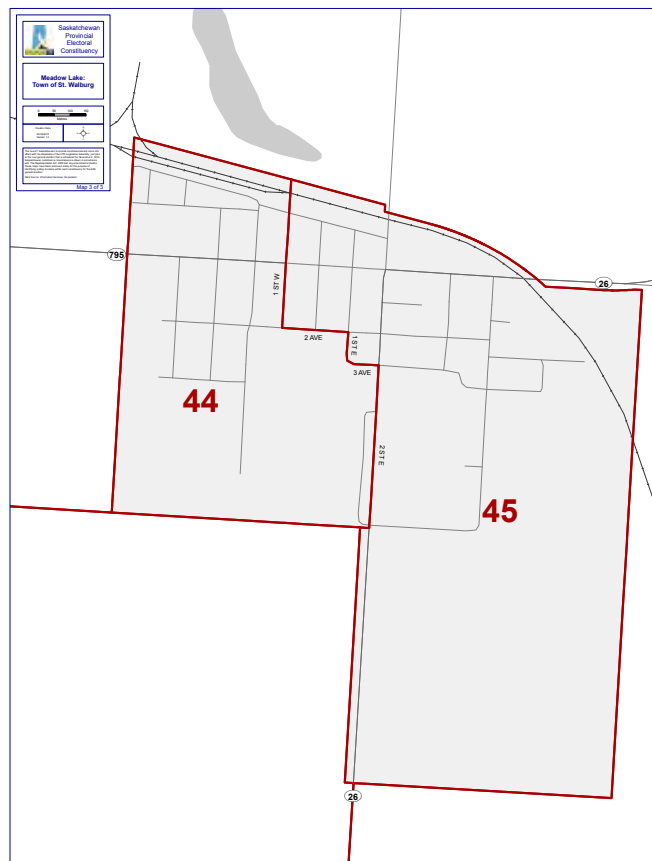
Continued on next page



MEADOW LAKE (CONTINUED)



City of Meadow Lake



Town of St. Walburg

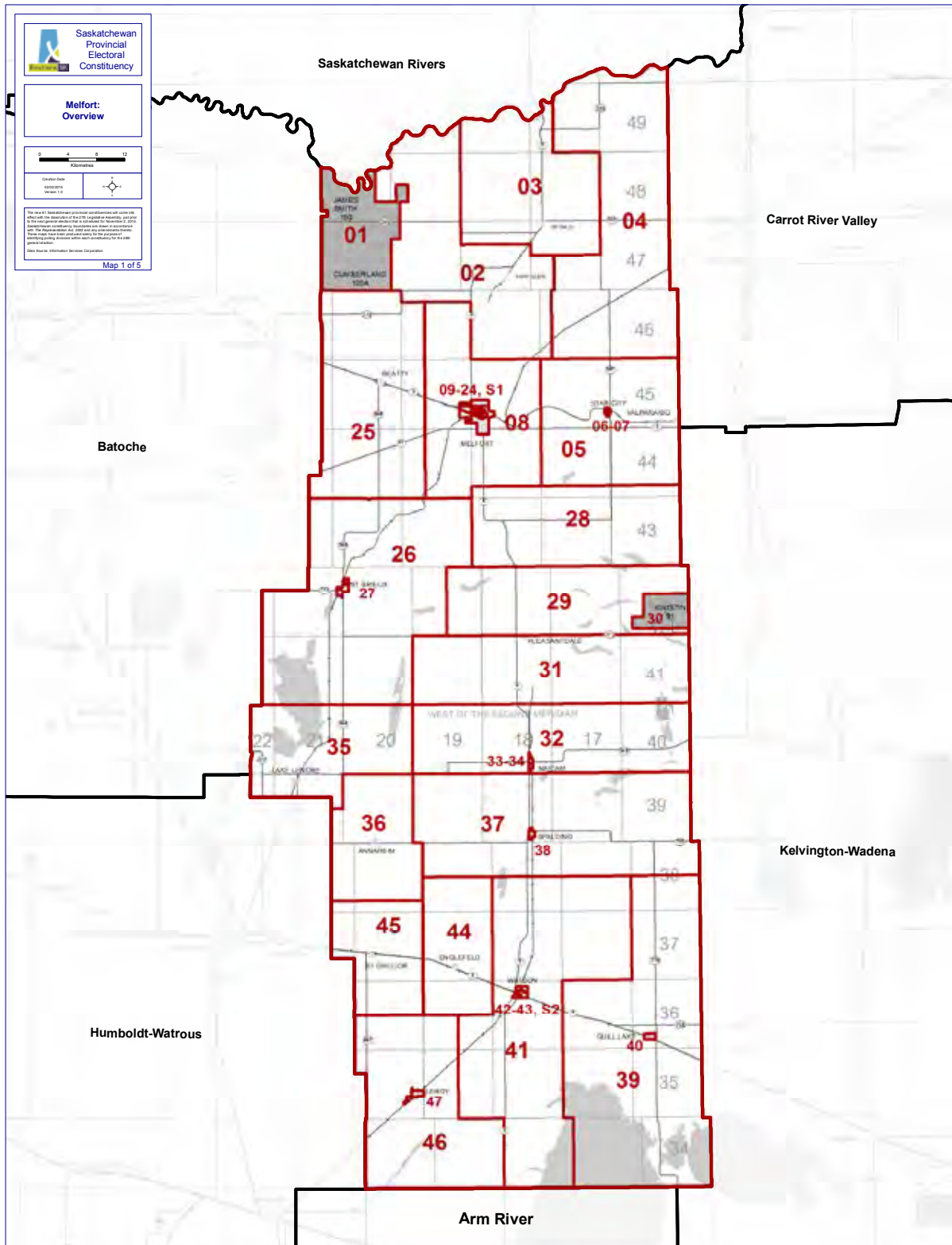


MEADOW LAKE - Polling Location		Votes Cast For					Ballots		
Poll	Poll Name	Registered Voters	Eric Schalm	Eric McCrimmon	Dwayne Lasas	Jeremy Harrison	Rejected Ballots	Votes For Cands	
			GP	LIB	NDP	SP			
37	Spiritwood Civic Centre	214	2	2	16	114	0	134	
38	Kisikahk School	299	0	9	86	2	0	97	
39	Ranger Hall	70	0	1	9	28	0	38	
40	Medstead Community Hall	77	1	1	10	33	0	45	
41	Livelong and District Recreation Centre	173	2	3	10	99	0	114	
42	Moose Head Hall	363	3	6	24	162	1	195	
43	The Royal Canadian Legion	234	3	0	8	115	0	126	
44	The Royal Canadian Legion	208	1	3	3	71	1	78	
45	The Royal Canadian Legion	270	0	1	10	103	0	114	
46	Livelong and District Recreation Centre	233	3	3	12	88	0	106	
47	<i>Combined With Poll 47</i>	-	-	-	-	-	-	-	
48	47/48 Livelong and District Recreation Centre	423	0	2	29	3	0	34	
AP	AP 1 - Returning Office	-	8	17	65	398	0	488	
AP	Golden Ring	-	1	0	22	112	0	135	
AP	St. Walburg Seniors Centre	-	5	3	26	279	1	313	
AP	Goodsoil Recreation Hall	-	1	3	12	163	0	179	
AP	AP 2 - Returning Office	-	8	16	49	242	0	315	
	Absentee	-	1	5	10	77	7	93	
	Hospital/Remand/Homebound	-	1	4	9	17	6	31	
MP1	Gervais Memorial Health Centre, Northland Pioneers Lodge	73	1	1	7	12	0	21	
MP2	Loon Lake Health Centre & Special Ch, St. Walburg Health Complex	46	0	2	4	9	0	15	
MP3	Evergreen Health Centre	17	0	1	2	3	0	6	
	Homebound Poll Meadow Lake	RESULTS COMBINED WITH HOSPITAL/ REMAND POLL							-
<b>Totals</b>		<b>13419</b>	<b>107</b>	<b>305</b>	<b>1430</b>	<b>4395</b>	<b>24</b>	<b>6237</b>	

Candidate Elected - Jeremy Harrison								
Plurality		2965						
% of Registered Voters Who Voted		46.66%						
% By Party			1.72%	4.89%	22.93%	70.47%		



# VOTE SUMMARY BY CONSTITUENCY POLLING DIVISION: MELFORT

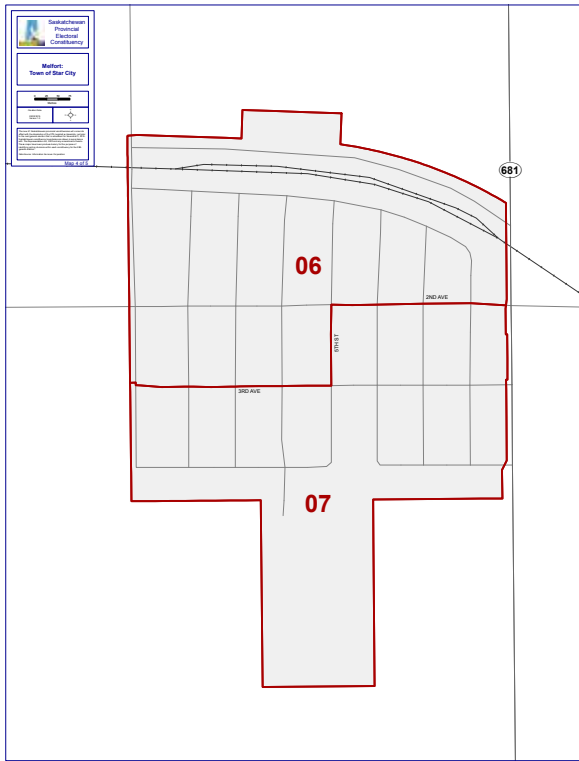


MELFORT - Polling Location			Votes Cast For				Ballots	
Poll	Poll Name	Registered Voters	Tanner Wallace	Bruce Ber	Linsey Thornton	Kevin K. Phillips	Rejected Ballots	Votes For Cands
			GP	LIB	NDP	SP		
1A/1B	James Smith First Nation Band Office	1051	9	23	55	24	0	111
2	Gronlid Community Hall	262	0	2	30	76	0	108
3	Gronlid Community Hall	201	1	2	21	78	0	102
4	Ratner Community Centre	276	2	3	15	140	0	160
5	Star City Elks Community Hall	264	0	1	17	126	0	144
6	Star City Elks Community Hall	136	1	1	9	50	0	61
7	Star City Elks Community Hall	148	1	0	21	58	0	80
8	Kerry Vickar Centre	333	1	4	16	139	1	160
9	All Saints Anglican Church	123	0	0	10	48	0	58
10	All Saints Anglican Church	215	0	1	35	65	0	101
11	Kerry Vickar Centre	270	0	0	31	100	0	131
12	Kerry Vickar Centre	276	0	1	37	86	0	124
13	All Saints Anglican Church	159	2	2	7	53	1	64
14	All Saints Anglican Church	363	0	1	31	115	0	147
15	Melfort Seniors' Place	222	1	1	16	57	0	75
16	Melfort Seniors' Place	311	7	0	23	81	1	111
17	Melfort Seniors' Place	302	5	1	24	75	1	105
18	Kerry Vickar Centre	260	1	0	31	66	1	98
19	Kerry Vickar Centre	259	0	0	18	100	0	118
20	Kerry Vickar Centre	273	0	1	25	95	0	121
21	Maude Burke Community School	274	2	1	13	100	0	116
22	Maude Burke Community School	258	2	1	30	57	0	90
23	Maude Burke Community School	130	2	0	8	29	0	39
24	Maude Burke Community School	138	1	0	11	58	0	70
25	Beatty Community Centre	242	1	2	17	131	1	151
26	St. Brieux Community Hall	415	3	3	24	230	0	260
27	St. Brieux Community Hall	286	2	3	14	159	0	178
28	Resource Community Hall	196	1	0	8	96	0	105
29	Pleasantdale Community Hall	115	0	0	5	47	0	52
30	Kinistin Saulteaux First Nation Band Hall	243	0	16	41	24	0	81
31	Pleasantdale Community Hall	220	4	4	18	82	0	108
32	Naicam & District Senior Citizens Centre	156	3	1	7	56	0	67
33	Naicam & District Senior Citizens Centre	267	2	2	26	94	0	124
34	Naicam & District Senior Citizens Centre	214	0	2	17	55	0	74

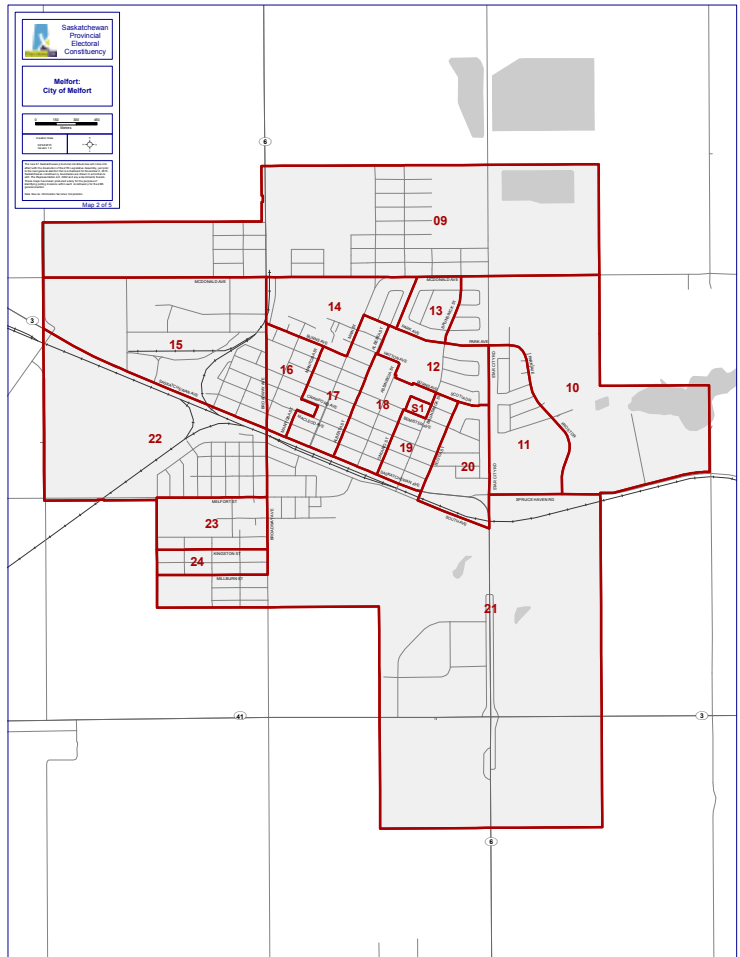
Continued on next page



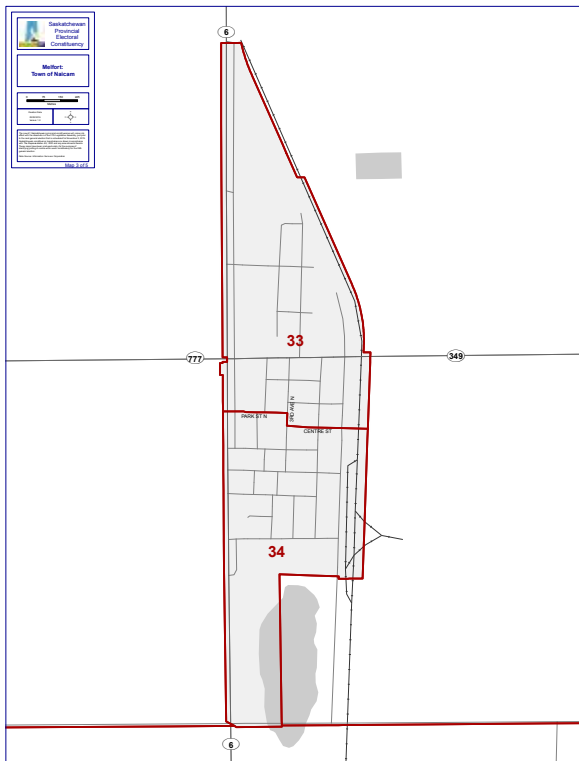
MELFORT (CONTINUED)



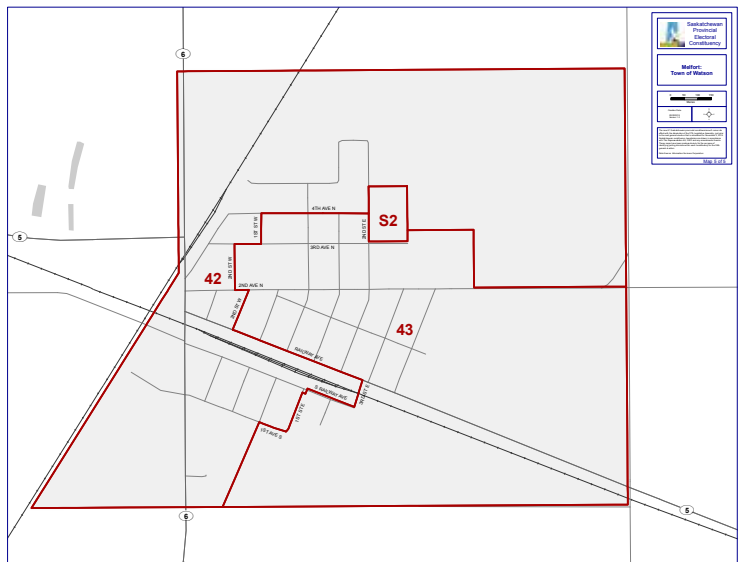
Town of Star City



City of Melfort



Town of Naicam



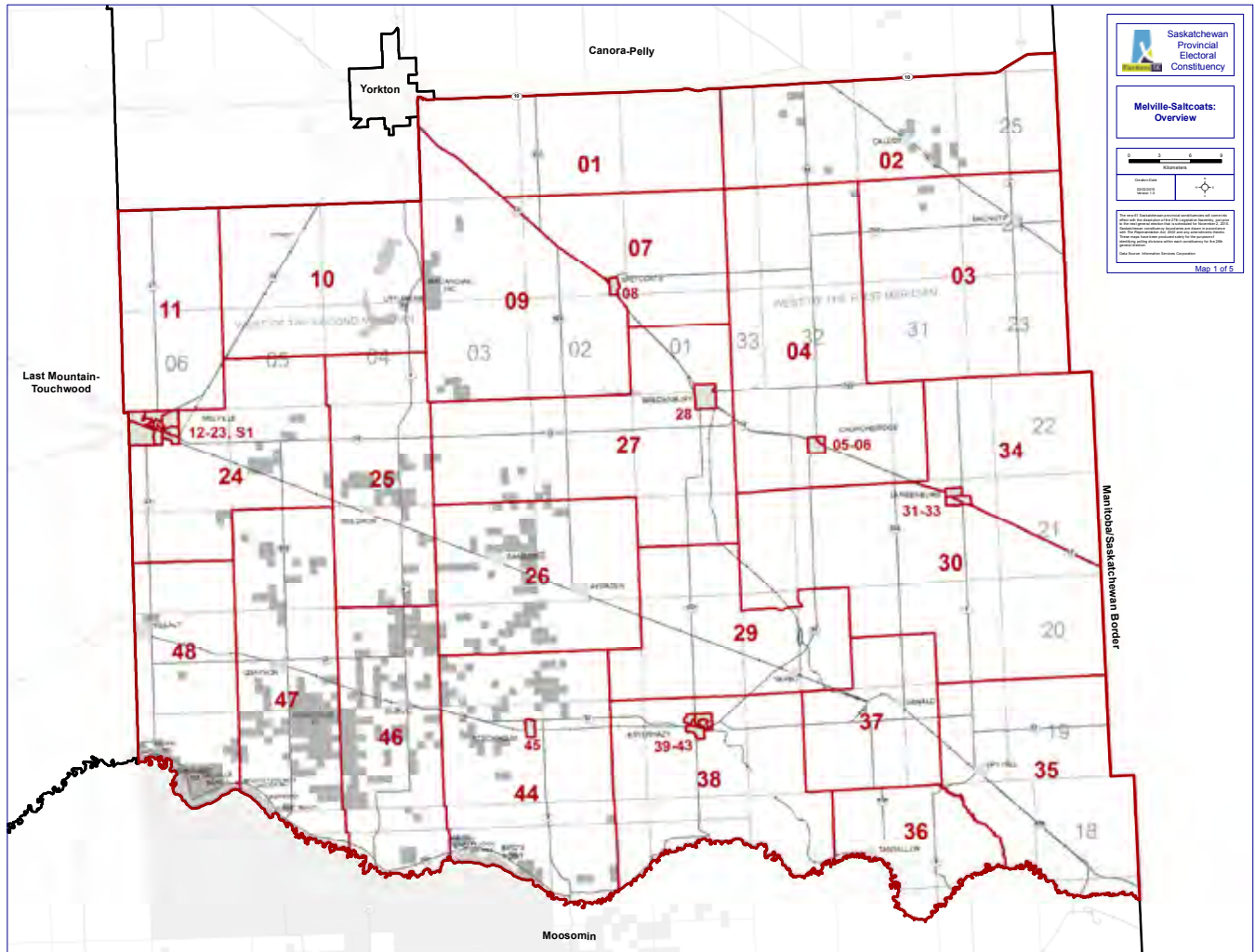
Town of Watson

MELFORT - Polling Location			Votes Cast For				Ballots	
Poll	Poll Name	Registered Voters	Tanner Wallace GP	Bruce Ber LIB	Linsey Thornton NDP	Kevin K. Phillips SP	Rejected Ballots	Votes For Cands
35	Lake Lenore Community Hall	299	5	5	23	158	0	191
36	Annaheim New Horizons	290	2	6	32	159	0	199
37	Spalding New Horizons Seniors' Centre	235	0	2	6	131	0	139
38	Spalding New Horizons Seniors' Centre	167	3	1	18	67	0	89
39	Quill Lake Seniors' Centre	239	1	1	13	106	0	121
40	Quill Lake Seniors' Centre	304	5	7	22	166	0	200
41	Watson New Horizons	247	3	1	22	85	0	111
42	Watson New Horizons	185	0	1	9	68	1	78
43	Watson New Horizons	301	0	3	35	105	0	143
44	New Horizons Senior Centre	275	2	4	19	143	0	168
45	St. Gregor Community Hall	154	0	2	13	89	0	104
46	Leroy Senior Citizens Centre	135	0	3	15	63	0	81
47	Leroy Senior Citizens Centre	244	3	4	29	103	0	139
AP	Melfort Seniors' Place	-	14	15	287	780	0	1096
AP	Naicam & District Senior Citizens Centre	-	2	1	29	153	0	185
AP	Watson New Horizons Centre	-	4	3	59	203	0	269
	Absentee	-	1	1	8	37	10	47
	Hospital/Remand/Homebound	-	1	1	8	9	1	19
MP1	Parkland Place Regional Care Home	105	0	2	14	18	2	34
MP2	Quill Plains Centennial Lodge	37	1	5	7	7	0	20
MP3	Caskey Place, Nirvana Pioneer Villa	71	0	1	15	25	0	41
MP4	Chateau Providence	RESULTS, INCLUDING REGISTERED VOTERS, COMBINED WITH MP5						-
MP5	Diefenbaker Towers	108	1	2	12	54	1	69
	Homebound Poll Melfort	RESULTS COMBINED WITH HOSPITAL/ REMAND POLL						
	<b>Totals</b>	<b>12254</b>	<b>102</b>	<b>150</b>	<b>1406</b>	<b>5579</b>	<b>21</b>	<b>7237</b>

	Candidate Elected - Kevin K. Phillips							
	Plurality	4173						
	% of Registered Voters Who Voted	59.23%						
	% By Party		1.41%	2.07%	19.43%	77.09%		



# VOTE SUMMARY BY CONSTITUENCY POLLING DIVISION: MELVILLE-SALTCOATS

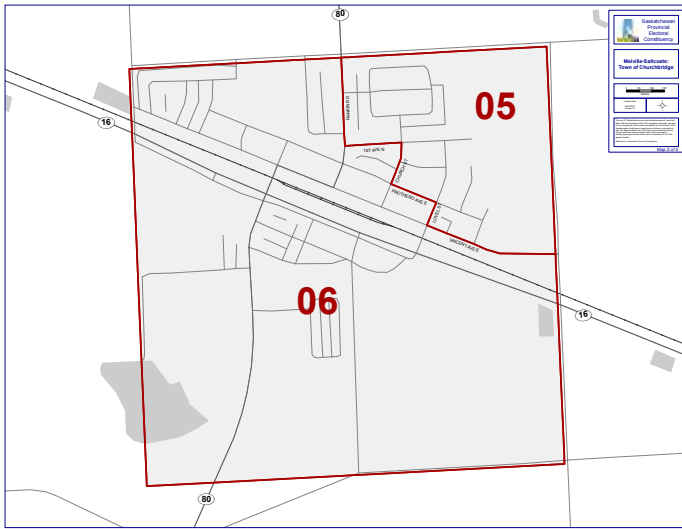


MELVILLE-SALTCOATS - Polling Location			Votes Cast For					Ballots	
Poll	Poll Name	Registered Voters	Igor Riabchyk	Leonard Dales	Diana Lowe	Warren Kaeding	Trever Ratti	Rejected Ballots	Votes For Cands
			LIB	NDP	PC	SP	IND		
1	Wroxton Rec Centre	224	0	17	0	55	0	0	72
2	Wroxton Rec Centre	153	1	19	2	76	1	0	99
3	Macnutt Recreational Centre	199	1	9	2	87	2	1	101
4	Churchbridge Community Centre	212	1	8	0	131	0	1	140
5	Churchbridge Community Centre	303	2	39	4	116	2	1	163
6	Churchbridge Community Centre	337	4	26	4	163	1	0	198
7	Saltcoats and District Community Hall	158	0	10	2	56	1	0	69
8	Saltcoats and District Community Hall	324	3	22	1	85	1	0	112
9	Rokeby Community Centre	234	4	12	1	59	0	0	76
10	Horizons Credit Union Centre	248	3	24	2	72	1	1	102
11	Horizons Credit Union Centre	158	0	18	3	67	0	0	88
12	Melville Community Works	342	0	37	5	98	2	0	142
13	Melville Community Works	283	2	26	4	94	2	0	128
14	Melville Community Works	385	4	33	3	110	2	1	152
15	Melville Community Works	210	1	18	3	42	0	0	64
16	Melville Community Works	374	3	37	3	83	2	0	128
17	Horizons Credit Union Centre	260	1	27	2	71	0	0	101
18	Horizons Credit Union Centre	288	2	28	7	63	0	1	100
19	19/25 Melville Senior Citizens Inc.	260	2	17	2	62	1	1	84
20	Horizons Credit Union Centre	171	0	23	2	29	0	0	54
21	Horizons Credit Union Centre	294	1	42	3	53	0	0	99
22	Horizons Credit Union Centre	266	1	53	1	68	0	0	123
23	Horizons Credit Union Centre	272	2	42	2	44	2	0	92
24	Horizons Credit Union Centre	182	0	16	3	45	0	0	64
25	<i>Combined With Poll 19</i>	-	-	-	-	-	-	-	-
26	Bangor Hall	128	0	10	2	49	0	0	61
27	Bredenbury Busy Bees	222	1	5	0	85	0	0	91
28	Bredenbury Busy Bees	241	1	11	2	95	1	0	110
29	Esterhazy Golden Jets	192	2	16	2	66	1	0	87
30	Langenburg Community Centre	277	1	17	2	111	2	0	133
31	31/33 Langenburg Community Centre	356	2	23	3	149	2	0	179
32	Langenburg Community Centre	450	10	53	5	130	1	0	199
33	<i>Combined With Poll 31</i>	-	-	-	-	-	-	-	-
34	Langenburg Community Centre	214	1	1	2	95	0	0	99
35	Spy Hill Community Hall	257	4	24	6	118	1	0	153
36	Silver Threads Community Centre	133	2	15	2	67	1	0	87
37	Esterhazy Golden Jets	126	0	11	2	41	2	0	56
38	S.N. Boreen Community Centre	270	3	22	4	97	2	0	128
39	S.N. Boreen Community Centre	402	3	31	3	101	1	0	139

Continued on next page



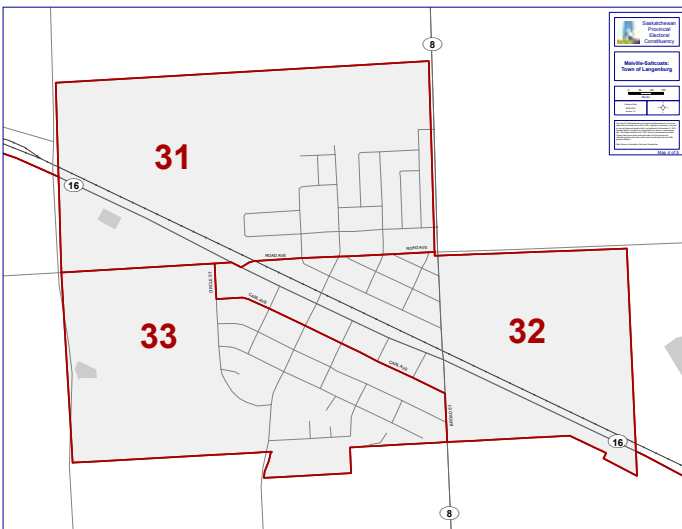
MELVILLE-SALTCOATS (CONTINUED)



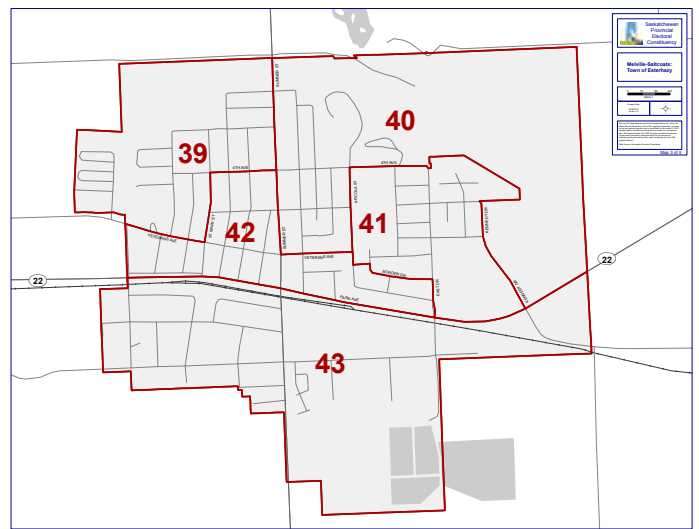
Town of Churchbridge



City of Melville



Town of Langenburg



Town of Esterhazy



MELVILLE-SALTCOATS - Polling Location			Votes Cast For					Ballots	
Poll	Poll Name	Registered Voters	Igor Riabchyk	Leonard Dales	Diana Lowe	Warren Kaeding	Trever Ratti	Rejected Ballots	Votes For Cands
			LIB	NDP	PC	SP	IND		
40	S.N. Boreen Community Centre	389	1	35	3	123	1	1	163
41	S.N. Boreen Community Centre	338	3	34	1	120	2	1	160
42	S.N. Boreen Community Centre	350	4	40	6	69	1	0	120
43	S.N. Boreen Community Centre	254	1	20	8	43	1	0	73
44	Ethnic Centre	272	1	26	4	118	1	0	150
45	Ethnic Centre	260	2	36	2	103	3	0	146
46	Dubuc Senior Centre	109	1	14	3	57	0	1	75
47	Grayson Senior Citizens Centre	328	5	22	10	153	5	0	195
48	Killaly Community Centre	201	0	25	6	59	0	0	90
AP	Esterhazy Golden Jets	-	5	127	9	363	2	0	506
AP	Langenburg Municipal Auditorium	-	5	51	4	218	3	0	281
AP	Melville Senior Citizens Inc. Hall	-	19	226	22	535	6	2	808
AP	Saltcoats & District Community Hall	-	4	37	4	191	3	0	239
	Absentee	-	1	8	0	28	0	1	37
	Hospital/Remand	-	0	2	0	5	0	7	7
MP1	Langenburg Centennial Ch	52	4	4	1	10	0	2	19
MP2	Esterhazy Centennial Special Ch	61	4	7	2	9	0	0	22
MP3	Lakeside Manor Special Ch	33	0	0	0	9	0	0	9
MP4	Maple Street Manor, Morris Lodge*	12	4	3	3	6	1	0	17
MP5	Melville 7th and Main Ch, Caleb Village	70	2	16	4	37	0	0	59
	Homebound Poll Melville-Saltcoats	-	0	2	0	8	0	0	10
PCF1	St. Paul's Lutheran Home	152	4	18	4	14	2	1	42
	<b>Totals</b>	<b>12286</b>	<b>138</b>	<b>1595</b>	<b>192</b>	<b>5311</b>	<b>65</b>	<b>23</b>	<b>7301</b>

	Candidate Elected - Warren Kaeding								
	Plurality	3716							
	% of Registered Voters Who Voted	59.61%							
	% By Party		1.89%	21.85%	2.63%	72.74%	0.89%		

\*There is a discrepancy between the number of registered voters (12) and the number of votes cast (17 votes counted for candidates). We note that an additional five voter declarations were taken at this poll. Many voter declarations are for registration at the time of voting but this cannot be confirmed without opening the ballot box.



# VOTE SUMMARY BY CONSTITUENCY POLLING DIVISION: MOOSE JAW NORTH



MOOSE JAW NORTH - Polling Location			Votes Cast For				Ballots	
Poll	Poll Name	Registered Voters	Caleb Maclowich	Brenda Colenutt	Corey Atkinson	Warren Michelson	Rejected Ballots	Votes For Cands
			GP	LIB	NDP	SP		
1	Moose Jaw Alliance Church	151	0	3	18	52	0	73
2	Sunningdale School	298	4	3	37	97	0	141
3	Hillcrest Apostolic Church	145	0	2	11	22	0	35
4	Hillcrest Apostolic Church	151	2	1	7	19	0	29
5	Hillcrest Apostolic Church	255	5	3	41	61	0	110
6	Hillcrest Apostolic Church	196	1	1	21	63	0	86
7	Sunningdale School	210	1	4	20	74	0	99
8	Sunningdale School	340	1	2	42	134	3	179
9	Sunningdale School	317	3	3	30	85	0	121
10	Mulberry Estates Retirement Residence	250	0	4	31	74	0	109
11	Sunningdale School	182	2	0	20	75	0	97
12	Moose Jaw Alliance Church	290	1	5	48	99	0	153
13	Moose Jaw Alliance Church	235	1	1	26	81	0	109
14	Moose Jaw Alliance Church	201	2	2	34	63	1	101
15	Moose Jaw Alliance Church	324	2	0	35	100	0	137
16	Mulberry Estates Retirement Residence	237	2	6	34	73	1	115
17	Hillcrest Apostolic Church	124	1	2	13	25	0	41
18	Moose Jaw Town and Country Mall	228	3	3	28	45	0	79
19	A E Peacock Collegiate	301	1	4	63	38	0	106
20	A E Peacock Collegiate	239	3	4	32	37	0	76
21	Moose Jaw Town and Country Mall	190	0	0	20	31	0	51
22	Moose Jaw Town and Country Mall	221	4	1	20	38	0	63
23	Vanier Collegiate	252	2	3	46	41	1	92
24	Vanier Collegiate	290	1	3	43	56	0	103
25	Vanier Collegiate	214	1	2	25	35	0	63
26	Vanier Collegiate	177	3	1	24	37	0	65
27	Lindale School	323	5	2	51	102	0	160
28	Lindale School	329	4	4	46	103	0	157
29	Lindale School	309	3	2	41	99	0	145
30	Lindale School	280	1	2	41	100	0	144
31	École Palliser Heights School	307	2	3	35	103	0	143
32	St Michael's School	290	2	1	56	81	0	140
33	École Palliser Heights School	257	1	1	24	50	0	76
34	St. Michael's School	278	4	3	43	71	0	121
35	École Palliser Heights School	261	2	3	49	58	1	112

Continued on next page



MOOSE JAW NORTH (CONTINUED)

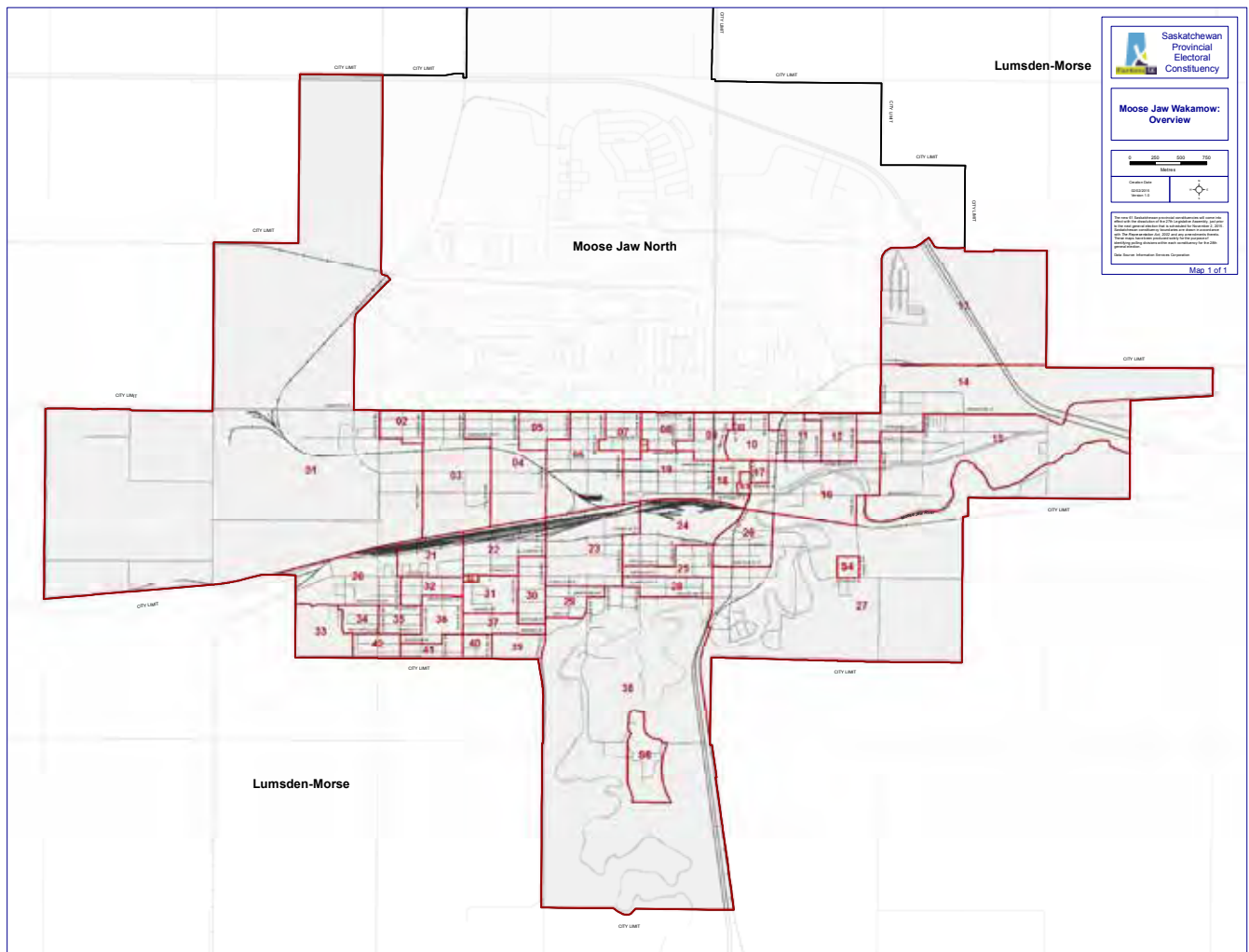


MOOSE JAW NORTH - Polling Location			Votes Cast For					Ballots	
Poll	Poll Name	Registered Voters	Caleb Maclowich	Brenda Colenutt	Corey Atkinson	Warren Michelson	Rejected Ballots	Votes For Cands	
			GP	LIB	NDP	SP			
36	St. Michael's School	295	5	7	49	76	2	137	
37	St. Michael's School	232	2	2	53	51	0	108	
38	École Palliser Heights School	313	1	3	54	73	0	131	
39	École Palliser Heights School	280	2	7	36	60	0	105	
40	King George School	141	0	3	24	27	0	54	
41	King George School	280	5	4	44	45	0	98	
42	King George School	278	5	6	42	59	1	112	
43	King George School	286	2	6	57	66	0	131	
44	Central Collegiate	304	6	4	52	55	0	117	
45	Central Collegiate	232	2	2	51	56	0	111	
46	Central Collegiate	205	2	1	30	47	0	80	
47	A E Peacock Collegiate	236	2	1	40	49	0	92	
48	A E Peacock Collegiate	175	4	2	24	29	1	59	
49	Central Collegiate	318	3	10	44	58	0	115	
AP	AP 1 - Moose Jaw Town and Country Mall	-	11	18	206	423	2	658	
AP	AP 2 - Moose Jaw Town and Country Mall	-	8	9	281	397	3	695	
AP	AP 3 - Moose Jaw Town and Country Mall	-	8	15	202	405	1	630	
	Absentee	-	0	0	33	79	3	112	
	Hospital/Remand	-	1	1	3	11	2	16	
MP1	Pioneer Housing Lodge & Pioneer Village	96	1	2	14	13	1	30	
MP2	Capilano Court, Chez Nous Senior Citizens Home, Oxford Place Inc	85	1	7	21	21	0	50	
	Homebound Poll Moose Jaw North	-	1	0	2	3	0	6	
	<b>Totals</b>	<b>12408</b>	<b>142</b>	<b>194</b>	<b>2517</b>	<b>4425</b>	<b>23</b>	<b>7278</b>	

	Candidate Elected - Warren Michelson							
	Plurality	1908						
	% of Registered Voters Who Voted	58.84%						
	% By Party		1.95%	2.67%	34.58%	60.80%		



# VOTE SUMMARY BY CONSTITUENCY POLLING DIVISION: MOOSE JAW WAKAMOW

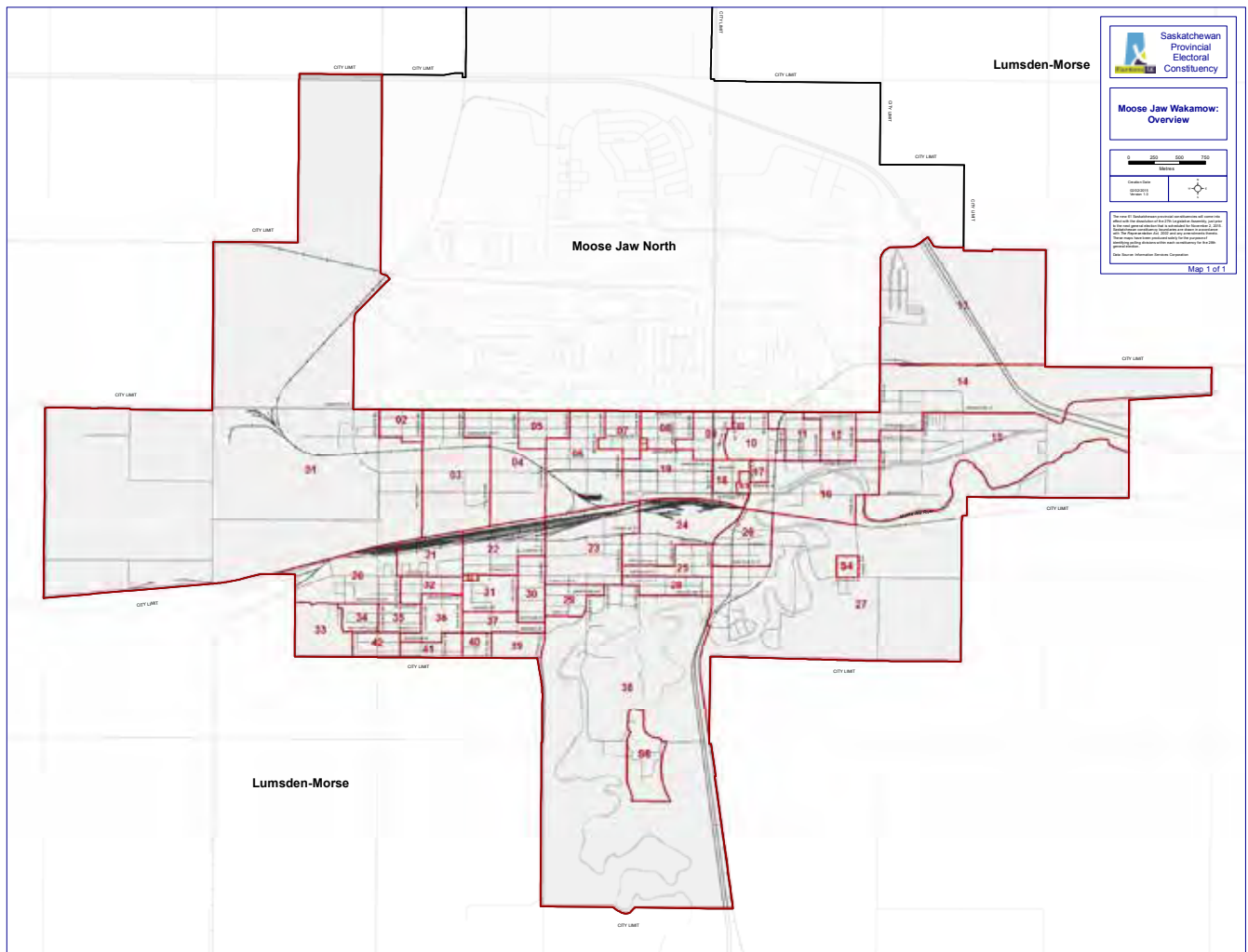


MOOSE JAW WAKAMOW - Polling Location			Votes Cast For				Ballots	
Poll	Poll Name	Registered Voters	Shaun Francis Drake	Terry Gabel	Karen Purdy	Greg Lawrence	Rejected Ballots	Votes For Cands
			GP	LIB	NDP	SP		
1	William Grayson School	146	2	0	12	56	0	70
2	William Grayson School	295	0	0	62	67	0	129
3	William Grayson School	318	1	2	53	88	0	144
4	William Grayson School	339	3	4	54	55	0	116
5	William Grayson School	342	1	5	45	58	1	109
6	École Ducharme	320	1	3	54	56	0	114
7	École Ducharme	301	2	4	40	56	0	102
8	École Ducharme	299	3	2	54	63	1	122
9	Timothy Eaton Garden	268	4	4	54	66	1	128
10	Providence Place	315	3	2	60	67	0	132
11	Providence Place	312	4	2	40	70	0	116
12	Prince Arthur Community School	282	1	12	49	45	0	107
13	Prairie Oasis Tourist Complex	355	0	2	55	100	0	157
14	Prince Arthur Community School	317	2	1	75	43	0	121
15	Prince Arthur Community School	327	2	0	44	56	0	102
16	Prince Arthur Community School	271	2	2	40	46	1	90
17	Providence Place	260	3	5	47	76	0	131
18	Timothy Eaton Garden	269	0	3	44	62	0	109
19	Timothy Eaton Garden	275	3	2	31	37	0	73
20A/20B	Westmount School	414	2	4	58	82	0	146
21	Riverview Collegiate	208	0	3	15	39	0	57
22	Riverview Collegiate	302	3	4	44	44	0	95
23	Riverview Collegiate	245	1	3	38	37	0	79
24	Cornerstone Christian School	324	4	2	26	53	0	85
25	Cornerstone Christian School	320	1	3	71	58	0	133
26	Cornerstone Christian School	253	2	1	51	48	0	102
27	Cornerstone Christian School	350	0	4	63	84	0	151
28	Cornerstone Christian School	314	1	4	60	66	0	131
29	Riverview Collegiate	288	2	3	36	49	0	90
30	Riverview Collegiate	337	2	4	58	44	0	108
31	Westmount School	286	2	2	69	59	0	132
32	Westmount School	319	3	6	42	65	0	116
33	Sacred Heart School	192	0	6	20	69	0	95
34	Sacred Heart School	235	1	1	48	38	0	88
35	Sacred Heart School	290	3	1	39	55	0	98
36	Sacred Heart School	304	4	3	41	74	0	122
37	Westmount School	288	2	2	51	74	1	129

Continued on next page



MOOSE JAW WAKAMOW (CONTINUED)



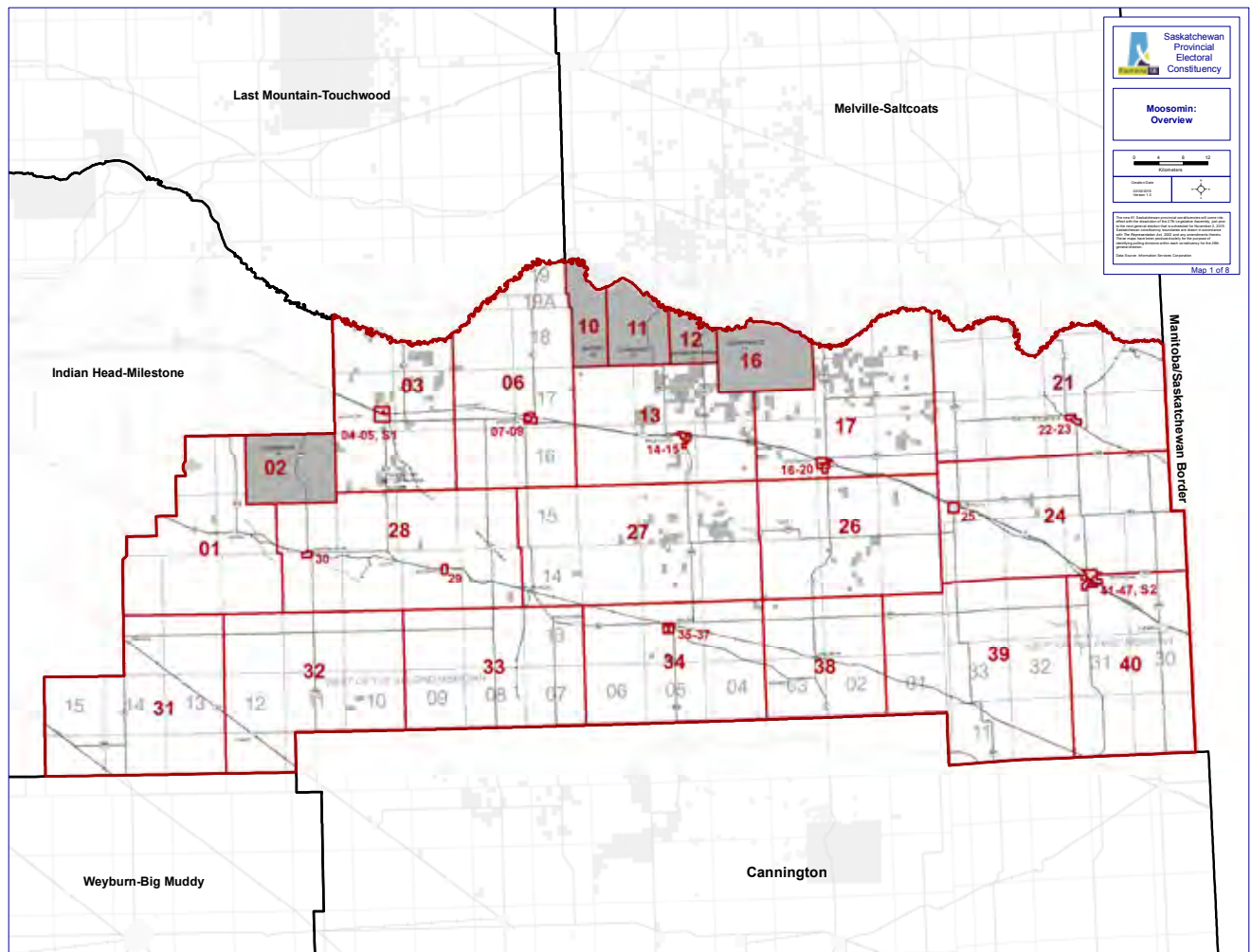


MOOSE JAW WAKAMOW - Polling Location			Votes Cast For				Ballots	
Poll	Poll Name	Registered Voters	Shaun Francis Drake	Terry Gabel	Karen Purdy	Greg Lawrence	Rejected Ballots	Votes For Cands
			GP	LIB	NDP	SP		
38	Riverview Collegiate	283	1	5	53	52	0	111
39	Westmount School	168	0	2	20	24	0	46
40	Westmount School	250	3	4	40	38	0	85
41	Sacred Heart School	275	3	2	37	44	0	86
42	Sacred Heart School	263	0	3	44	58	0	105
AP	AP 1 - Riverview Collegiate	-	10	13	409	474	2	906
AP	AP 2 - Riverview Collegiate	-	7	12	367	462	0	848
	Absentee	-	2	3	27	41	0	73
	Hospital/Remand	-	1	2	8	14	3	25
MP1	Extencicare Moose Jaw	133	2	6	11	16	0	35
MP2	Chateau St. Michael, Crescent Park Retirement Villa	131	1	7	17	19	4	44
MP3	Bentley	103	3	6	17	49	2	75
	Homebound Poll Moose Jaw Wakamow	-	2	0	11	6	0	19
PCF1	Providence Place	163	1	6	15	12	2	34
	<b>Totals</b>	<b>12649</b>	<b>106</b>	<b>182</b>	<b>2819</b>	<b>3514</b>	<b>18</b>	<b>6621</b>

Candidate Elected - Greg Lawrence							
Plurality		695					
% of Registered Voters Who Voted		52.49%					
% By Party			1.60%	2.75%	42.58%	53.07%	



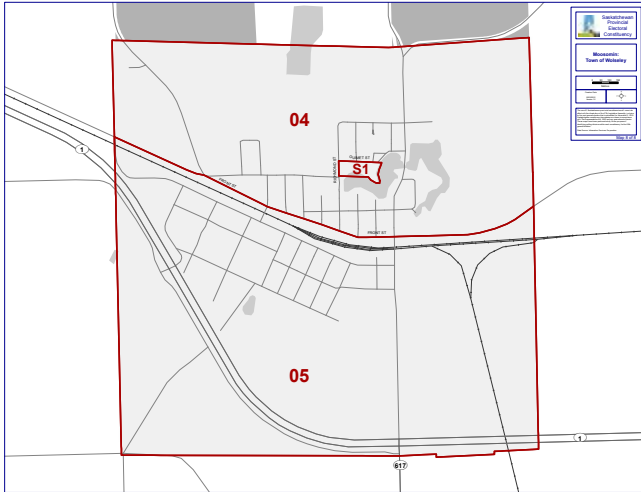
# VOTE SUMMARY BY CONSTITUENCY POLLING DIVISION: MOOSOMIN



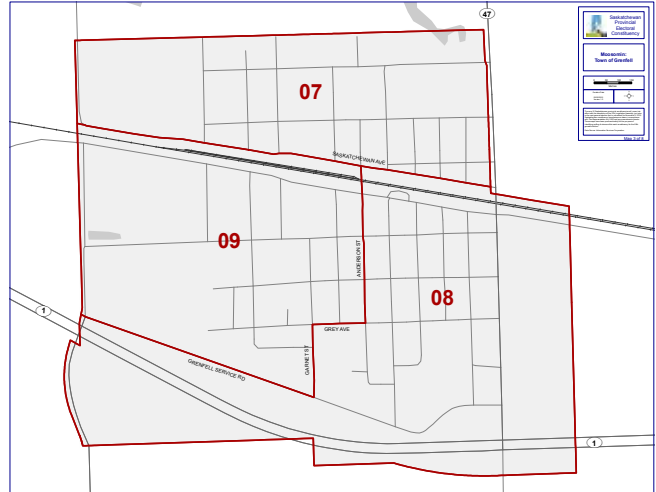
MOOSOMIN - Polling Location			Votes Cast For						Ballots	
Poll	Poll Name	Registered Voters	Kate Ecklund	Janice Palmer	Ashlee Hicks	Lloyd Hauser	Steven Bonk	Trevor Bearance	Rejected Ballots	Votes For Cands
			GP	LIB	NDP	PC	SP	IND		
1	Montmartre Senior's Hall	241	1	2	18	7	90	3	0	121
2	Elders Lodge	110	0	17	81	2	5	2	1	107
3	Dr. Isman Elementary School	197	1	0	6	7	96	1	0	111
4	Dr. Isman Elementary School	373	11	10	44	4	159	5	0	233
5	Dr. Isman Elementary School	194	8	4	13	0	93	1	0	119
6	Grenfell Community Hall	247	2	0	9	2	99	1	0	113
7	Grenfell Community Hall	224	3	5	16	2	69	1	0	96
8	Grenfell Community Hall	227	1	5	9	5	74	0	0	94
9	Grenfell Community Hall	287	2	6	17	3	105	1	0	134
10	Sakimay Community Complex	143	2	1	24	2	6	0	0	35
11A/11B	Cowesses Band Hall	594	4	6	135	2	7	2	0	156
12	Kahkewistahaw Complex	375	17	5	53	1	0	1	0	77
13	Broadview Community Centre	219	5	1	7	5	84	0	0	102
14	Broadview Community Centre	184	7	4	24	3	67	1	0	106
15	Broadview Community Centre	220	8	4	29	10	62	1	0	114
16	Chief Denton George Multiplex	338	1	1	31	0	1	0	0	34
17	Legion Hall	250	11	2	10	7	95	1	0	126
18	Legion Hall	199	1	5	8	5	64	1	0	84
19	Legion Hall	241	8	1	7	5	81	3	0	105
20	Legion Hall	205	5	2	8	4	65	1	0	85
21	Rocanville Community Centre	392	4	2	18	9	148	22	0	203
22	Rocanville Community Centre	421	7	7	24	12	121	16	1	187
23	Rocanville Community Centre	166	1	0	9	2	70	11	0	93
24	Rocanville Community Centre	408	1	2	8	10	91	21	1	133
25	St. Andrew's United Church	245	1	3	4	4	77	13	0	102
26	Legion Hall	183	6	2	7	7	61	2	0	85
27	Kipling Friendship Centre	245	3	3	10	3	87	0	0	106
28	Seniors Hall	217	2	0	2	3	96	0	0	103
29	Seniors Hall	142	4	0	6	2	76	0	0	88
30	Montmartre Senior's Hall	324	3	8	29	6	89	5	0	140
31	Montmartre Senior's Hall	295	0	3	11	5	77	0	0	96
32	Montmartre Senior's Hall	189	0	1	8	4	87	0	0	100
33	Seniors Hall	320	0	0	9	2	106	1	2	118
34	Kipling Friendship Centre	260	2	1	18	7	123	5	0	156
35	Kipling Friendship Centre	168	4	1	10	4	55	1	0	75
36	Kipling Friendship Centre	304	3	3	24	4	123	1	0	158



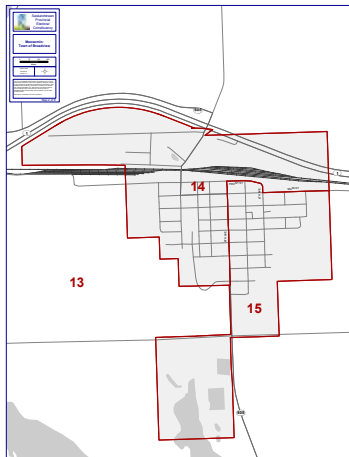
MOOSOMIN (CONTINUED)



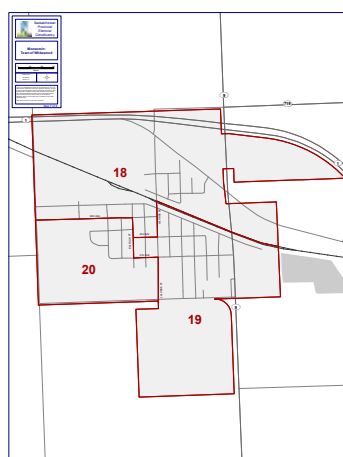
Town of Wolseley



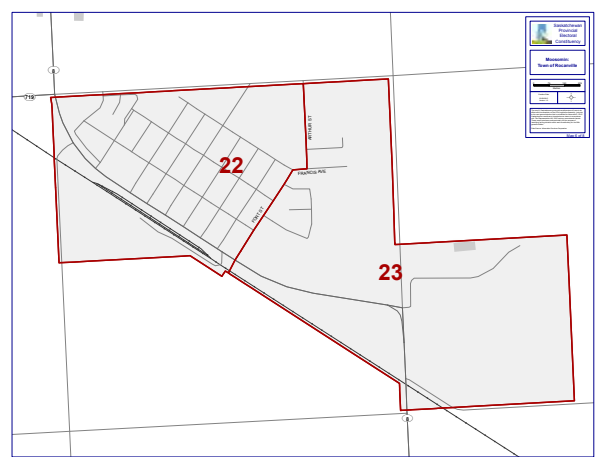
Town of Grenfell



Town of Broadview



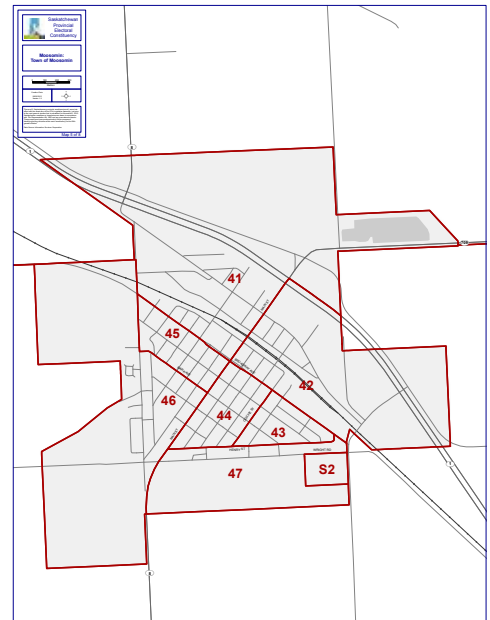
Town of Whitewood



Town of Rocanville



Town of Kipling



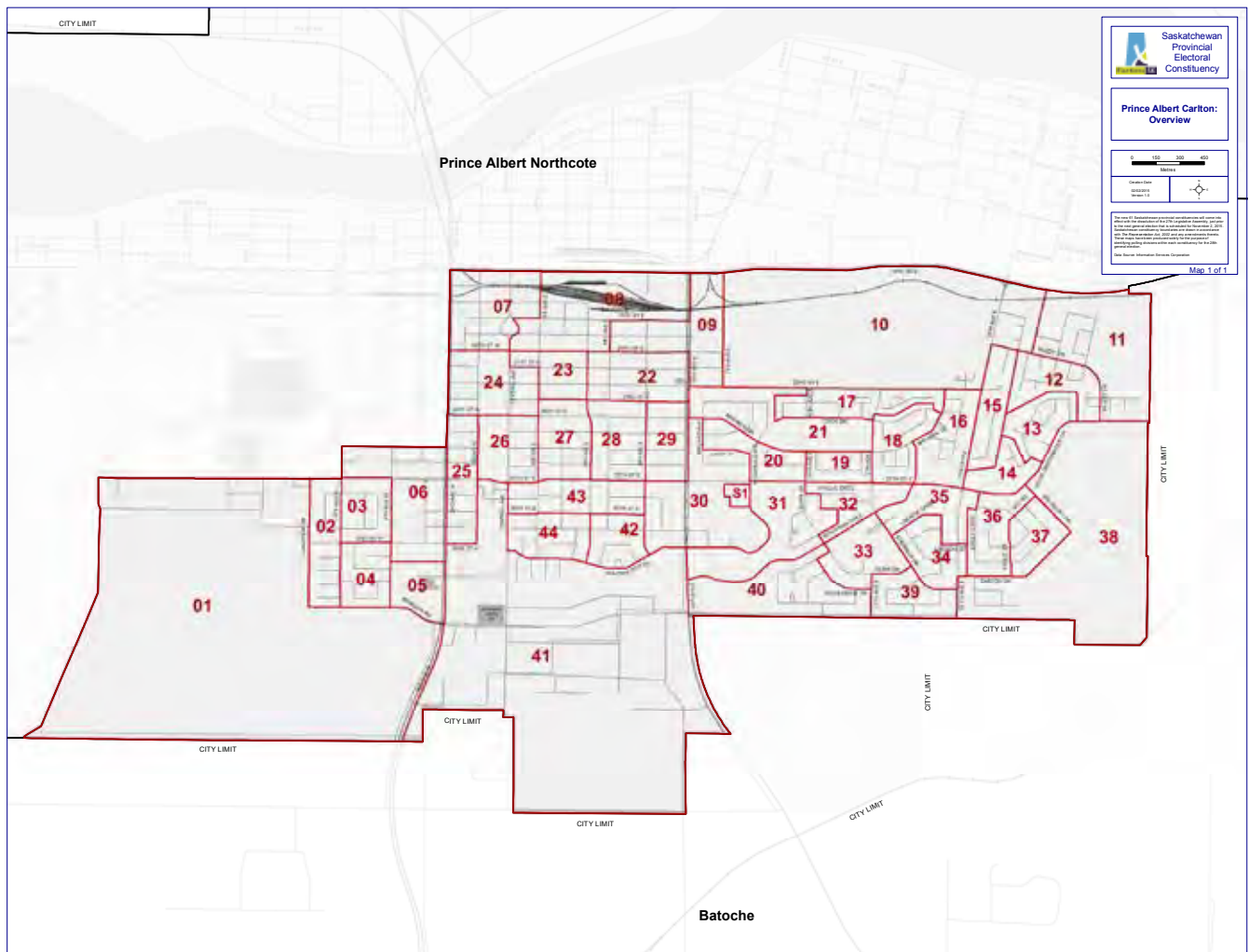
Town of Moosomin

MOOSOMIN - Polling Location			Votes Cast For						Ballots	
Poll	Poll Name	Registered Voters	Kate Ecklund	Janice Palmer	Ashlee Hicks	Lloyd Hauser	Steven Bonk	Trevor Bearance	Rejected Ballots	Votes For Cands
			GP	LIB	NDP	PC	SP	IND		
37	Kipling Friendship Centre	259	2	0	20	5	93	3	2	123
38	Friendship Centre	340	10	6	10	11	160	9	0	206
39	St. Andrew's United Church	257	0	1	4	5	77	0	1	87
40	Fleming Community Hall	306	6	5	6	4	103	6	0	130
41	Conexus Convention Centre	128	2	0	2	3	26	0	0	33
42	Conexus Convention Centre	141	3	0	5	1	43	0	0	52
43	Conexus Convention Centre	248	4	2	8	3	82	2	0	101
44	Conexus Convention Centre	337	5	2	10	5	106	3	0	131
45	Conexus Convention Centre	280	2	1	7	7	68	5	0	90
46	Conexus Convention Centre	421	8	2	16	5	145	8	0	184
47	Conexus Convention Centre	218	5	0	8	2	68	4	0	87
AP	Grenfell Community Hall	-	14	5	38	9	242	3	1	311
AP	Kipling Friendship Centre	-	4	7	22	7	204	3	0	247
AP	Montmartre Senior's Hall	-	2	7	35	6	204	2	0	256
AP	St. Alban's Anglican Church Parish Hall	-	21	6	50	19	458	30	0	584
AP	Legion Hall	-	13	5	20	7	161	1	0	207
	Absentee	-	0	1	5	4	34	2	0	46
	Hospital/Remand	-	1	4	2	2	11	2	5	22
MP1	Moosomin Integrated Care Facility	58	0	2	1	4	9	6	0	22
MP2	Broadview House, Centennial Lodge, Whitewood Nursing Home	76	1	5	3	6	12	0	0	27
MP3	Aspen Grove Ch, Grenfell Pioneer Home, Memory Lane Ch	46	0	7	6	3	9	3	1	28
MP4	Wolseley Memorial Union Hospital And Lakeside Home	68	1	3	7	3	13	1	1	28
MP5	Montmartre Ch, Kipling Integrated Health Centre	40	1	3	1	3	5	1	2	14
	<b>Totals</b>	<b>12570</b>	<b>244</b>	<b>191</b>	<b>1032</b>	<b>284</b>	<b>5142</b>	<b>218</b>	<b>18</b>	<b>7111</b>

	Candidate Elected - Steven Bonk									
	Plurality	4110								
	% of Registered Voters Who Voted	56.71%								
	% By Party		3.43%	2.69%	14.52%	3.99%	72.33%	3.07%		



# VOTE SUMMARY BY CONSTITUENCY POLLING DIVISION: PRINCE ALBERT CARLTON

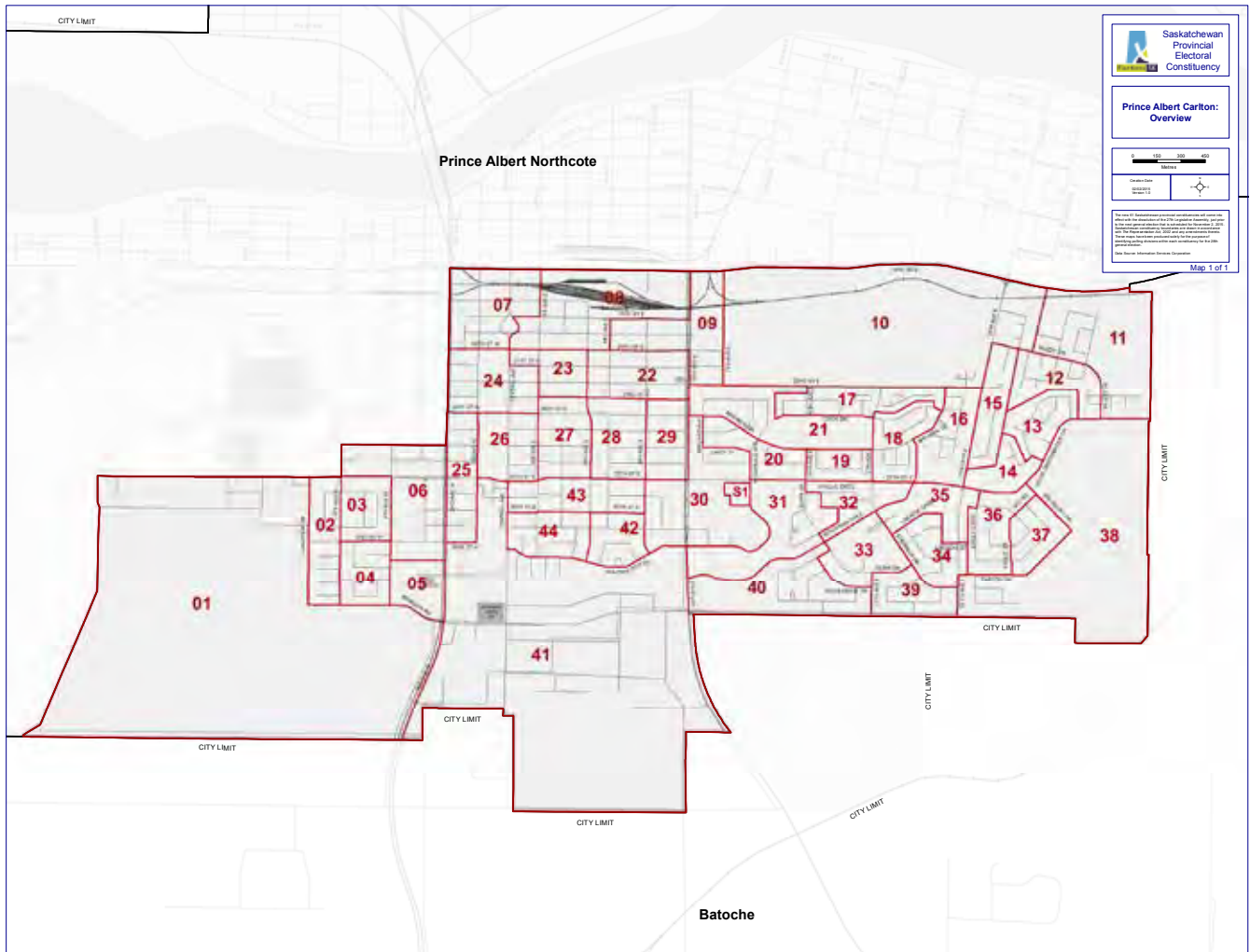


PRINCE ALBERT CARLTON - Polling Location			Votes Cast For				Ballots	
Poll	Poll Name	Registered Voters	Asia Yellowtail	Winston Mckay	Shayne Lazarowich	Joe Hargrave	Rejected Ballots	Votes For Cands
			GP	LIB	NDP	SP		
1	Arthur Pechey School	119	0	3	15	33	0	51
2	Arthur Pechey School	349	1	1	44	110	0	156
3	Arthur Pechey School	303	2	5	56	52	0	115
4	Arthur Pechey School	262	1	7	40	74	1	122
5	Arthur Pechey School	232	3	5	29	48	0	85
6	Arthur Pechey School	223	0	1	43	49	0	93
7	St. Joseph Church	258	2	6	29	43	1	80
8	King George Community School	264	1	3	31	30	0	65
9	John Diefenbaker School	267	0	0	41	31	0	72
10	École Holy Cross School	190	1	2	21	42	0	66
11	École Vickers School	398	0	2	58	104	0	164
12	École Holy Cross School	296	1	4	33	84	0	122
13	École Holy Cross School	294	1	1	28	85	0	115
14	École Holy Cross School	285	0	2	46	52	0	100
15	École Holy Cross School	275	2	3	39	55	0	99
16	École Holy Cross School	308	3	2	44	53	0	102
17	John Diefenbaker School	274	1	2	42	55	2	100
18	John Diefenbaker School	262	0	4	57	56	1	117
19	John Diefenbaker School	222	0	2	40	32	0	74
20	John Diefenbaker School	226	0	3	37	56	0	96
21	John Diefenbaker School	300	0	3	63	56	0	122
22	King George Community School	306	0	5	60	35	0	100
23	King George Community School	248	1	5	50	32	0	88
24	St. Joseph Church	279	0	0	43	41	0	84
25	St. Joseph Church	232	2	1	27	32	0	62
26	St. Joseph Church	250	1	2	34	48	0	85
27	St. Joseph Church	360	1	4	51	53	0	109
28	King George Community School	293	1	4	56	44	0	105
29	King George Community School	311	2	1	42	38	0	83
30A/30B	Vincent Massey School	446	2	5	62	65	0	134
31	Carlton Park Community Club Hall	234	0	3	35	32	0	70
32	Carlton Park Community Club Hall	238	0	6	28	32	0	66
33	Carlton Park Community Club Hall	313	0	3	49	39	0	91
34	École Vickers School	277	1	2	40	44	0	87
35	École Vickers School	336	2	8	23	33	1	66
36	École Vickers School	386	0	2	70	97	0	169

Continued on next page



PRINCE ALBERT CARLTON (CONTINUED)



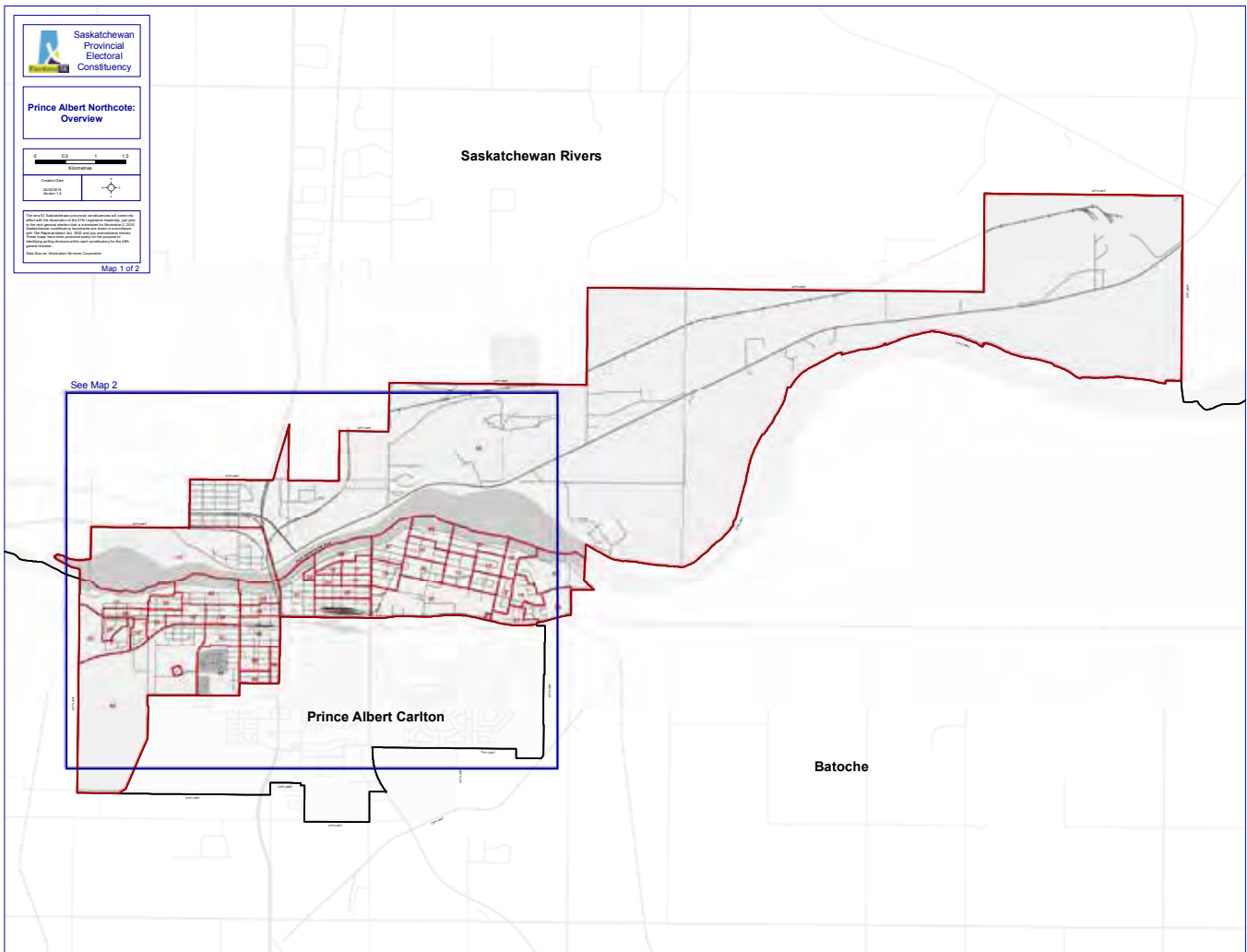


PRINCE ALBERT CARLTON - Polling Location			Votes Cast For				Ballots	
Poll	Poll Name	Registered Voters	Asia Yellowtail GP	Winston Mckay LIB	Shayne Lazarowich NDP	Joe Hargrave SP	Rejected Ballots	Votes For Cands
37	École Vickers School	269	2	5	44	83	0	134
38	École Vickers School	278	0	0	32	83	0	115
39	Carlton Park Community Club Hall	218	1	1	35	55	0	92
40	Carlton Park Community Club Hall	308	0	4	57	68	0	129
41	Vincent Massey School	360	1	1	57	63	0	122
42	Vincent Massey School	258	1	3	44	43	0	91
43	Vincent Massey School	272	2	4	46	45	0	97
44	Vincent Massey School	339	2	3	53	47	0	105
AP	Carlton Park Community Club Hall	-	7	29	461	713	0	1210
AP	Travelodge Prince Albert	-	5	13	252	343	1	613
	Absentee	-	2	2	26	64	2	94
	Hospital/Remand	-	0	1	8	0	5	9
MP1	Abbeyfield House, Mont St Joseph Home	106	3	10	16	23	1	52
MP2	Loewens Ch, Ika's Ch, Kopera's Ch, Sunny Days Ch	32	0	6	7	12	0	25
MP3	Caleb's Village	81	2	5	22	38	0	67
	Homebound Poll Prince Albert Carlton	-	0	0	4	8	0	12
	<b>Totals</b>	<b>12637</b>	<b>60</b>	<b>199</b>	<b>2670</b>	<b>3553</b>	<b>15</b>	<b>6482</b>

	Candidate Elected - Joe Hargrave							
	Plurality	883						
	% of Registered Voters Who Voted	51.41%						
	% By Party		0.93%	3.07%	41.19%	54.81%		



# VOTE SUMMARY BY CONSTITUENCY POLLING DIVISION: PRINCE ALBERT NORTHCOTE

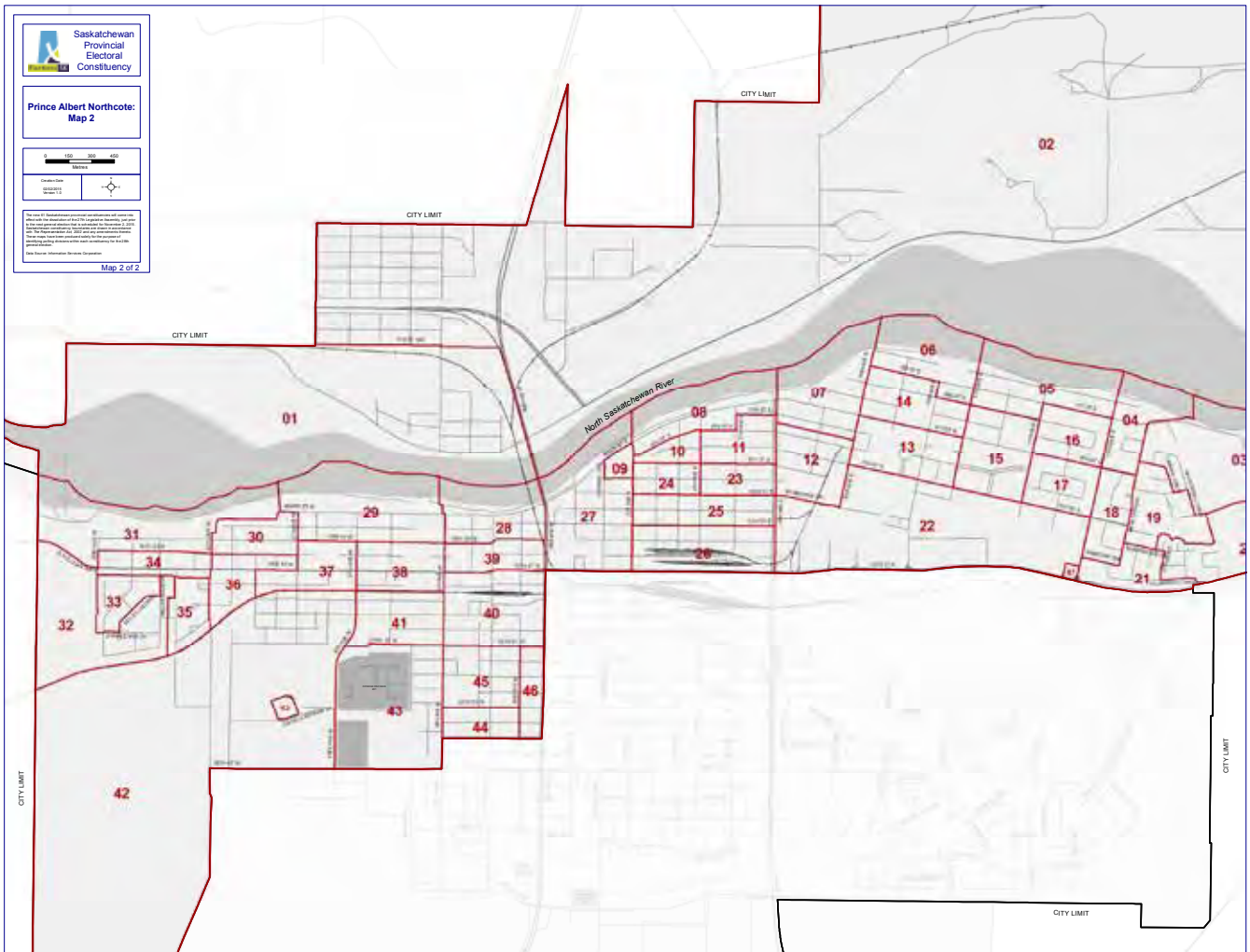


PRINCE ALBERT NORTHCOTE - Polling Location			Votes Cast For				Ballots	
Poll	Poll Name	Registered Voters	Trace Yellowtail	Jonathan Fraser	Nicole Rancourt	Victoria Jurgens	Rejected Ballots	Votes For Cands
			GP	LIB	NDP	SP		
1	Nordale Community Hall	257	1	2	49	58	1	110
2	Nordale Community Hall	313	1	1	60	109	0	171
3	W.J. Berezowsky School	200	1	3	24	38	0	66
4	St. John Community School	238	0	2	40	36	0	78
5	Princess Margaret School	294	2	0	66	42	0	110
6	Princess Margaret School	310	1	1	71	51	0	124
7	Midtown Hall	329	3	7	47	43	0	100
8	Midtown Hall	255	1	5	34	41	0	81
9	Northcote Manor	221	2	8	54	61	0	125
10	Carment Court	258	0	6	48	51	1	105
11	Midtown Hall	328	0	5	35	21	0	61
12	Midtown Hall	268	4	3	43	29	0	79
13	Princess Margaret School	308	3	3	40	44	0	90
14A/14B	Princess Margaret School	396	0	8	47	41	0	96
15	Princess Margaret School	239	1	4	49	42	1	96
16	St. John Community School	303	0	6	50	39	0	95
17	St. John Community School	302	1	2	59	55	0	117
18	St. John Community School	321	2	0	62	46	0	110
19	W.J. Berezowsky School	333	3	4	58	45	0	110
20	W.J. Berezowsky School	186	1	1	31	58	0	91
21	W.J. Berezowsky School	335	1	3	75	71	0	150
22	St. John Community School	290	1	1	28	18	0	48
23	Midtown Hall	211	0	1	39	19	0	59
24	Sherman Towers	283	3	8	62	33	0	106
25	Midtown Hall	363	3	7	52	44	0	106
26	Midtown Hall	273	6	5	20	26	0	57
27	St. Mary High School	168	0	1	9	4	0	14
28	St. Mary High School	262	0	5	41	19	1	65
29	Parkland Community Centre	311	2	3	50	22	0	77
30	St. Michael Community School	301	1	14	53	11	0	79
31	St. Michael Community School	297	1	5	34	26	0	66
32	St. Michael Community School	257	2	3	44	47	0	96
33	St. Michael Community School	244	3	2	56	44	0	105
34	St. Michael Community School	277	0	3	41	21	0	65
35	St. Michael Community School	201	1	6	23	13	0	43
36	St. Michael Community School	243	1	3	32	19	0	55

Continued on next page



PRINCE ALBERT NORTHCOTE (CONTINUED)

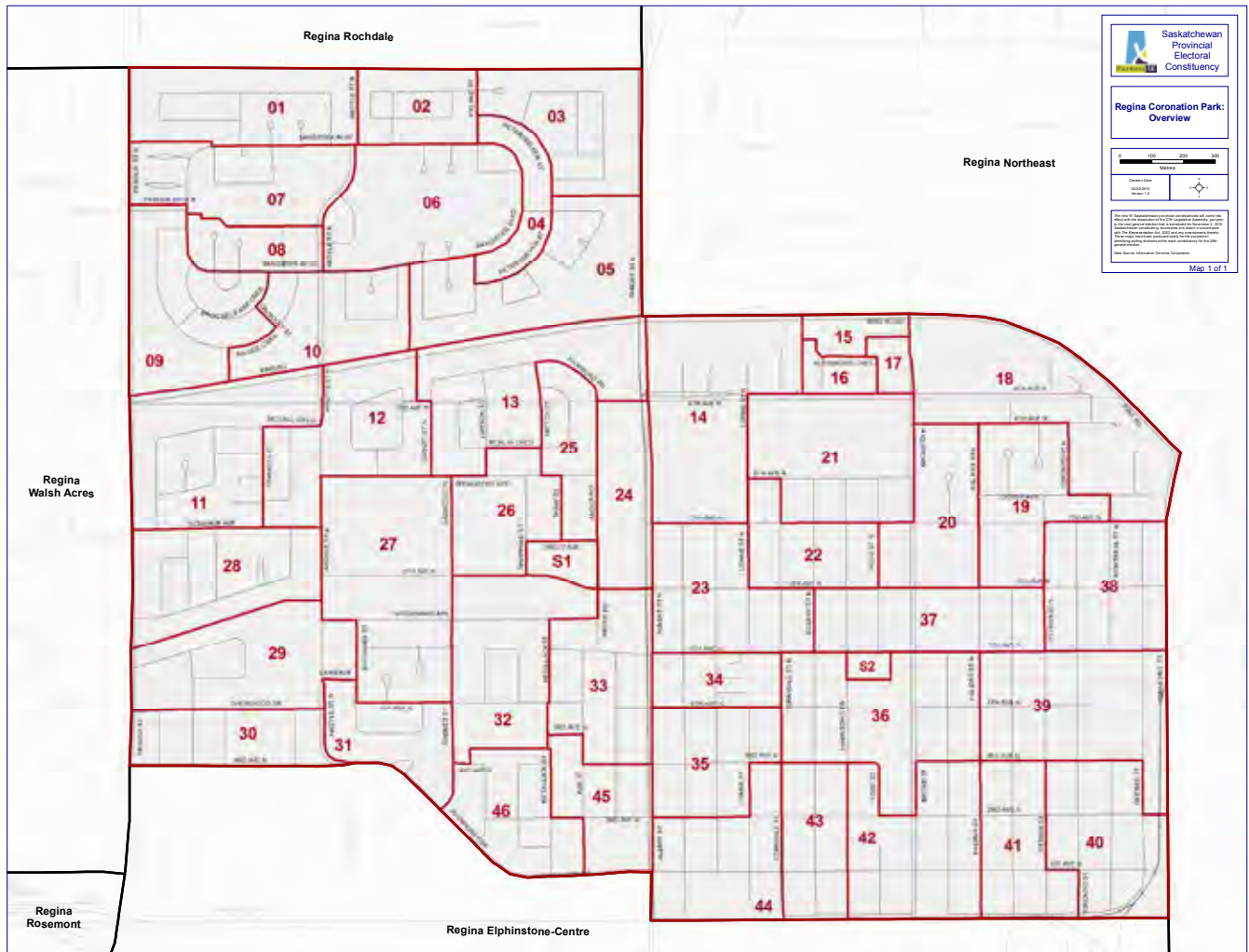


PRINCE ALBERT NORTHCOTE - Polling Location			Votes Cast For					Ballots	
Poll	Poll Name	Registered Voters	Trace Yellowtail	Jonathan Fraser	Nicole Rancourt	Victoria Jurgens	Rejected Ballots	Votes For Cands	
			GP	LIB	NDP	SP			
37	Parkland Community Centre	251	1	2	35	26	0	64	
38	Parkland Community Centre	276	3	11	49	24	0	87	
39	St. Mary High School	182	1	2	37	23	0	63	
40	St. Mary High School	291	0	4	45	38	0	87	
41	Parkland Community Centre	263	1	4	47	25	0	77	
42	Parkland Community Centre	281	1	3	19	13	0	36	
43A/43B	St. Anne School	417	3	7	78	92	0	180	
44	St. Anne School	204	3	3	45	52	2	103	
45	St. Anne School	283	0	1	55	56	0	112	
46	St. Anne School	179	2	3	33	24	0	62	
AP	AP 1 - Midtown Hall	-	6	18	282	310	1	616	
AP	AP 2 - Midtown Hall	-	7	25	288	287	0	607	
	Absentee	-	0	3	33	29	5	65	
	Hospital/Remand	-	0	3	16	3	1	22	
MP1	Serentiy Ch, Liza's Ch, Lori's Ch, Villeneuve Ch, Govor's Guest House	40	2	2	5	6	1	15	
MP2	Golden Acres Ch, Nelson Ch, Sisters of the Presentation of Mary	84	2	20	12	17	2	51	
MP3	Herb Bassett Home, Pineview Terrace	192	4	17	26	34	10	81	
MP4	Good Shepherd Villa	62	0	3	15	42	0	60	
	Homebound Poll Prince Albert Northcote	-	0	0	6	3	0	9	
	<b>Totals</b>	<b>12980</b>	<b>88</b>	<b>272</b>	<b>2752</b>	<b>2491</b>	<b>26</b>	<b>5603</b>	

	Candidate Elected - Nicole Rancourt							
	Plurality	261						
	% of Registered Voters Who Voted	43.37%						
	% By Party		1.57%	4.85%	49.12%	44.46%		



# VOTE SUMMARY BY CONSTITUENCY POLLING DIVISION: REGINA CORONATION PARK

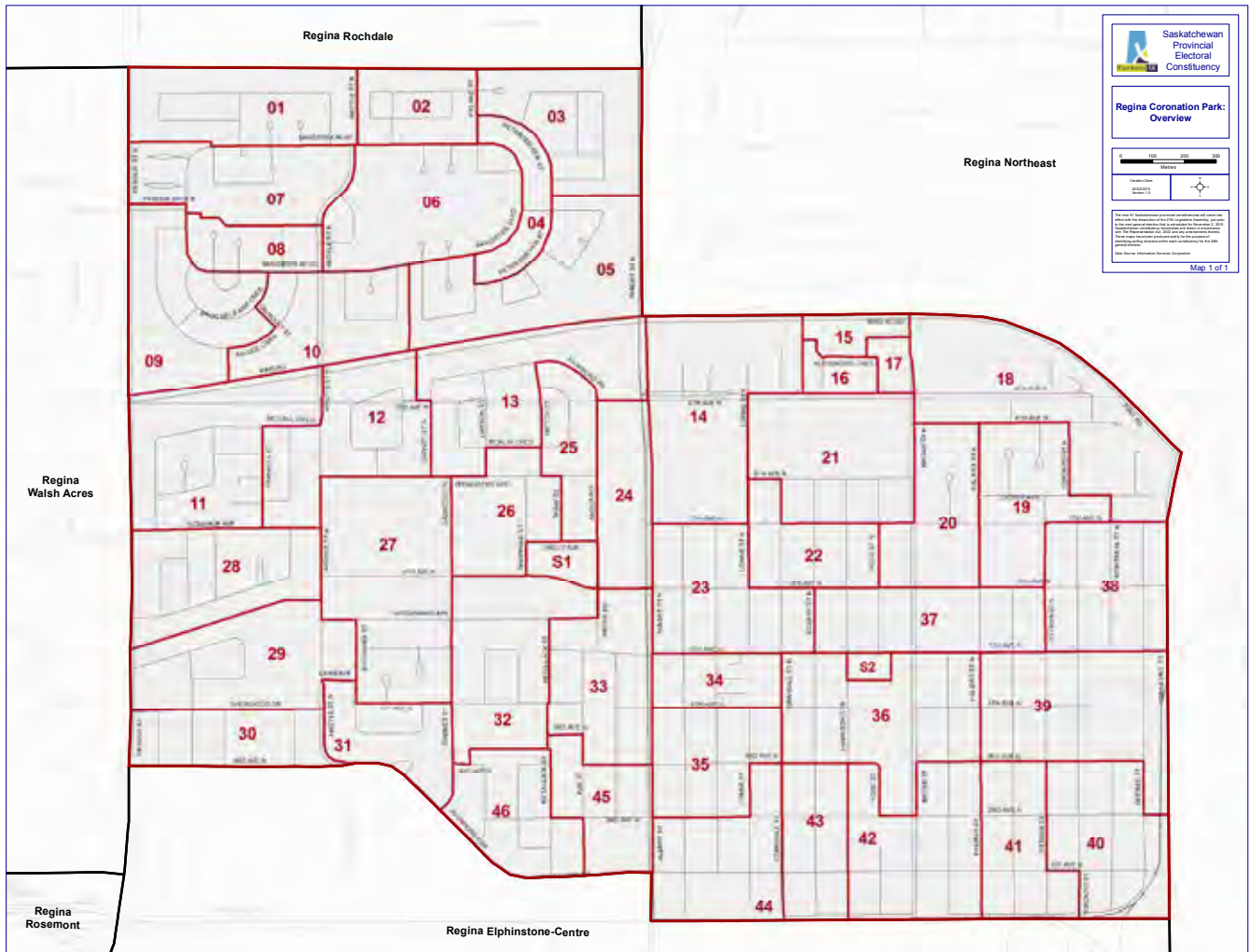


REGINA CORONATION PARK - Polling Location			Votes Cast For					Ballots	
Poll	Poll Name	Registered Voters	Melvin Pylypchuk	Tara Jijian	Ted Jaleta	Mark Docherty	Douglas Hudgin	Rejected Ballots	Votes For Cands
			GP	LIB	NDP	SP	IND		
1	St. Timothy School	310	5	2	68	88	2	0	165
2	Dr. L. M. Hanna	260	0	8	49	73	1	0	131
3	Dr. L. M. Hanna	276	1	3	63	56	0	0	123
4	Dr. L. M. Hanna	186	2	3	51	45	0	0	101
5	Dr. L. M. Hanna	333	1	3	64	72	4	0	144
6	Dr. L. M. Hanna	287	3	5	69	55	1	0	133
7	St. Timothy School	183	3	7	33	34	3	1	80
8	St. Timothy School	182	2	7	34	20	1	0	64
9	St. Timothy School	318	3	4	49	69	1	1	126
10	St. Timothy School	290	5	3	43	67	1	1	119
11	St Peter's Church Auditorium	297	4	3	50	59	0	0	116
12	Gladys McDonald School	322	2	3	67	72	4	0	148
13	Gladys McDonald School	268	0	0	47	88	1	0	136
14	Harvest City Church	251	1	6	35	56	0	0	98
15	Harvest City Church	111	0	0	21	24	0	0	45
16	Harvest City Church	248	0	5	41	29	2	1	77
17	Our Lady of Peace Parish	86	0	0	12	17	0	0	29
18	Our Lady of Peace Parish	300	0	4	51	59	2	0	116
19	Our Lady of Peace Parish	285	3	2	39	60	0	0	104
20	Our Lady of Peace Parish	260	0	2	40	48	2	0	92
21	Harvest City Church	257	2	4	41	44	0	0	91
22	Harvest City Church	216	1	2	50	40	0	0	93
23	Imperial School	309	3	5	44	58	0	0	110
24	Coronation Park School	254	2	5	40	20	0	0	67
25	Gladys McDonald School	303	0	12	49	69	0	0	130
26	Gladys McDonald School	227	2	6	39	33	1	0	81
27	Gladys McDonald School	324	1	6	52	83	1	0	143
28	St. Peter's Church Auditorium	336	2	2	68	64	1	0	137
29	St. Peter's Church Auditorium	241	2	3	43	41	1	0	90
30	St. Peter's Church Auditorium	193	1	2	23	14	1	1	41
31	St. Peter's Church Auditorium	187	1	8	34	27	3	0	73
32	Coronation Park School	273	2	2	72	59	2	1	137
33	Coronation Park School	287	2	8	58	32	1	0	101
34	Imperial School	185	1	2	27	11	0	0	41
35	Imperial School	228	3	6	28	21	1	0	59
36	McDermid School	314	0	5	50	45	0	0	100

Continued on next page



REGINA CORONATION PARK (CONTINUED)



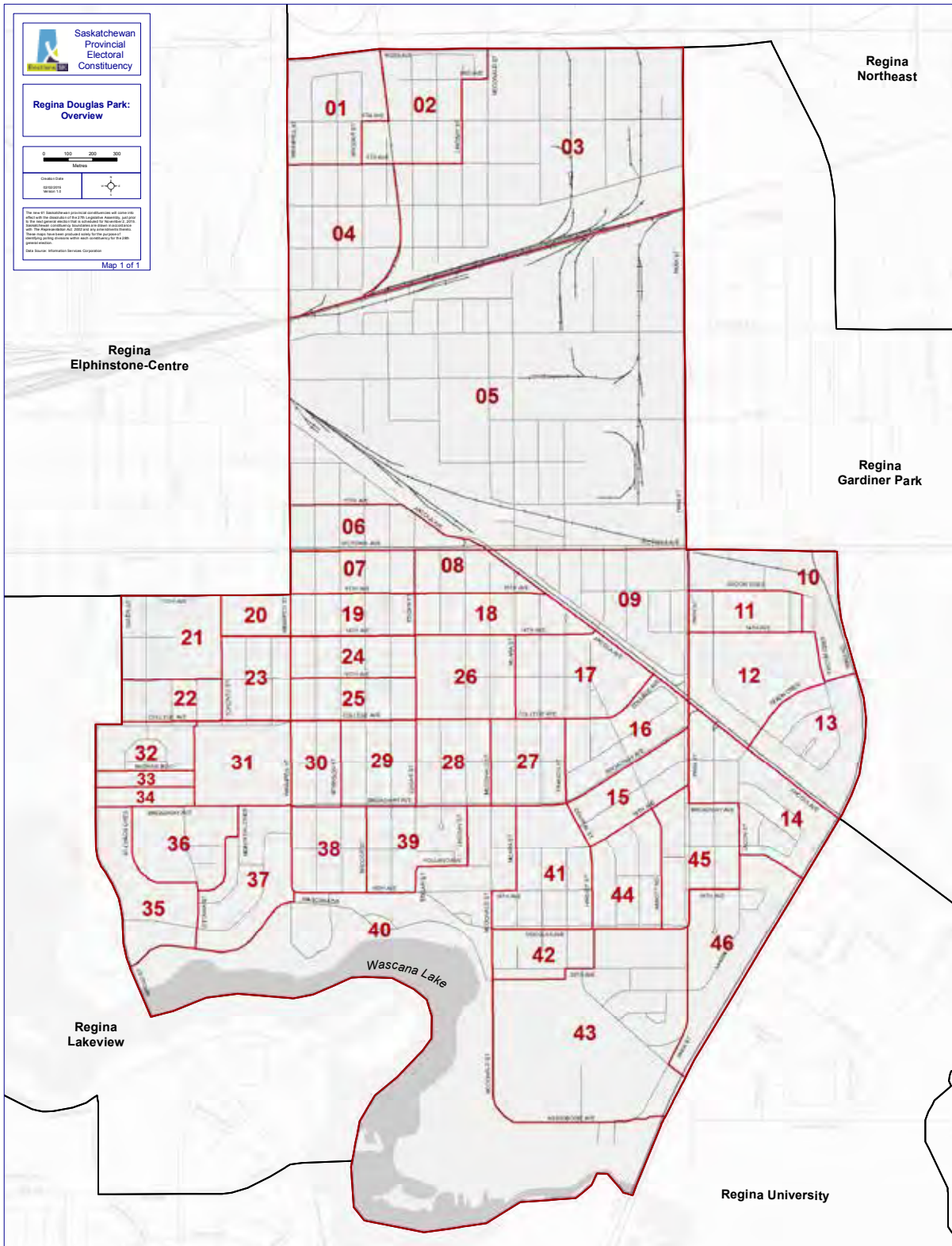


REGINA CORONATION PARK - Polling Location			Votes Cast For					Ballots	
Poll	Poll Name	Registered Voters	Melvin Pylypchuk	Tara Jijian	Ted Jaleta	Mark Docherty	Douglas Hudgin	Rejected Ballots	Votes For Cands
			GP	LIB	NDP	SP	IND		
37	Our Lady of Peace Parish	309	0	2	52	40	3	0	97
38	Our Lady of Peace Parish	314	1	2	56	42	2	1	103
39	McDermid School	286	2	6	60	31	1	0	100
40	McDermid School	288	4	8	46	37	2	0	97
41	McDermid School	323	4	3	38	37	2	1	84
42	McDermid School	302	2	5	52	25	0	0	84
43	Imperial School	239	3	5	21	33	1	0	63
44	Imperial School	204	1	4	21	21	0	0	47
45	Coronation Park School	211	2	1	26	31	1	0	61
46	Coronation Park School	278	1	2	47	52	2	0	104
AP	Ap 1 - St. Peter's Church Auditorium	-	2	14	201	235	3	2	455
AP	Ap 1 - Our Lady of Peace Parish	-	10	21	271	312	5	0	619
AP	Ap 2 - St. Peter's Church Auditorium	-	6	10	218	218	7	1	459
AP	Ap 2 - Our Lady of Peace Parish	-	0	2	64	99	0	0	165
	Absentee	-	0	1	6	12	0	3	19
	Hospital/Remand	-	0	1	8	3	0	5	12
MP1	Williams Booth Special Ch, Regina Lutheran Special Ch	116	2	5	16	16	4	0	43
MP2	Highland Park Ch, Joyti Ch, Martha House Incorp, Olga's Ch, Shady Pines, Welchman Extendivilla	45	3	4	9	8	0	1	24
	Homebound Poll Regina Coronation Park	-	0	1	5	4	0	0	10
	<b>Totals</b>	<b>12102</b>	<b>103</b>	<b>245</b>	<b>2861</b>	<b>3008</b>	<b>70</b>	<b>20</b>	<b>6287</b>

	Candidate Elected - Mark Docherty								
	Plurality	147							
	% of Registered Voters Who Voted	52.12%							
	% By Party		1.64%	3.90%	45.51%	47.84%	1.11%		



# VOTE SUMMARY BY CONSTITUENCY POLLING DIVISION: REGINA DOUGLAS PARK

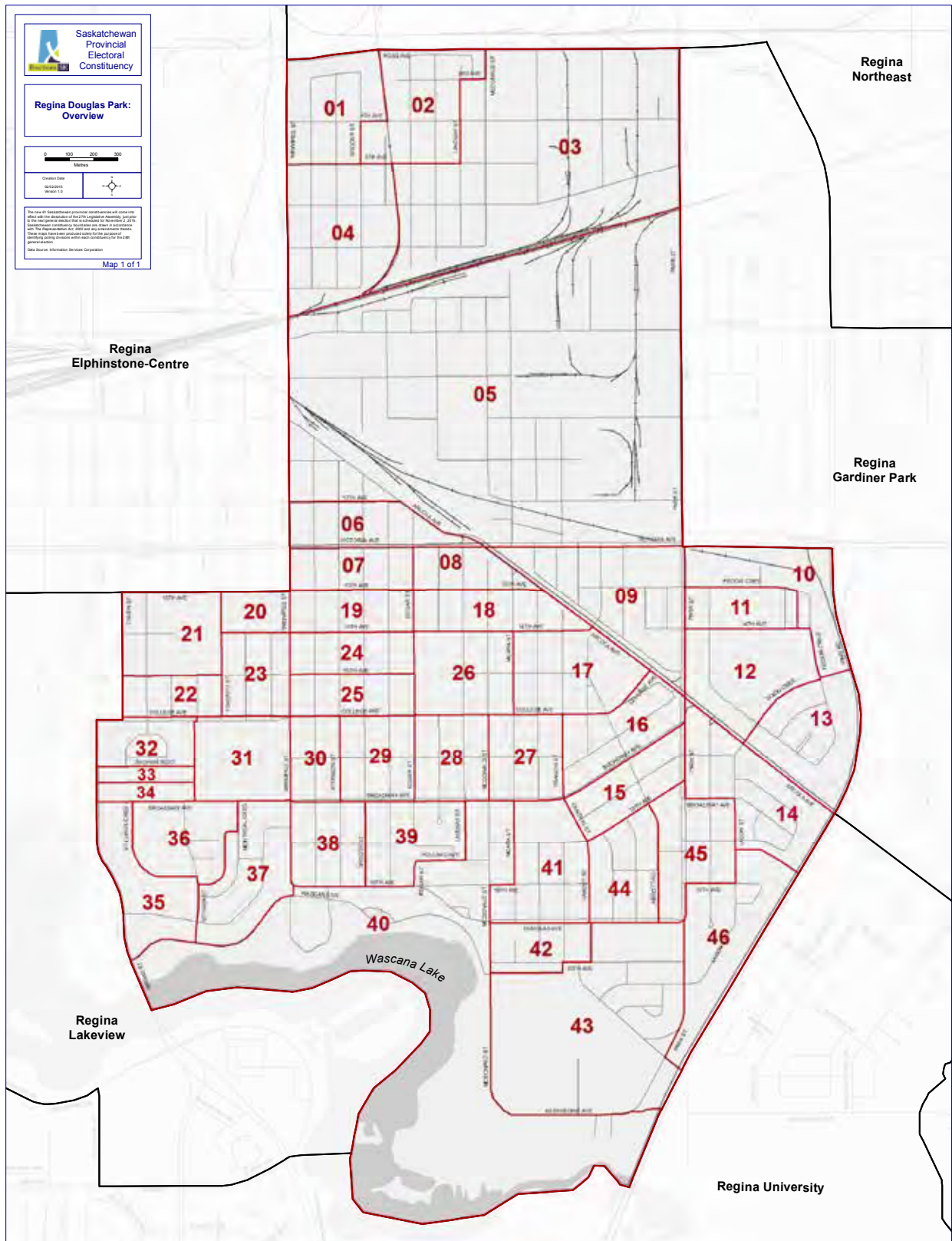


REGINA DOUGLAS PARK - Polling Location			Votes Cast For				Ballots	
Poll	Poll Name	Registered Voters	Victor Lau	Curt Schroeder	Nicole Sarauer	CJ Katz	Rejected Ballots	Votes For Cands
			GP	LIB	NDP	SP		
1	Eastview Community Centre	290	9	6	42	39	1	96
2	Eastview Community Centre	305	12	7	52	40	1	111
3	Eastview Community Centre	311	9	7	55	40	1	111
4	Eastview Community Centre	340	7	9	72	45	0	133
5	Holy Trinity Serbian Church Hall	201	2	4	27	25	0	58
6	Holy Trinity Serbian Church Hall	221	3	5	29	15	1	52
7	Core Ritchie Neighbourhood Centre	232	1	4	53	19	0	77
8	Arcola School	176	8	2	28	16	0	54
9	Campus Regina Public - Cochrane Campus	299	5	6	53	29	0	93
10	Campus Regina Public - Cochrane Campus	296	5	4	45	30	0	84
11	Campus Regina Public - Cochrane Campus	252	3	9	37	23	0	72
12	Campus Regina Public - Cochrane Campus	178	3	2	18	37	0	60
13	Campus Regina Public - Cochrane Campus	287	16	3	59	43	0	121
14	Douglas Park School	293	9	3	60	53	0	125
15	Arcola School	215	1	4	36	46	0	87
16	Arcola School	284	6	3	49	44	2	102
17	Arcola School	269	11	7	65	24	0	107
18	Arcola School	328	9	3	34	36	0	82
19	Core Ritchie Neighbourhood Centre	275	7	5	59	28	0	99
20	Regina Senior's Centre	217	7	10	44	40	2	101
21	Regina Senior's Centre	280	8	5	46	18	0	77
22	Regina Senior's Centre	286	3	6	66	28	0	103
23	Regina Seniors Centre	320	15	7	66	28	0	116
24	Core Ritchie Neighbourhood Centre	269	11	4	67	27	0	109
25	Core Ritchie Neighbourhood Centre	246	3	3	40	28	0	74
26	Core Ritchie Neighbourhood Centre	241	6	6	40	32	0	84
27	Arcola School	272	5	2	62	27	1	96
28	Core Ritchie Neighbourhood Centre	286	13	9	47	33	0	102
29	Miller High School - Gym A	291	5	6	73	31	0	115
30	Miller High School - Gym A	185	4	4	39	30	0	77
31	Broadway Terrace	290	15	17	89	80	1	201
32	College Park I	259	2	19	61	96	1	178
33	College Park II*	51	1	12	33	61	0	107

Continued on next page



REGINA DOUGLAS PARK (CONTINUED)



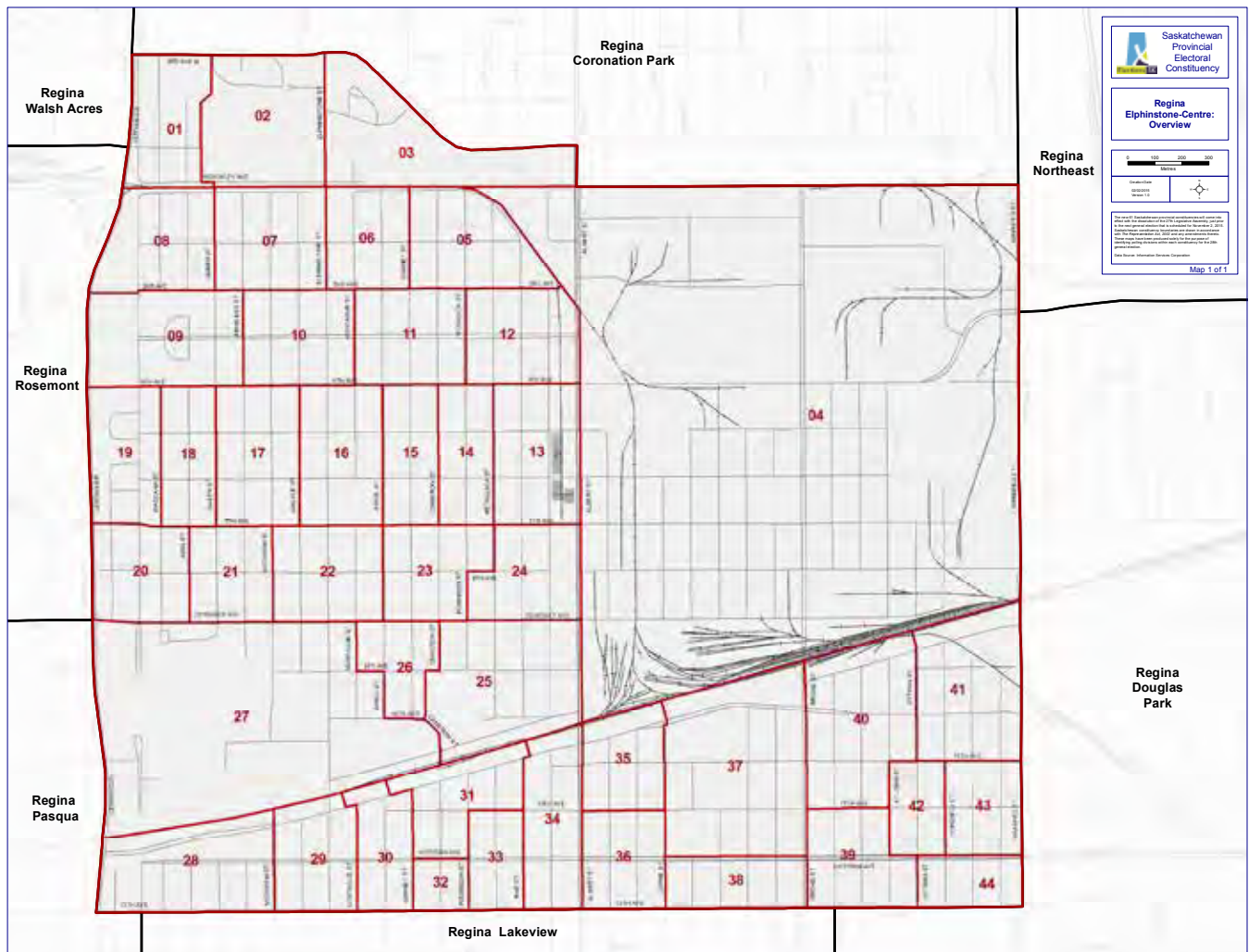
REGINA DOUGLAS PARK - Polling Location			Votes Cast For				Ballots	
Poll	Poll Name	Registered Voters	Victor Lau	Curt Schroeder	Nicole Sarauer	CJ Katz	Rejected Ballots	Votes For Cands
			GP	LIB	NDP	SP		
34	Cedarwood Manor	133	6	4	31	49	1	90
35	Miller High School - Gym A	256	6	8	49	26	0	89
36	Miller High School - Gym A	243	6	3	41	34	0	84
37	Miller High School - Gym A	268	4	4	77	40	0	125
38	Miller High School - Gym A	266	6	3	62	43	0	114
39	Broadway United Church	270	10	4	59	50	0	123
40	Broadway United Church	258	9	3	75	46	0	133
41	Broadway United Church	311	4	4	59	64	1	131
42	Douglas Park School	207	9	3	56	39	0	107
43	Douglas Park School	281	5	6	76	61	0	148
44	Douglas Park School	261	8	1	67	57	0	133
45	Douglas Park School	257	8	5	68	50	0	131
46	Douglas Park School	252	2	4	55	71	0	132
AP	AP 1 - Core Ritchie Neighbourhood Centre	-	36	23	273	242	0	574
AP	AP 2 - Core Ritchie Neighbourhood Centre	-	26	15	259	200	2	500
AP	AP 3 - Core Ritchie Neighbourhood Centre	-	28	23	234	209	0	494
	Absentee	-	3	0	13	12	2	28
	Hospital/Remand	-	0	3	10	8	5	21
MP1	Kozy Corner Personal Ch, College Park II	110	1	4	21	14	0	40
MP2	Qu'appelle House, Spruce Lane Ch	65	0	8	8	12	0	28
	Homebound Poll Regina Douglas Park	-	0	1	3	13	0	17
	<b>Totals</b>	<b>11983</b>	<b>401</b>	<b>332</b>	<b>3242</b>	<b>2531</b>	<b>22</b>	<b>6506</b>

	Candidate Elected - Nicole Sarauer							
	Plurality	711						
	% of Registered Voters Who Voted	54.48%						
	% By Party		6.16%	5.10%	49.83%	38.90%		

\*107 ballots were cast at this poll while only 51 voters were registered at the poll. A mobile poll was held at the same location and it appears as if these polls were administratively combined on election day.



# VOTE SUMMARY BY CONSTITUENCY POLLING DIVISION: REGINA ELPHINSTONE-CENTRE



REGINA ELPHINSTONE-CENTRE - Polling Location			Votes Cast For				Ballots	
Poll	Poll Name	Registered Voters	Dianna Hologroski	Patrick Denis	Warren McCall	Bill Stevenson	Rejected Ballots	Votes For Cands
			GP	LIB	NDP	SP		
1	The Gathering Place	283	1	9	47	29	1	86
2	The Gathering Place	198	1	3	32	13	0	49
3	The Gathering Place	230	7	3	32	39	0	81
4	Kitchener School	173	1	1	23	30	0	55
5	Kitchener School	325	1	6	44	21	0	72
6	The Gathering Place	239	5	0	16	16	0	37
7	The Gathering Place	294	3	5	45	24	0	77
8	The Gathering Place	250	1	6	37	17	0	61
9	Seven Stones School	319	3	4	60	40	6	107
10	Kitchener School	298	1	5	56	29	0	91
11	Kitchener School	261	5	3	38	18	1	64
12	Kitchener School	300	0	1	27	16	0	44
13	Albert Scott Community Centre	317	0	1	19	12	0	32
14	Albert Scott Community Centre	296	5	0	39	14	0	58
15	Albert Scott Community Centre	267	0	1	39	16	0	56
16	Albert Scott Community Centre	284	0	8	42	22	1	72
17	Seven Stones School	355	3	9	60	23	0	95
18	Seven Stones School	245	2	1	34	31	0	68
19	Seven Stones School	263	4	3	47	28	1	82
20	Seven Stones School	275	1	1	38	14	0	54
21	Seven Stones School	269	2	3	48	16	0	69
22	Albert Scott Community Centre	311	1	2	36	15	0	54
23	Albert Scott Community Centre	283	3	1	31	12	0	47
24	Indian Metis Christian Fellowship	293	4	5	17	15	0	41
25	Indian Metis Christian Fellowship	234	4	1	30	8	0	43
26	Indian Metis Christian Fellowship	226	1	5	35	12	1	53
27	Indian Metis Christian Fellowship	215	1	2	46	3	0	52
28	Cathedral Neighbourhood Recreational Centre	312	6	8	85	25	0	124
29	Cathedral Neighbourhood Recreational Centre	269	4	10	71	24	0	109
30	Cathedral Neighbourhood Recreational Centre	269	3	3	87	20	0	113
31	Cathedral Neighbourhood Recreational Centre	255	3	11	57	8	0	79
32	Cathedral Neighbourhood Recreational Centre	108	3	3	29	4	0	39
33	Cathedral Neighbourhood Recreational Centre	246	4	3	59	26	0	92

Continued on next page



REGINA ELPHINSTONE-CENTRE (CONTINUED)



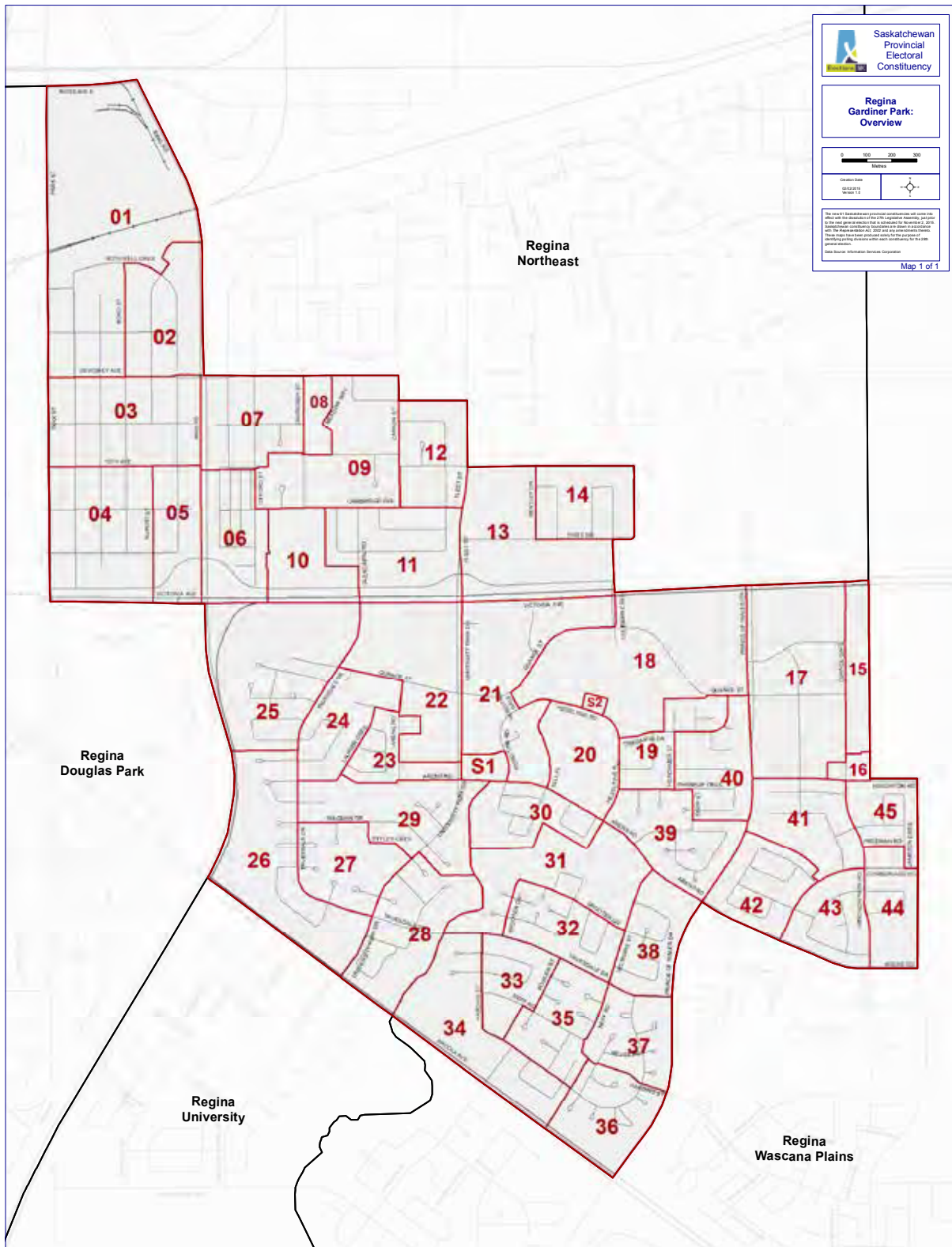


REGINA ELPHINSTONE-CENTRE - Polling Location			Votes Cast For				Ballots	
Poll	Poll Name	Registered Voters	Dianna Hologroski	Patrick Denis	Warren McCall	Bill Stevenson	Rejected Ballots	Votes For Cands
			GP	LIB	NDP	SP		
34	34/35 YMCA of Regina	240	5	4	29	17	0	55
35	<i>Combined With Poll 34</i>	-	-	-	-	-	-	-
36	YMCA of Regina	167	3	7	39	18	0	67
37	YMCA of Regina	134	0	3	25	18	0	46
38	YMCA of Regina	235	5	5	45	22	0	77
39	Trinity Lutheran Church	303	6	4	52	15	0	77
40	Trinity Lutheran Church	255	1	3	25	13	0	42
41	Trinity Lutheran Church	208	2	8	23	22	0	55
42	Trinity Lutheran Church	189	4	6	40	14	0	64
43	Trinity Lutheran Church	298	8	8	33	14	0	63
44	Trinity Lutheran Church	138	2	2	26	20	0	50
AP	Albert Scott Community Centre	-	19	25	317	170	0	531
AP	Cathedral Neighbourhood Recreational Centre	-	24	28	293	138	0	483
	Absentee	-	0	2	20	8	1	30
	Hospital/Remand	-	4	11	47	15	3	77
MP1	Davis Mews	141	1	11	49	40	1	101
MP2	Forman House, Grace Lutheran Place	97	1	4	26	34	0	65
MP3	St. Basil's Manor	51	1	5	13	18	0	37
MP4	Trianon Tower	117	4	9	41	28	1	82
MP5	Renaissance Retirement Residence	133	3	16	42	40	2	101
MP6	Palliser Place	130	2	8	52	46	1	108
	Homebound Poll Regina Elphinstone-Centre	-	0	1	5	1	0	7
	<b>Totals</b>	<b>11598</b>	<b>178</b>	<b>297</b>	<b>2648</b>	<b>1351</b>	<b>20</b>	<b>4474</b>

	Candidate Elected - Warren McCall							
	Plurality	1297						
	% of Registered Voters Who Voted	38.75%						
	% By Party		3.98%	6.64%	59.19%	30.20%		



# VOTE SUMMARY BY CONSTITUENCY POLLING DIVISION: REGINA GARDINER PARK

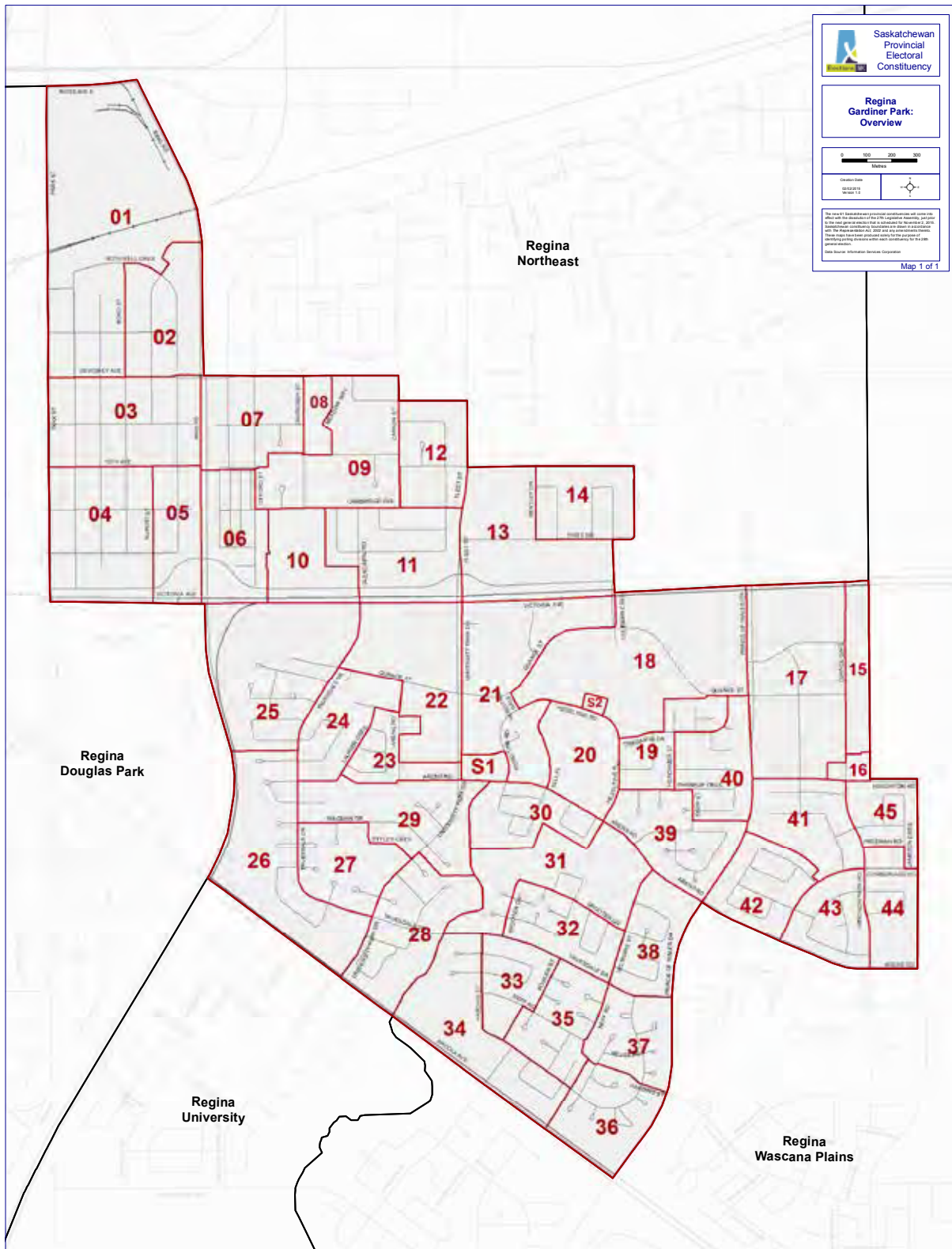


REGINA GARDINER PARK - Polling Location			Votes Cast For				Ballots	
Poll	Poll Name	Registered Voters	Liam Becker Lau	Jesse Albanez	Faycal Haggui	Gene Makowsky	Rejected Ballots	Votes For Cands
			GP	LIB	NDP	SP		
1	Church of Christ	306	3	2	42	69	0	116
2	Church of Christ	342	5	6	64	65	0	140
3	Church of Christ	368	3	7	77	70	0	157
4	Church of Christ	289	0	4	51	66	0	121
5	Church of Christ	149	2	2	23	19	0	46
6	Dr. George Ferguson School	212	2	4	28	26	0	60
7	Dr. George Ferguson School	214	4	5	37	34	1	80
8	St. Catherine's School	118	3	4	8	15	0	30
9A/9B	Dr. George Ferguson School	504	4	8	84	138	1	234
10	Dr. George Ferguson School	229	4	7	32	30	1	73
11	St. Catherine's School	304	4	6	38	84	0	132
12	St. Catherine's School	237	6	3	63	63	0	135
13	F.W. Johnson School	224	3	0	32	34	0	69
14	F.W. Johnson School	307	4	10	59	58	1	131
15	Aurora Condo	96	1	6	16	49	1	72
16	Windsor Park Pointe 1	170	2	6	33	64	0	105
17	F.w. Johnson School	74	0	0	3	16	1	19
18	18/21 Queen Victoria Estates	287	2	15	51	111	2	179
19	F.W. Johnson School	309	1	5	39	86	0	131
20	Regina Chinese Alliance Church	385	4	6	44	96	0	150
21	<i>Combined With Poll 18</i>	-	-	-	-	-	-	-
22	École Wilfred Walker	162	0	5	5	10	0	20
23	École Wilfred Walker	239	0	3	32	83	0	118
24	École Wilfred Walker	229	5	10	45	67	0	127
25	École Wilfred Walker	309	3	4	48	107	1	162
26	Living Spirit Church	317	2	8	46	79	0	135
27	École Wilfred Walker	221	3	3	35	67	0	108
28	Living Spirit Church	262	0	4	43	61	0	108
29A/29B	École Wilfred Walker	261	6	15	84	102	0	207
30	F.W. Johnson School	305	1	2	24	78	0	105
31	W.F. Ready School	219	3	11	45	41	0	100
32	St. Marguerite School	356	2	2	50	104	0	158
33	St. Marguerite School	299	1	5	35	53	0	94
34	Living Spirit Church	220	2	4	33	41	0	80
35	St. Marguerite School	304	2	5	30	70	1	107
36	St. Marguerite School	203	0	0	23	28	0	51
37	St. Marguerite School	249	2	1	33	47	0	83

Continued on next page



REGINA GARDINER PARK (CONTINUED)

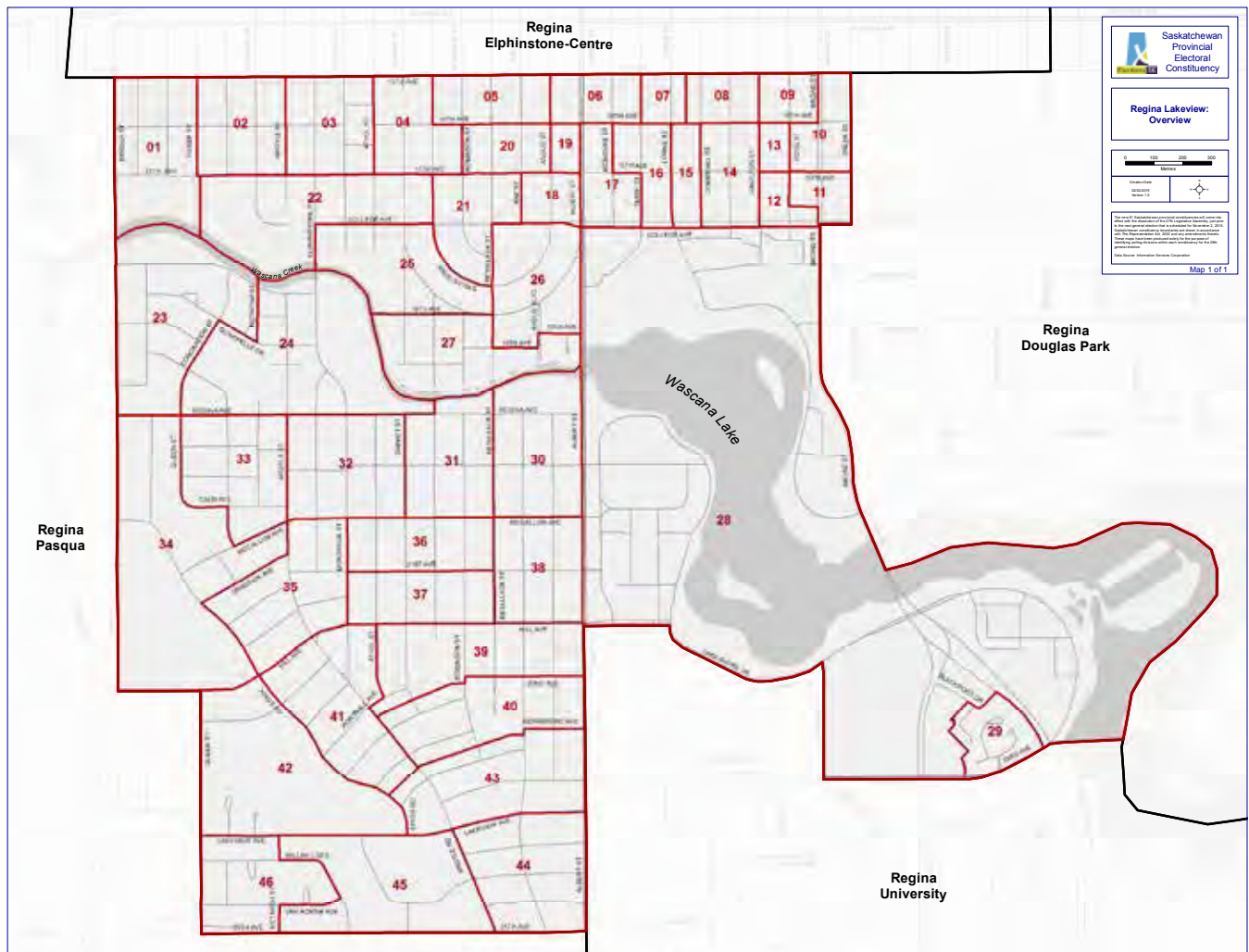


REGINA GARDINER PARK - Polling Location			Votes Cast For				Ballots	
Poll	Poll Name	Registered Voters	Liam Becker Lau	Jesse Albanez	Faycal Haggui	Gene Makowsky	Rejected Ballots	Votes For Cands
			GP	LIB	NDP	SP		
38	F.W. Johnson School	309	1	3	39	52	1	95
39	Regina Chinese Alliance Church	335	2	5	65	100	0	172
40	F.W. Johnson School	294	6	8	36	58	0	108
41	W.F. Ready School	250	0	7	15	74	0	96
42	W.F. Ready School	315	2	4	25	106	0	137
43	W.F. Ready School	296	0	3	35	96	0	134
44	W.F. Ready School	324	1	4	34	92	0	131
45	W.F. Ready School	233	1	2	30	54	0	87
AP	AP 1 - Living Spirit Church	-	16	23	241	425	1	705
AP	AP 2 - Living Spirit Church	-	4	19	238	453	4	714
AP	AP 3 - Living Spirit Church	-	9	13	218	384	0	624
	Absentee	-	1	1	26	76	5	104
	Hospital/Remand	-	0	0	2	6	5	8
MP1	Riverbend Crossing Memory Care Community, Victoria Park Personal Care Community	101	4	11	11	32	2	58
MP2	Gardiner Point Ch Ltd, Golden Years Manor, Royal Oaks Ch, Star Treatment Services Inc	40	2	3	3	15	0	23
	Homebound Poll Regina Gardiner Park	-	0	0	6	5	0	11
<b>Totals</b>		<b>11776</b>	<b>138</b>	<b>294</b>	<b>2459</b>	<b>4259</b>	<b>28</b>	<b>7150</b>

Candidate Elected - Gene Makowsky								
Plurality		1800						
% of Registered Voters Who Voted		60.95%						
% By Party			1.93%	4.11%	34.39%	59.57%		



# VOTE SUMMARY BY CONSTITUENCY POLLING DIVISION: REGINA LAKEVIEW

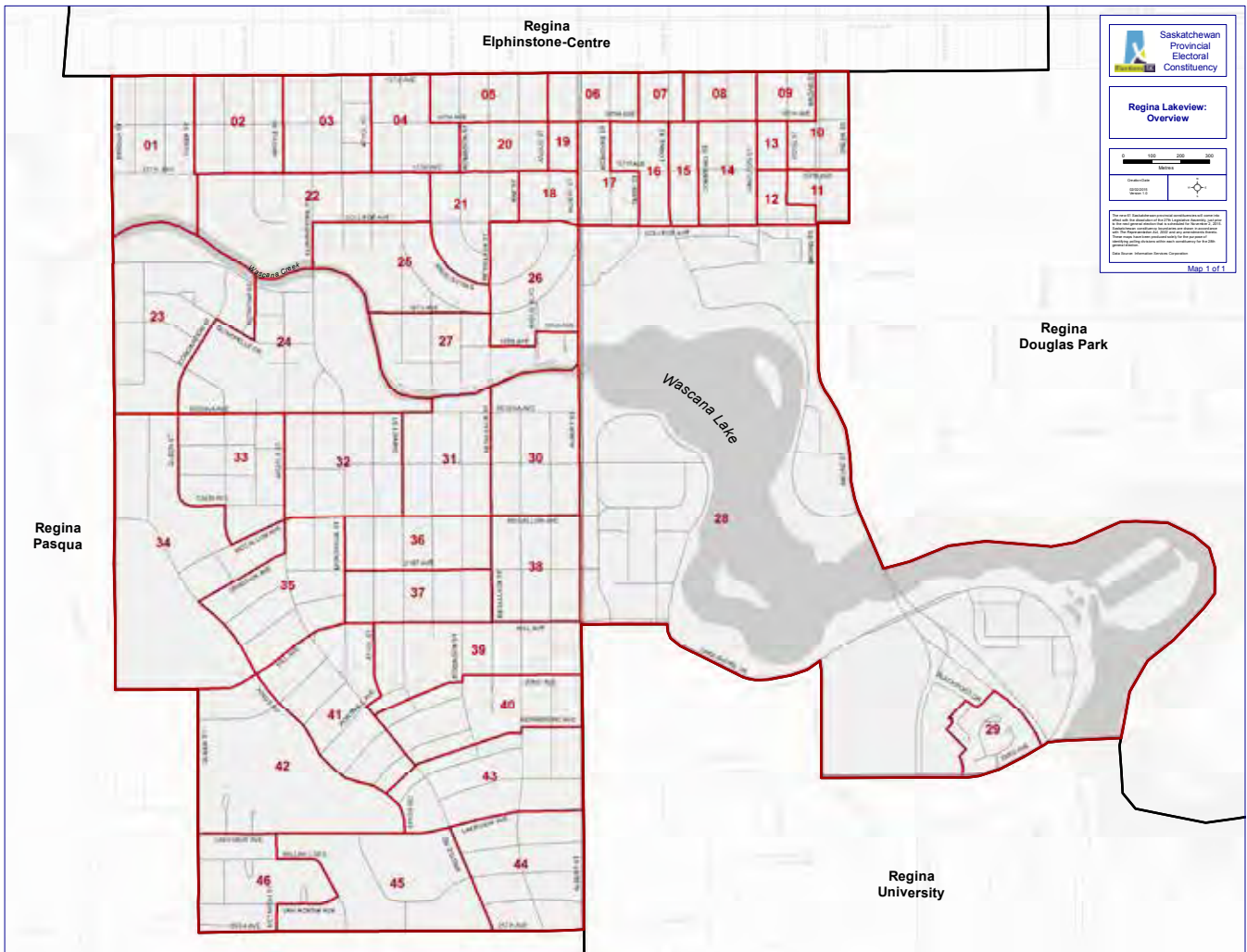


REGINA LAKEVIEW - Polling Location			Votes Cast For				Ballots	
Poll	Poll Name	Registered Voters	Larry Neufeld	Stewart Kerr	Carla Beck	Dan Cooper	Rejected Ballots	Votes For Cands
			GP	LIB	NDP	SP		
1	King's Corner Church of God	266	6	7	76	39	1	128
2	King's Corner Church of God	315	5	4	98	49	1	156
3	King's Corner Church of God	261	4	3	113	22	0	142
4	St. Mary's Anglican Church	257	8	2	91	24	0	125
5	South Saskatchewan Independent Living Centre	230	7	3	64	20	0	94
6	The Horizon	246	6	13	64	46	0	129
7	The Heritage	247	6	9	62	52	1	129
8	Mary Helen Herchmer Place	232	10	6	44	41	1	101
9	Mary Helen Herchmer Place	303	3	13	78	50	2	144
10	Mary Helen Herchmer Place	242	5	3	39	25	0	72
11	Centre for Lifelong Learning	297	5	4	59	42	1	110
12	Centre for Lifelong Learning	194	2	5	38	33	0	78
13	Hamilton Plaza	265	9	10	79	71	0	169
14	Centre for Lifelong Learning	299	1	10	60	52	1	123
15	The Heritage	235	7	8	51	37	0	103
16	Prairie Place	237	2	10	63	34	0	109
17	Prairie Place	251	10	10	79	49	0	148
18	Davin School	148	2	0	45	8	0	55
19	South Saskatchewan Independent Living Centre	162	7	8	37	25	0	77
20	South Saskatchewan Independent Living Centre	239	8	3	68	13	0	92
21	Davin School	307	11	4	111	44	0	170
22	St. Mary's Anglican Church	277	3	5	99	35	1	142
23	Sheldon-Williams Collegiate	317	6	1	78	78	0	163
24	Sheldon-Williams Collegiate	290	4	5	58	53	0	120
25	St. Mary's Anglican Church	245	1	4	92	26	0	123
26	Davin School	269	3	7	103	34	0	147
27	Davin School	254	4	10	93	34	1	141
28	The Bentley Regina	202	4	16	43	66	0	129
29	The Bentley Regina	158	0	2	32	28	1	62
30	Sheldon-Williams Collegiate	331	3	2	91	48	0	144
31	Sheldon-Williams Collegiate	256	4	8	62	34	0	108
32	Sheldon-Williams Collegiate	248	2	9	53	40	0	104
33	Sheldon-Williams Collegiate	271	5	5	59	34	1	103
34	Grace Mennonite Church	317	4	5	69	56	0	134

Continued on next page



REGINA LAKEVIEW (CONTINUED)



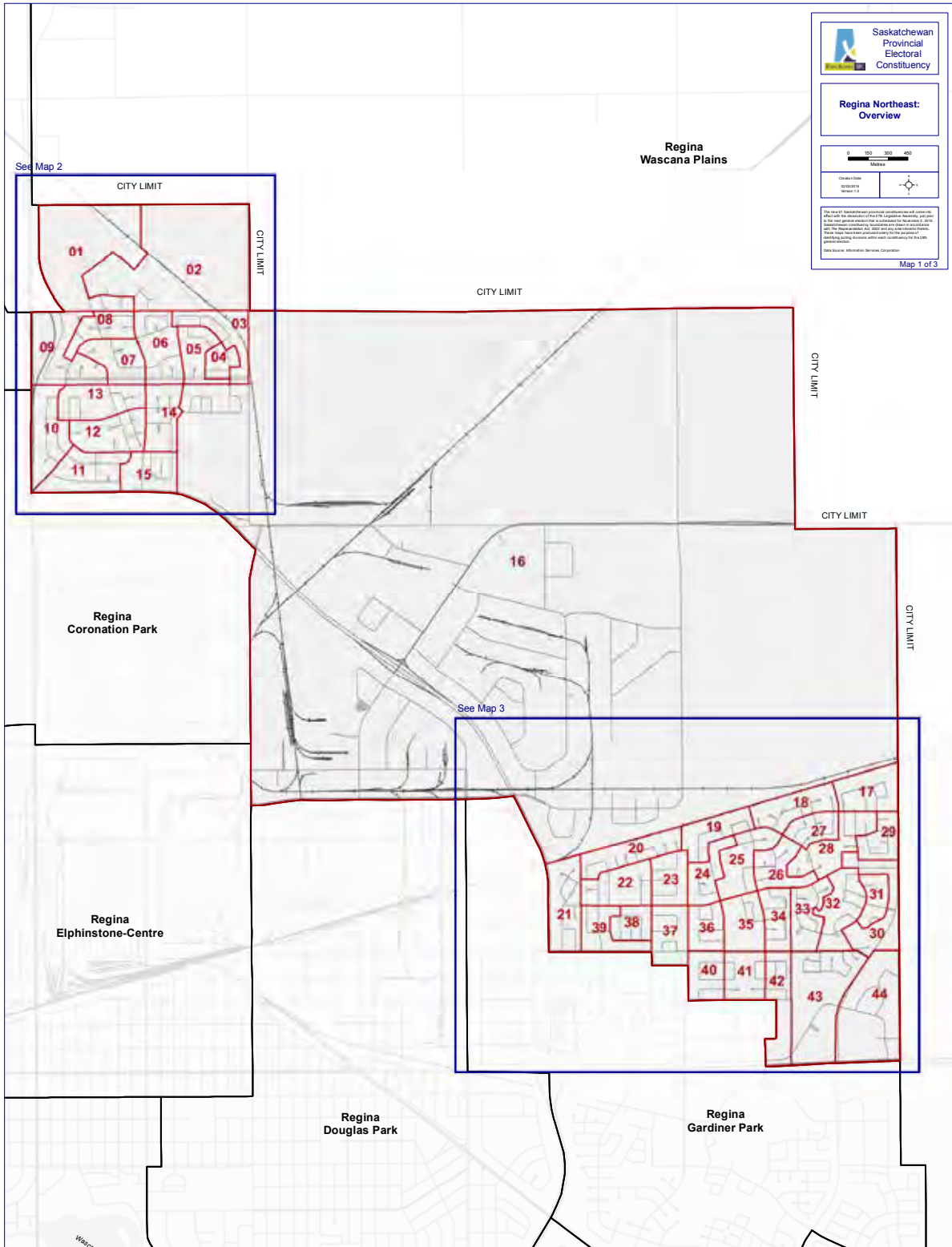


REGINA LAKEVIEW - Polling Location			Votes Cast For				Ballots	
Poll	Poll Name	Registered Voters	Larry Neufeld GP	Stewart Kerr LIB	Carla Beck NDP	Dan Cooper SP	Rejected Ballots	Votes For Cands
35	Grace Mennonite Church	331	3	8	84	47	1	142
36	Grace Mennonite Church	226	4	3	47	36	0	90
37	Grace Mennonite Church	217	0	1	47	31	0	79
38	Grace Mennonite Church	253	0	9	60	27	0	96
39	Christ the King Parish Hall	291	1	12	55	57	0	125
40	Christ the King Parish Hall	316	3	4	75	54	0	136
41	Christ the King Parish Hall	291	6	7	73	41	0	127
42	Christ the King Parish Hall	177	3	5	42	22	0	72
43	Christ the King Parish Hall	322	3	4	85	73	0	165
44	Christ the King Parish Hall	313	5	10	71	55	1	141
45	Christ the King Parish Hall	311	2	11	53	49	0	115
46	Christ the King Parish Hall	247	0	3	73	53	1	129
AP	AP 1 - Christ the King Parish Hall	-	18	23	361	271	0	673
AP	AP 2 - Christ the King Parish Hall	-	19	33	412	254	0	718
AP	AP 3 - Christ the King Parish Hall	-	15	28	370	243	3	656
	Absentee	-	0	1	68	31	2	100
	Hospital/Remand	-	1	4	6	6	8	17
MP1	Berta Personal Ch, Parkview Lodge, Precious Memories, Princess Ch	32	0	6	6	7	0	19
MP2	Autumn Personal Ch, Courtesy Ch, Dove Home Care Services	34	1	3	12	10	0	26
	Homebound Poll Regina Lakeview	-	0	2	7	6	0	15
	<b>Totals</b>	<b>12029</b>	<b>251</b>	<b>391</b>	<b>4358</b>	<b>2715</b>	<b>28</b>	<b>7715</b>

	Candidate Elected - Carla Beck							
	Plurality	1643						
	% of Registered Voters Who Voted	64.37%						
	% By Party		3.25%	5.07%	56.49%	35.19%		



# VOTE SUMMARY BY CONSTITUENCY POLLING DIVISION: REGINA NORTHEAST

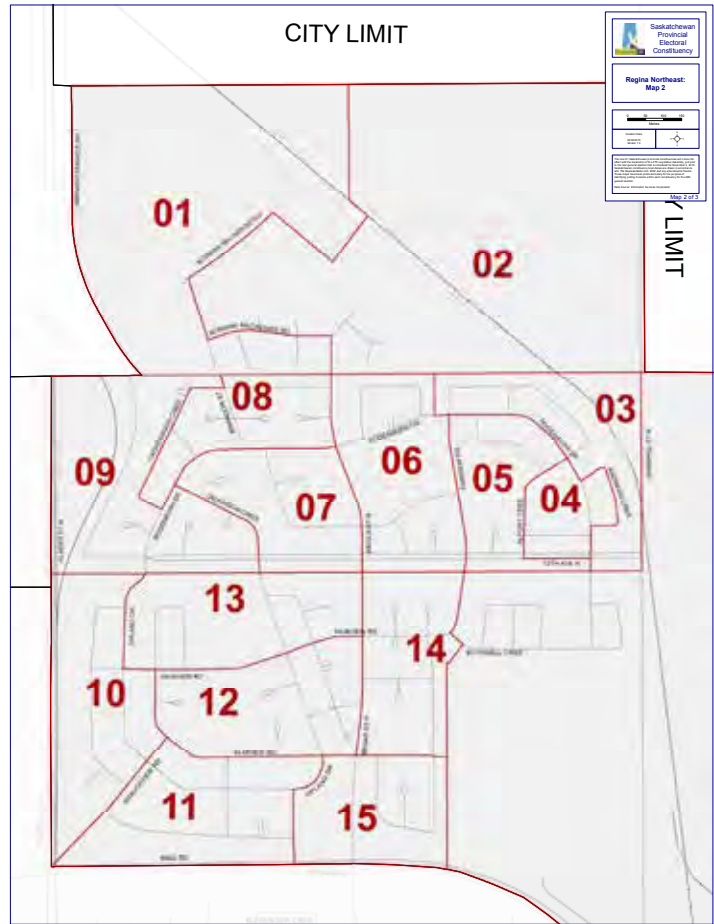


REGINA NORTHEAST - Polling Location			Votes Cast For				Ballots	
Poll	Poll Name	Registered Voters	Marlene Macfarlane	Hafeez Chaudhuri	Kathleen O'Reilly	Kevin Doherty	Rejected Ballots	Votes For Cands
			GP	LIB	NDP	SP		
1	Ruth Pawson School	102	2	1	20	21	0	44
2	Ruth Pawson School	113	0	0	26	35	0	61
3	Uplands Community Centre	310	2	2	55	65	0	124
4	Uplands Community Centre	246	2	3	37	27	1	69
5	Uplands Community Centre	232	1	0	47	37	0	85
6	Ruth Pawson School	334	4	3	46	62	0	115
7	Ruth Pawson School	240	1	1	42	65	2	109
8	Ruth Pawson School	252	2	3	46	76	0	127
9	St. Gregory School	259	0	2	61	67	0	130
10	M.J. Coldwell School	263	1	1	53	80	0	135
11	M.J. Coldwell School	293	1	8	54	66	0	129
12	M.J. Coldwell School	304	2	6	63	70	1	141
13	St. Gregory School	244	0	6	45	64	2	115
14	St. Gregory School	257	3	1	45	47	0	96
15	M.J. Coldwell School	246	1	1	41	28	0	71
16	St. Gregory School	286	3	1	23	58	1	85
17	Henry Braun School	310	3	5	45	58	0	111
18	Henry Braun School	286	3	5	42	84	0	134
19	Holy Child Parish Hall	241	1	3	55	51	0	110
20	Holy Child Parish Hall	265	5	2	44	49	0	100
21	Sonlight Christian Reformed Church	290	1	4	67	61	2	133
22	Holy Child Parish Hall	281	8	6	44	59	0	117
23	Holy Child Parish Hall	276	6	6	62	54	0	128
24	Holy Child Parish Hall	306	6	3	62	52	1	123
25	Holy Child Parish Hall	266	1	5	26	54	0	86
26	Henry Braun School	371	4	6	60	91	0	161
27	Henry Braun School	256	1	0	31	65	0	97
28	Henry Braun School	332	3	6	47	88	0	144
29	Henry Braun School	257	6	3	45	35	0	89
30	Judge Bryant School	379	2	0	49	81	0	132
31	Glencairn Neighbourhood Recreation Centre	235	0	4	24	57	0	85
32	Glencairn Neighbourhood Recreation Centre	310	5	2	34	73	0	114
33	Glencairn Neighbourhood Recreation Centre	303	1	1	47	81	0	130
34	Glencairn Neighbourhood Recreation Centre	266	4	2	33	51	0	90

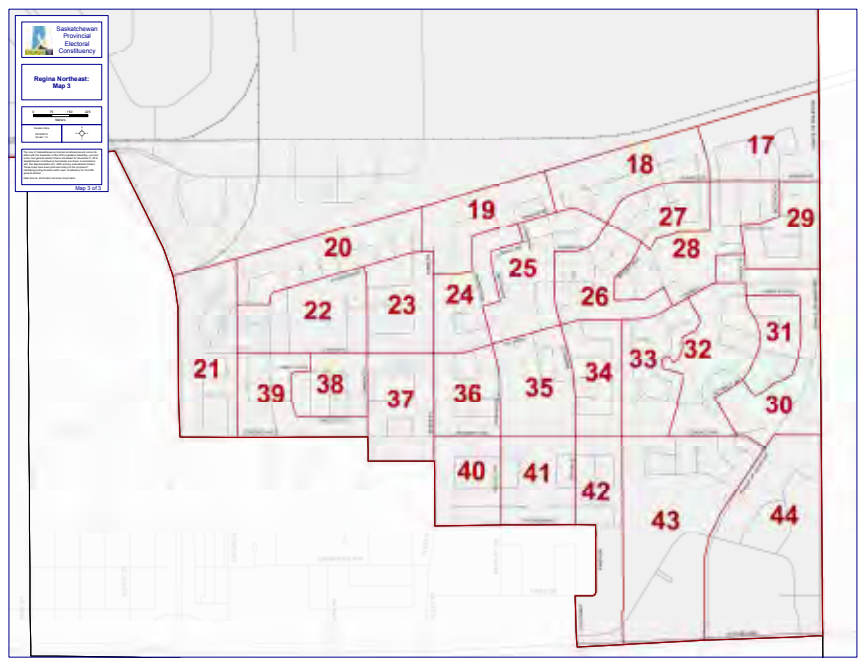
Continued on next page



REGINA NORTHEAST (CONTINUED)



Regina Northeast - Map 2



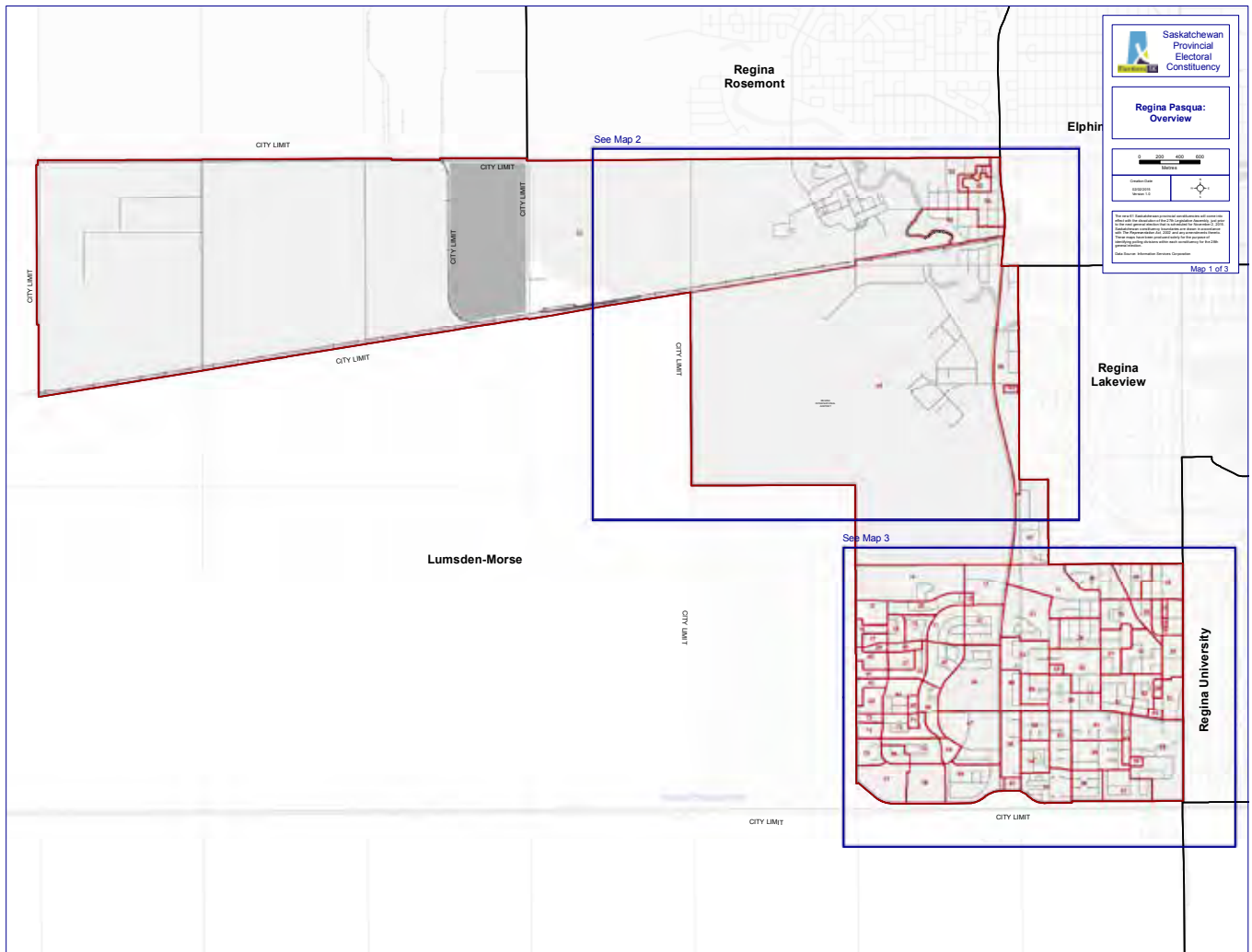
Regina Northeast - Map 3

REGINA NORTHEAST - Polling Location			Votes Cast For				Ballots	
Poll	Poll Name	Registered Voters	Marlene Macfarlane	Hafeez Chaudhuri	Kathleen O'Reilly	Kevin Doherty	Rejected Ballots	Votes For Cands
			GP	LIB	NDP	SP		
35	Glencairn Neighbourhood Recreation Centre	211	4	4	26	26	1	60
36	Glencairn Neighbourhood Recreation Centre	274	6	2	58	47	0	113
37	Sonlight Christian Reformed Church	296	2	8	68	55	0	133
38	Sonlight Christian Reformed Church	249	1	3	58	50	1	112
39	Sonlight Christian Reformed Church	336	0	5	31	66	2	102
40	Judge Bryant School	285	4	0	46	61	0	111
41	Judge Bryant School	303	2	3	47	65	0	117
42	Judge Bryant School	330	1	5	53	33	0	92
43	Judge Bryant School	337	3	6	37	78	0	124
44A/44B	Judge Bryant School	616	5	5	83	113	1	206
AP	Uplands Community Centre	-	16	8	303	448	4	775
AP	AP 1 - Holy Child Catholic Parish Hall	-	11	20	300	407	2	738
AP	AP 2 - Holy Child Catholic Parish Hall	-	15	15	262	426	1	718
	Absentee	-	0	0	12	29	0	41
	Hospital/Remand/Homebound	-	0	0	7	4	1	11
	Homebound Poll Regina Northeast	RESULTS COMBINED WITH HOSPITAL/ REMAND POLL						-
	<b>Totals</b>	<b>12448</b>	<b>155</b>	<b>186</b>	<b>2912</b>	<b>3920</b>	<b>23</b>	<b>7173</b>

	Candidate Elected - Kevin Doherty							
	Plurality	1008						
	% of Registered Voters Who Voted	57.81%						
	% By Party		2.16%	2.59%	40.60%	54.65%		



# VOTE SUMMARY BY CONSTITUENCY POLLING DIVISION: REGINA PASQUA

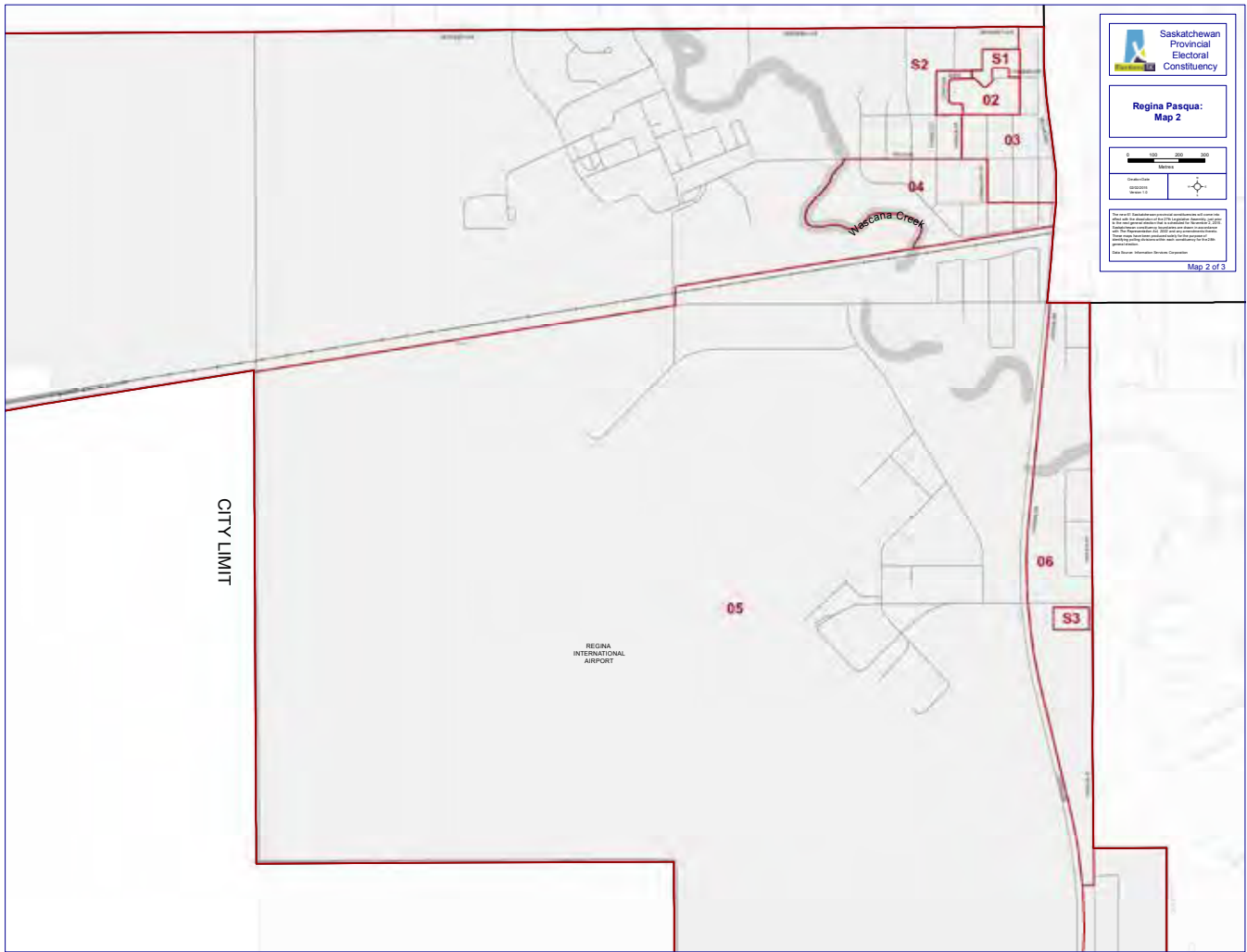


REGINA PASQUA - Polling Location			Votes Cast For					Ballots	
Poll	Poll Name	Registered Voters	Mike Wright	Darrin Lamoureux	Heather McIntyre	Desmond Bilsky	Muhammad Fiaz	Rejected Ballots	Votes For Cands
			GP	LIB	NDP	PC	SP		
1	Regina Village	251	4	7	82	3	36	0	132
2	Regina Village	131	3	10	58	6	19	0	96
3	Italian Club	298	5	4	67	2	23	0	101
4	Italian Club	242	7	3	76	2	31	0	119
5	Italian Club	108	1	1	24	3	17	0	46
6	Saskatchewan Express	241	3	19	55	1	29	1	107
7	St. Mark's Evangelical Lutheran Church (NW Entrance Door)	331	4	16	78	1	58	0	157
8	Deshaye Catholic School	237	3	12	29	1	15	0	60
9	Deshaye Catholic School	253	2	11	41	1	24	0	79
10	St. Mark's Evangelical Lutheran Church (NW Entrance Door)	293	3	17	59	1	61	1	141
11	St. Mark's Evangelical Lutheran Church (NW Entrance Door)	233	3	9	54	0	48	0	114
12	12/13/14 Saskatchewan Express	389	2	12	47	2	46	0	109
13	<i>Combined With Poll 12</i>	-	-	-	-	-	-	-	-
14	<i>Combined With Poll 12</i>	-	-	-	-	-	-	-	-
15	15/16/17/18 Parliament Community Church (South Door)	112	2	4	13	2	18	0	39
16	<i>Combined With Poll 15</i>	-	-	-	-	-	-	-	-
17	<i>Combined With Poll 15</i>	-	-	-	-	-	-	-	-
18	<i>Combined With Poll 15</i>	-	-	-	-	-	-	-	-
19	Parliament Community Church (South Door)	129	0	2	11	0	32	0	45
20	Parliament Community Church (South Door)	157	0	8	14	0	46	0	68
21	Parliament Community Church (South Door)	149	0	9	15	2	31	0	57
22	Parliament Community Church (Pasqua St. Entrance)	266	4	20	40	1	48	1	113
23	Parliament Community Church (Pasqua St. Entrance)	252	5	15	62	1	52	0	135
24	South Leisure Centre	286	1	16	71	2	42	0	132
25	South Leisure Centre	218	1	14	36	5	50	0	106
26	Deshaye Catholic School	179	3	9	18	1	21	0	52
27	The Atrium	148	1	16	44	1	35	0	97
28	Deshaye Catholic School	162	0	7	24	0	5	1	36
29	Sunset United Church (NW Entrance)	203	0	8	36	0	15	0	59
30	Deshaye Catholic School	236	3	8	56	3	44	0	114
31	Sunset United Church (NW Entrance)	275	0	22	54	5	61	0	142
32	South Leisure Centre	175	2	21	39	0	33	1	95
33	South Leisure Centre	314	3	14	61	3	79	0	160

Continued on next page



REGINA PASQUA (CONTINUED)



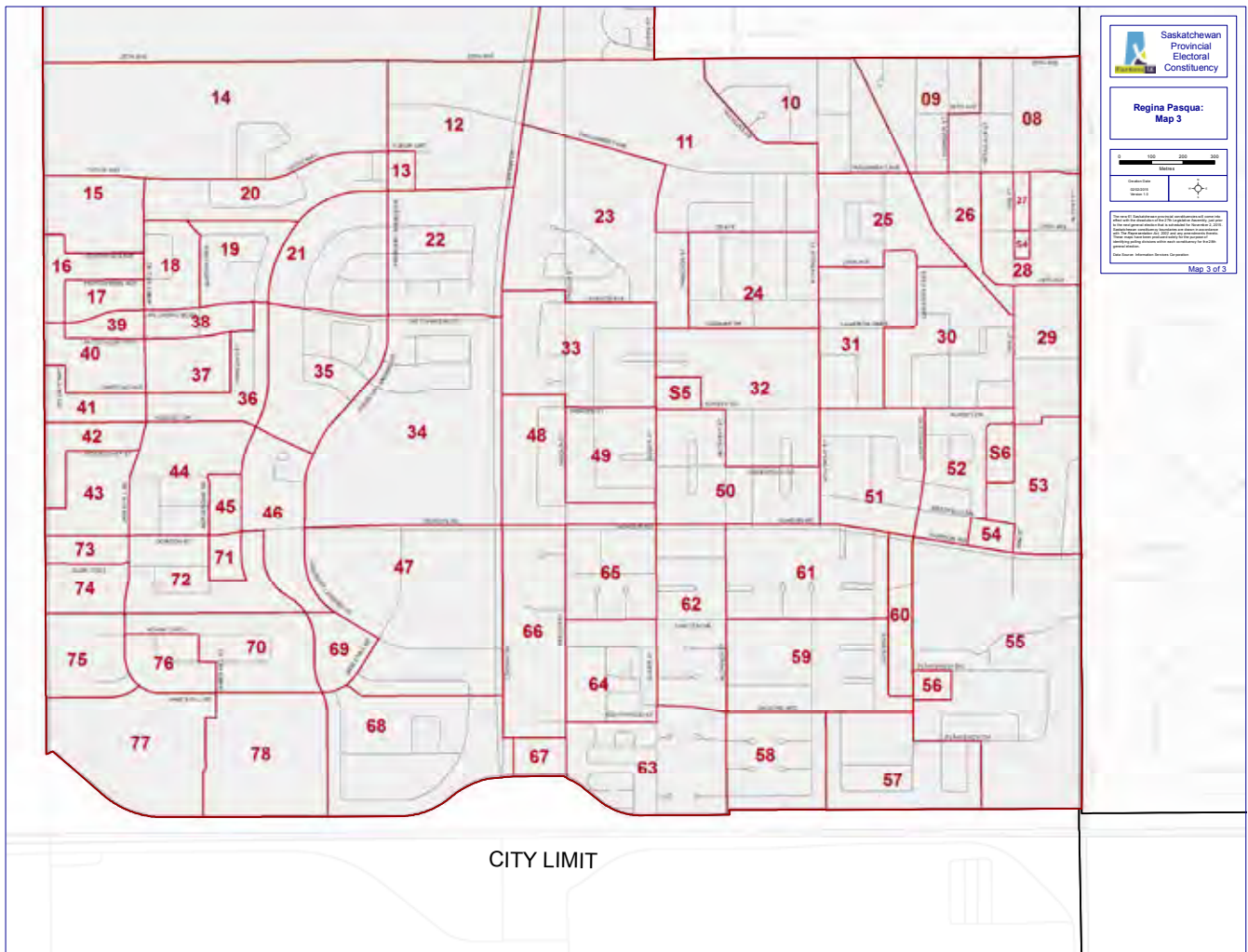
Regina Pasqua - Map 2



REGINA PASQUA - Polling Location			Votes Cast For					Ballots	
Poll	Poll Name	Registered Voters	Mike Wright	Darrin Lamoureux	Heather McIntyre	Desmond Bilsky	Muhammad Fiaz	Rejected Ballots	Votes For Cands
			GP	LIB	NDP	PC	SP		
34	Parliament Community Church (Pasqua Street Entrance)	266	5	9	40	1	69	0	124
35	Ethel Milliken School	166	0	2	16	1	48	0	67
36	South Leisure Centre	84	0	1	8	0	17	0	26
37	South Leisure Centre	63	0	0	7	0	13	0	20
38	South Leisure Centre	122	0	6	12	1	19	0	38
39	South Leisure Centre	117	0	1	10	0	11	0	22
40	40/41 South Leisure Centre	42	1	1	8	0	5	0	15
41	<i>Combined With Poll 40</i>	-	-	-	-	-	-	-	-
42	42/43 Ethel Milliken School	173	0	3	22	0	31	0	56
43	<i>Combined With Poll 42</i>	-	-	-	-	-	-	-	-
44	Ethel Milliken School	107	0	4	16	0	13	0	33
45	Ethel Milliken School	117	0	5	12	0	7	0	24
46	Ethel Milliken School	176	1	4	14	1	35	0	55
47	Parliament Community Church (Pasqua St. Entrance)	135	2	5	24	0	17	0	48
48	South Leisure Centre	276	2	14	51	1	43	0	111
49	Ethel Milliken School	173	2	8	20	2	47	0	79
50	Sunset United Church (NW Entrance)	263	3	23	50	2	55	0	133
51	Sunset United Church (NW Entrance)	262	5	18	61	2	41	0	127
52	Sunset United Church (NW Entrance)	251	5	11	46	0	46	0	108
53	Dr. A.E. Perry School	249	1	9	34	3	28	0	75
54	Dr. A.E. Perry School	131	4	4	13	1	10	0	32
55	Dr. A.E. Perry School	301	3	12	52	0	51	0	118
56	Hampton House	118	1	7	35	6	36	0	85
57	Dr. A.E. Perry School	258	1	15	45	1	60	0	122
58	Dr. A.E. Perry School	298	3	13	53	1	78	1	148
59	Dr. A.E. Perry School	270	5	8	42	2	81	0	138
60	Dr. A.E. Perry School	293	2	9	43	5	35	0	94
61	Dr. A.E. Perry School	274	1	12	52	4	48	1	117
62	Beth Jacob Synagogue	297	2	18	56	2	83	0	161
63	Wintergreene Estates (Prairie Schooner Room, Main Floor)	304	4	16	70	4	57	0	151
64	Beth Jacob Synagogue	291	3	10	50	1	40	0	104
65	Beth Jacob Synagogue	245	4	10	35	1	63	0	113
66	Wintergreene Estates (Prairie Schooner Room, Main Floor)	151	0	3	21	4	40	0	68
67	Wintergreene Estates (Education Room, Second Floor)	191	3	20	44	8	58	1	133
68	Parliament Community Church (Pasqua St. Entrance)	269	0	9	38	1	45	0	93



REGINA PASQUA (CONTINUED)



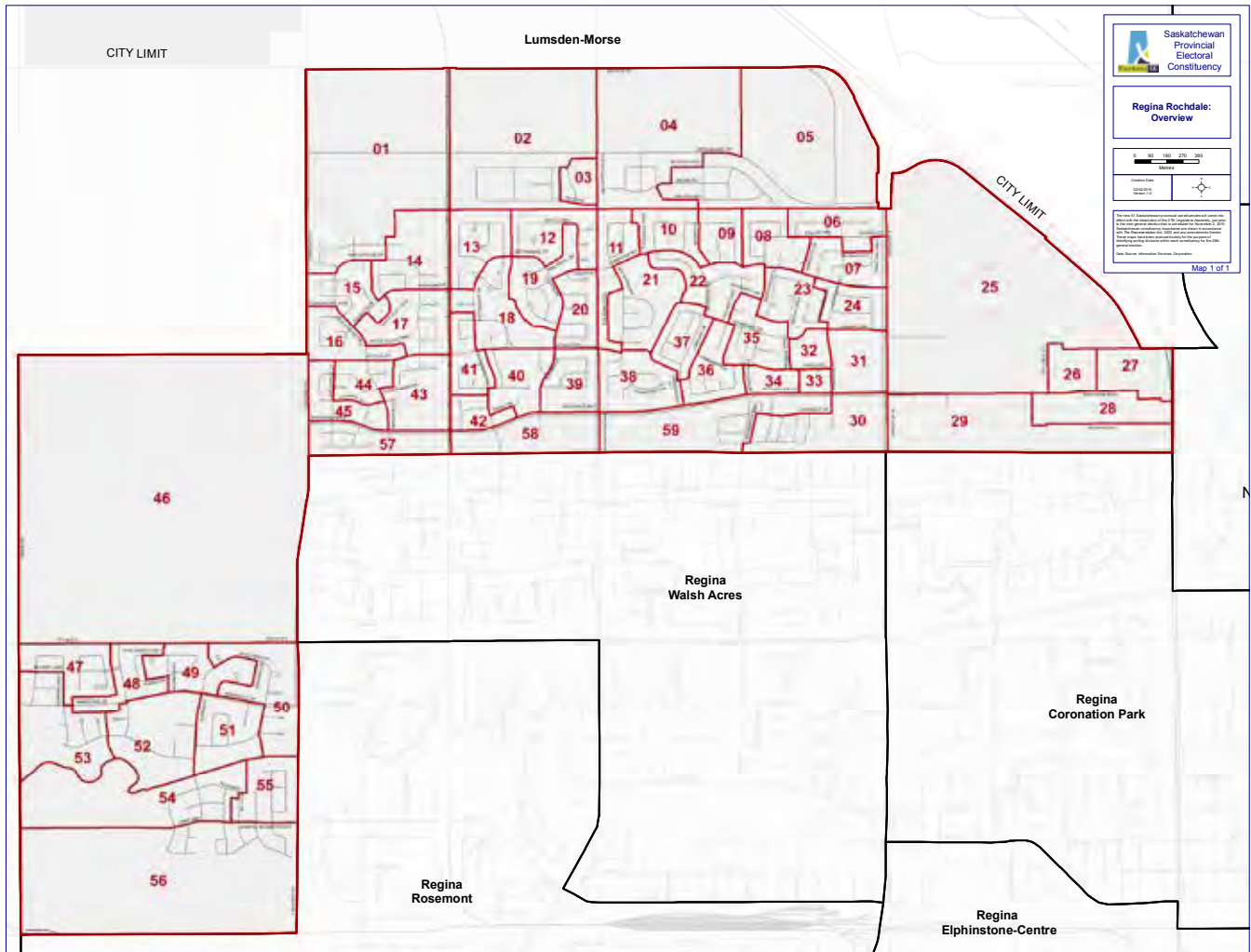
Regina Pasqua - Map 3

REGINA PASQUA - Polling Location			Votes Cast For					Ballots	
Poll	Poll Name	Registered Voters	Mike Wright	Darrin Lamoureux	Heather McIntyre	Desmond Bilsky	Muhammad Fiaz	Rejected Ballots	Votes For Cands
			GP	LIB	NDP	PC	SP		
69	Parliament Community Church (Pasqua St. Entrance)	156	1	2	16	1	22	0	42
70	Parliament Community Church (Pasqua St. Entrance)	183	0	5	12	1	53	0	71
71	Parliament Community Church (Pasqua St. Entrance)	182	1	3	23	0	29	0	56
72	Parliament Community Church (Pasqua St. Entrance)	176	2	9	34	1	33	1	79
73	73/74 Parliament Community Church (Pasqua St. Entrance)	107	4	3	15	0	11	0	33
74	<i>Combined With Poll 73</i>	-	-	-	-	-	-	-	-
75	Beth Jacob Synagogue	122	0	7	14	0	25	0	46
76	Beth Jacob Synagogue	153	1	2	21	2	15	0	41
77	77/78 Beth Jacob Synagogue	120	0	5	16	0	30	0	51
78	<i>Combined With Poll 77</i>	-	-	-	-	-	-	-	-
AP	AP 1 - Regina Pasqua Returning Office	-	10	89	328	14	435	2	876
AP	AP 2 - Regina Pasqua Returning Office	-	13	84	268	10	330	4	705
AP	St. Mark's Evangelical Lutheran Church (NW Entrance Door)	-	7	91	333	15	432	2	878
	Absentee	-	1	2	42	2	65	4	112
	Hospital/Remand	-	0	1	7	0	6	9	14
MP1	Mutchmor Lodge/Hewitt Place	79	2	4	22	3	13	0	44
MP2	Albert Park Senior Ch, Silva Care, Solace Ch Ltd.	30	0	2	5	1	4	0	12
	Homebound Poll Regina Pasqua	-	0	1	3	0	4	0	8
PCF1	PCF1/PCF2 Regina Pioneer Village	376	6	18	50	5	21	3	100
PCF2	<i>Combined With PCF1</i>	-	-	-	-	-	-	-	-
PCF3	Poll 0S3 Santa Maria Senior Citizens Home	164	4	6	16	5	5	0	36
PCF4	Poll 0S4 Extendicare - Elmview	48	0	3	5	1	10	0	19
PCF5	Poll 0S5 Extendicare - Sunset	147	1	10	23	6	20	1	60
PCF6	Poll 0S6 Extendicare - Parkside	225	5	11	14	3	17	0	50
	Totals	15269	186	962	3631	174	3929	34	8882

Candidate Elected - Muhammad Fiaz									
Plurality	298								
% of Registered Voters Who Voted	58.39%								
% By Party		2.09%	10.83%	40.88%	1.96%	44.24%			



# VOTE SUMMARY BY CONSTITUENCY POLLING DIVISION: REGINA ROCHDALE

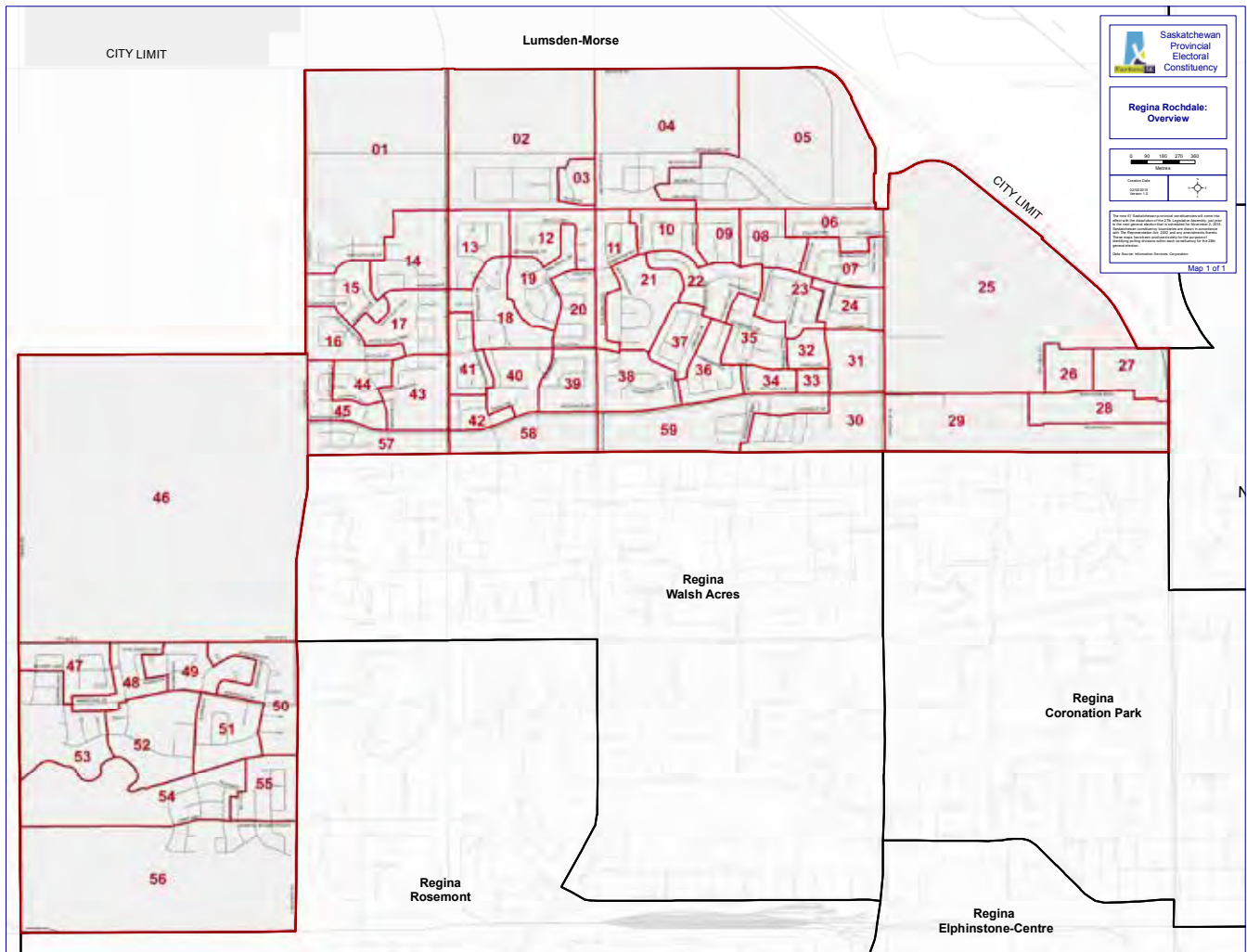


REGINA ROCHDALE - Polling Location			Votes Cast For				Ballots	
Poll	Poll Name	Registered Voters	Billy Patterson	Nadeem Islam	Brett Estey	Laura Ross	Rejected Ballots	Votes For Cands
			GP	LIB	NDP	SP		
1	Rosewood Park Alliance Church	183	1	2	30	54	0	87
2	Northwest Leisure Centre	200	0	1	11	70	1	82
3	Northwest Leisure Centre	271	2	2	35	29	0	68
4	Michael A. Riffel High School	367	3	7	40	86	0	136
5	Michael A. Riffel High School	366	7	6	48	96	1	157
6	Holy Family Church	292	0	6	57	77	0	140
7	Holy Family Church	292	0	4	44	65	0	113
8	Holy Family Church	328	1	5	51	69	0	126
9	Holy Family Church	250	4	4	41	53	0	102
10	Michael A. Riffel High School	269	3	2	51	67	0	123
11	Michael A. Riffel High School	285	1	6	46	71	0	124
12	McNeil Elementary School	280	3	3	45	66	0	117
13	Rosewood Park Alliance Church	293	3	5	48	70	0	126
14	Rosewood Park Alliance Church	305	2	0	58	81	0	141
15	Rosewood Park Alliance Church	272	1	3	40	79	0	123
16	Northwest Leisure Centre	285	3	3	61	57	0	124
17	Northwest Leisure Centre	306	4	3	53	82	0	142
18	McNeil Elementary School	280	1	3	40	85	0	129
19	McNeil Elementary School	277	1	1	51	99	0	152
20	McNeil Elementary School	247	3	1	44	75	0	123
21	Michael A. Riffel High School	298	2	2	41	83	0	128
22	Michael A. Riffel High School	277	1	7	37	66	0	111
23	Holy Family Church	314	0	3	59	74	0	136
24	Holy Family Church	245	0	0	39	59	0	98
25	Winston Knoll Collegiate High School	197	0	3	12	13	0	28
26	Winston Knoll Collegiate High School	159	0	2	29	10	0	41
27	Winston Knoll Collegiate High School	99	0	1	20	12	0	33
28	Winston Knoll Collegiate High School	121	4	6	18	24	0	52
29	Winston Knoll Collegiate High School	275	1	5	47	68	0	121
30	Winston Knoll Collegiate High School	307	7	6	52	70	0	135
31	Stockton Ridge	223	1	6	33	48	0	88
32	Stockton Ridge	312	3	8	37	66	0	114
33	Sovanna Pointe Clubhouse	111	1	2	12	38	0	53
34	Sovanna Pointe Clubhouse	240	4	4	41	43	0	92
35	Holy Family Church	314	2	4	31	87	0	124
36	Holy Family Church	338	2	5	54	90	0	151
37	Michael A. Riffel High School	266	1	4	32	81	0	118
38	Michael A. Riffel High School	281	3	6	55	90	0	154
39	Lakewood Manor	250	3	2	47	52	0	104
40	Lakewood Manor	358	2	11	83	107	3	203

Continued on next page



REGINA ROCHDALE (CONTINUED)

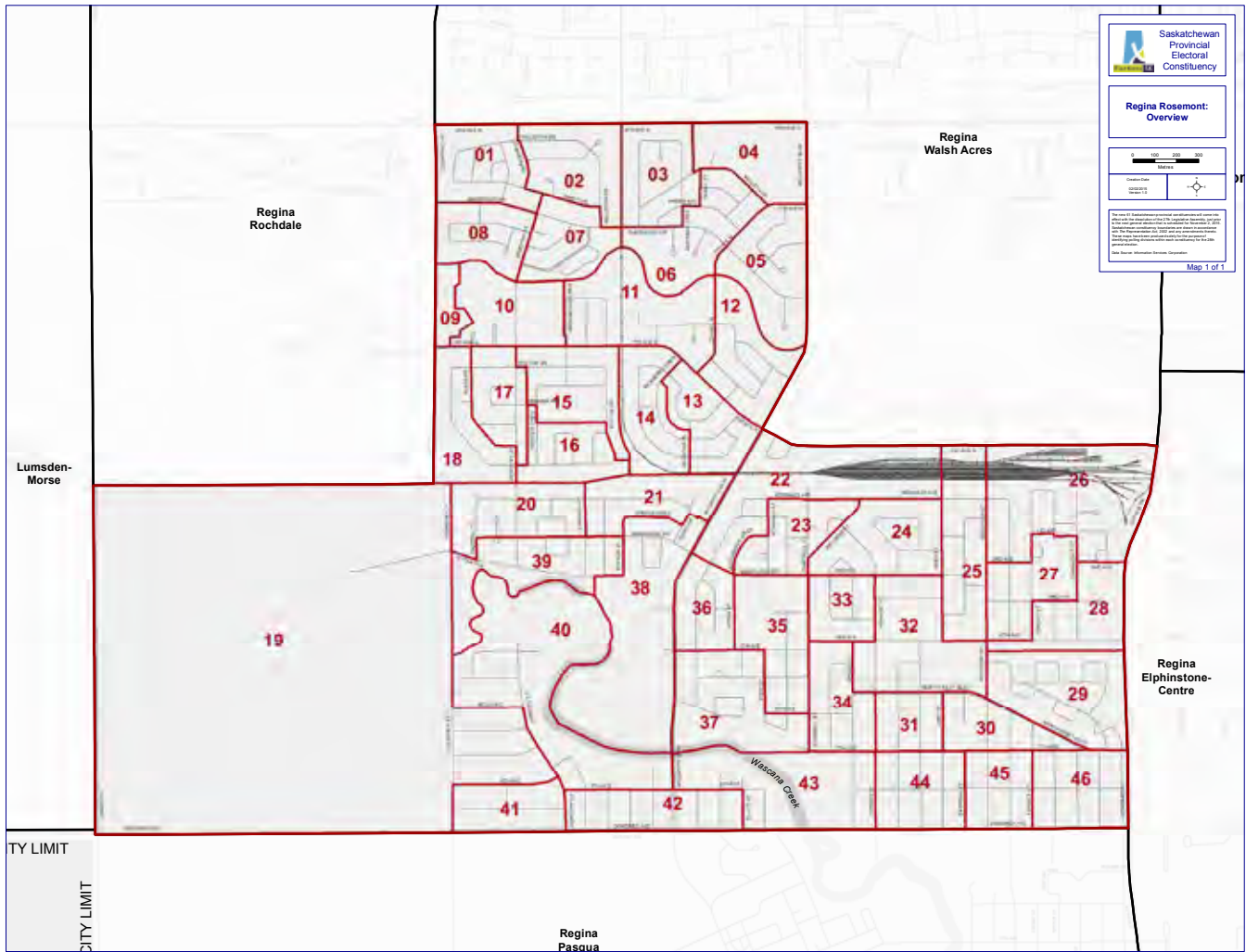


REGINA ROCHDALE - Polling Location			Votes Cast For				Ballots	
Poll	Poll Name	Registered Voters	Billy Patterson	Nadeem Islam	Brett Estey	Laura Ross	Rejected Ballots	Votes For Cands
			GP	LIB	NDP	SP		
41	Northwest Leisure Centre	248	2	3	36	49	0	90
42	Northwest Leisure Centre	208	0	5	29	38	0	72
43	Northwest Leisure Centre	140	3	1	23	29	1	56
44	Heritage United Church	241	1	7	42	55	0	105
45	45/46 Heritage United Church	263	0	4	55	36	0	95
46	Combined With Poll 45	-	-	-	-	-	-	-
47	Westhill Park Baptist Church (SW Entrance)	333	0	2	61	78	0	141
48	Westhill Park Baptist Church (SW Entrance)	294	2	3	34	79	0	118
49	Westhill Park Baptist Church (SW Entrance)	321	1	3	52	52	0	108
50	Westhill Park Baptist Church (SW Entrance)	303	4	3	40	68	0	115
51	Westhill Park Baptist Church (Main Entrance)	286	3	5	49	71	1	128
52	Westhill Park Baptist Church (SW Entrance)	288	1	1	42	67	0	111
53A/53B	Westhill Park Baptist Church (SW Entrance)	397	2	3	52	97	0	154
54	Westhill Park Baptist Church (Main Entrance)	321	2	3	37	87	0	129
55	Westhill Park Baptist Church (Main Entrance)	344	4	3	53	94	1	154
56A/56B	Westhill Park Baptist Church (Main Entrance)	323	2	2	31	95	0	130
57	Heritage United Church	228	1	1	33	56	0	91
58	Heritage United Church	260	2	7	17	34	0	60
59	Winston Knoll Collegiate High School	325	1	3	60	51	1	115
AP	AP 1 - Heritage United Church	-	13	22	268	511	0	814
AP	AP 2 - Heritage United Church	-	11	17	290	435	2	753
AP	AP 3 - Westhill Park Baptist Church	-	7	25	254	563	0	849
AP	AP 4 - Heritage United Church	-	4	10	185	329	0	528
AP	AP 5 - Westhill Park Baptist Church	-	5	3	104	124	0	236
	Absentee	-	0	2	24	37	3	63
	Hospital/Remand	-	1	0	4	7	3	12
MP1	Westhill Manor, Personal Ch	18	2	0	3	7	0	12
	Homebound Poll Regina Rochdale	-	1	1	3	8	0	13
	<b>Totals</b>	<b>15774</b>	<b>155</b>	<b>293</b>	<b>3554</b>	<b>5769</b>	<b>17</b>	<b>9771</b>

	Candidate Elected - Laura Ross							
	Plurality	2215						
	% of Registered Voters Who Voted	62.05%						
	% By Party		1.59%	3.00%	36.37%	59.04%		



# VOTE SUMMARY BY CONSTITUENCY POLLING DIVISION: REGINA ROSEMONT



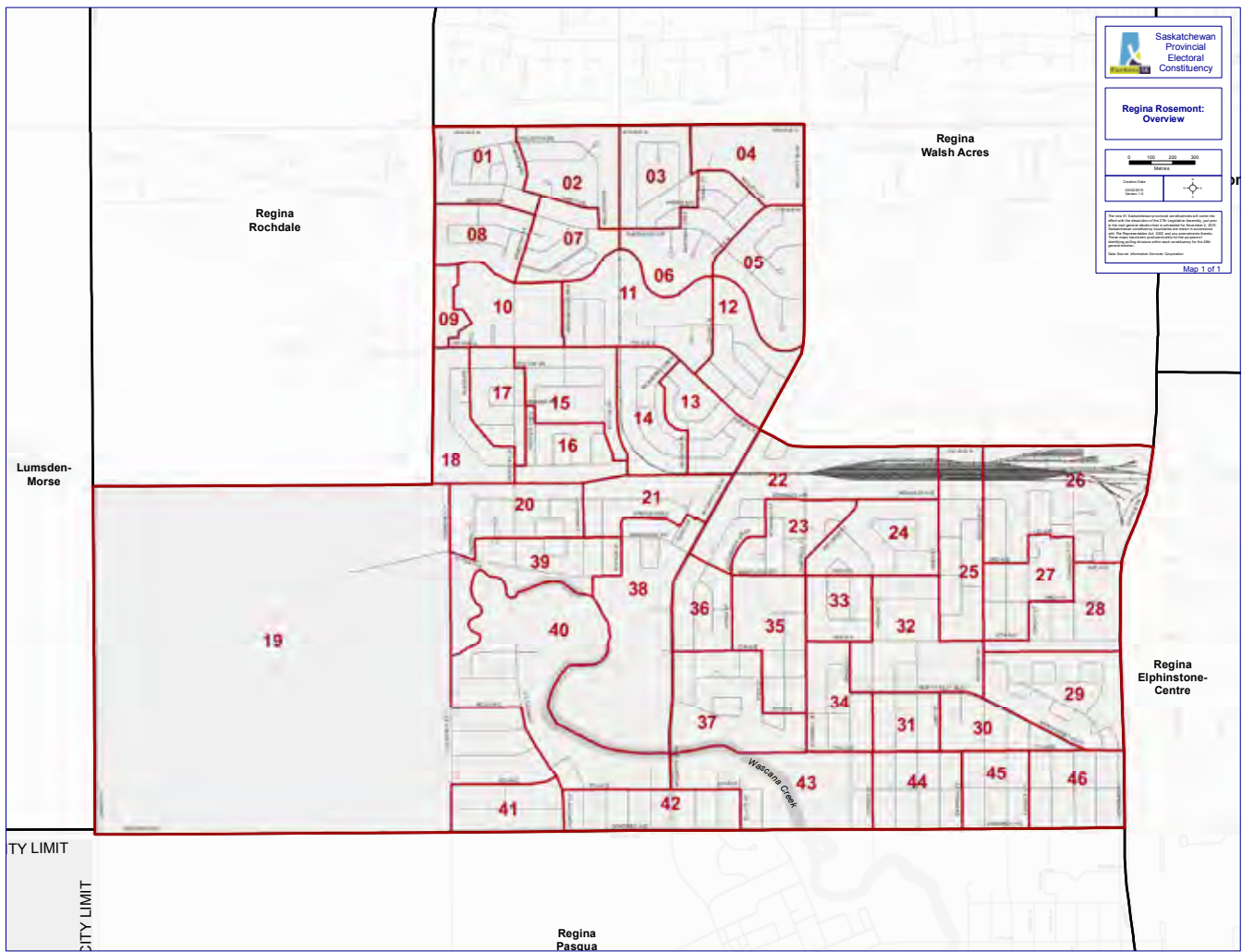


REGINA ROSEMONT - Polling Location			Votes Cast For				Ballots	
Poll	Poll Name	Registered Voters	Sara Piotrofsky	Reid A. L. Hill	Trent Wotherspoon	Kevin Dureau	Rejected Ballots	Votes For Cands
			GP	LIB	NDP	SP		
1	St. Josophat School	269	1	1	51	69	0	122
2	St. Josophat School	284	1	7	75	64	0	147
3	Ruth M Buck School	318	4	0	74	72	0	150
4	St. Joan of Arc School	273	6	4	47	27	1	84
5	St. Joan of Arc School	316	6	6	70	67	0	149
6	Ruth M Buck School	282	2	1	59	70	0	132
7	St. Josophat School	257	4	3	63	40	1	110
8	8/9 St. Josophat School	230	0	1	54	70	0	125
9	<i>Combined With Poll 8</i>	-	-	-	-	-	-	-
10	St. Josophat School	317	1	3	57	61	0	122
11	Ruth M Buck School	336	4	8	91	76	0	179
12	St. Joan of Arc School	294	1	6	79	74	0	160
13	St. Joan of Arc School	244	4	4	63	64	0	135
14	St. Joan of Arc School	278	6	1	62	52	0	121
15	McLurg School	337	4	1	79	71	0	155
16	McLurg School	340	6	1	84	65	0	156
17	McLurg School	281	3	1	75	42	0	121
18	McLurg School	245	3	3	51	60	0	117
19	Dieppe School	319	2	2	73	32	0	109
20	McLurg School	289	2	5	82	54	2	143
21	McLurg School	299	5	2	63	51	0	121
22	St. Francis School	261	1	2	77	53	0	133
23	St. Francis School	254	0	3	87	57	0	147
24	Martin Collegiate Institute	314	5	4	69	53	0	131
25	Martin Collegiate Institute	297	2	1	48	31	0	82
26	Orr Centre	345	0	1	77	54	0	132
27	Orr Centre	248	3	1	40	34	0	78
28	Orr Centre	229	1	1	52	15	0	69
29	Martin Collegiate Institute	264	1	3	69	38	0	111
30	Rosemont Anglican Church	299	1	6	79	61	0	147
31	Rosemont Anglican Church	177	2	2	37	35	0	76
32	Martin Collegiate Institute	282	6	1	78	58	1	143
33	Martin Collegiate Institute	185	4	0	51	31	0	86
34	Martin Collegiate Institute	249	3	3	56	39	0	101
35	St. Francis School	210	1	0	51	30	0	82
36	St. Francis School	270	4	4	83	58	1	149
37	St. Francis School	339	6	1	75	77	0	159

Continued on next page



REGINA ROSEMONT (CONTINUED)

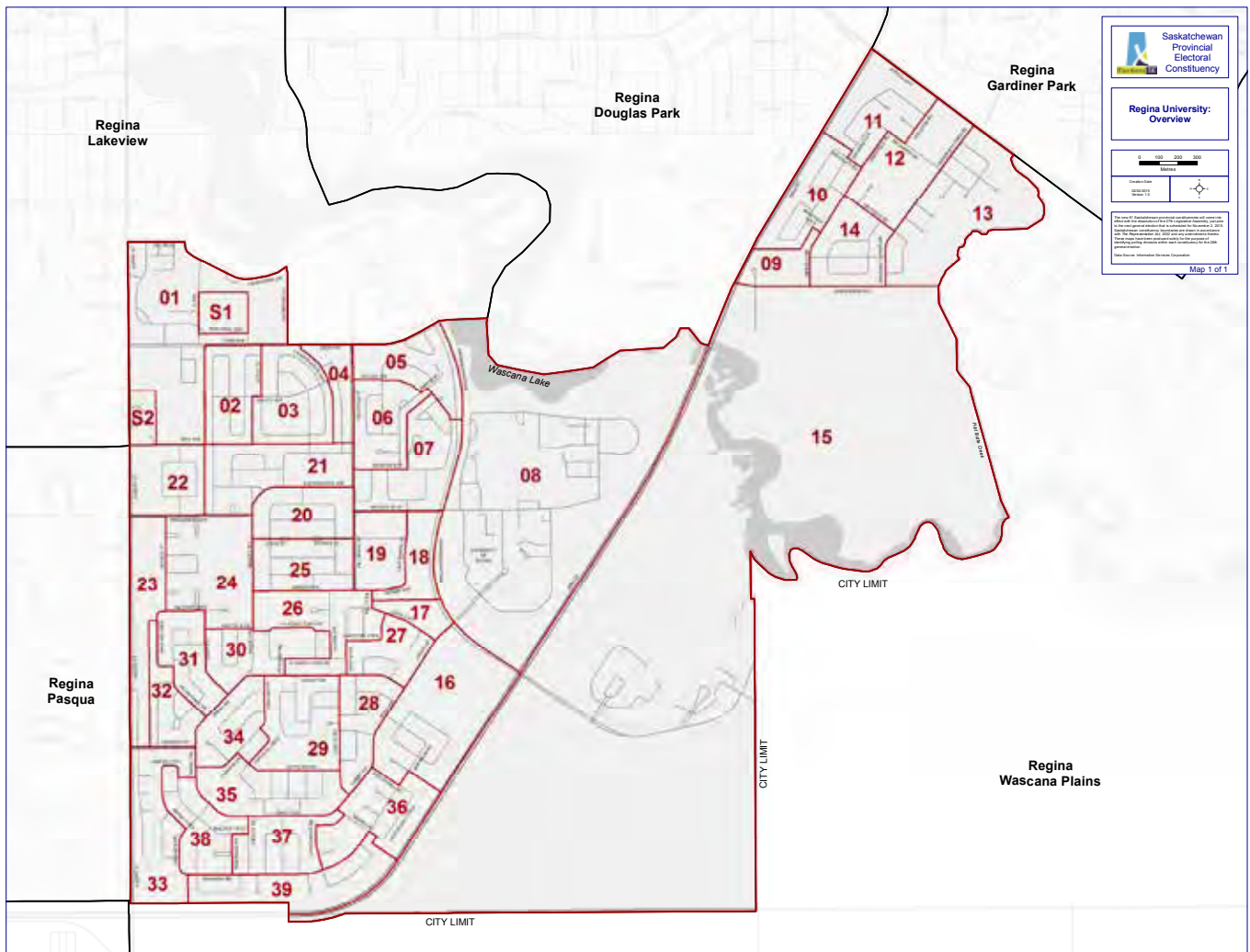


REGINA ROSEMONT - Polling Location			Votes Cast For				Ballots	
Poll	Poll Name	Registered Voters	Sara Piotrofsky	Reid A. L. Hill	Trent Wotherspoon	Kevin Dureau	Rejected Ballots	Votes For Cands
			GP	LIB	NDP	SP		
38	St. Francis School	220	3	2	49	32	0	86
39	McLurg School	290	2	3	63	54	0	122
40	Dieppe School	249	1	1	74	30	0	106
41	Dieppe School	280	2	1	66	27	0	96
42	Dieppe School	324	2	3	69	45	1	119
43	Rosemont Anglican Church	258	1	4	55	36	1	96
44	Rosemont Anglican Church	319	3	0	76	44	0	123
45	Rosemont Anglican Church	289	0	3	74	42	0	119
46	Rosemont Anglican Church	314	3	2	87	33	0	125
AP	AP 1 - Dieppe School	-	8	9	268	249	0	534
AP	AP 2 - Dieppe School	-	10	11	237	222	2	480
AP	AP 3 - Dieppe School	-	3	8	242	207	0	460
AP	AP 4 - Dieppe School	-	1	8	180	134	0	323
	Absentee	-	1	1	33	18	1	53
	Hospital/Remand	-	1	3	4	3	2	11
MP1	Kelsey's Manor Personal Ch, Lyn's Personal Ch, Premium Health Services, Maria Manor	57	0	5	8	5	1	18
MP2	Ashton Manor, Catherine Macfadden, It's Home At Kathys, The Victorian Personal Ch	35	0	4	14	10	1	28
	Homebound Poll Regina Rosemont	-	0	1	14	5	0	20
	<b>Totals</b>	<b>12666</b>	<b>146</b>	<b>162</b>	<b>3994</b>	<b>3101</b>	<b>15</b>	<b>7403</b>

	Candidate Elected - Trent Wotherspoon							
	Plurality	893						
	% of Registered Voters Who Voted	58.57%						
	% By Party		1.97%	2.19%	53.95%	41.89%		



# VOTE SUMMARY BY CONSTITUENCY POLLING DIVISION: REGINA UNIVERSITY

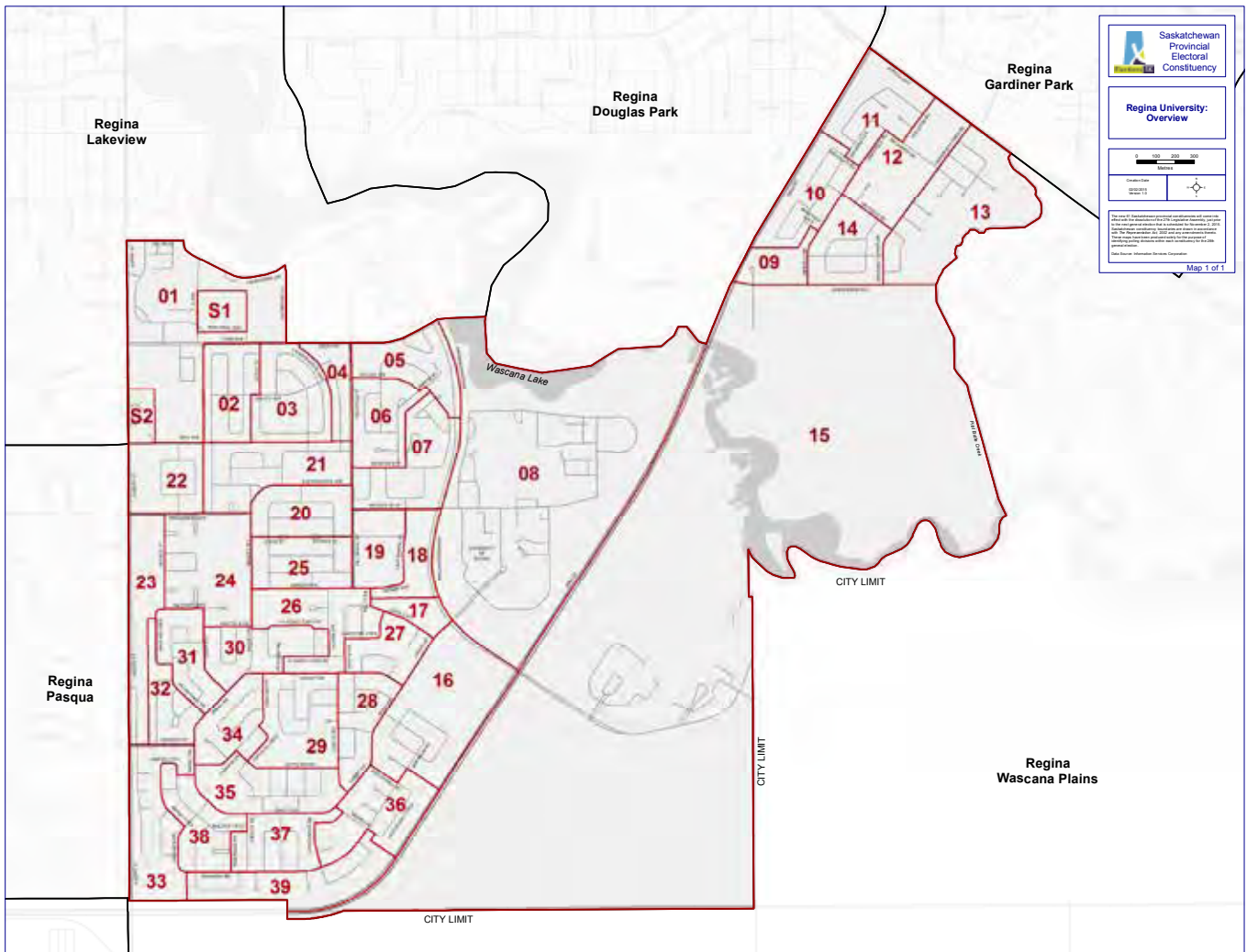


REGINA UNIVERSITY - Polling Location			Votes Cast For					Ballots	
Poll	Poll Name	Registered Voters	Yordanos Tesfamariam	Silvia Volodko	Aleana Young	Tina Beaudry-Mellor	Rejected Ballots	Votes For Cands	
			GP	LIB	NDP	SP			
1A/1B	St. Anne's Parish	362	4	13	49	81	0	147	
2	McVeety School	300	3	14	68	74	0	159	
3	McVeety School	315	2	4	81	85	0	172	
4	McVeety School	332	8	12	76	64	0	160	
5	McVeety School	289	5	4	62	61	0	132	
6	Wesley United Church	239	1	13	59	47	1	120	
7	Wesley United Church	222	5	7	41	49	0	102	
8	College West, University Of Regina	145	3	3	33	56	0	95	
9	Wascana Manor	231	6	8	49	94	0	157	
10	Wilfred Hunt School	310	3	5	60	107	0	175	
11	Wilfred Hunt School	292	3	9	69	94	1	175	
12	Wilfred Hunt School	286	2	8	49	63	0	122	
13	Wilfred Hunt School	354	6	10	66	97	2	179	
14	Wilfred Hunt School	299	5	11	62	99	0	177	
15	The Gardens	137	1	4	31	47	0	83	
16	St. Martin de Porres Parish Center	277	1	4	73	60	0	138	
17	Wesley United Church	175	6	8	16	14	1	44	
18	Wesley United Church	226	3	4	22	26	0	55	
19	Wesley United Church	300	0	11	42	30	0	83	
20	St. Anne's Parish	281	3	4	71	49	0	127	
21	St. Anne's Parish	283	1	9	56	65	0	131	
22	St. Anne's Parish	264	1	8	36	29	0	74	
23	All Saints Anglican Church	157	0	3	24	20	1	47	
24	All Saints Anglican Church	266	2	11	41	50	0	104	
25	St. Anne's Parish	276	2	8	64	42	0	116	
26	All Saints Anglican Church	310	3	9	75	53	1	140	
27	St. Martin de Porres Parish Center	188	2	2	27	48	1	79	
28	St. Martin de Porres Parish Center	235	3	3	52	63	0	121	
29	St. Martin de Porres Parish Center	356	6	9	68	86	1	169	
30	All Saints Anglican Church	248	4	8	51	48	0	111	
31	All Saints Anglican Church	235	7	5	38	52	0	102	
32	All Saints Anglican Church	208	4	5	41	37	0	87	
33	Whitmore Park United Church	287	0	3	44	58	0	105	
34	Whitmore Park United Church	245	2	5	62	45	0	114	
35	Whitmore Park United Church	306	3	6	68	59	0	136	
36	St. Martin de Porres Parish Center	297	1	4	64	79	0	148	

Continued on next page



REGINA UNIVERSITY (CONTINUED)

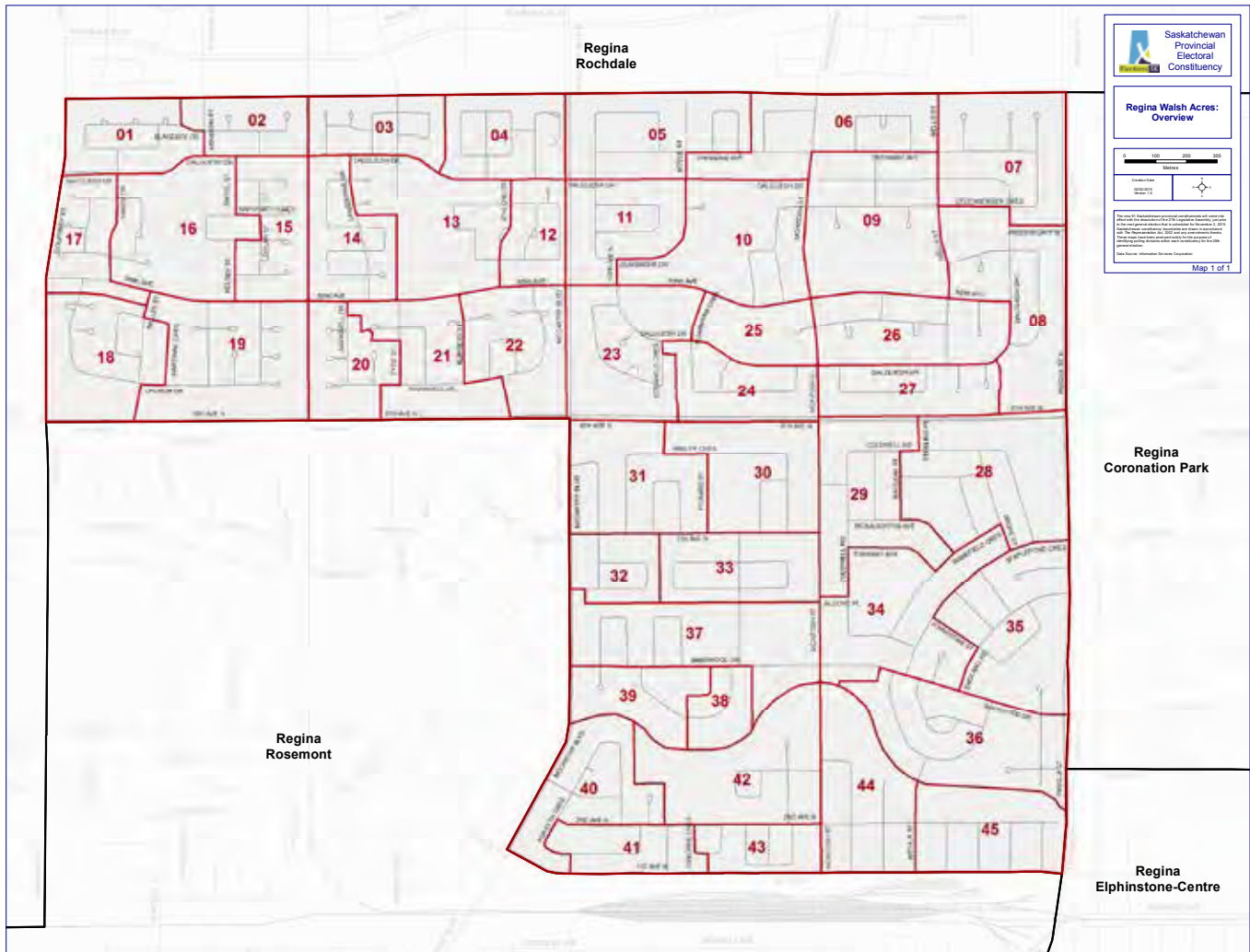


REGINA UNIVERSITY - Polling Location			Votes Cast For				Ballots	
Poll	Poll Name	Registered Voters	Yordanos Tesfamariam	Silvia Volodko	Aleana Young	Tina Beaudry-Mellor	Rejected Ballots	Votes For Cands
			GP	LIB	NDP	SP		
37	Whitmore Park United Church	309	2	5	49	55	0	111
38	Whitmore Park United Church	299	3	12	60	55	1	130
39	St. Martin de Porres Parish Center	306	3	6	58	73	0	140
AP	AP 1 - Whitmore Park United Church	-	6	27	256	322	0	611
AP	AP 2 - Whitmore Park United Church	-	16	26	263	302	1	607
AP	AP 3 - Whitmore Park United Church	-	11	28	268	301	1	608
	Absentee	-	1	4	43	35	4	83
	Hospital/Remand	-	0	2	3	4	3	9
MP1	Hillsdale Ch, Selo Garden Personal Ch	100	3	7	26	38	1	74
	Homebound Poll Regina University	-	1	0	0	9	1	10
PCF1	Wascana Rehabilitation Centre – Extended	251	7	20	51	39	2	117
PCF2	Marian Chateau (Assisted Living)	115	1	10	34	54	1	99
	<b>Totals</b>	<b>10913</b>	<b>165</b>	<b>401</b>	<b>3001</b>	<b>3418</b>	<b>24</b>	<b>6985</b>

	Candidate Elected - Tina Beaudry-Mellor							
	Plurality	417						
	% of Registered Voters Who Voted	64.23%						
	% By Party		2.36%	5.74%	42.96%	48.93%		



# VOTE SUMMARY BY CONSTITUENCY POLLING DIVISION: REGINA WALSH ACRES



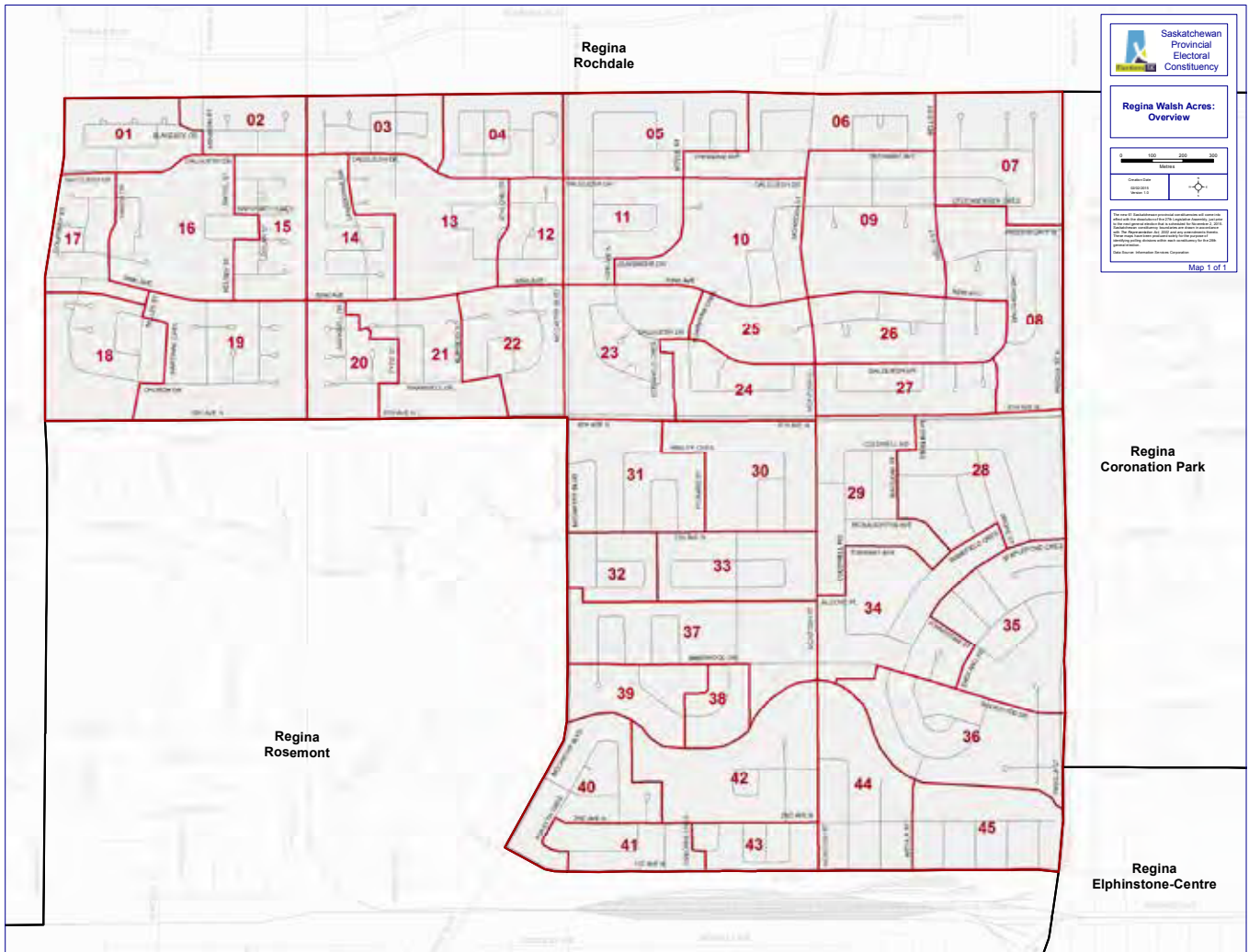


REGINA WALSH ACRES - Polling Location			Votes Cast For				Ballots	
Poll	Poll Name	Registered Voters	Leonie Williams	Reina Sinclair	Gloria Patrick	Warren Steinley	Rejected Ballots	Votes For Cands
			GP	LIB	NDP	SP		
1	École Centennial Community School	302	2	2	47	45	0	96
2	École Centennial Community School	244	4	1	41	53	0	99
3	W. H. Ford School	234	2	1	37	48	0	88
4	W. H. Ford School	301	2	6	54	75	0	137
5	Henry Janzen School	313	2	9	65	56	0	132
6	St. Bernadette School	287	0	2	50	69	0	121
7	St. Bernadette School	309	0	4	63	74	0	141
8	St. Bernadette School	277	2	9	50	75	0	136
9	St. Bernadette School	312	3	5	63	71	0	142
10	Henry Janzen School	329	0	7	60	76	0	143
11	Henry Janzen School	282	3	5	52	68	0	128
12	W. H. Ford School	187	3	2	33	51	0	89
13	W. H. Ford School	307	3	3	69	59	1	134
14	St. Jerome School	320	2	12	47	84	0	145
15	École Centennial Community School	286	1	8	44	62	0	115
16	École Centennial Community School	297	4	9	48	78	0	139
17	École Centennial Community School	241	0	2	38	60	0	100
18	St. Jerome School	265	1	4	46	66	0	117
19	St. Jerome School	341	5	10	82	72	0	169
20	St. Jerome School	222	0	2	45	34	0	81
21	W. H. Ford School	221	1	8	53	43	0	105
22	W. H. Ford School	235	3	7	45	51	0	106
23	Henry Janzen School	188	1	1	21	58	0	81
24	Henry Janzen School	190	0	6	32	28	0	66
25	Henry Janzen School	205	1	3	18	37	1	59
26	St. Bernadette School	323	3	5	66	93	1	167
27	St. Bernadette School	184	3	2	23	47	0	75
28	École Elsie Mironuck Community School	297	2	11	65	84	0	162
29	École Elsie Mironuck Community School	262	4	6	49	61	0	120
30	École Elsie Mironuck Community School	283	1	2	48	54	0	105
31	École Elsie Mironuck Community School	332	2	5	46	62	0	115
32	École St. Mary School	149	2	1	47	39	0	89
33	École St. Mary School	278	2	1	55	91	0	149

Continued on next page



REGINA WALSH ACRES (CONTINUED)

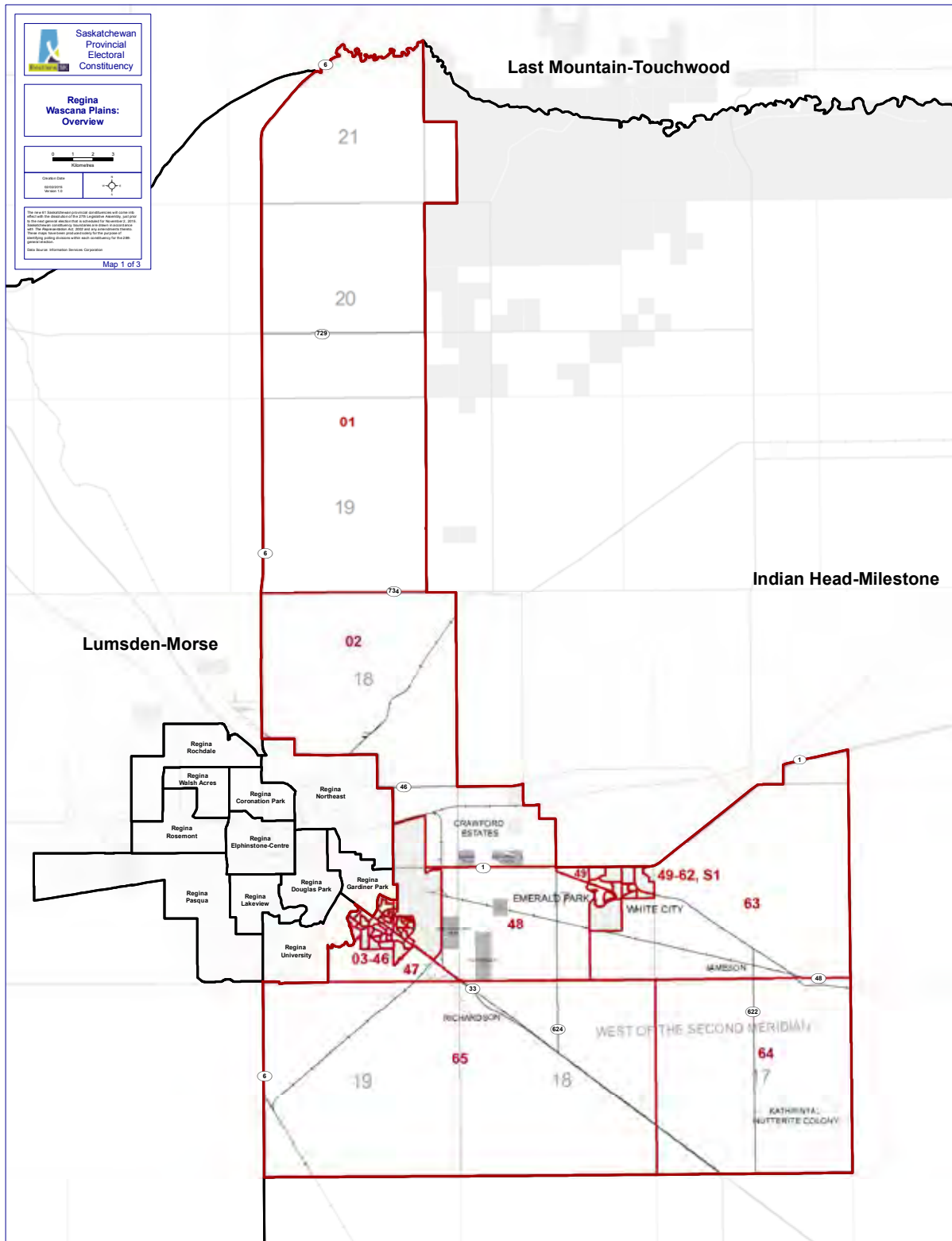


REGINA WALSH ACRES - Polling Location			Votes Cast For				Ballots	
Poll	Poll Name	Registered Voters	Leonie Williams GP	Reina Sinclair LIB	Gloria Patrick NDP	Warren Steinley SP	Rejected Ballots	Votes For Cands
34	École Elsie Mironuck Community School	344	5	7	91	55	0	158
35	St. James United Church	301	0	8	64	76	0	148
36	St. James United Church	265	2	2	46	33	1	83
37	École St. Mary School	336	3	9	56	55	1	123
38	Norman Kennedy Presbyterian Church	202	0	3	30	21	0	54
39	Norman Kennedy Presbyterian Church	182	1	8	35	28	0	72
40	Norman Kennedy Presbyterian Church	317	2	10	55	62	0	129
41	École St. Mary School	184	2	2	48	22	0	74
42	École St. Mary School	219	1	5	36	38	0	80
43	École St. Mary School	155	3	2	27	19	1	51
44	St. James United Church	253	1	4	44	26	0	75
45	St. James United Church	278	1	0	45	21	0	67
AP	AP 1 - Calvary Baptist Church	-	8	21	265	453	1	747
AP	AP 1 - St. James United Church	-	9	33	280	319	2	641
AP	AP 2 - Calvary Baptist Church	-	2	16	135	178	0	331
AP	AP 2 - St. James United Church	-	1	9	90	97	0	197
	Absentee	-	0	3	10	24	0	37
	Hospital/Remand	-	0	0	2	5	3	7
MP1	Anu-Oluwa Po Ch Inc. Bethel Manor, Cherished Hearts Personal Ch, Golden Oaks, Shannon House/Blair House	45	1	6	8	9	0	24
MP2	Arbor Oaks Manor, Care Home 8347, Kennedy Manor Ch, Walsh Acres Manor	35	0	3	5	5	1	13
	Homebound Poll Regina Walsh Acres	-	0	0	2	5	0	7
	<b>Totals</b>	<b>11919</b>	<b>106</b>	<b>312</b>	<b>2976</b>	<b>3575</b>	<b>13</b>	<b>6969</b>

Candidate Elected - Warren Steinley								
Plurality	599							
% of Registered Voters Who Voted	58.58%							
% By Party		1.52%	4.48%	42.70%	51.30%			



# VOTE SUMMARY BY CONSTITUENCY POLLING DIVISION: REGINA WASCANA PLAINS

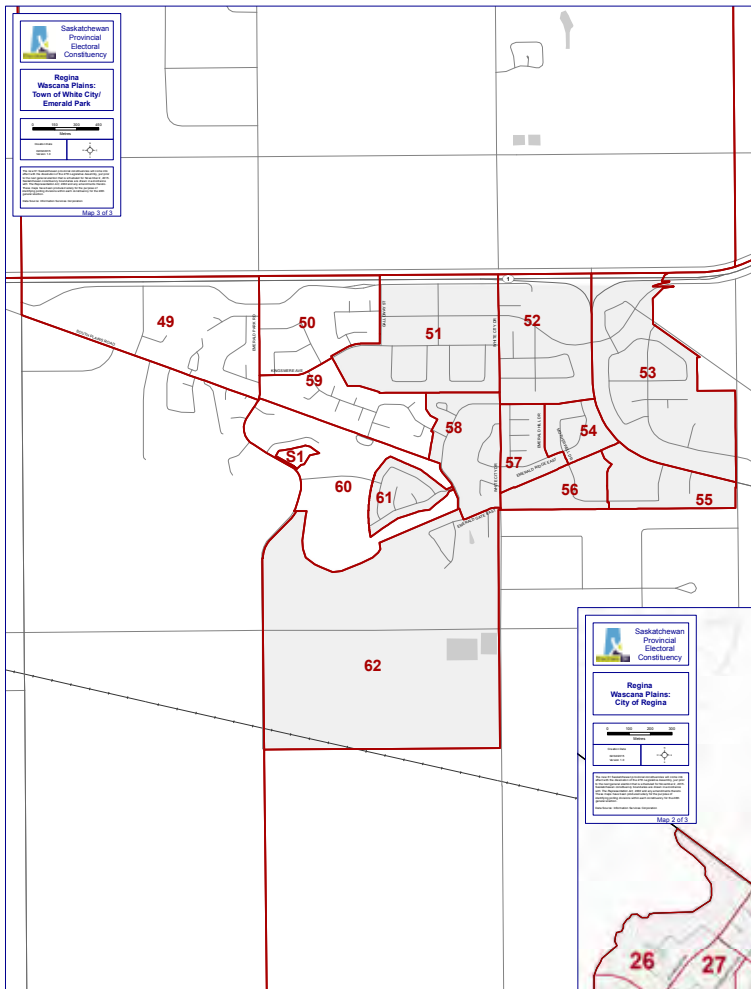


REGINA WASCANA PLAINS - Polling Location			Votes Cast For					Ballots	
Poll	Poll Name	Registered Voters	Jeremy O'Connor	Gulraiz Tariq	Kaytlyn Criddle	Allen Mryglod	Christine Tell	Rejected Ballots	Votes For Cands
			GP	LIB	NDP	PC	SP		
1	Best Western Plus Eastgate Inn and Suites	203	2	2	19	5	72	0	100
2	Best Western Plus Eastgate Inn and Suites	233	1	1	32	7	53	0	94
3	3/13/14 Regina Memorial Gardens & Funeral Home (Reception Room)	166	0	4	17	0	27	0	48
4	St. Gabriel School	303	2	3	38	4	82	0	129
5	St. Gabriel School	395	2	2	64	4	96	0	168
6	Jack Mackenzie School	273	1	5	35	1	71	1	113
7	Jack Mackenzie School	354	2	6	35	5	109	1	157
8	Jack Mackenzie School	217	3	1	37	2	61	1	104
9	St. Gabriel School	200	1	2	35	3	57	0	98
10	St. Gabriel School	240	1	6	37	2	66	0	112
11	Regina Public Library - Sunrise Branch - Multi Purpose Room	254	3	2	37	2	41	0	85
12	Living Hope Alliance Church (Gym)	252	0	5	19	3	63	0	90
13	<i>Combined With Poll 3</i>	-	-	-	-	-	-	-	-
14	<i>Combined With Poll 3</i>	-	-	-	-	-	-	-	-
15	Living Hope Alliance Church (Gym)	115	1	1	13	1	35	0	51
16	Living Hope Alliance Church (Gym)	136	3	1	10	1	48	0	63
17	Living Hope Alliance Church (Lounge)	179	0	1	12	3	55	0	71
18	Living Hope Alliance Church (Lounge)	140	2	1	7	1	23	0	34
19	Living Hope Alliance Church (Lounge)	213	2	2	23	1	55	0	83
20	Regina Public Library - Sunrise Branch - Multi Purpose Room	210	0	3	24	2	49	0	78
21	Resurrection Parish (Main Hall)	307	2	6	51	4	69	0	132
22	Jack Mackenzie School	243	2	3	40	3	53	0	101
23	Resurrection Parish (Main Hall)	240	0	6	41	0	69	0	116
24	Celebration Lutheran Church	196	0	8	22	7	66	0	103
25	Celebration Lutheran Church	266	6	3	40	6	72	0	127
26	Celebration Lutheran Church	268	3	5	40	3	42	0	93
27	W.S. Hawrylak School (Main Gym)	297	6	6	48	4	82	0	146
28	W.S. Hawrylak School (Main Gym)	262	0	5	56	2	79	0	142
29	W.S. Hawrylak School (Main Gym)	212	5	2	36	1	66	1	110
30	W.S. Hawrylak School (Main Gym)	320	1	7	54	1	94	0	157
31	W.S. Hawrylak School (Main Gym)	228	4	2	24	2	65	0	97
32	W.S. Hawrylak School (Main Gym)	218	2	4	30	3	59	0	98
33	Celebration Lutheran Church	204	0	8	21	1	48	0	78
34	Celebration Lutheran Church	282	6	7	36	3	69	1	121
35	Celebration Lutheran Church	193	2	2	20	2	41	0	67
36	Resurrection Parish (Main Hall)	279	3	5	18	0	63	0	89
37	Resurrection Parish (Main Hall)	250	2	4	15	2	74	0	97
38	Resurrection Parish (Main Hall)	172	1	2	20	0	46	0	69

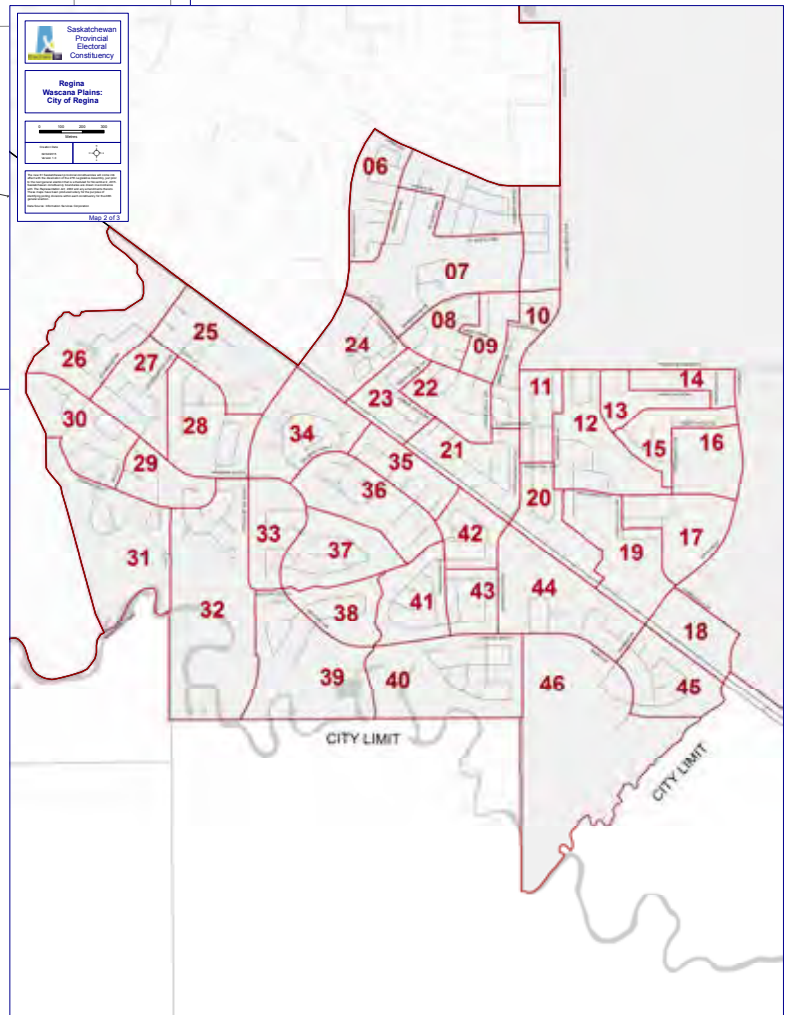
*Continued on next page*



REGINA WASCANA PLAINS (CONTINUED)



Regina Wascana Plains - Town of White City/  
Emerald Park



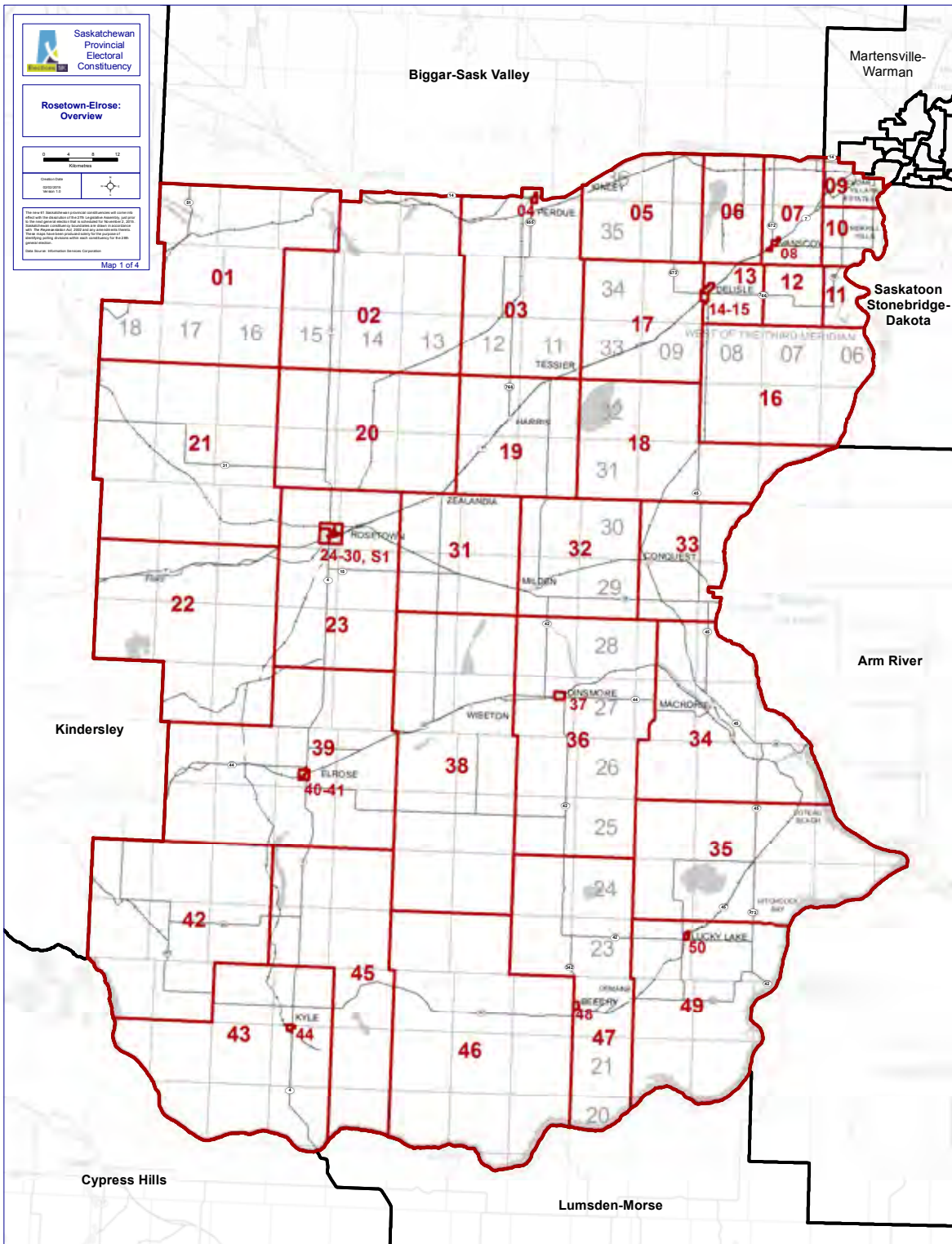
Regina Wascana Plains - City of Regina

REGINA WASCANA PLAINS - Polling Location			Votes Cast For					Ballots	
Poll	Poll Name	Registered Voters	Jeremy O'Connor	Gulraiz Tariq	Kaytlyn Criddle	Allen Mryglod	Christine Tell	Rejected Ballots	Votes For Cands
			GP	LIB	NDP	PC	SP		
39	Resurrection Parish (Main Hall)	263	3	4	30	2	60	0	99
40	Resurrection Parish (Main Hall)	304	0	7	22	4	55	0	88
41	Resurrection Parish (Flex Room)	261	1	2	20	1	61	0	85
42	Resurrection Parish (Flex Room)	196	2	4	23	1	56	0	86
43	Resurrection Parish (Flex Room)	207	1	1	17	2	61	0	82
44	Living Hope Alliance Church (Gym)	315	4	7	34	0	93	0	138
45	Living Hope Alliance Church (Gym)	228	1	0	26	6	53	1	86
46	46/47 Living Hope Alliance Church (Gym)	182	3	2	16	0	41	0	62
47	<i>Combined With Poll 46</i>	-	-	-	-	-	-	-	-
48	École White City School	320	2	1	37	6	108	0	154
49	École White City School	188	2	4	9	2	50	0	67
50	École White City School	240	2	3	32	3	81	0	121
51	École White City School	291	7	1	50	3	82	2	143
52	White City Community Centre	183	0	7	30	4	36	0	77
53	White City Community Centre	420	3	3	38	2	110	0	156
54	Emerald Ridge Elementary School	159	1	2	9	1	50	0	63
55	White City Community Centre	47	0	0	1	1	7	0	9
56	Emerald Ridge Elementary School	65	0	0	8	1	25	0	34
57	Emerald Ridge Elementary School	231	0	0	28	3	70	2	101
58	Emerald Ridge Elementary School	233	2	2	15	1	87	0	107
59	École White City School	238	3	1	30	7	85	0	126
60	École White City School	149	0	0	12	0	27	0	39
61	Emerald Ridge Elementary School	265	0	3	19	2	77	1	101
62	Emerald Ridge Elementary School	260	1	0	23	1	87	0	112
63	White City Community Centre	351	2	4	32	12	119	1	169
64	White City Community Centre	87	0	1	9	4	22	0	36
65	White City Community Centre	128	2	0	14	2	38	0	56
AP	White City Community Centre	-	11	13	183	23	621	2	851
AP	AP 1 - Living Hope Alliance Church	-	8	17	187	12	514	0	738
AP	AP 2 - Living Hope Alliance Church	-	7	21	205	23	546	1	802
AP	AP 3 - Living Hope Alliance Church	-	11	41	223	14	434	2	723
	Absentee	-	1	1	22	5	106	2	135
	Hospital/Remand/Homebound	-	1	0	2	0	9	2	12
MP1	Canadian Ch Associates, Ultimate Care Ldt., William Albert House	78	1	2	13	6	16	2	38
	Homebound Poll Regina Wascana Plains	RESULTS COMBINED WITH HOSPITAL/ REMAND POLL							-
	Totals	14409	153	287	2525	245	6107	23	9317

	Candidate Elected - Christine Tell								
	Plurality	3582							
	% of Registered Voters Who Voted	64.82%							
	% By Party		1.64%	3.08%	27.10%	2.63%	65.55%		



# VOTE SUMMARY BY CONSTITUENCY POLLING DIVISION: ROSETOWN-ELROSE



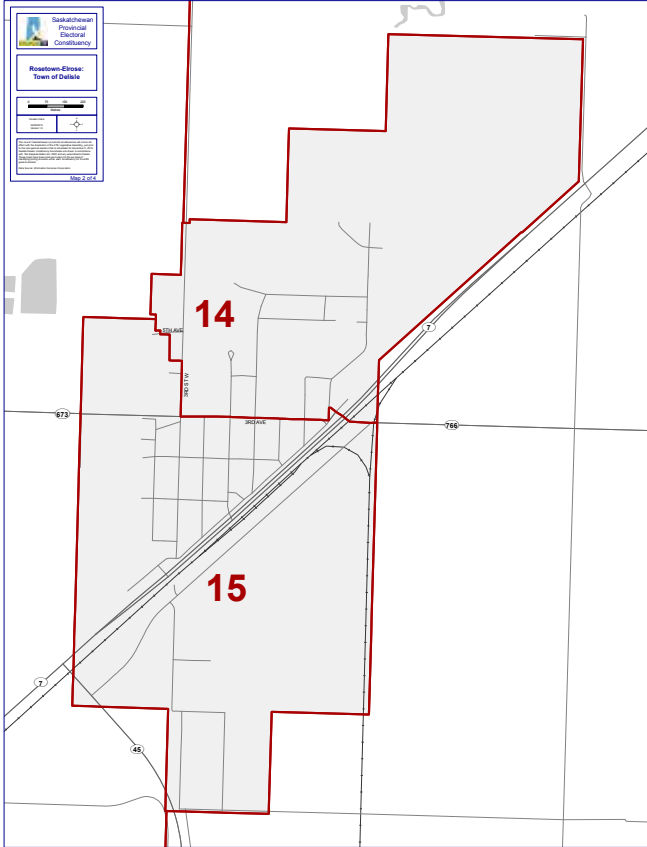


ROSETOWN-ELROSE - Polling Location			Votes Cast For				Ballots	
Poll	Poll Name	Registered Voters	Yvonne Potter Pihach	Adrian Janssens	Glenn Wright	Jim Reiter	Rejected Ballots	Votes For Cands
			GP	LIB	NDP	SP		
1	Springwater Community Hall	225	2	0	16	78	0	96
2	Perdue Recreational Complex	243	1	1	13	51	0	66
3	Perdue Recreational Complex	246	1	0	15	79	1	95
4	Perdue Recreational Complex	253	10	1	36	96	0	143
5	Delisle Town Hall	188	1	1	24	46	0	72
6	Vanscoy Circle Hall	251	3	3	26	102	0	134
7	Vanscoy Circle Hall	406	6	9	72	154	1	241
8	Vanscoy Circle Hall	310	5	7	37	103	0	152
9	Merrill Hills Community Centre	161	1	2	16	64	0	83
10	Merrill Hills Community Centre	268	13	9	40	134	0	196
11	Pike Lake Community Hall	411	7	6	84	151	0	248
12	Pike Lake Community Hall	205	4	0	29	61	0	94
13	Delisle Town Hall	210	4	2	28	53	0	87
14	Delisle Town Hall	391	8	2	48	121	0	179
15	Delisle Town Hall	324	5	2	38	83	0	128
16	RM of Montrose #315 Office, Council Meeting Room	238	3	2	22	100	0	127
17	Delisle Town Hall	159	2	1	9	56	0	68
18	RM of Montrose #315 Office, Council Meeting Room	133	2	1	3	52	1	58
19	Harris Tessier New Horizons Centre	227	2	0	36	101	0	139
20	Rosetown Elks Hall	211	3	1	5	80	0	89
21	Herschel Memorial Hall	191	1	1	20	92	0	114
22	Fiske Community Hall	190	1	1	6	102	0	110
23	Rosetown Senior New Horizons Centre	217	1	1	2	85	0	89
24	Rosetown Elks Hall	290	0	2	23	113	0	138
25	Rosetown Elks Hall	195	2	0	13	65	0	80
26	Rosetown Elks Hall	127	2	0	11	60	0	73
27	Rosetown Elks Hall	302	2	3	18	106	0	129
28	Rosetown Elks Hall	338	3	2	18	115	0	138
29	Rosetown Senior New Horizons Centre	266	2	5	24	75	1	106
30	Rosetown Senior New Horizons Centre	175	0	5	11	68	0	84
31	Rosetown Senior New Horizons Centre	181	1	6	10	57	0	74
32	Milden Community Hall	250	2	5	16	105	0	128
33	Conquest Community Centre	298	5	1	27	151	1	184
34	Macrorie Community Hall	259	5	3	24	125	0	157

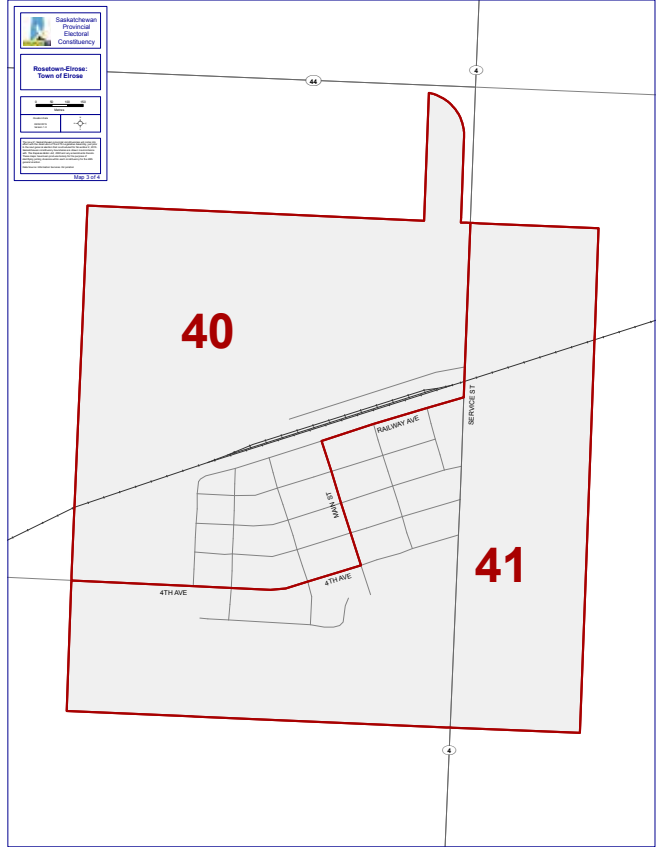
Continued on next page



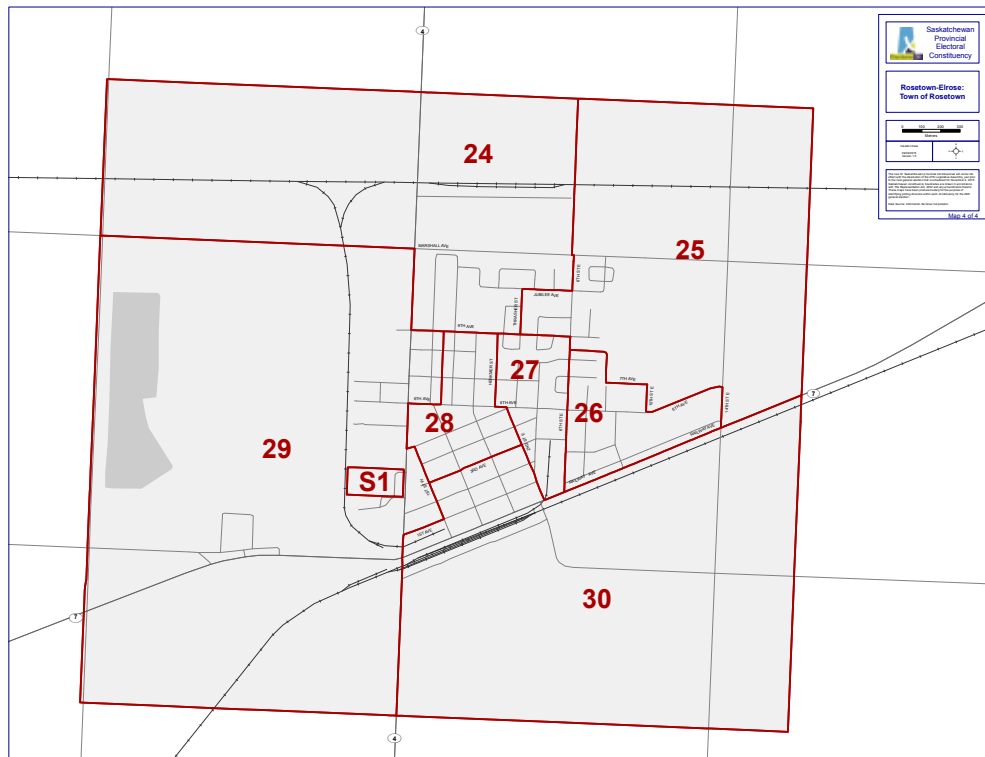
ROSETOWN-ELROSE (CONTINUED)



Town of Delisle



Town of Elrose



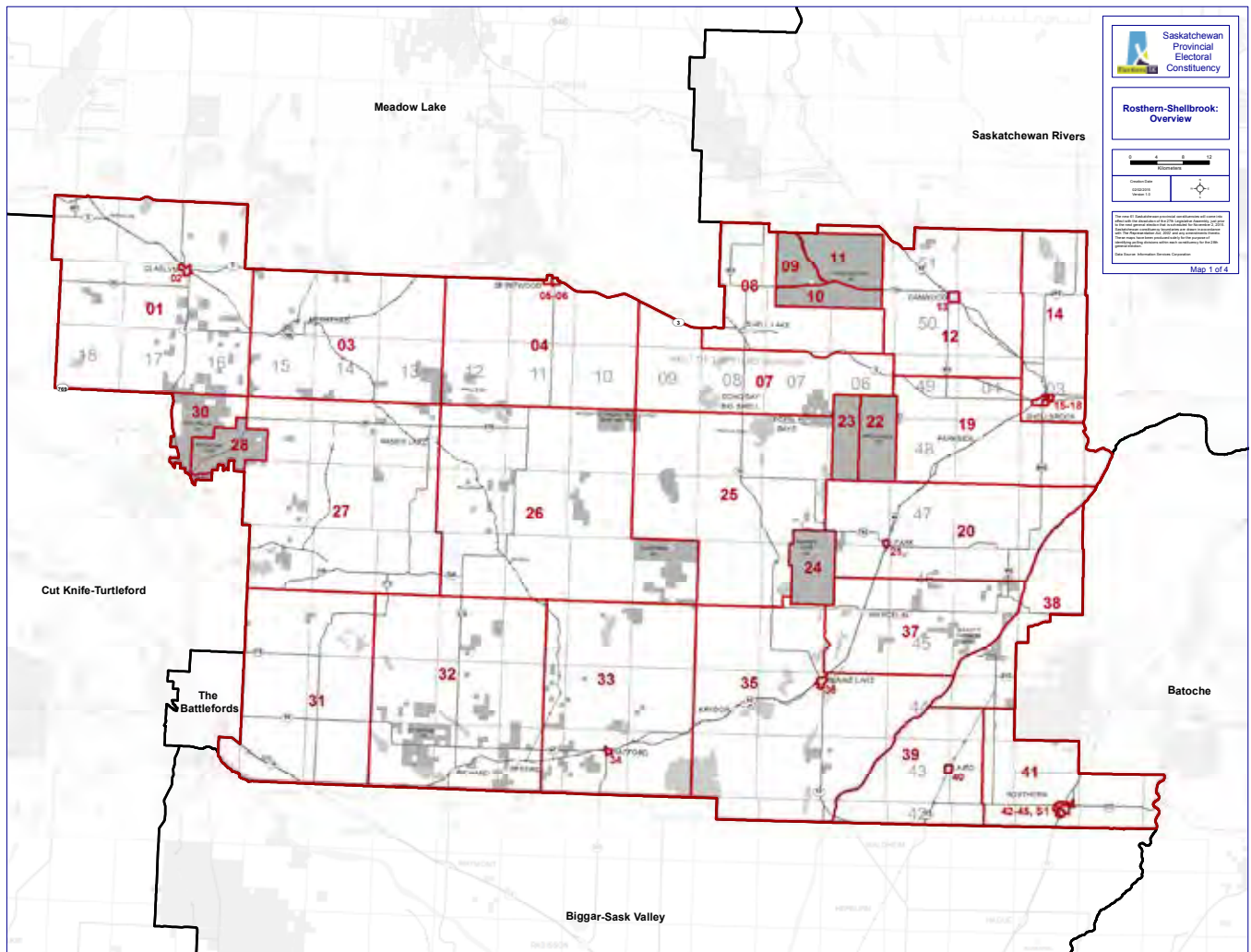
Town of Rosetown

ROSETOWN-ELROSE - Polling Location			Votes Cast For				Ballots	
Poll	Poll Name	Registered Voters	Yvonne Potter Pihach	Adrian Janssens	Glenn Wright	Jim Reiter	Rejected Ballots	Votes For Cands
			GP	LIB	NDP	SP		
35	Birsay Community Hall	235	6	3	8	132	0	149
36	Dinsmore Community Hall	167	2	2	10	103	0	117
37	Dinsmore Community Hall	205	3	1	14	120	0	138
38	Wiseton Memorial Hall	214	2	2	15	118	0	137
39	Elrose Scout Hut	167	1	3	14	86	0	104
40	Elrose Scout Hut	190	3	3	17	109	0	132
41	Elrose Scout Hut	142	3	0	13	69	0	85
42	Lacadena Community Centre	120	1	0	5	61	0	67
43	Kyle Community & Elks Hall	253	6	4	26	126	0	162
44	Kyle Community & Elks Hall	316	3	6	32	129	0	170
45	Kyle Community & Elks Hall	127	1	1	6	10	0	18
46	Beechy Horizon Senior Centre	155	1	1	7	77	0	86
47	Beechy Horizon Senior Centre	151	1	5	9	78	0	93
48	Beechy Horizon Senior Centre	167	1	4	21	94	0	120
49	Lucky Lake Community Centre	118	1	0	7	55	0	63
50	Lucky Lake Community Centre	199	3	1	14	82	0	100
AP	Muller Building	-	8	4	91	615	0	718
AP	Delisle Town Hall, Lodge Room	-	11	8	171	409	0	599
AP	Lucky Lake Community Centre	-	1	5	16	132	0	154
AP	Kyle Community & Elks Hall	-	7	3	34	81	0	125
	Absentee	-	2	0	3	93	2	98
	Hospital/Remand	-	1	1	3	7	1	12
MP1	Orange Memories Ch, Rose Villa Longterm Care	80	3	0	6	26	0	35
MP2	Elrose Health Centre, Silverwood Assisted Living Villa	42	0	0	3	16	0	19
MP3	Beechy Community Ch, Dinsmore Health Centre, Kyle Health Centre, Lucky Lake Health Centre	68	0	2	11	19	0	32
	Homebound Poll Rosetown-Elrose	-	1	2	4	8	0	15
	<b>Totals</b>	<b>11455</b>	<b>182</b>	<b>146</b>	<b>1380</b>	<b>5939</b>	<b>8</b>	<b>7647</b>

	Candidate Elected - Jim Reiter							
	Plurality	4559						
	% of Registered Voters Who Voted	66.83%						
	% By Party		2.38%	1.91%	18.05%	77.66%		



# VOTE SUMMARY BY CONSTITUENCY POLLING DIVISION: ROSTHERN-SHELLBROOK

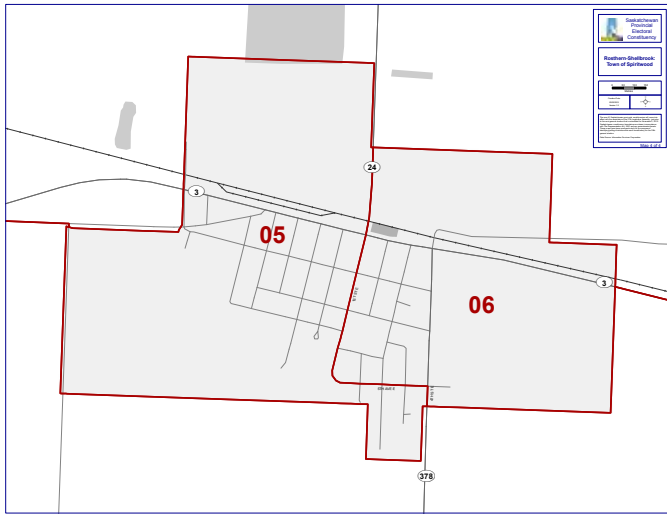


ROSTHERN-SHELLBROOK - Polling Location				Votes Cast For			Ballots	
Poll	Poll Name	Registered Voters	Jade Duckett	Orrin Murray Greyeyes	Rose Freeman	Scott Moe	Rejected Ballots	Votes For Cands
			GP	LIB	NDP	SP		
1	Glaslyn Community Hall	253	2	5	14	82	0	103
2	Glaslyn Community Hall	285	0	4	13	96	0	113
3	Medstead Community Hall	331	2	3	27	200	0	232
4	Spiritwood Civic Centre	281	2	3	26	107	1	138
5	Spiritwood Civic Centre	311	2	3	22	101	0	128
6	Spiritwood Civic Centre	256	2	4	17	88	0	111
7	Big Shell Hall	197	0	0	25	66	0	91
8	Shell Lake And District Lions Community Hall	317	6	2	73	106	0	187
9	9/10/11 Ahtahkakoop Band Hall	882	0	56	51	3	0	110
10	<i>Combined With Poll 9</i>	-	-	-	-	-	-	-
11	<i>Combined With Poll 9</i>	-	-	-	-	-	-	-
12	Canwood Elks Community Hall	277	3	0	28	137	0	168
13	Canwood Elks Community Hall	235	3	3	36	108	0	150
14	Shellbrook Community Hall	249	1	0	17	107	0	125
15	Shellbrook Community Hall	257	0	2	21	79	0	102
16	Shellbrook Community Hall	253	2	0	30	75	0	107
17	Shellbrook Community Hall	246	1	2	18	82	0	103
18	Shellbrook Community Hall	298	1	2	24	104	0	131
19	Parkside Heritage Center	280	2	0	14	114	0	130
20	Leask Legion Hall	203	1	3	22	81	1	107
21	Leask Legion Hall	276	3	8	22	108	1	141
22	22/23 Family Centre	485	3	46	37	14	0	100
23	<i>Combined With Poll 22</i>	-	-	-	-	-	-	-
24	Muskeg Band Gym	228	2	39	22	4	0	67
25	Big Shell Hall	153	0	1	7	42	0	50
26	Mayfair Community Hall	215	2	4	14	120	0	140
27	Sandwith Community Hall	260	1	1	21	89	0	112
28	28/29 Moosomin Band Hall	417	0	75	22	2	1	99
29	<i>Combined With Poll 28</i>	-	-	-	-	-	-	-
30	Saulteaux Community Complex	196	1	90	11	7	2	109
31	Willow Heights Community Hall	258	1	3	29	132	0	165
32	Speers and District Recreation Centre	233	2	5	23	100	0	130
33	Hafford Ukrainian Hall	205	4	0	6	83	0	93
34	Hafford Ukrainian Hall	263	1	2	34	49	0	86
35	Blaine Lake Gospel Church	207	5	3	11	92	0	111
36	Blaine Lake Gospel Church	340	2	5	41	118	0	166

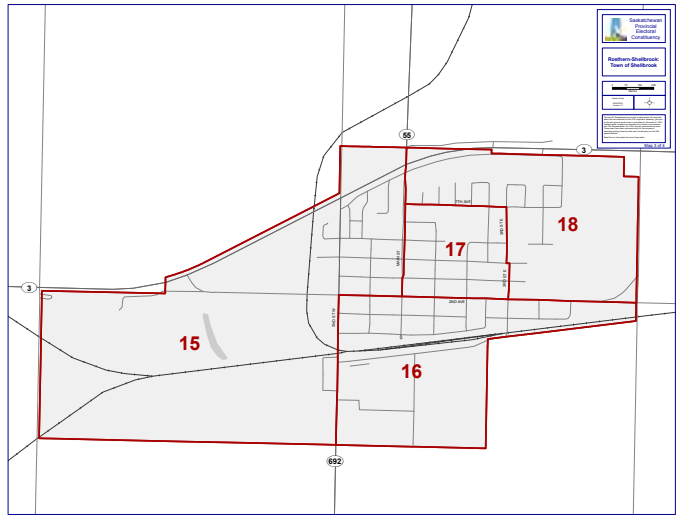
Continued on next page



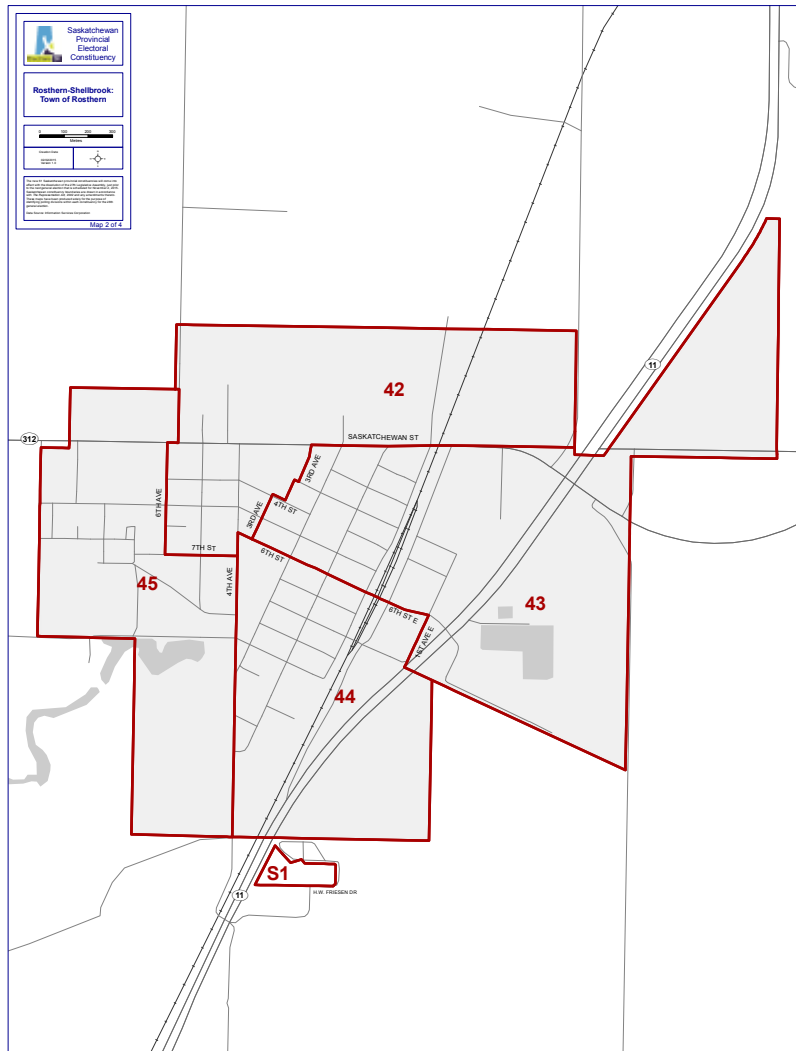
ROSTHERN-SHELLBROOK (CONTINUED)



Town of Spiritwood



Town of Shellbrook



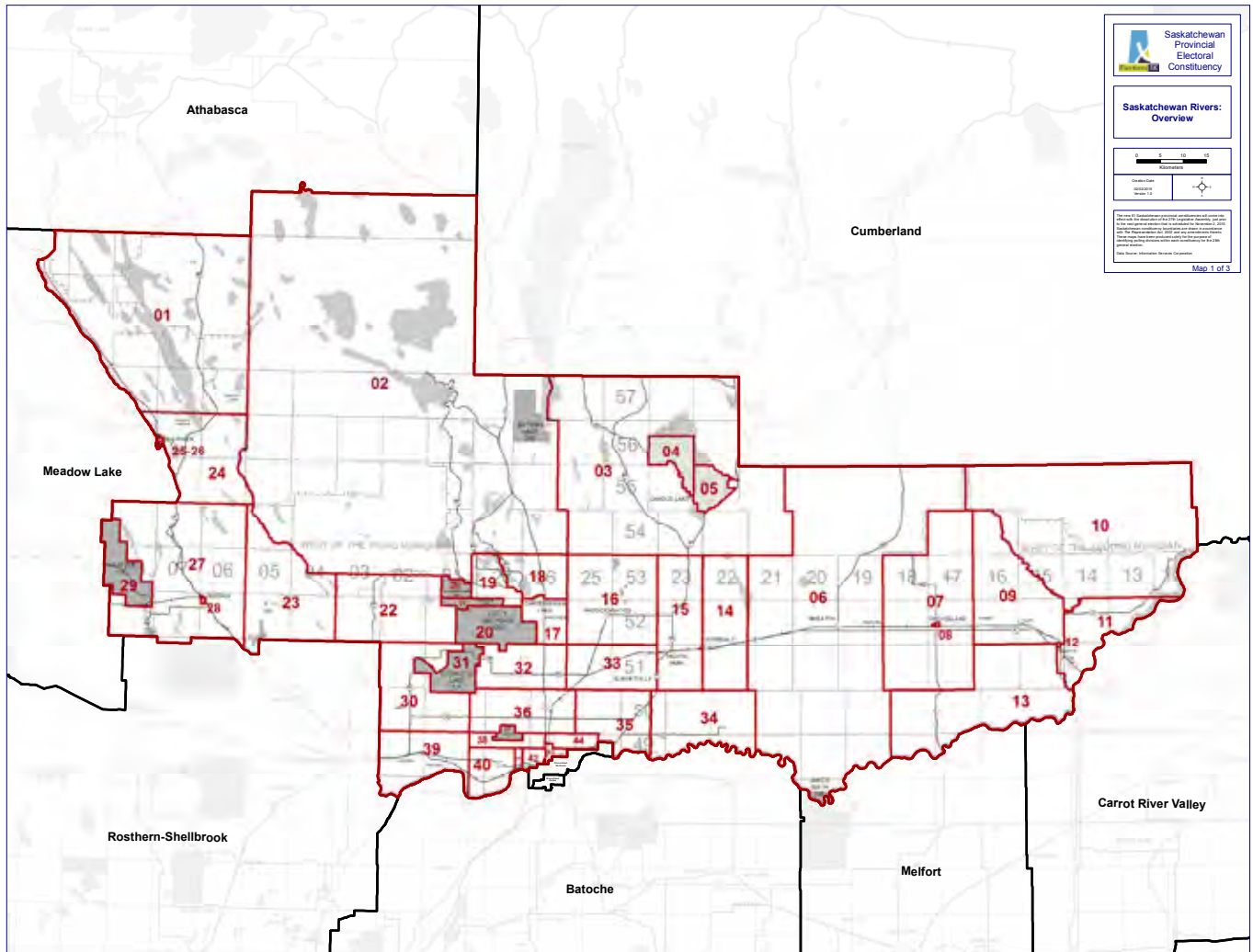
Town of Rosthern

ROSTHERN-SHELLBROOK - Polling Location			Votes Cast For				Ballots	
Poll	Poll Name	Registered Voters	Jade Duckett GP	Orrin Murray Greyeyes LIB	Rose Freeman NDP	Scott Moe SP	Rejected Ballots	Votes For Cands
37	Marcelin Senior Co-operative Centre	216	4	6	15	40	0	65
38	Wingard Hall	58	0	1	4	27	1	32
39	Laird Community Hall	261	3	3	10	121	0	137
40	Laird Community Hall	196	2	3	28	102	0	135
41	St. Odilon RC Parish Church	223	2	2	12	93	0	109
42	St. Odilon RC Parish Church	254	2	5	28	62	0	97
43	St. Odilon RC Parish Church	259	5	0	25	58	0	88
44	St. Odilon RC Parish Church	303	4	7	30	45	0	86
45	St. Odilon RC Parish Church	310	2	2	36	88	0	128
AP	Glaslyn Community Hall	-	1	8	11	108	0	128
AP	Pioneer Centre (Seniors Centre)	-	5	8	38	220	0	271
AP	Hafford Ukrainian Hall	-	3	7	40	154	0	204
AP	Marcelin Community Hall	-	8	10	37	178	0	233
AP	St. Odilon RC Parish Church	-	13	12	85	231	0	341
AP	Shellbrook Seniors Association Centre	-	5	2	70	367	2	444
	Absentee	-	0	1	5	30	3	36
	Hospital/Remand/Homebound	-	0	5	5	12	1	22
MP1	Parkland Integrated Health Centre - Parkland Terrace Long Term Care	33	0	0	4	8	0	12
MP2	Home for the Aged,	23	0	0	2	7	0	9
MP3	Rose Gill Lodge, Spiritwood & District Health Complex - Long Term Care	66	0	1	5	16	0	22
MP4	Wheatland Lodge, Whispering Pine Place	50	0	1	4	9	1	14
MP5	Hafford Special Care Centre, Oasis Personal Care	40	1	1	7	10	0	19
	Homebound Poll Rosthern-Shellbrook	RESULTS COMBINED WITH HOSPITAL/ REMAND POLL						-
PCF1	Mennonite Nursing Home - Long-Term Care/Pine Views Manor - Assisted Living/Country Garden Condos	99	2	9	9	42	0	62
	<b>Totals</b>	<b>11538</b>	<b>119</b>	<b>468</b>	<b>1288</b>	<b>4724</b>	<b>14</b>	<b>6599</b>

	Candidate Elected - Scott Moe							
	Plurality	3436						
	% of Registered Voters Who Voted	57.31%						
	% By Party		1.80%	7.09%	19.52%	71.59%		



# VOTE SUMMARY BY CONSTITUENCY POLLING DIVISION: SASKATCHEWAN RIVERS



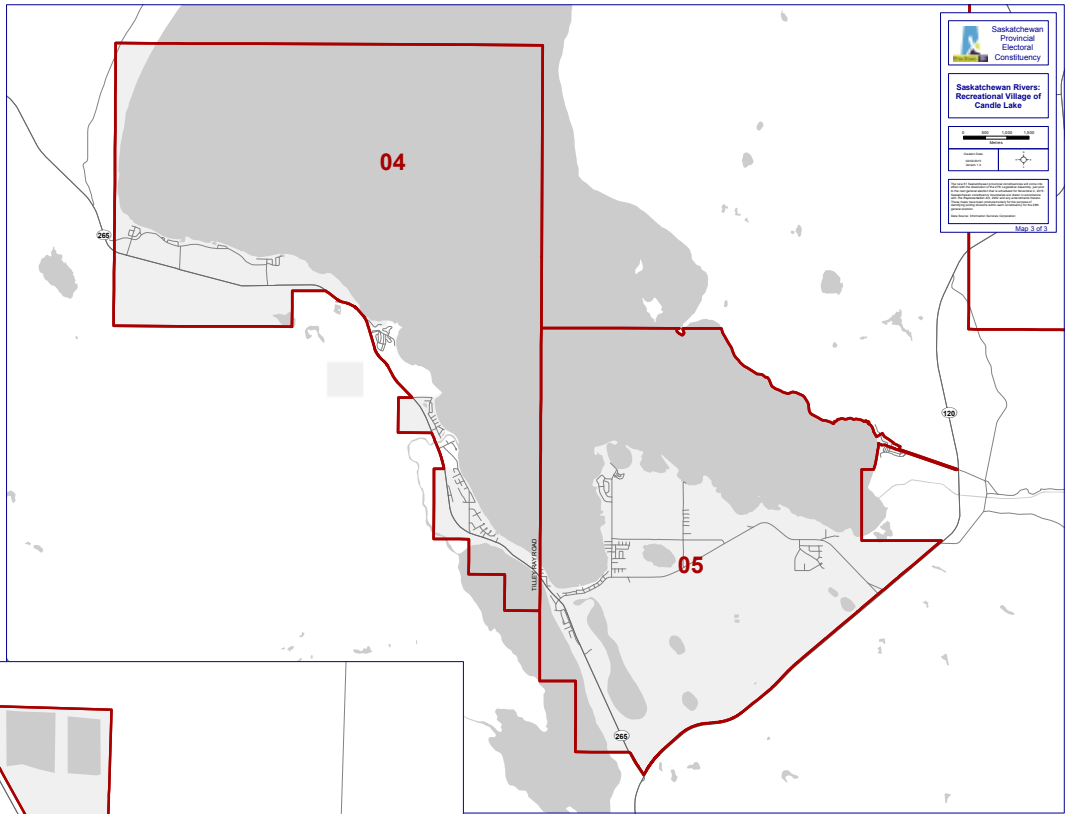


SASKATCHEWAN RIVERS - Polling Location							Ballots	
Poll	Poll Name	Registered Voters	Brenda McKnight	Lyle Whitefish	Nadine Wilson	Rejected Ballots	Votes For Cands	
			LIB	NDP	SP			
1	Big River Community Center	140	0	11	64	0	75	
2	Elk Ridge Resort	141	3	16	38	0	57	
3	Candle Lake Golf Resort	34	0	2	6	0	8	
4	Candle Lake Golf Resort	237	4	21	87	0	112	
5	Candle Lake Golf Resort	328	3	40	100	0	143	
6	Smeaton Recreation Center	314	6	32	141	0	179	
7	Choiceland Senior Citizen's Center	264	1	17	88	0	106	
8	Choiceland Senior Citizen's Center	268	1	24	80	1	105	
9	Love Community Hall	211	3	17	91	0	111	
10	Love Community Hall	132	2	10	52	0	64	
11	White Fox Community Hall	183	1	11	76	1	88	
12	White Fox Community Hall	229	3	13	65	0	81	
13	White Fox Community Hall	150	0	4	64	0	68	
14	Meath Park Senior Center	96	1	14	47	0	62	
15	Meath Park Senior Center	273	4	44	127	0	175	
16	Paddockwood Community Hall	265	6	28	97	0	131	
17	Christopher Lake School	294	7	45	90	1	142	
18	Christopher Lake School	379	9	47	132	0	188	
19	Christopher Lake School	214	2	29	62	0	93	
20	20/21 Little Red River Band Office	483	20	78	11	2	109	
21	<i>Combined With Poll 20</i>	-	-	-	-	-	-	
22	Deer Ridge Recreation Center	135	2	6	73	0	81	
23	Debden Community Center	145	2	14	73	0	89	
24	Big River Community Center	326	4	27	166	0	197	
25	Big River Community Center	235	3	14	88	0	105	
26	Big River Community Center	202	5	12	62	0	79	
27	Debden Community Center	354	7	27	177	1	211	
28	Debden Community Center	220	4	26	103	0	133	
29A/29B/29C/29D/29E	Big River Band Community Hall	1521	4	277	11	0	292	
30	Deer Ridge Recreation Center	247	1	21	74	0	96	
31A/31B/31C	Sturgeon Lake Community Centre	911	33	115	9	0	157	
32	Spruce Home Activity Center	310	5	45	112	1	162	
33	St. James Parish	287	11	27	127	0	165	
34	Meath Park Senior Center	141	2	17	52	0	71	
35	Honeymoon Coop Hall	221	4	19	93	0	116	
36	Spruce Home Activity Center	338	6	40	116	0	162	

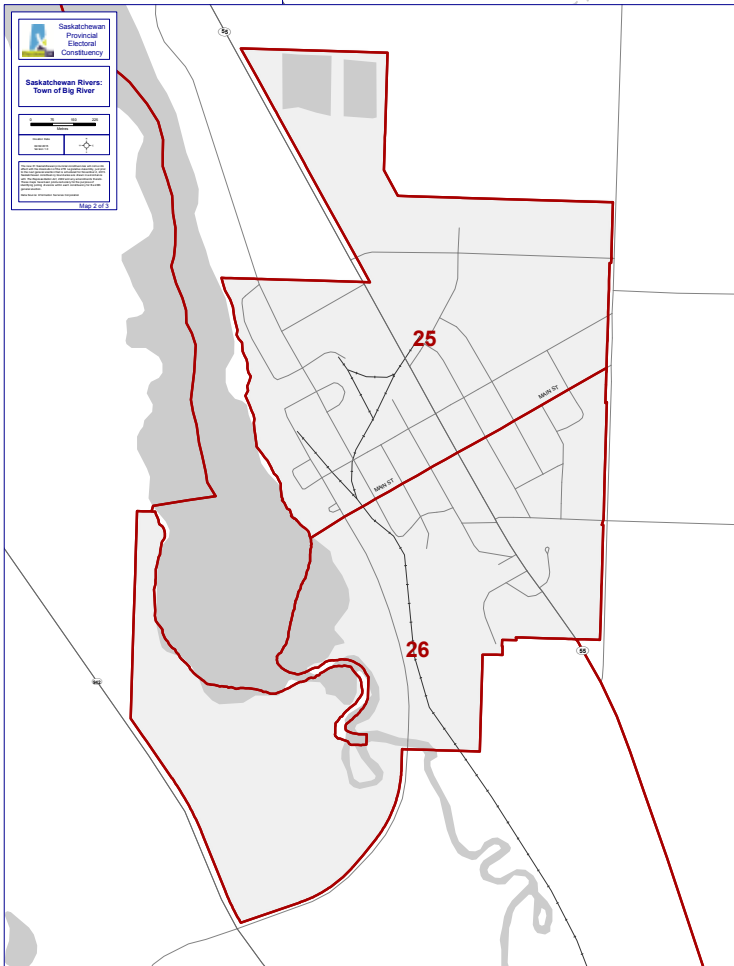
Continued on next page



SASKATCHEWAN RIVERS (CONTINUED)



Recreational Village of Candle Lake



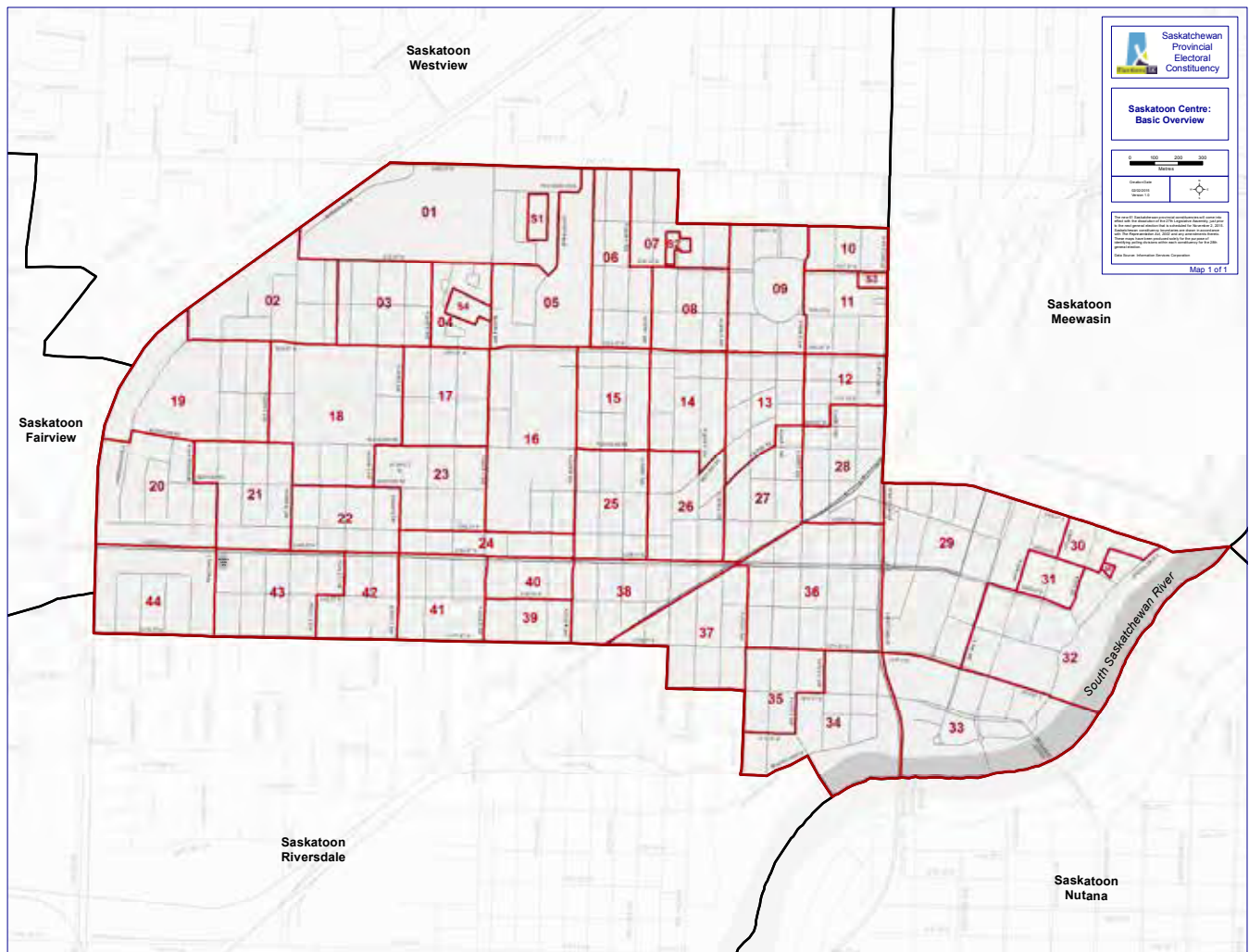
Town of Big River

SASKATCHEWAN RIVERS - Polling Location							Ballots	
Poll	Poll Name	Registered Voters	Brenda McKnight	Lyle Whitefish	Nadine Wilson	Rejected Ballots	Votes For Cands	
			LIB	NDP	SP			
37	Wahpeton Communiplex	171	8	46	1	0	55	
38	Buckland Fire and Rescue	167	2	19	51	2	72	
39	Buckland Fire and Rescue	359	6	40	100	0	146	
40	Buckland Fire and Rescue	273	2	44	100	0	146	
41	Red Wing School	151	3	13	37	0	53	
42	Red Wing School	210	9	24	65	0	98	
43	Red Wing School	154	2	22	49	0	73	
44	Red Wing School	350	4	61	159	1	224	
AP	Candle Lake Golf Resort	-	2	46	122	0	170	
AP	Choiceland Senior Citizen's Center	-	2	29	112	0	143	
AP	Buckland Fire And Rescue	-	20	140	411	1	571	
AP	Big River Legion Legion Hall	-	2	30	130	0	162	
AP	White Fox Senior Centre	-	0	18	86	0	104	
AP	St. Christopher Anglican Church	-	7	108	178	0	293	
AP	Big River First Nation Multiplex	-	0	145	14	0	159	
	Absentee	-	1	20	75	12	96	
	Hospital/Remand/Homebound	-	3	7	12	1	22	
MP1	Big River Health Cebtre, Debden Heritage Manor	55	2	5	17	1	24	
MP2	North Haven Cooperative, South Ridge Ch	20	0	3	11	0	14	
	Homebound Poll Saskatchewan Rivers	RESULTS COMBINED WITH HOSPITAL/REMAND POLL					-	
	<b>Totals</b>	<b>12138</b>	<b>244</b>	<b>2010</b>	<b>4584</b>	<b>25</b>	<b>6838</b>	

	Candidate Elected - Nadine Wilson						
	Plurality	2574					
	% of Registered Voters Who Voted	56.54%					
	% By Party		3.57%	29.39%	67.04%		



# VOTE SUMMARY BY CONSTITUENCY POLLING DIVISION: SASKATOON CENTRE

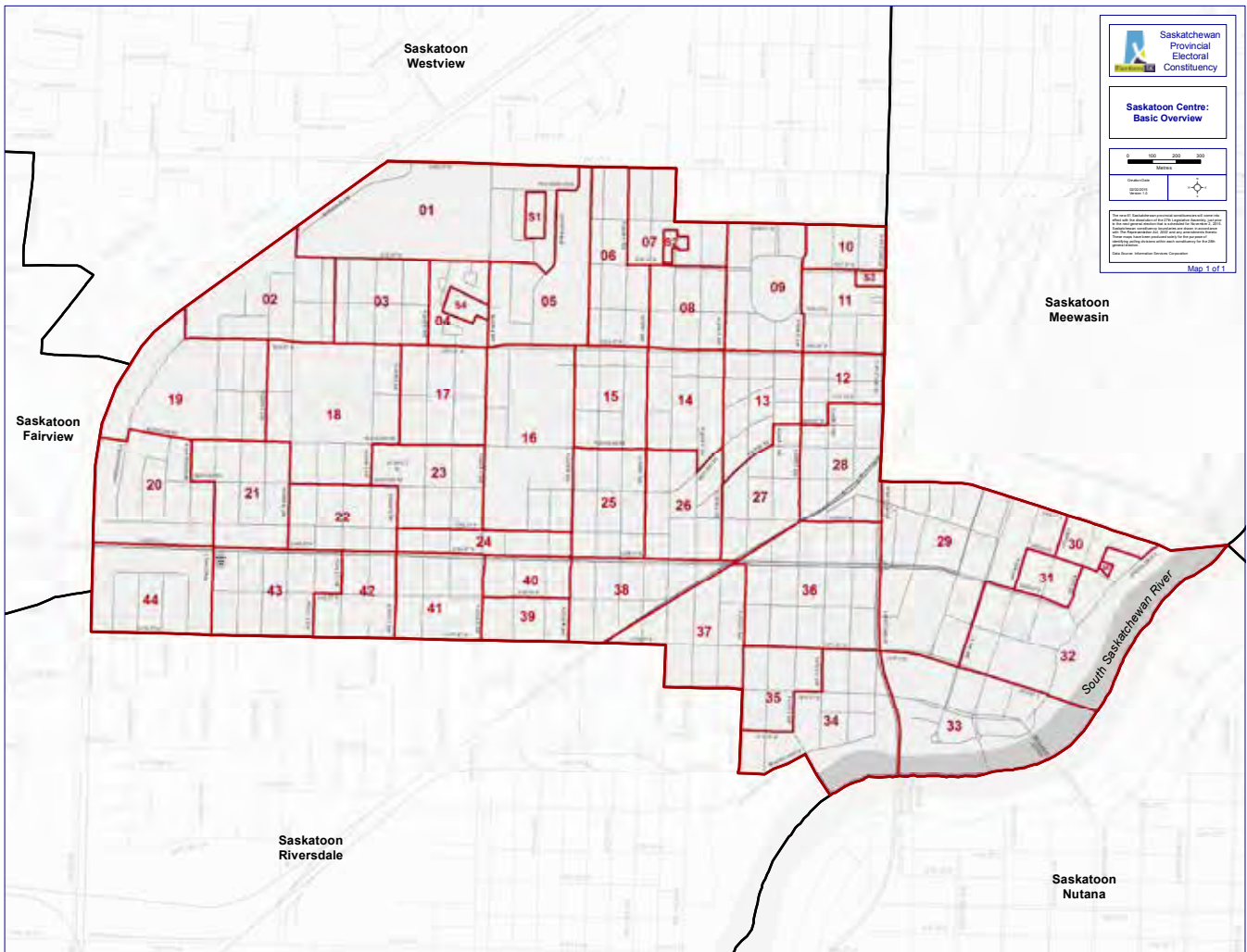


SASKATOON CENTRE - Polling Location			Votes Cast For				Ballots	
Poll	Poll Name	Registered Voters	Kathryn McDonald	Roman M. Todos	David Forbes	Brad Hoffmann	Rejected Ballots	Votes For Cands
			GP	LIB	NDP	SP		
1	St. Edward School	194	1	0	24	16	0	41
2	St. Edward School	282	2	1	41	51	0	95
3	St. Edward School	214	1	2	29	29	0	61
4	Harry Landa Court	201	2	4	55	26	1	87
5	St. Edward School	137	1	4	9	23	0	37
6	St. Edward School	341	5	2	62	35	1	104
7	St. Edward School	302	5	2	41	29	0	77
8	Caswell School	237	2	1	60	26	0	89
9	Caswell School	251	2	5	64	22	0	93
10	Caswell School	192	3	1	54	21	0	79
11	Caswell School	260	2	5	64	37	0	108
12	Caswell School	265	1	4	74	15	2	94
13	Bedford Road Collegiate	313	3	2	104	35	0	144
14	Bedford Road Collegiate	259	2	0	57	27	0	86
15	E.D. Feehan Catholic High School	291	3	5	42	37	0	87
16	E.D. Feehan Catholic High School	289	3	3	26	32	0	64
17	E.D. Feehan Catholic High School	249	0	0	37	27	0	64
18	E.D. Feehan Catholic High School	281	1	1	40	38	0	80
19	École St. Gerard School	263	4	1	51	43	0	99
20	École St. Gerard School	311	0	5	68	60	0	133
21	École St. Gerard School	275	0	4	32	41	0	77
22	St. Maria Goretti Community School	285	1	2	49	22	0	74
23	St. Maria Goretti Community School	283	0	1	44	21	1	66
24	St. Maria Goretti Community School	218	1	4	31	11	0	47
25	E.d. Feehan High School	278	4	2	49	26	0	81
26	Bedford Road Collegiate	334	3	3	67	24	1	97
27	Bedford Road Collegiate	286	0	3	66	25	1	94
28	Bedford Road Collegiate	248	2	4	60	24	0	90
29	TCU Place	228	2	2	29	33	1	66
30	TCU Place	169	0	4	37	17	0	58
31	TCU Place	216	1	5	37	23	0	66
32	TCU Place	227	0	3	33	29	1	65
33	TCU Place	215	2	3	19	23	0	47
34	TCU Place	189	1	2	37	15	0	55
35	E.D. Feehan High School	291	5	3	42	14	1	64
36	Bedford Road Collegiate	243	0	2	19	18	0	39

*Continued on next page*



SASKATOON CENTRE (CONTINUED)

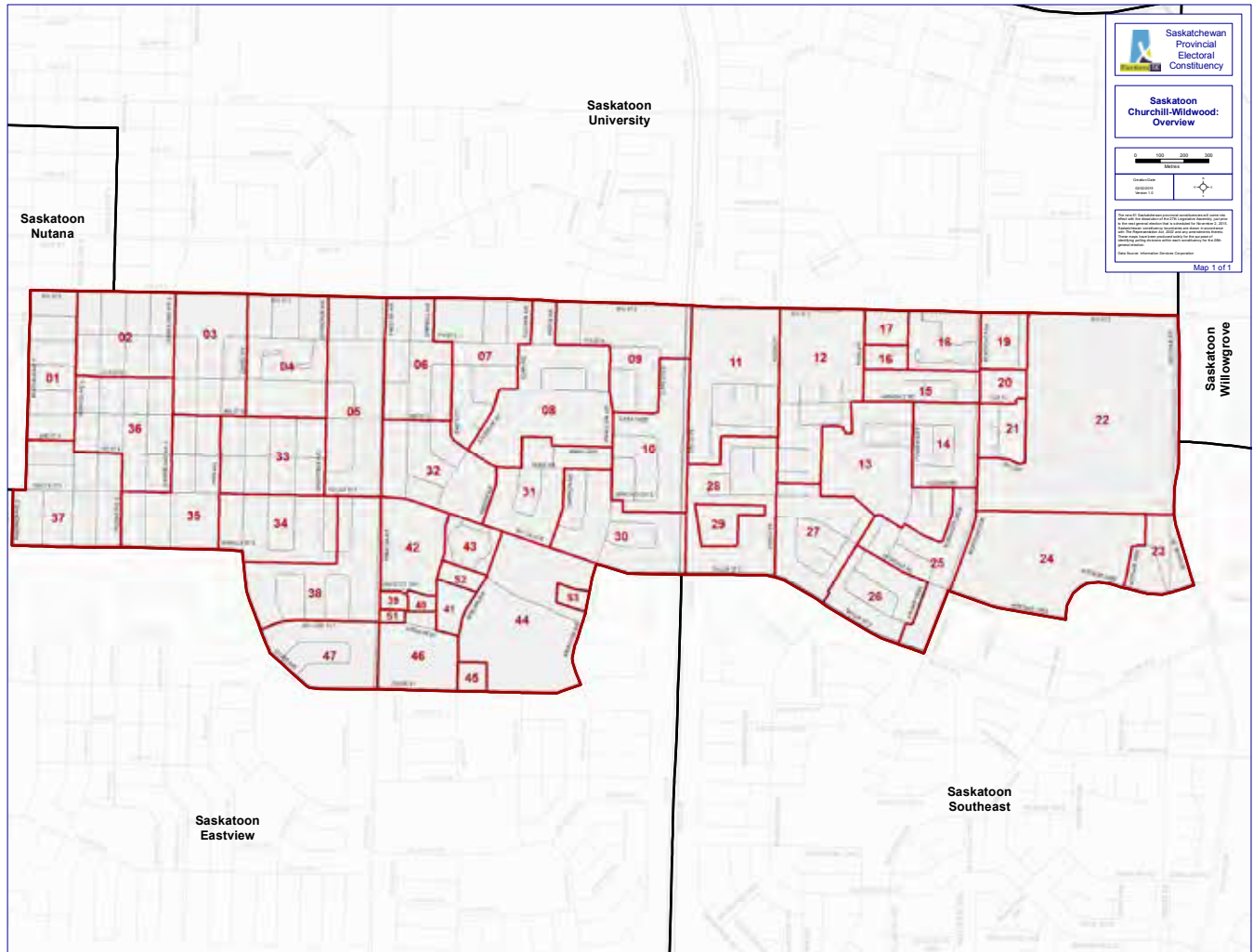


SASKATOON CENTRE - Polling Location			Votes Cast For				Ballots	
Poll	Poll Name	Registered Voters	Kathryn McDonald	Roman M. Todos	David Forbes	Brad Hoffmann	Rejected Ballots	Votes For Cands
			GP	LIB	NDP	SP		
37	Bedford Road Collegiate	249	0	2	46	5	1	53
38	E.D. Feehan High School	269	3	4	26	21	0	54
39	St. Maria Goretti Community School	226	1	2	11	3	0	17
40	St. Maria Goretti Community School	241	0	1	11	11	0	23
41	St. Maria Goretti Community School	254	0	6	22	10	0	38
42	École St. Gerard School	277	4	1	17	8	0	30
43	École St. Gerard School	291	1	2	33	14	1	50
44	École St. Gerard School	283	0	1	42	47	0	90
AP	AP 1 - St. Edward School	-	13	18	262	188	1	481
AP	AP 2 - St. Edward School	-	10	18	334	232	2	594
AP	AP 3 - St. Edward School	-	5	6	239	129	0	379
	Absentee	-	2	4	27	21	2	54
	Hospital/Remand	-	6	11	24	10	0	51
MP1	Central Haven Special Ch, Central Place, Home Life Home, Ken & Irene Lacroeur, Oliver Lodge/Oliver Place	304	6	7	48	50	1	111
MP2	Clinkskill Manor, The Palisades Apts & Residential Group	366	4	10	111	99	0	224
MP3	Emyou Mekonnen, Gemma Hernandez, Gloria Macatula, St. George's Senior Citizen's Residence	159	4	7	30	38	0	79
MP4	Layne Carrick, Kiwanis Manor, Riversdale House, Saskatoon Convalescent House, Victoria Crawford	220	5	5	53	37	3	100
	Homebound Poll Saskatoon Centre	-	0	3	16	10	0	29
	<b>Totals</b>	<b>12256</b>	<b>129</b>	<b>203</b>	<b>3005</b>	<b>1928</b>	<b>21</b>	<b>5265</b>

Candidate Elected - David Forbes							
Plurality	1077						
% of Registered Voters Who Voted	43.13%						
% By Party		2.45%	3.86%	57.08%	36.62%		



# VOTE SUMMARY BY CONSTITUENCY POLLING DIVISION: SASKATOON CHURCHILL- WILDWOOD



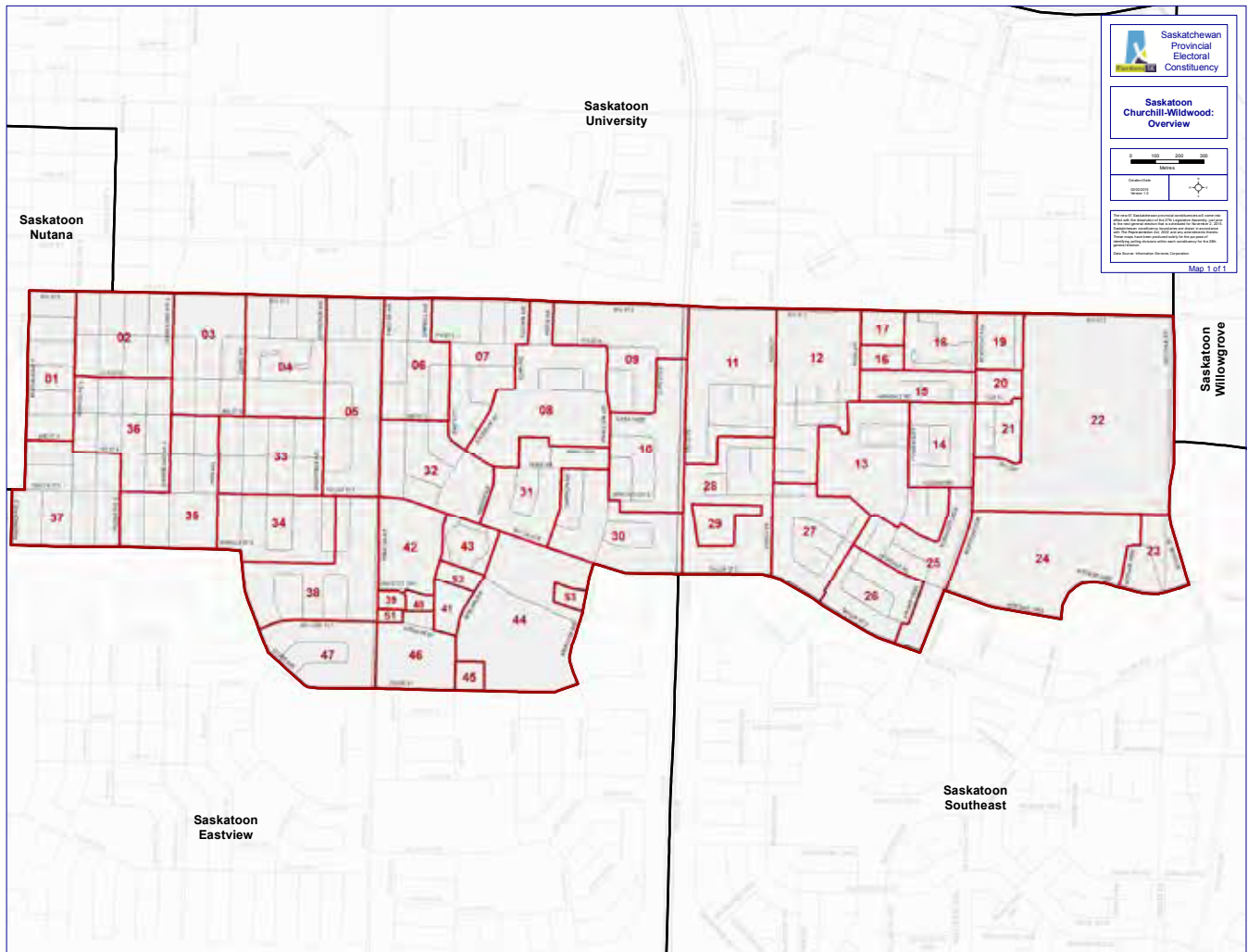


SASKATOON CHURCHILL-WILDWOOD - Polling Location				Votes Cast For			Ballots	
Poll	Poll Name	Registered Voters	Colleen Kennedy	Chris Chovin	Tanya Dunn-Pierce	Lisa Lambert	Rejected Ballots	Votes For Cands
			GP	LIB	NDP	SP		
1	St. Philip School	287	5	3	57	31	0	96
2	Holliston School	302	2	13	61	42	0	118
3	Holliston School	268	2	7	47	66	1	122
4	Holliston School	247	3	5	24	19	0	51
5	Holliston School	288	3	10	63	34	0	110
6	Brevoort Park School	285	2	3	41	45	0	91
7	Brevoort Park School	299	1	5	46	37	1	89
8	École St. Matthew School	281	1	7	48	52	0	108
9	École St. Matthew School	286	1	7	51	30	0	89
10	École St. Matthew School	261	0	12	51	60	0	123
11	Bishop Pocock School	228	3	5	26	57	0	91
12	Bishop Pocock School	240	1	3	49	59	1	112
13	Wildwood School	222	3	6	49	77	1	135
14	Wildwood School	233	0	7	51	53	0	111
15	Wildwood School	243	4	4	38	44	0	90
16	Wildwood School	102	0	0	7	42	0	49
17	Wildwood School	267	2	7	33	72	1	114
18	Good Shepherd Lutheran Church	252	0	6	47	38	0	91
19	Good Shepherd Lutheran Church	371	6	7	50	74	0	137
20	Good Shepherd Lutheran Church	169	0	0	25	28	0	53
21	Good Shepherd Lutheran Church	307	1	8	43	48	0	100
22	Lakewood Civic Centre	263	3	1	39	52	0	95
23	Lakewood Civic Centre	418	0	8	64	129	0	201
24	Lakewood Civic Centre	227	0	5	21	82	0	108
25	Lakewood Civic Centre	301	1	8	55	63	0	127
26	Bishop Pocock School	256	1	2	54	72	2	129
27	Bishop Pocock School	293	1	4	56	68	0	129
28	Bishop Pocock School	244	0	6	39	47	0	92
29	The Bentley Saskatoon	175	4	8	31	79	1	122
30	Holy Cross High School	303	3	14	44	58	0	119
31	Brevoort Park School	254	0	4	49	39	1	92
32	Brevoort Park School	268	2	5	50	52	0	109
33	Holliston School	284	3	5	65	82	1	155
34	Preston Avenue Community Church	250	1	6	43	36	0	86
35	St. Philip School	271	2	12	53	53	0	120
36	St. Philip School	255	5	8	55	41	0	109

Continued on next page



SASKATOON CHURCHILL-WILDWOOD (CONTINUED)

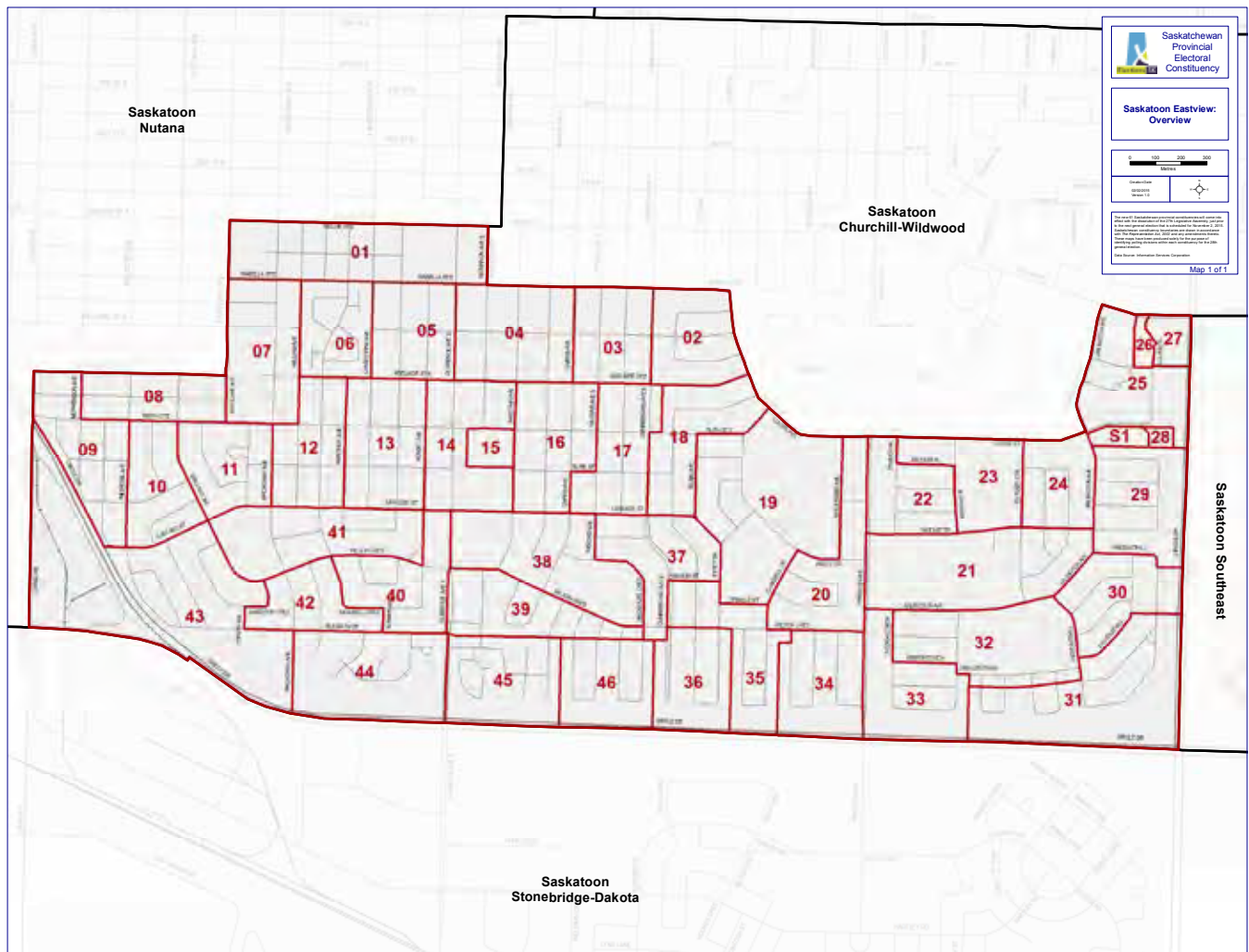


SASKATOON CHURCHILL-WILDWOOD - Polling Location			Votes Cast For				Ballots	
Poll	Poll Name	Registered Voters	Colleen Kennedy GP	Chris Chovin LIB	Tanya Dunn-Pierce NDP	Lisa Lambert SP	Rejected Ballots	Votes For Cands
37	St. Philip School	304	3	2	61	84	1	150
38	Preston Avenue Community Church	315	0	8	70	60	0	138
39	Preston Park II Retirement Residence	152	5	8	32	70	0	115
40	Preston Park Retirement 1	171	1	14	43	64	1	122
41	Chalet Gardens	178	1	4	29	87	1	121
42	Legion Manor	322	3	9	45	70	1	127
43	Holy Cross High School	120	1	4	13	16	0	34
44	Holy Cross High School	209	0	3	19	25	0	47
45	Scott/ Forget Towers	267	2	13	67	100	2	182
46	Holy Cross High School	182	0	5	13	25	0	43
47	Preston Avenue Community Church	223	0	6	43	36	0	85
AP	Ap 1 - Holy Cross High School	-	15	30	321	419	2	785
AP	Ap 2 - Holy Cross High School	-	5	34	239	356	1	634
AP	Ap 3 - Holy Cross High School	-	12	21	263	362	2	658
	Absentee	-	3	4	52	99	1	158
	Hospital/Remand	-	1	2	5	9	1	17
MP1	Elmwood Residences Inc., Extendicare	71	6	10	11	16	3	43
	Homebound Poll Saskatoon Churchill- Wildwood	-	0	2	6	23	0	31
PCF1	Eamer Court/Jubilee Residences	181	3	9	27	33	0	72
PCF2	Illarion Residence	165	1	5	60	63	1	129
	<b>Totals</b>	<b>12360</b>	<b>128</b>	<b>414</b>	<b>3044</b>	<b>3978</b>	<b>27</b>	<b>7564</b>

	Candidate Elected - Lisa Lambert							
	Plurality	934						
	% of Registered Voters Who Voted	61.42%						
	% By Party		1.69%	5.47%	40.24%	52.59%		



# VOTE SUMMARY BY CONSTITUENCY POLLING DIVISION: SASKATOON EASTVIEW

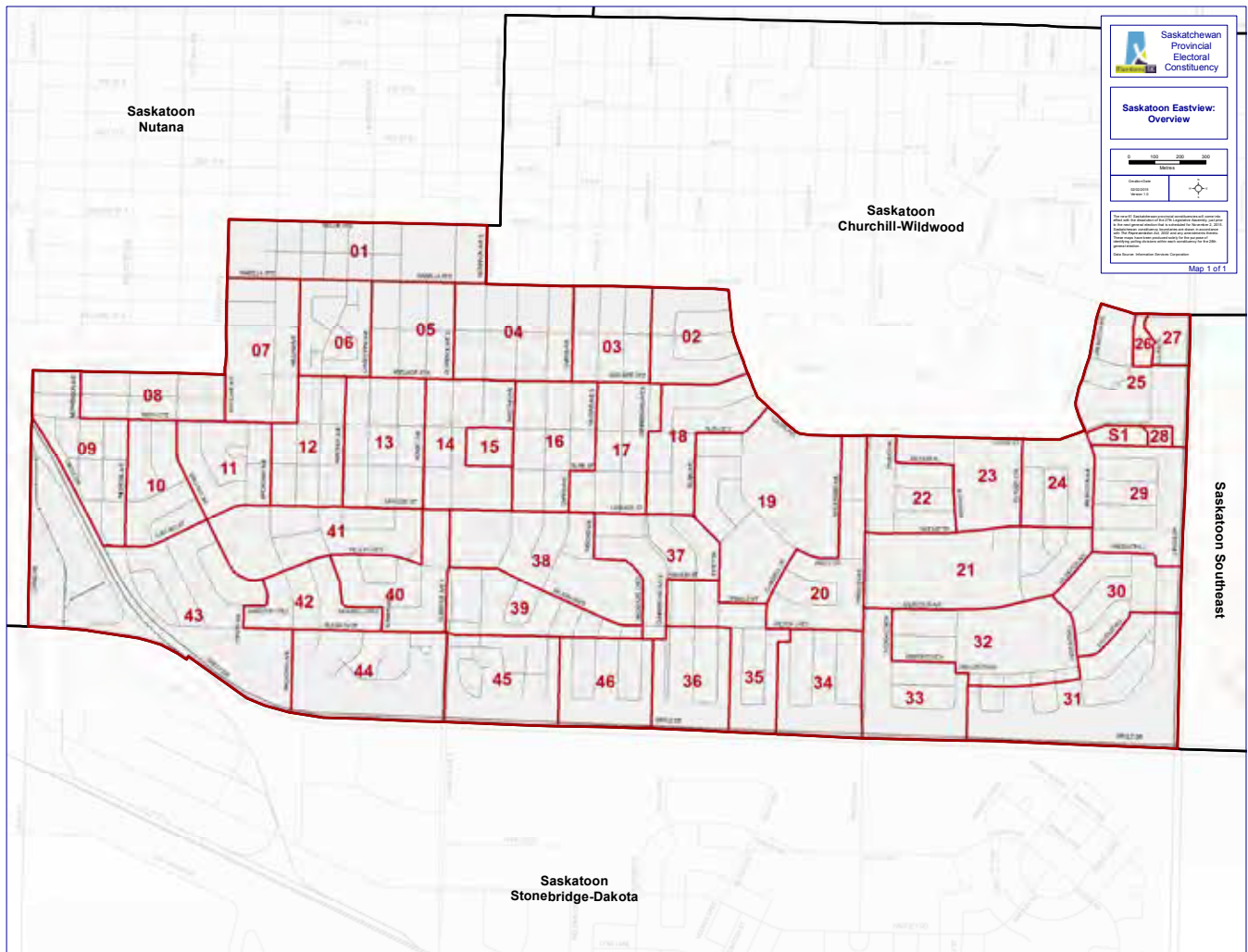


SASKATOON EASTVIEW - Polling Location			Votes Cast For				Ballots	
Poll	Poll Name	Registered Voters	Shawn Setyo	Ana Ashraf	Jesse Todd	Corey Tochor	Rejected Ballots	Votes For Cands
			GP	LIB	NDP	SP		
1	Queen Elizabeth School	272	4	7	44	57	0	112
2	Saskatchewan Abilities Council	286	3	6	51	47	0	107
3	Aden Bowman Collegiate	250	2	3	45	48	0	98
4	Aden Bowman Collegiate	334	4	5	70	61	0	140
5	Aden Bowman Collegiate	258	1	3	41	54	0	99
6	Queen Elizabeth School	349	3	7	45	32	0	87
7	Queen Elizabeth School	260	6	1	52	49	0	108
8	Queen Elizabeth School	265	2	1	41	52	0	96
9	John Lake School	297	4	4	58	53	1	119
10	John Lake School	240	4	2	42	47	0	95
11	John Lake School	241	4	4	62	64	0	134
12	Aden Bowman Collegiate	292	3	0	47	75	0	125
13	St. Martin's Church	307	5	3	79	60	0	147
14	St. Martin's Church	233	3	1	50	45	0	99
15	Aden Bowman Collegiate	165	0	0	23	34	0	57
16	St. Martin's Church	293	3	1	55	72	0	131
17	Saskatchewan Abilities Council	255	4	3	35	68	0	110
18	Saskatchewan Abilities Council	282	7	5	58	58	0	128
19	Saskatchewan Abilities Council	313	3	6	45	80	0	134
20	Prince Philip School	296	3	3	60	84	0	150
21	Alvin Buckwold School	303	2	5	61	71	0	139
22	Alvin Buckwold School	237	1	4	43	65	0	113
23	Alvin Buckwold School	282	4	3	47	55	0	109
24	Alvin Buckwold School	200	4	2	32	61	0	99
25	Royal Canadian Legion (Nutana Branch)	240	0	3	32	56	0	91
26	Royal Canadian Legion (Nutana Branch)	128	2	6	26	58	0	92
27	St. Volodymyr Villa	220	1	12	60	101	1	174
28	Columbian Manor	150	1	13	40	59	0	113
29	Royal Canadian Legion (Nutana Branch)	320	3	6	55	54	0	118
30	Pope John Paul II School	300	5	3	37	79	2	124
31	Pope John Paul II School	357	3	5	72	69	0	149
32	Pope John Paul II School	287	1	2	52	77	1	132
33	Pope John Paul II School	284	3	4	52	65	0	124
34	Prince Philip School	271	5	2	48	62	0	117

Continued on next page



SASKATOON EASTVIEW (CONTINUED)

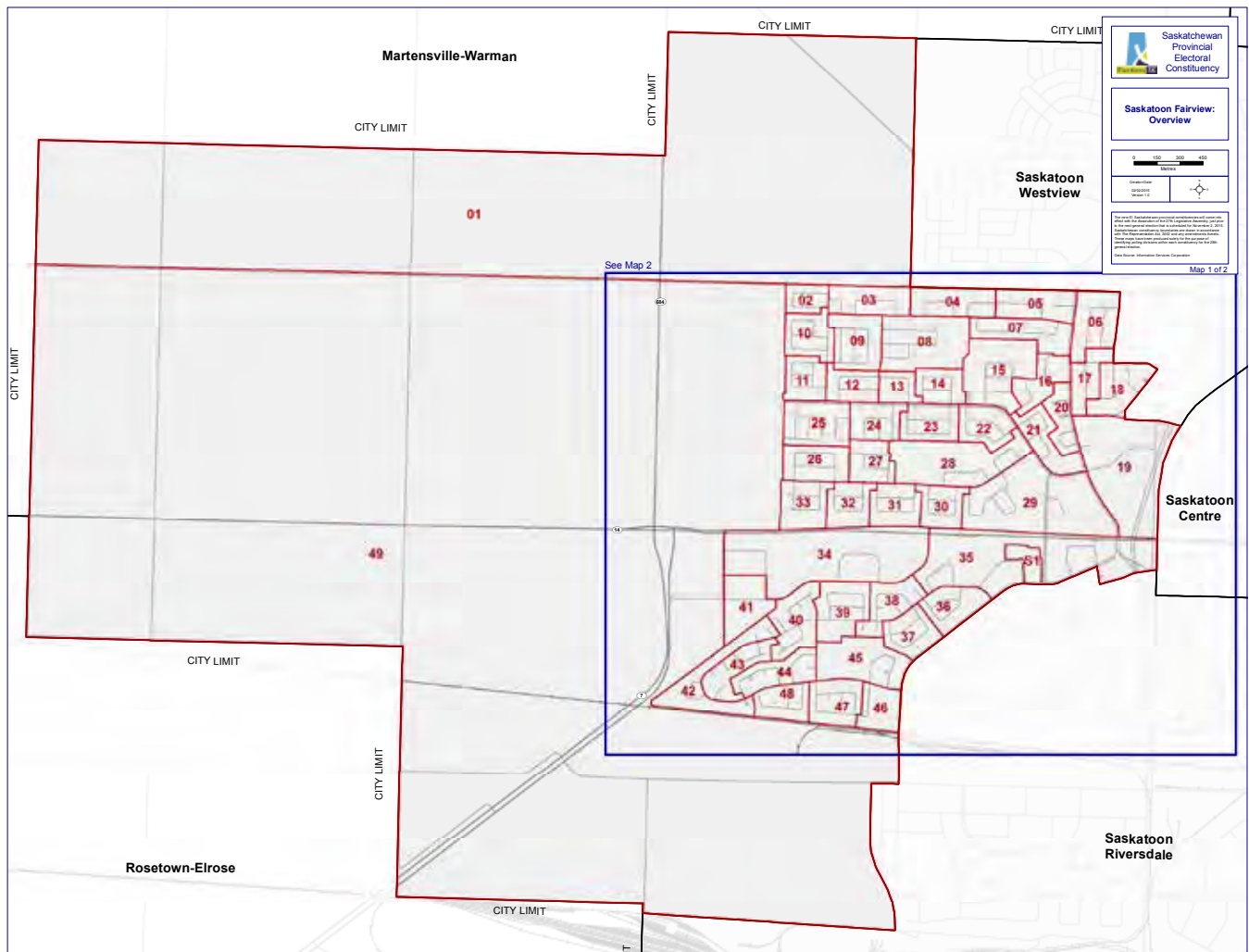


SASKATOON EASTVIEW - Polling Location			Votes Cast For				Ballots	
Poll	Poll Name	Registered Voters	Shawn Setyo GP	Ana Ashraf LIB	Jesse Todd NDP	Corey Tochor SP	Rejected Ballots	Votes For Cands
35	Prince Philip School	260	5	2	66	67	0	140
36	Hugh Cairns V.C. School	224	2	7	32	52	0	93
37	Prince Philip School	279	3	4	65	72	0	144
38	Hugh Cairns V.C. School	271	3	8	61	58	0	130
39	St. Martins Church	246	2	1	50	57	1	110
40	Georges Vanier School	227	1	7	40	56	0	104
41	Georges Vanier School	309	1	10	60	47	1	118
42	Georges Vanier School	211	5	5	39	59	0	108
43	John Lake School	315	6	7	75	78	0	166
44	Georges Vanier School	304	1	2	28	97	0	128
45	Hugh Cairns V.C. School	264	3	7	36	72	0	118
46	Hugh Cairns V.C. School	300	3	5	61	65	0	134
AP	AP 1 - École Canadienne Francaise Pavilion	-	7	22	238	351	0	618
AP	AP 2 - École Canadienne Francaise Pavilion	-	13	12	290	385	1	700
AP	AP 3 - École Canadienne Francaise Pavilion	-	5	18	295	418	0	736
	Absentee	-	2	3	48	75	0	128
	Hospital/Remand	-	0	3	7	8	0	18
MP1	Greenwood/Kurt, Harris/Judy, Kowalchuk/Eileen & Robert, Light of the Prairies, St. Ann's Senior Citizens Village Corp., The Care Home	247	5	14	36	67	0	122
	Homebound Poll Saskatoon Eastview	-	0	0	11	13	0	24
<b>Totals</b>		<b>12524</b>	<b>170</b>	<b>272</b>	<b>3198</b>	<b>4169</b>	<b>8</b>	<b>7809</b>

Candidate Elected - Corey Tochor								
Plurality		971						
% of Registered Voters Who Voted		62.42%						
% By Party			2.18%	3.48%	40.95%	53.39%		



# VOTE SUMMARY BY CONSTITUENCY POLLING DIVISION: SASKATOON FAIRVIEW





SASKATOON FAIRVIEW - Polling Location			Votes Cast For				Ballots	
Poll	Poll Name	Registered Voters	Debbie D. Mcgraw GP	Shah Rukh LIB	Vicki Mowat NDP	Jennifer Campeau SP	Rejected Ballots	Votes For Cands
1	Confederation Park School	185	1	15	23	47	0	86
2	Confederation Park School	192	1	6	18	30	0	55
3	Confederation Park School	252	1	4	44	22	0	71
4	Confederation Park School	280	1	7	48	44	0	100
5	Westgate Alliance Church	270	4	6	38	26	1	74
6	Evangelical Free Church	293	2	7	53	30	0	92
7	Westgate Alliance Church	341	4	8	53	35	0	100
8	Confederation Park School	306	0	3	56	56	0	115
9	Confederation Park School	302	0	8	52	51	0	111
10	Confederation Park School	290	0	5	36	50	0	91
11	Bishop Roborecki School	272	1	2	33	43	0	79
12	Bishop Roborecki School	222	3	3	50	39	0	95
13	Bishop Roborecki School	145	0	4	15	22	0	41
14	Bishop Roborecki School	206	1	4	45	39	0	89
15	Bishop Roborecki School	279	2	4	47	40	0	93
16	Westgate Alliance Church	197	0	9	19	14	0	42
17	Evangelical Free Church	189	1	9	41	18	0	69
18	Evangelical Free Church	212	1	2	47	24	0	74
19	Evangelical Free Church	263	3	8	32	26	0	69
20	Westgate Alliance Church	194	4	1	31	14	0	50
21	Westgate Alliance Church	321	2	5	40	37	2	84
22	Lester B Pearson School	205	0	1	24	30	1	55
23	Lester B Pearson School	264	0	4	47	34	0	85
24	Father Vachon School	223	2	2	37	37	0	78
25	Father Vachon School	323	0	2	60	47	0	109
26	Father Vachon School	262	1	2	52	50	0	105
27	Father Vachon School	216	1	5	31	38	0	75
28	Lester B Pearson School	240	2	3	40	22	1	67
29	Lester B Pearson School	281	2	3	36	39	0	80
30	Lester B Pearson School	181	0	2	23	40	0	65
31	Lester B Pearson School	182	2	3	38	30	0	73
32	Father Vachon School	181	0	2	47	31	0	80
33	Father Vachon School	184	1	2	31	37	0	71
34	Bethlehem Catholic High School	337	1	6	39	34	1	80
35	Westside Pentecostal Church	259	4	8	48	54	2	114
36	Westside Pentecostal Church	271	1	2	41	45	0	89

Continued on next page



SASKATOON FAIRVIEW (CONTINUED)



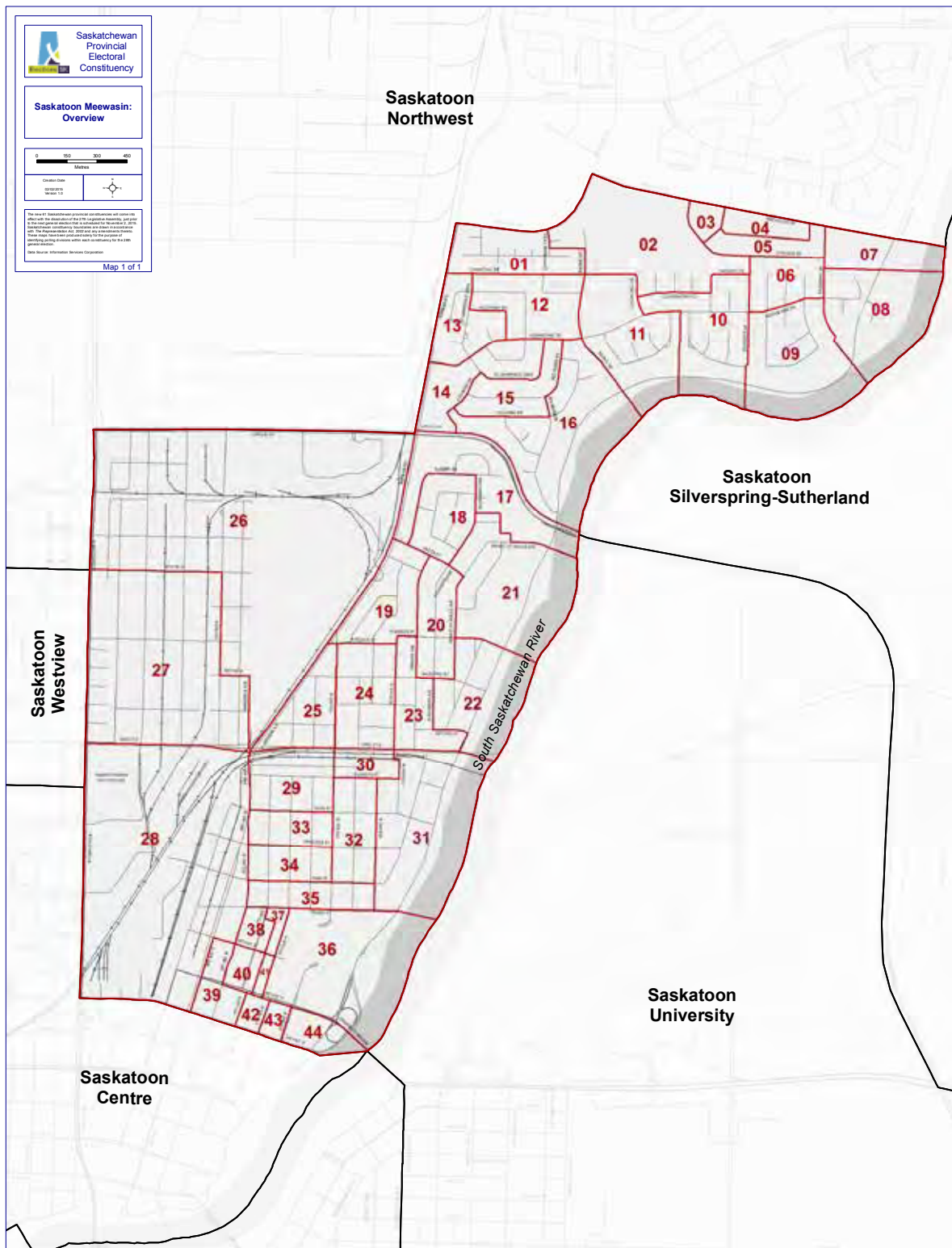
Saskatoon Fairview - Map 2

SASKATOON FAIRVIEW - Polling Location			Votes Cast For				Ballots	
Poll	Poll Name	Registered Voters	Debbie D. Mcgraw GP	Shah Rukh LIB	Vicki Mowat NDP	Jennifer Campeau SP	Rejected Ballots	Votes For Cands
37	Westside Pentecostal Church	252	0	2	32	34	1	68
38	Westside Pentecostal Church	211	3	3	49	36	0	91
39	Westside Pentecostal Church	237	1	3	36	42	0	82
40	James L. Alexander School	266	2	3	41	77	0	123
41	Bethlehem Catholic High School	183	0	4	24	24	0	52
42	James L. Alexander School	312	2	0	30	63	0	95
43	James L. Alexander School	229	0	0	33	58	0	91
44	James L. Alexander School	314	1	6	48	59	0	114
45	St. Marguerite School	185	1	1	24	43	0	69
46	St. Marguerite School	349	0	2	36	46	1	84
47	St. Marguerite School	289	3	2	55	66	1	126
48	St. Marguerite School	213	3	1	39	21	0	64
49	Bethlehem Catholic High School	157	0	2	17	23	0	42
AP	AP 1 - Westgate Alliance Church	-	9	35	302	374	2	720
AP	AP 2 - Westgate Alliance Church	-	6	38	327	401	0	772
AP	AP 3 - Westgate Alliance Church	-	5	31	194	264	1	494
	Absentee	-	0	0	18	15	0	33
	Hospital/Remand	-	1	1	15	3	0	20
MP1	Personal Ch	15	0	1	6	4	0	11
	Homebound Poll Saskatoon Fairview	-	0	0	8	4	0	12
PCF1	Parkridge Centre	215	3	6	20	19	0	48
	<b>Totals</b>	<b>12247</b>	<b>89</b>	<b>308</b>	<b>2769</b>	<b>2951</b>	<b>14</b>	<b>6117</b>

	Candidate Elected - Jennifer Campeau							
	Plurality	182						
	% of Registered Voters Who Voted	50.06%						
	% By Party		1.45%	5.04%	45.27%	48.24%		



# VOTE SUMMARY BY CONSTITUENCY POLLING DIVISION: SASKATOON MEEWASIN

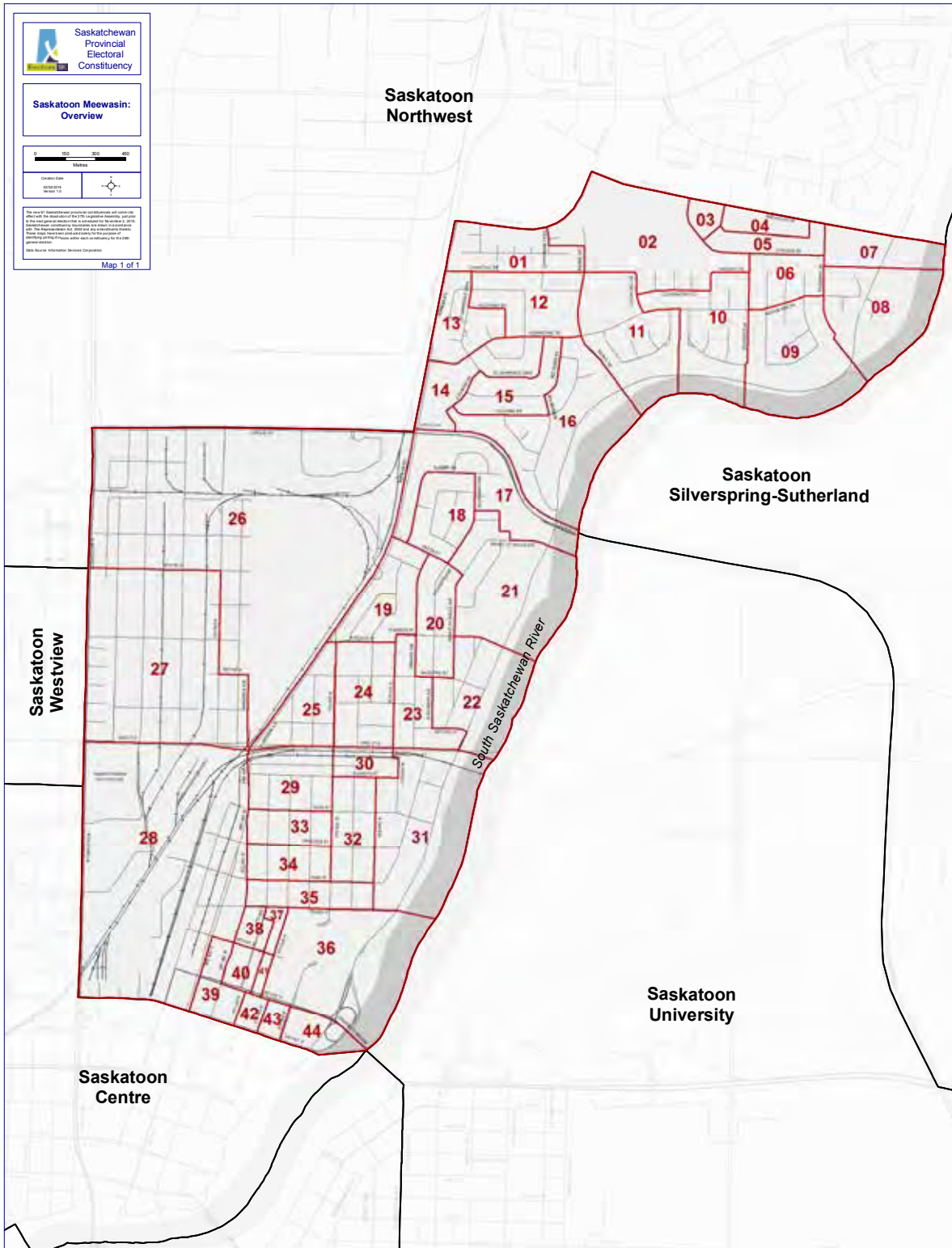


SASKATOON MEEWASIN - Polling Location			Votes Cast For				Ballots	
Poll	Poll Name	Registered Voters	Darren Gall	Constance Sacher	Nicole White	Roger Parent	Rejected Ballots	Votes For Cands
			GP	LIB	NDP	SP		
1	St. Anne School	317	3	12	34	68	1	117
2	St. Anne School	316	1	2	28	80	0	111
3	Bethany Manor	337	2	12	35	131	4	180
4	Bethany Manor	291	0	3	33	83	0	119
5	Bethany Manor	174	0	5	35	122	0	162
6	Bethany Manor	203	3	2	23	29	0	57
7	Bethany Manor	273	1	1	28	43	0	73
8	St. Anne School	204	2	7	29	47	0	85
9	St. Anne School	257	2	9	30	62	0	103
10	St. Anne School	316	1	8	53	76	0	138
11	River Heights School	264	3	5	45	57	0	110
12	River Heights School	300	2	5	54	69	0	130
13	River Heights School	335	4	2	28	74	0	108
14	River Heights School	264	0	3	40	73	1	116
15	River Heights School	234	4	5	41	70	0	120
16	River Heights School	309	1	6	33	79	0	119
17	Luther Heights Senior Centre	286	5	8	79	94	0	186
18	Luther Heights Senior Centre	253	2	4	56	75	0	137
19	École St. Paul School	239	2	4	40	63	1	109
20	École St. Paul School	239	1	1	46	63	0	111
21	Luther Heights Senior Centre	278	1	5	62	57	0	125
22	École St. Paul School	224	3	2	51	44	0	100
23	École St. Paul School	250	4	2	35	54	0	95
24	North Park-Wilson School	300	2	2	73	58	0	135
25	North Park-Wilson School	274	1	5	49	26	0	81
26	Harry Bailey Aquatic Centre	320	6	3	37	42	0	88
27	Harry Bailey Aquatic Centre	336	4	1	34	19	0	58
28	Harry Bailey Aquatic Centre	236	1	4	22	13	0	40
29	North Park-Wilson School	300	2	5	54	25	0	86
30	North Park-Wilson School	234	3	1	23	15	0	42
31	Park Town Hotel	284	2	4	54	60	1	120
32	Park Town Hotel	288	5	5	75	35	0	120
33	North Park-Wilson School	285	3	6	63	29	0	101
34	North Park-Wilson School	229	4	3	59	34	0	100
35	Park Town Hotel	220	4	2	53	18	0	77
36	Park Town Hotel	318	4	10	43	46	1	103

*Continued on next page*



SASKATOON MEEWASIN (CONTINUED)

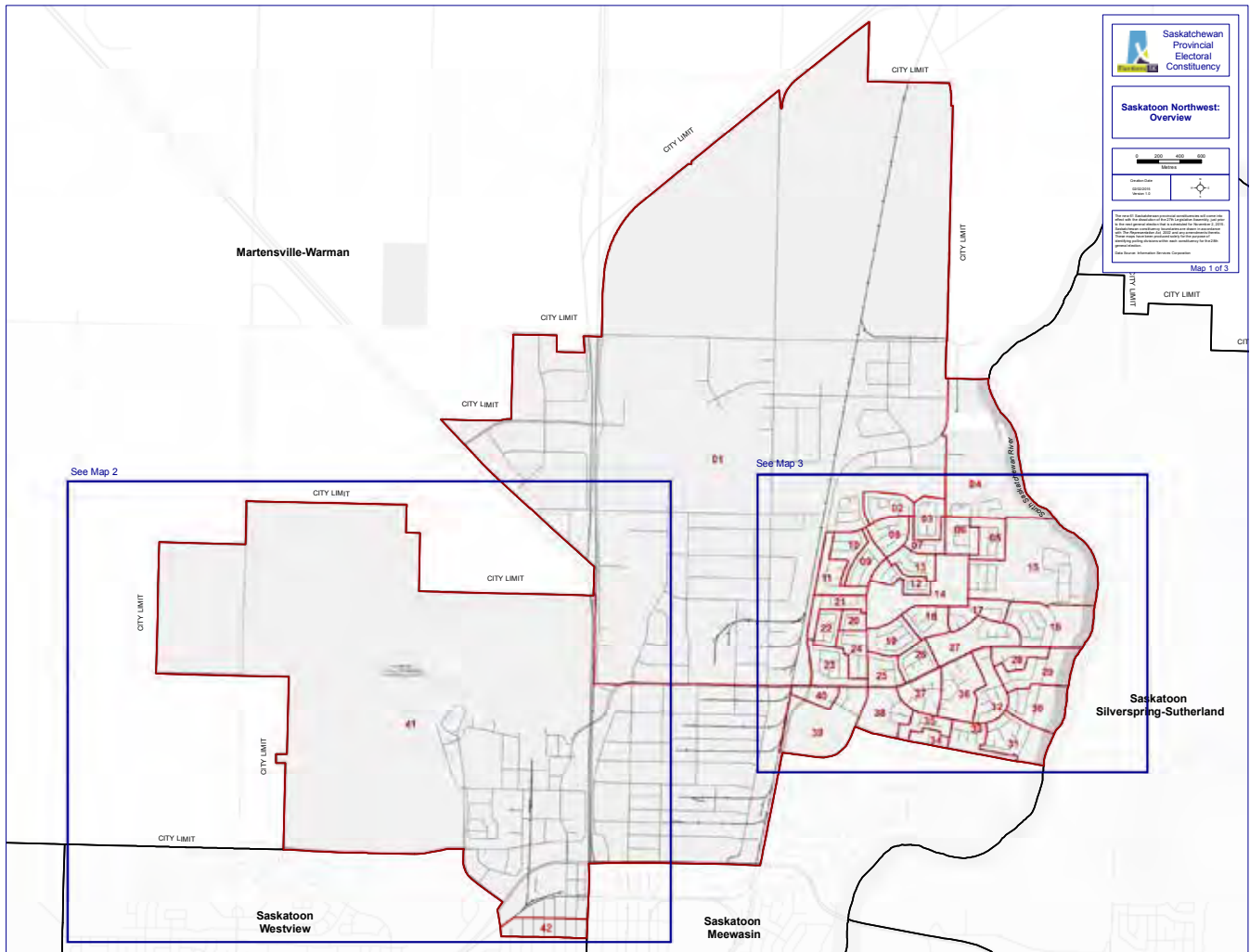


SASKATOON MEEWASIN - Polling Location			Votes Cast For				Ballots	
Poll	Poll Name	Registered Voters	Darren Gall	Constance Sacher	Nicole White	Roger Parent	Rejected Ballots	Votes For Cands
			GP	LIB	NDP	SP		
37	Third Avenue United Church	178	1	2	29	15	0	47
38	Third Avenue United Church	283	2	11	49	34	0	96
39	Third Avenue United Church	278	4	7	60	31	0	102
40	Third Avenue United Church	230	3	5	37	30	0	75
41	Carleton Tower	299	4	8	69	44	0	125
42	Carleton Tower	344	2	7	68	78	0	155
43	Park Town Hotel	330	3	1	50	36	1	90
44	Park Town Hotel	313	1	5	32	42	1	80
AP	AP 1 - Rusty Macdonald Branch Library	-	15	20	254	380	0	669
AP	Park Town Hotel	-	12	34	407	280	3	733
AP	AP 2 - Rusty Macdonald Branch Library	-	9	32	276	437	0	754
	Absentee	-	1	1	27	31	0	60
	Hospital/Remand	-	0	0	7	4	9	11
MP1	Healthy Life Care Inc., Hillhaven Ch, Luthercare Communities	33	2	4	5	12	0	23
	Homebound Poll Saskatoon Meewasin	-	1	6	30	13	0	50
	<b>Totals</b>	<b>12075</b>	<b>148</b>	<b>307</b>	<b>2977</b>	<b>3500</b>	<b>23</b>	<b>6932</b>

	Candidate Elected - Roger Parent							
	Plurality	523						
	% of Registered Voters Who Voted	57.60%						
	% By Party		2.14%	4.43%	42.95%	50.49%		



# VOTE SUMMARY BY CONSTITUENCY POLLING DIVISION: SASKATOON NORTHWEST



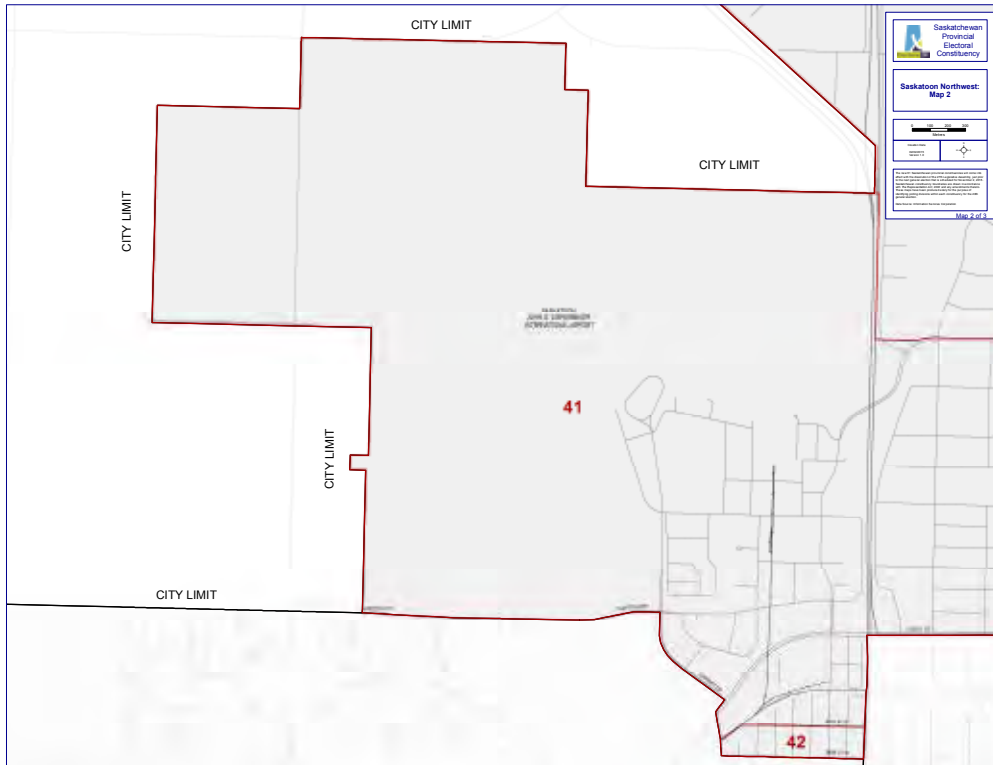


SASKATOON NORTHWEST - Polling Location			Votes Cast For				Ballots	
Poll	Poll Name	Registered Voters	Nylissa Valentine	Eric Steiner	Dennel Pickering	Gordon Wyant	Rejected Ballots	Votes For Cands
			GP	LIB	NDP	SP		
1	St. Angela School	337	1	2	19	97	0	119
2	St. Angela School	231	1	3	14	72	0	90
3	École Sister O'Brien School	250	0	1	33	55	0	89
4	École Sister O'Brien School	278	2	1	25	97	0	125
5	École Sister O'Brien School	289	2	4	49	72	0	127
6	École Sister O'Brien School	279	3	0	50	58	0	111
7	École Sister O'Brien School	199	1	1	20	55	1	77
8	St. Angela School	288	3	5	21	104	0	133
9	St. Angela School	293	5	6	40	59	0	110
10	St. Angela School	248	0	5	40	64	0	109
11	Brownell Elementary School	307	1	6	29	79	0	115
12	St. Angela School	269	4	2	29	76	0	111
13	École Sister O'Brien School	291	2	3	36	77	0	118
14	Silverwood Heights Elementary School	317	3	5	39	60	1	107
15	Silverwood Heights Elementary School	312	3	5	53	112	1	173
16	Silverwood Heights Elementary School	334	4	6	45	85	0	140
17	Silverwood Heights Elementary School	310	3	3	53	89	1	148
18	Silverwood Heights Elementary School	236	2	3	29	52	0	86
19	Marion Graham Collegiate	328	2	4	35	89	0	130
20	Brownell Elementary School	258	2	6	26	31	0	65
21	Brownell Elementary School	212	0	1	30	61	0	92
22	Brownell Elementary School	223	2	1	20	62	0	85
23	Brownell Elementary School	282	1	5	37	67	0	110
24	Brownell Elementary School	250	0	4	48	49	0	101
25	Bishop James Mahoney High School	277	3	5	22	36	0	66
26	Marion Graham Collegiate	263	1	1	23	56	0	81
27	Marion Graham Collegiate	294	1	8	30	65	0	104
28	Marion Graham Collegiate	225	0	3	25	53	0	81
29	Marion Graham Collegiate	247	4	2	31	62	0	99
30	St. George School	186	3	3	24	38	0	68
31	St. George School	342	3	7	41	94	0	145
32	St. George School	315	2	9	38	89	0	138
33	St. George School	291	3	4	37	78	0	122

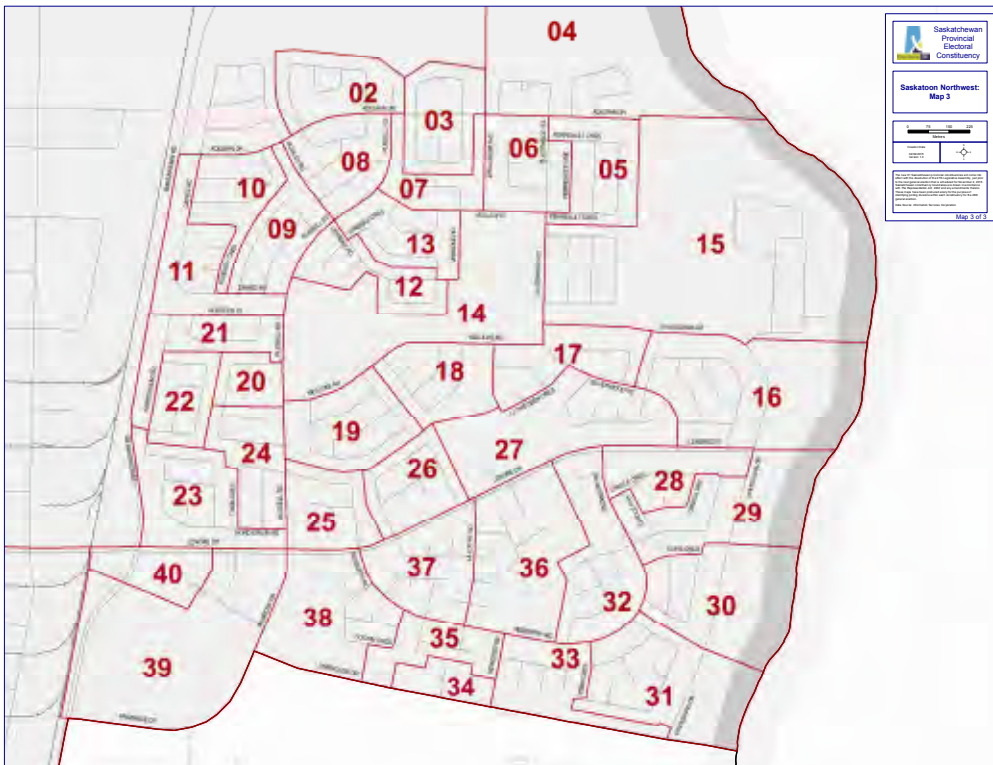
Continued on next page



SASKATOON NORTHWEST (CONTINUED)



Saskatoon Northwest - Map 2



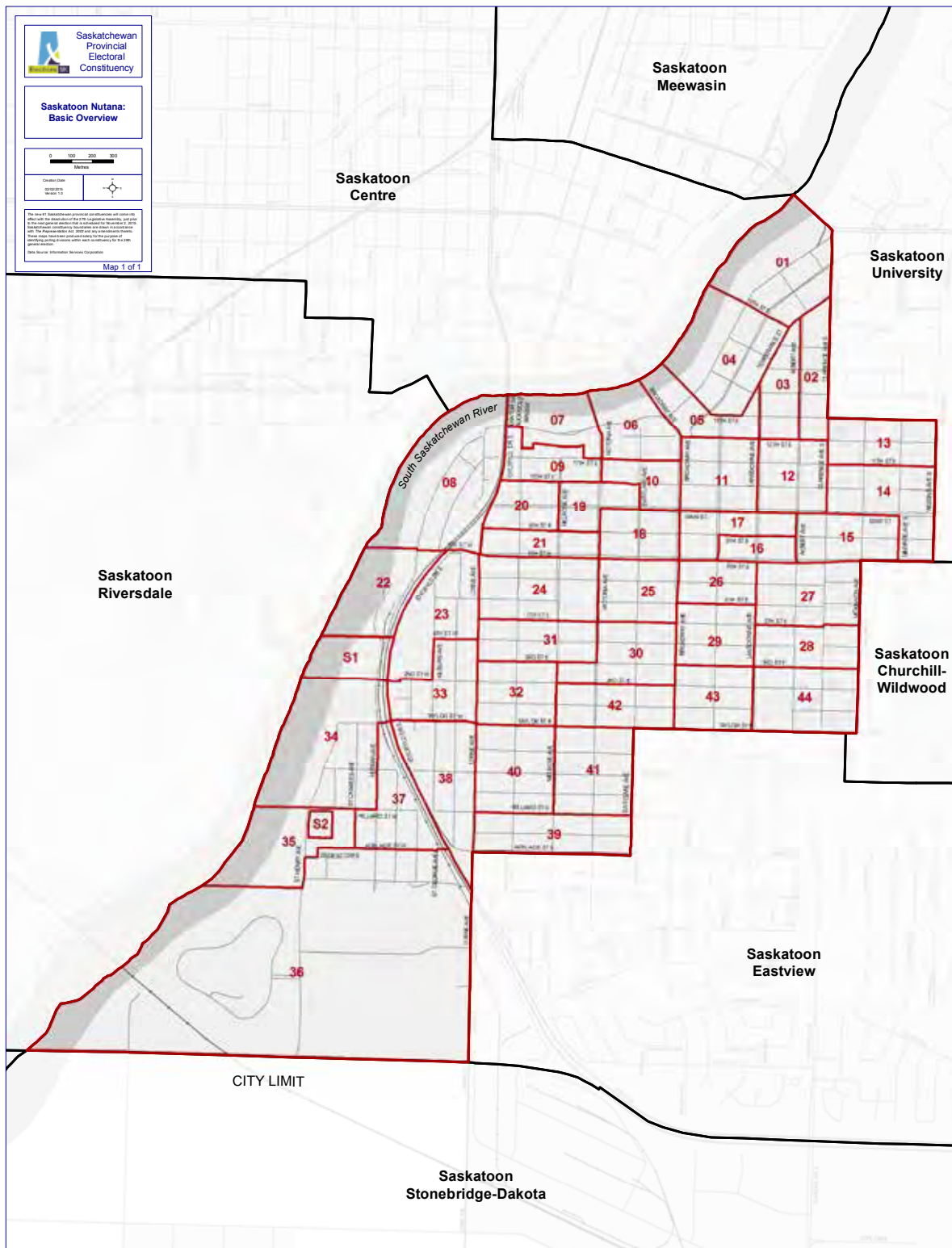
Saskatoon Northwest - Map 3

SASKATOON NORTHWEST - Polling Location			Votes Cast For				Ballots	
Poll	Poll Name	Registered Voters	Nylissa Valentine GP	Eric Steiner LIB	Dennel Pickering NDP	Gordon Wyant SP	Rejected Ballots	Votes For Cands
34	Bishop James Mahoney High School	300	6	2	19	38	0	65
35	Bishop James Mahoney High School	253	0	2	23	44	1	69
36	St. George School	335	2	6	50	72	0	130
37	Marion Graham Collegiate	297	3	5	16	65	0	89
38	Bishop James Mahoney High School	220	4	4	25	43	0	76
39	Primrose Chateau	258	4	15	57	77	1	153
40	Bishop James Mahoney High School	226	2	5	27	44	0	78
41	RCAFA Lynx Wing	276	1	4	23	23	0	51
42	RCAFA Lynx Wing	231	1	2	43	24	1	70
AP	AP 1 - Resurrection Lutheran Church	-	9	23	178	609	2	819
AP	AP 2 - Resurrection Lutheran Church	-	10	23	211	538	2	782
AP	AP 3 - Resurrection Lutheran Church	-	8	21	202	529	0	760
	Absentee	-	2	1	14	73	2	90
	Hospital/Remand	-	0	5	11	2	2	18
MP1	Balicanta Holdings Ltd., Baraka Care Homes Ltd., Betty Sandulak's Ch, Home Life Home Care, Lynne Alison Ch, Silver Growing	62	0	5	6	13	0	24
MP2	Klasskare Care Home Inc., M & M Ch, Simona's Home Ltd., Ursuline Sisters of Prelate	48	2	6	7	22	0	37
	Homebound Poll Saskatoon Northwest	-	0	1	1	5	0	7
	<b>Totals</b>	<b>11567</b>	<b>121</b>	<b>254</b>	<b>2004</b>	<b>4514</b>	<b>15</b>	<b>6893</b>

	Candidate Elected - Gordon Wyant							
	Plurality	2510						
	% of Registered Voters Who Voted	59.72%						
	% By Party		1.76%	3.68%	29.07%	65.49%		



# VOTE SUMMARY BY CONSTITUENCY POLLING DIVISION: SASKATOON NUTANA

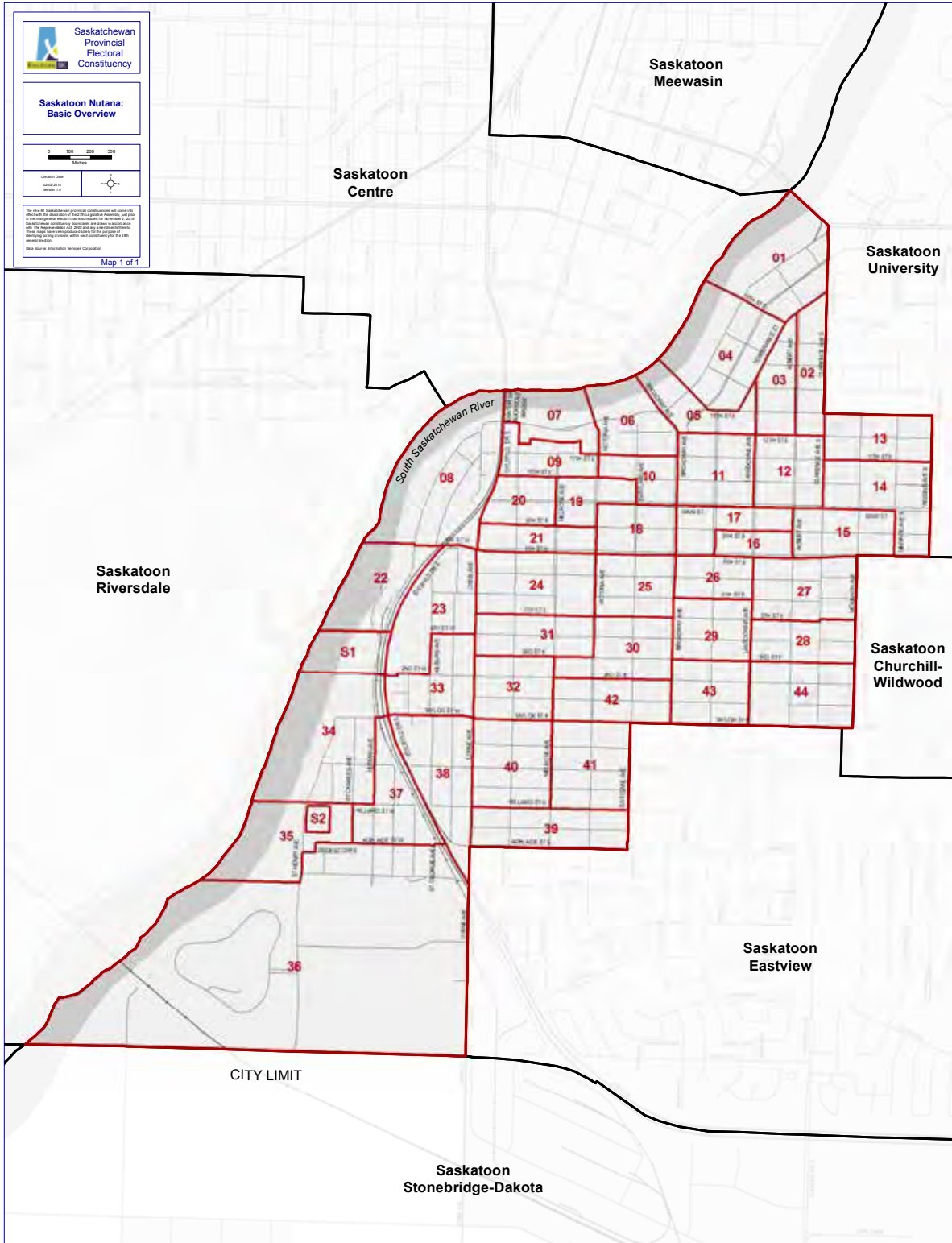


SASKATOON NUTANA - Polling Location			Votes Cast For				Ballots	
Poll	Poll Name	Registered Voters	Jaime Fairley	Robin Schneider	Cathy Sproule	Jamie Brandrick	Rejected Ballots	Votes For Cands
			GP	LIB	NDP	SP		
1	Nutana Collegiate	186	6	5	40	30	1	81
2	Nutana Collegiate	263	4	10	64	23	0	101
3	Nutana Collegiate	246	2	2	81	27	0	112
4	Nutana Collegiate	289	2	7	76	40	0	125
5	Nutana Collegiate	246	1	1	57	39	0	98
6	Nutana Collegiate	175	0	2	31	22	0	55
7	Nutana Collegiate	311	5	5	64	36	0	110
8	Nutana Collegiate	325	1	8	62	55	0	126
9	Oskayak High School	258	5	4	54	38	0	101
10	Emmanuel Anglican Church	305	4	2	68	25	1	99
11	Emmanuel Anglican Church	236	1	1	85	23	0	110
12	Bishop Murray High School	316	1	2	98	27	0	128
13	Bishop Murray High School	211	5	3	44	31	0	83
14	Bishop Murray High School	307	1	3	89	53	0	146
15	Bishop Murray High School	301	3	8	50	58	0	119
16	Oskayak High School	324	3	7	66	46	1	122
17	Oskayak High School	241	2	2	50	30	2	84
18	Oskayak High School	290	4	3	100	30	0	137
19	Oskayak High School	253	5	6	71	31	0	113
20	Oskayak High School	322	0	4	64	23	0	91
21	Buena Vista School	173	3	1	50	14	0	68
22	Queen's House Retreat and Renewal Centre	155	1	4	19	34	2	58
23	Queen's House Retreat and Renewal Centre	262	3	2	46	32	0	83
24	Buena Vista School	303	1	2	99	53	0	155
25	Buena Vista School	343	4	7	82	35	0	128
26	École Canadienne Francaise	283	1	5	53	31	0	90
27	École Canadienne Francaise	346	8	4	81	44	0	137
28	École Canadienne Francaise	162	2	4	30	33	1	69
29	École Canadienne Francaise	299	5	7	56	49	0	117
30	Buena Vista School	341	4	3	75	30	0	112
31	Buena Vista School	263	5	3	61	42	0	111
32	St. Frances School	274	0	8	60	37	0	105
33	Queen's House Retreat and Renewal Centre	316	4	7	40	45	1	96
34	Queen's House Retreat and Renewal Centre	281	2	7	39	40	0	88

Continued on next page



SASKATOON NUTANA (CONTINUED)

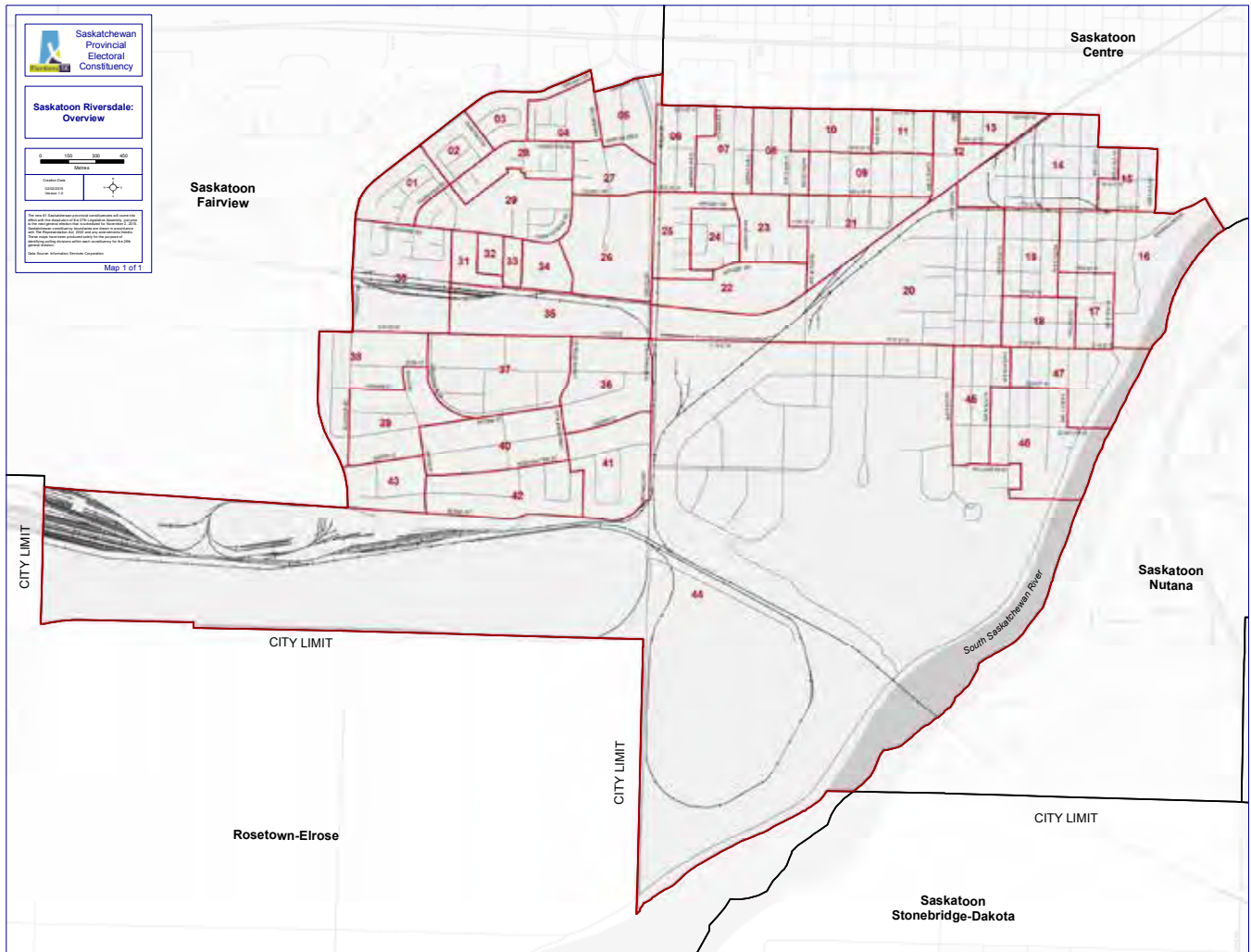


SASKATOON NUTANA - Polling Location			Votes Cast For				Ballots	
Poll	Poll Name	Registered Voters	Jaime Fairley GP	Robin Schneider LIB	Cathy Sproule NDP	Jamie Brandrick SP	Rejected Ballots	Votes For Cands
35	7th Day Adventist Jr. Academy	317	3	6	35	27	0	71
36	7th Day Adventist Jr. Academy	256	3	4	36	31	0	74
37	7th Day Adventist Jr. Academy	262	4	4	37	39	0	84
38	7th Day Adventist Jr. Academy	313	3	8	53	33	0	97
39	St. Frances School	318	0	6	60	55	0	121
40	St. Frances School	312	7	2	47	53	0	109
41	St. Frances School	294	0	2	54	63	0	119
42	St. Frances School	246	3	4	38	35	0	80
43	École Canadienne Francaise	235	8	7	40	30	0	85
44	École Canadienne Francaise	254	5	3	62	49	0	119
AP	AP 1 - Queen's House Retreat and Renewal Centre	-	19	19	422	259	2	719
AP	AP 2 - Queen's House Retreat and Renewal Centre	-	17	12	334	198	0	561
AP	AP 3 - Queen's House Retreat and Renewal Centre	-	16	19	378	259	3	672
	Absentee	-	0	1	41	49	3	91
	Hospital/Remand	-	0	2	6	3	1	11
MP1	Luther Riverside Terrace, Sunnyside Adventist Ch	306	4	25	65	82	1	176
	Homebound Poll Saskatoon Nutana	-	0	2	9	3	0	14
	<b>Totals</b>	<b>12319</b>	<b>190</b>	<b>275</b>	<b>3822</b>	<b>2474</b>	<b>19</b>	<b>6761</b>

	Candidate Elected - Cathy Sproule							
	Plurality	1348						
	% of Registered Voters Who Voted	55.04%						
	% By Party		2.81%	4.07%	56.53%	36.59%		



# VOTE SUMMARY BY CONSTITUENCY POLLING DIVISION: SASKATOON RIVERSDALE



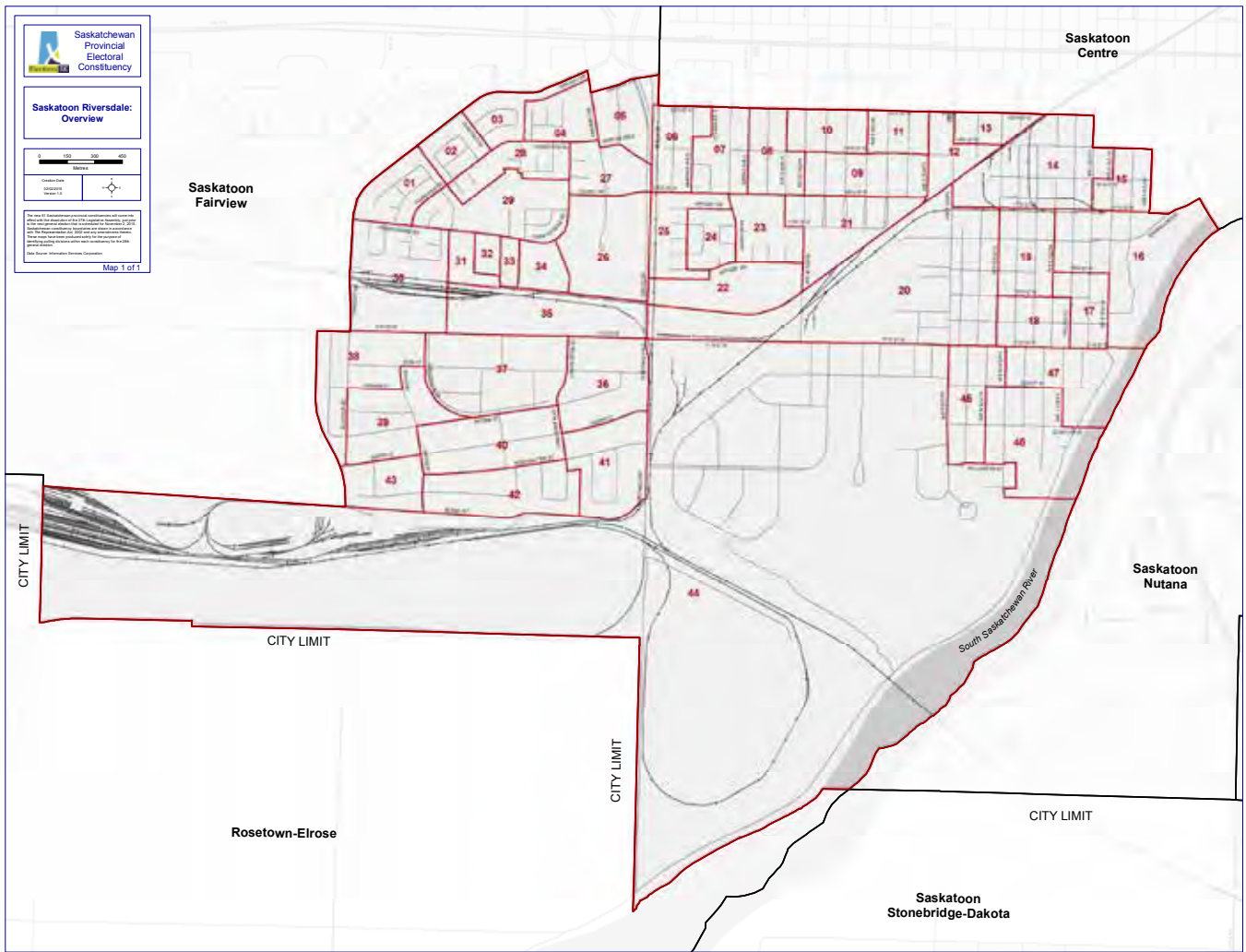


SASKATOON RIVERSDALE - Polling Location			Votes Cast For				Ballots	
Poll	Poll Name	Registered Voters	Julia McKay	Robert Rudachyk	Danielle Chartier	Marv Friesen	Rejected Ballots	Votes For Cands
			GP	LIB	NDP	SP		
1	Fairhaven School	352	5	2	34	39	1	80
2	Fairhaven School	226	1	6	22	49	0	78
3	Fairhaven School	236	3	10	29	32	0	74
4	Fairhaven School	299	2	4	37	40	1	83
5	Fairhaven School	129	2	12	13	10	0	37
6	W.P. Bate School	229	1	11	29	38	0	79
7	W.P. Bate School	269	2	14	34	42	0	92
8	W.P. Bate School	285	3	7	65	30	0	105
9	W.P. Bate School	291	1	2	39	21	1	63
10	W.P. Bate School	334	2	3	47	23	0	75
11	W.P. Bate School	235	2	6	35	8	0	51
12	King George School	166	3	0	15	5	0	23
13	King George School	127	0	5	17	12	0	34
14	King George School	308	2	4	62	15	0	83
15	King George School	257	1	4	47	20	0	72
16	King George School	343	1	8	80	28	0	117
17	King George School	236	1	7	38	23	0	69
18	King George School	245	1	9	45	34	0	89
19	King George School	256	2	3	45	38	0	88
20	St. John School	311	3	5	49	24	0	81
21	W.P. Bate School	285	3	5	43	32	0	83
22	St. Mark School	195	1	4	18	16	0	39
23	W.P. Bate School	298	0	15	43	42	1	100
24	W.P. Bate School	229	1	5	36	52	0	94
25	W.P. Bate School	276	0	9	52	48	1	109
26	St. Mark School	156	1	3	14	7	1	25
27	Fairhaven School	132	0	5	21	29	0	55
28	Fairhaven School	266	1	3	39	42	0	85
29	St Mark School	304	0	10	61	65	0	136
30	St. Mark School	321	2	9	38	53	0	102
31	St. Mark School	191	5	4	33	33	0	75
32	St. Mark School	216	3	2	26	47	0	78
33	St. Mark School	134	0	1	18	8	0	27
34	St. Mark School	311	3	5	35	31	0	74
35	Montgomery School	198	0	2	26	38	0	66
36	Montgomery School	219	1	6	37	68	0	112

Continued on next page



SASKATOON RIVERSDALE (CONTINUED)

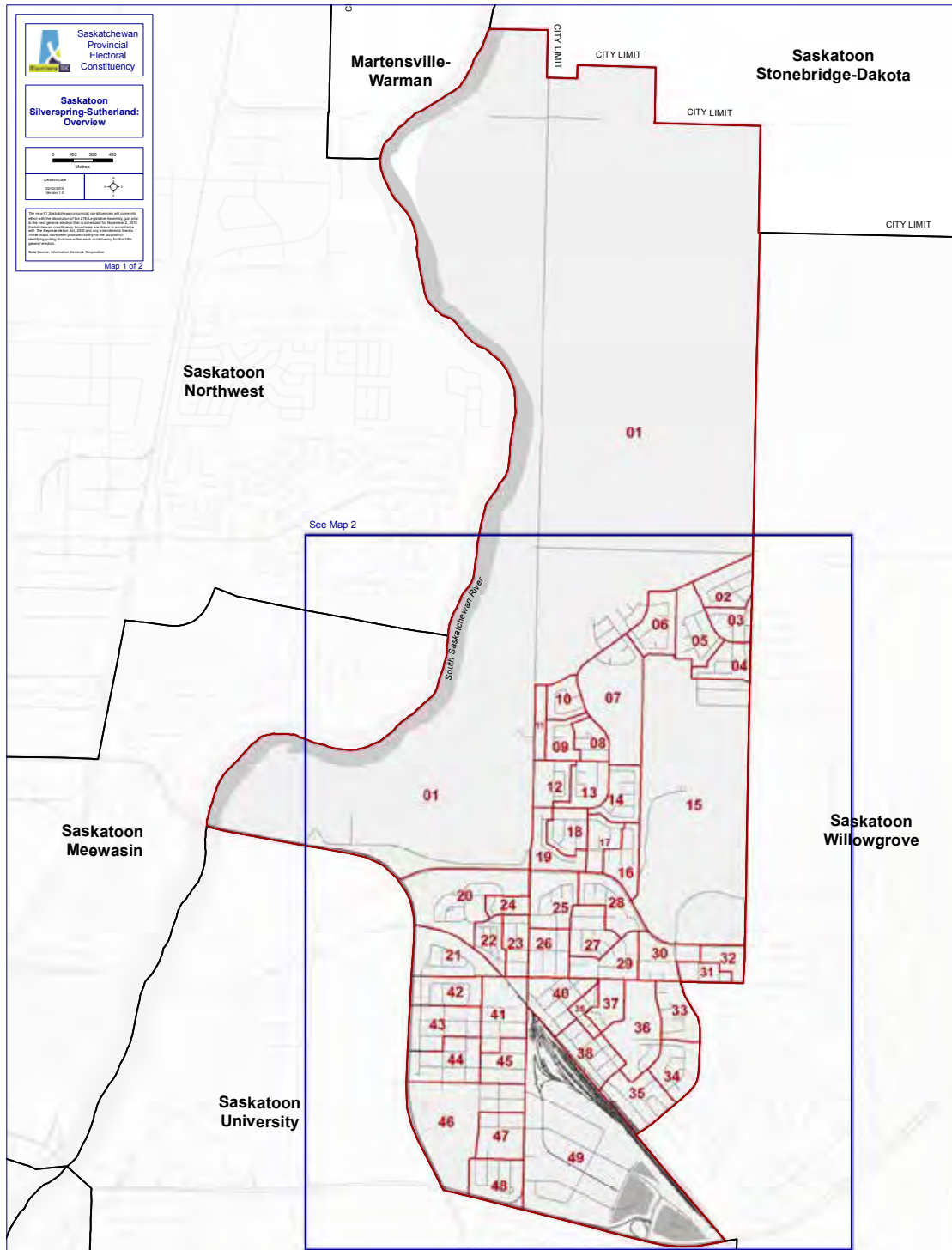


SASKATOON RIVERSDALE - Polling Location			Votes Cast For				Ballots	
Poll	Poll Name	Registered Voters	Julia McKay GP	Robert Rudachyk LIB	Danielle Chartier NDP	Marv Friesen SP	Rejected Ballots	Votes For Cands
37	Montgomery School	256	1	6	57	62	0	126
38	Montgomery School	326	2	5	48	83	0	138
39	Montgomery School	258	1	4	49	70	0	124
40	Montgomery School	255	2	8	47	73	0	130
41	Montgomery School	223	3	0	44	47	0	94
42	Montgomery School	294	2	3	67	91	0	163
43	Montgomery School	159	0	5	32	48	0	85
44	St. John School	290	4	4	35	24	0	67
45	St. John School	270	4	3	44	23	1	74
46	St. John School	285	2	10	54	33	0	99
47	St. John School	307	3	6	61	43	0	113
AP	AP 1 - St. John School	-	12	35	468	327	1	842
AP	AP 1 - Fairhaven School	-	9	37	308	340	1	694
	Absentee	-	1	4	18	9	3	32
	Hospital/Remand	-	1	10	20	7	0	38
MP1	Fairhaven Ch Inc., Cercio-Mcgarth, Zenaida, Healthy Care Life Inc., Abbyfield House	37	1	0	8	8	1	17
	Homebound Poll Saskatoon Riversdale	-	0	4	9	2	0	15
	<b>Totals</b>	<b>11825</b>	<b>107</b>	<b>354</b>	<b>2691</b>	<b>2432</b>	<b>13</b>	<b>5584</b>

	Candidate Elected - Danielle Chartier							
	Plurality	259						
	% of Registered Voters Who Voted	47.33%						
	% By Party		1.92%	6.34%	48.19%	43.55%		



# VOTE SUMMARY BY CONSTITUENCY POLLING DIVISION: SASKATOON SILVERSPRING- SUTHERLAND

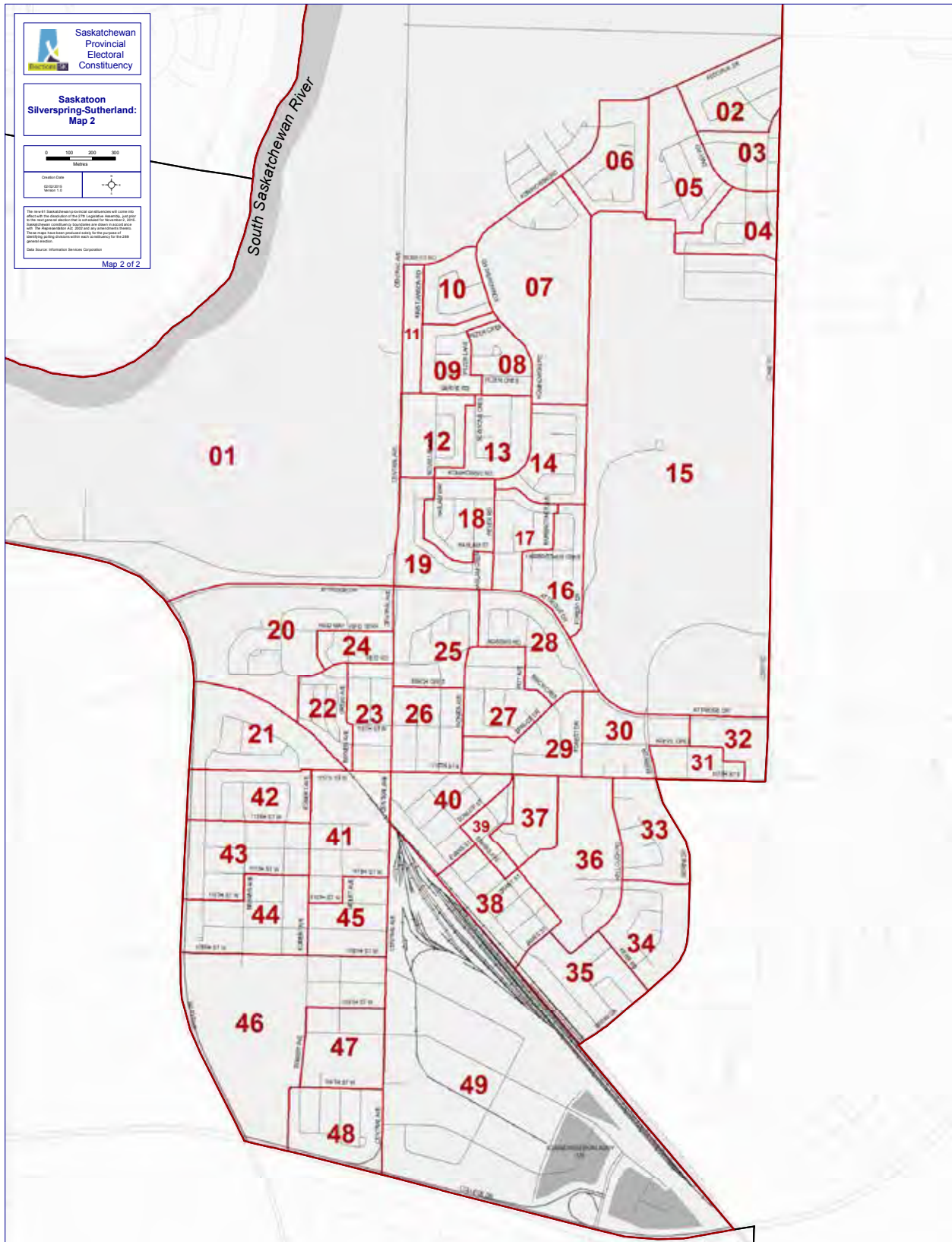


SASKATOON SILVERSPRING-SUTHERLAND - Polling Location			Votes Cast For					Ballots	
Poll	Poll Name	Registered Voters	Evangeline	James	Zaigham	Jeff	Paul	Rejected Ballots	Votes For Cands
			V. K. Godron	Gorin	Kayani	Wortman	Merriman		
			GP	LIB	NDP	PC	SP		
1	Mother Teresa School	320	4	9	29	2	74	0	118
2	Mother Teresa School	150	1	0	16	1	34	0	52
3	Mother Teresa School	167	1	1	13	0	42	0	57
4	Mother Teresa School	206	1	3	21	0	53	0	78
5	Mother Teresa School	268	0	4	15	1	91	0	111
6	Mother Teresa School	319	1	3	18	3	91	0	116
7	Silverspring School	236	1	5	23	0	55	0	84
8	Silverspring School	199	1	4	15	2	78	0	100
9	Silverspring School	226	1	2	26	0	65	0	94
10	Silverspring School	198	1	5	20	0	55	0	81
11	Silverspring School	184	2	2	18	0	22	0	44
12	Ebenezer Baptist Church	277	3	1	21	3	62	0	90
13	Ebenezer Baptist Church	314	1	6	34	2	79	0	122
14	Silverspring School	342	1	6	43	1	90	0	141
15	St. Joseph High School	210	0	3	16	2	71	0	92
16	Ebenezer Baptist Church	195	2	5	28	0	43	0	78
17	Ebenezer Baptist Church	268	0	3	19	3	64	0	89
18	Ebenezer Baptist Church	275	2	5	30	5	86	0	128
19	Ebenezer Baptist Church	192	0	3	19	3	43	0	68
20	Sutherland School	295	3	2	21	4	88	0	118
21	Sutherland School	310	2	7	29	1	89	1	128
22	Sutherland School	207	3	7	17	0	29	0	56
23	Sutherland School	291	1	3	40	2	38	0	84
24	Sutherland School	279	2	3	19	0	26	0	50
25	St. Joseph High School	286	4	5	31	0	55	0	95
26	St. Joseph High School	310	4	1	38	0	57	0	100
27	St. Joseph High School	294	2	10	28	2	63	0	105
28	St. Joseph High School	256	1	2	30	2	61	0	96
29	Forest Grove Community Church	239	6	2	20	3	46	0	77
30	Forest Grove Community Church	242	0	10	32	4	65	0	111
31	Forest Grove Community Church	178	0	2	21	2	46	0	71
32	Forest Grove Community Church	274	0	6	28	1	80	0	115
33	St. Volodymyr School	284	3	11	41	4	70	0	129
34	St. Volodymyr School	337	5	6	48	3	103	0	165
35	St. Volodymyr School	300	2	5	35	4	61	0	107
36	St. Volodymyr School	345	2	9	32	4	50	0	97
37A/37B	Forest Grove School	454	7	2	45	2	82	0	138
38	Forest Grove School	220	1	9	23	1	26	0	60
39	Forest Grove School	110	0	5	16	0	9	0	30
40	Forest Grove School	261	5	4	34	2	38	1	83
41	St. Matthew's Anglican Church	302	0	8	54	2	57	1	121

Continued on next page



SASKATOON SILVERSPRING-SUTHERLAND (CONTINUED)



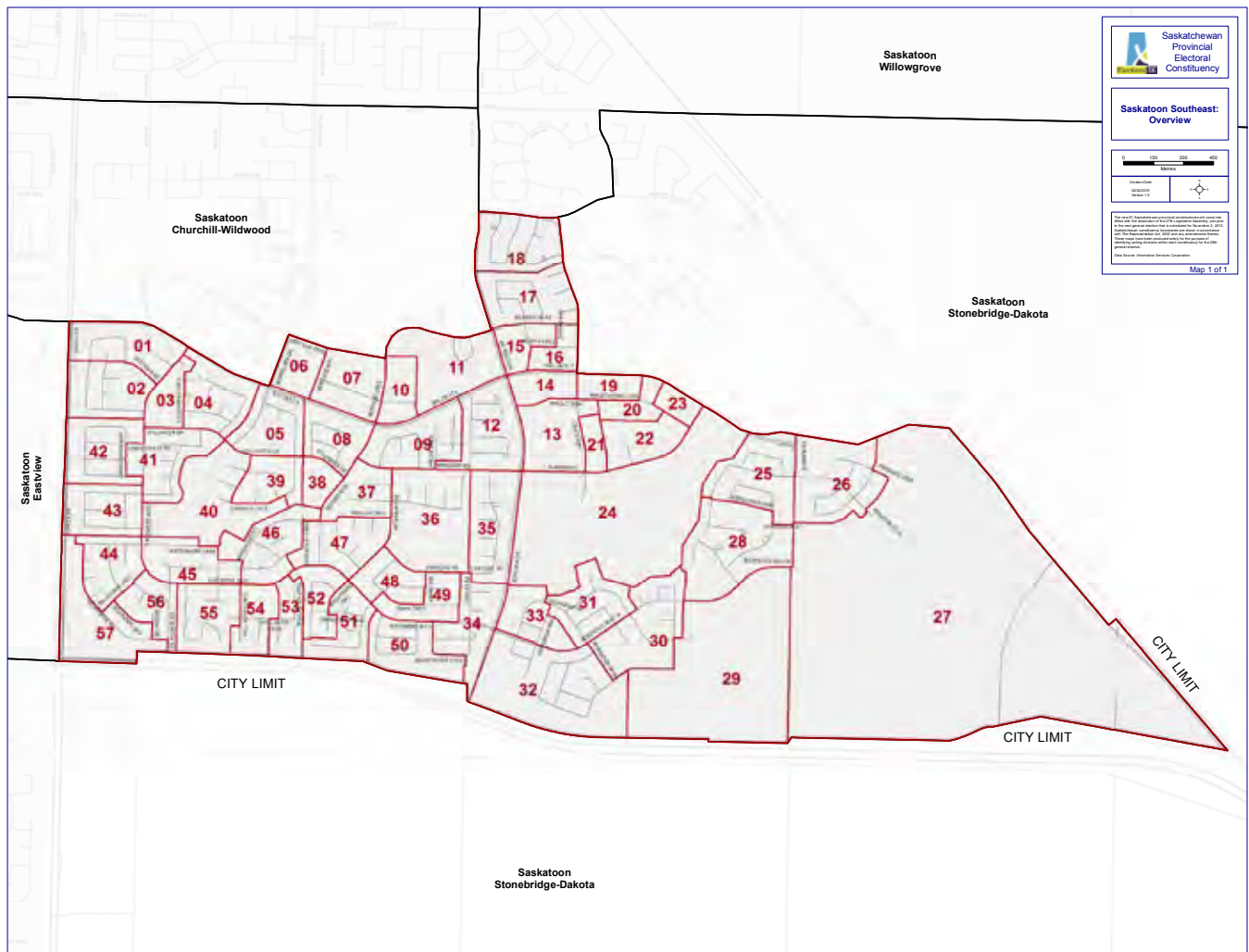
continued

SASKATOON SILVERSPRING-SUTHERLAND - Polling Location			Votes Cast For					Ballots	
Poll	Poll Name	Registered Voters	Evangeline	James	Zaigham	Jeff	Paul	Rejected Ballots	Votes For Cands
			V. K. Godron GP	Gorin LIB	Kayani NDP	Wortman PC	Merriman SP		
42	Sutherland School	257	0	6	22	3	52	0	83
43	St. Matthew's Anglican Church	226	2	4	36	1	49	5	92
44	St. Matthew's Anglican Church	303	4	4	31	2	60	0	101
45	Bishop Filevich Ukrainian Bilingual School	293	6	2	27	1	46	0	82
46	Bishop Filevich Ukrainian Bilingual School	288	3	3	43	2	65	0	116
47	Bishop Filevich Ukrainian Bilingual School	326	3	8	42	1	69	0	123
48	Bishop Filevich Ukrainian Bilingual School	274	3	5	57	0	46	1	111
49	Bishop Filevich Ukrainian Bilingual School	165	1	2	14	0	11	0	28
AP	AP 1 - Ebenezer Baptist Church	-	9	18	140	6	362	1	535
AP	AP 2 - Ebenezer Baptist Church	-	5	18	182	4	463	3	672
AP	AP 3 - Ebenezer Baptist Church	-	6	15	122	11	345	1	499
AP	AP 4 - Ebenezer Baptist Church	-	7	16	127	12	381	0	543
	Absentee	-	1	1	16	1	43	3	62
	Hospital/Remand	-	0	0	6	0	4	1	10
MP1	Warm and Cozy Homes Inc., Quality Ch, Greenfield Ch	37	1	3	11	2	8	0	25
MP2	Baraka Ch Ltd., Cedar Gardens	38	0	2	5	1	16	0	24
MP3	Prairie Springs Ch, Retiro's Personal Ch	63	0	7	11	4	21	0	43
	Homebound Poll Saskatoon Silversprings-Sutherland	-	0	0	5	0	4	0	9
	<b>Totals</b>	<b>12890</b>	<b>127</b>	<b>303</b>	<b>2003</b>	<b>122</b>	<b>4482</b>	<b>18</b>	<b>7037</b>

Candidate Elected - Paul Merriman									
Plurality	2479								
% of Registered Voters Who Voted	54.73%								
% By Party		1.80%	4.31%	28.46%	1.73%	63.69%			



# VOTE SUMMARY BY CONSTITUENCY POLLING DIVISION: SASKATOON SOUTHEAST



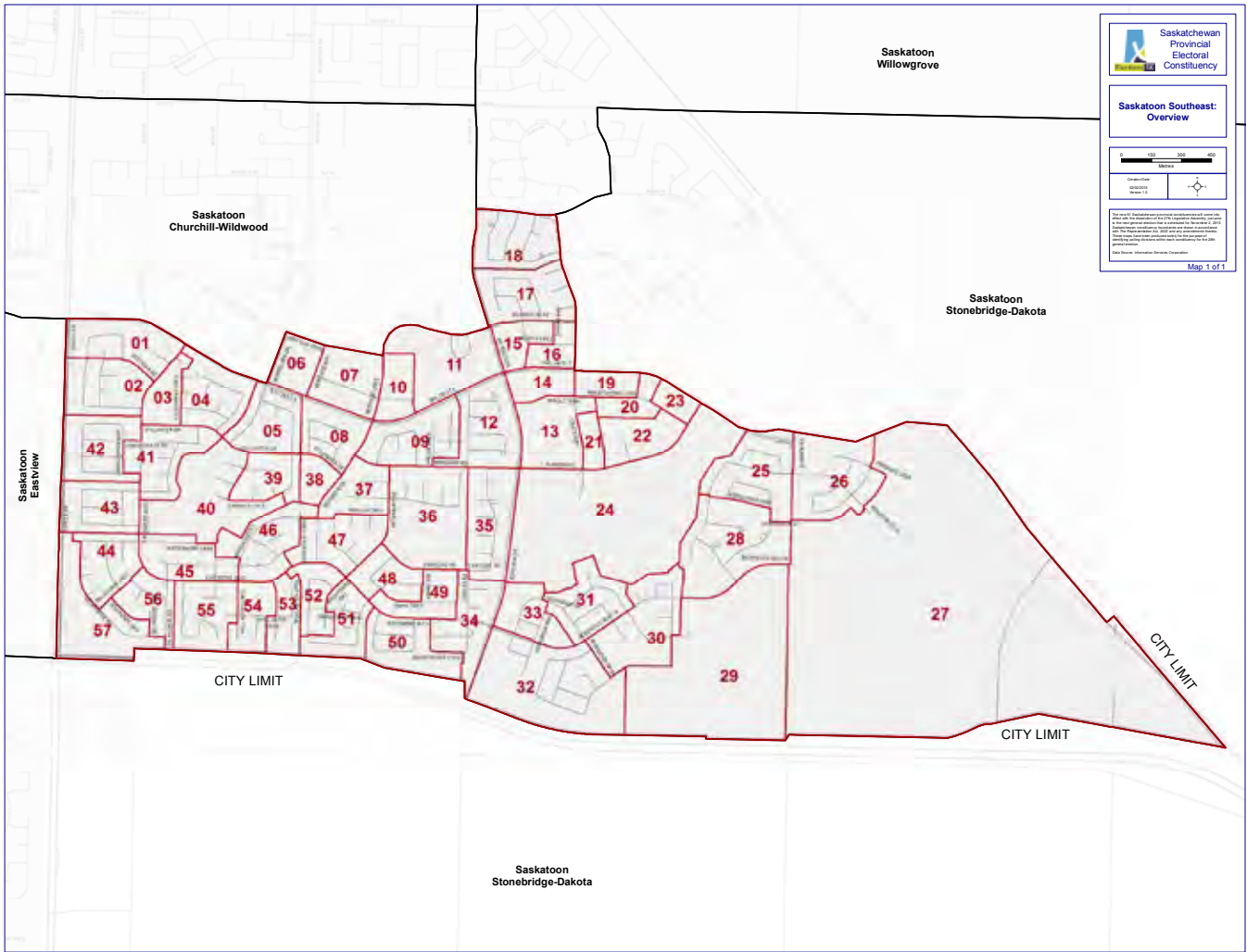


SASKATOON SOUTHEAST - Polling Location			Votes Cast For				Ballots	
Poll	Poll Name	Registered Voters	Deanna Robilliard	Pradipta Das	Michael Karras	Don Morgan	Rejected Ballots	Votes For Cands
			GP	LIB	NDP	SP		
1	Holy Spirit Parish	236	3	4	33	82	0	122
2	Holy Spirit Parish	278	2	2	42	75	0	121
3	Holy Spirit Parish	301	3	8	32	41	0	84
4	Holy Spirit Parish	305	4	6	35	60	0	105
5	McClure United Church	328	1	3	30	49	0	83
6	McClure United Church	237	2	3	52	68	1	125
7	McClure United Church	260	1	3	28	70	2	102
8	McClure United Church	247	0	3	25	53	0	81
9	Lakeridge School	307	0	1	49	67	0	117
10	McClure United Church	221	1	1	12	49	0	63
11	McClure United Church	260	0	4	22	62	0	88
12	Lakeridge School	285	0	2	34	65	0	101
13	St. Luke	199	2	4	20	41	0	67
14	CNIB	218	1	2	29	34	0	66
15	CNIB	155	0	6	12	24	0	42
16	CNIB	119	1	4	9	13	0	27
17	CNIB	314	0	4	47	68	0	119
18	CNIB	271	2	4	20	89	0	115
19	CNIB	204	2	1	20	33	0	56
20	CNIB	233	0	2	24	56	0	82
21	Elim Church	187	0	7	11	36	1	54
22	Elim Church	189	3	4	20	48	0	75
23	CNIB	117	1	0	8	29	0	38
24	Elim Church	83	1	0	6	13	0	20
25	Elim Church	309	0	5	39	85	0	129
26	Elim Church	281	0	2	20	88	0	110
27	Elim Church	123	1	2	10	39	0	52
28	Elim Church	189	1	2	23	57	0	83
29	Elim Church	95	0	4	8	31	0	43
30	Elim Church	199	1	1	26	47	0	75
31	Elim Church	202	2	0	20	52	0	74
32	St. Luke	212	2	6	12	75	0	95
33	St. Luke	172	0	1	12	39	0	52
34	St. Luke	220	2	1	18	73	0	94
35	St. Luke	246	1	2	23	77	1	103
36	Lakeridge School	290	3	6	42	79	0	130

Continued on next page



SASKATOON SOUTHEAST (CONTINUED)

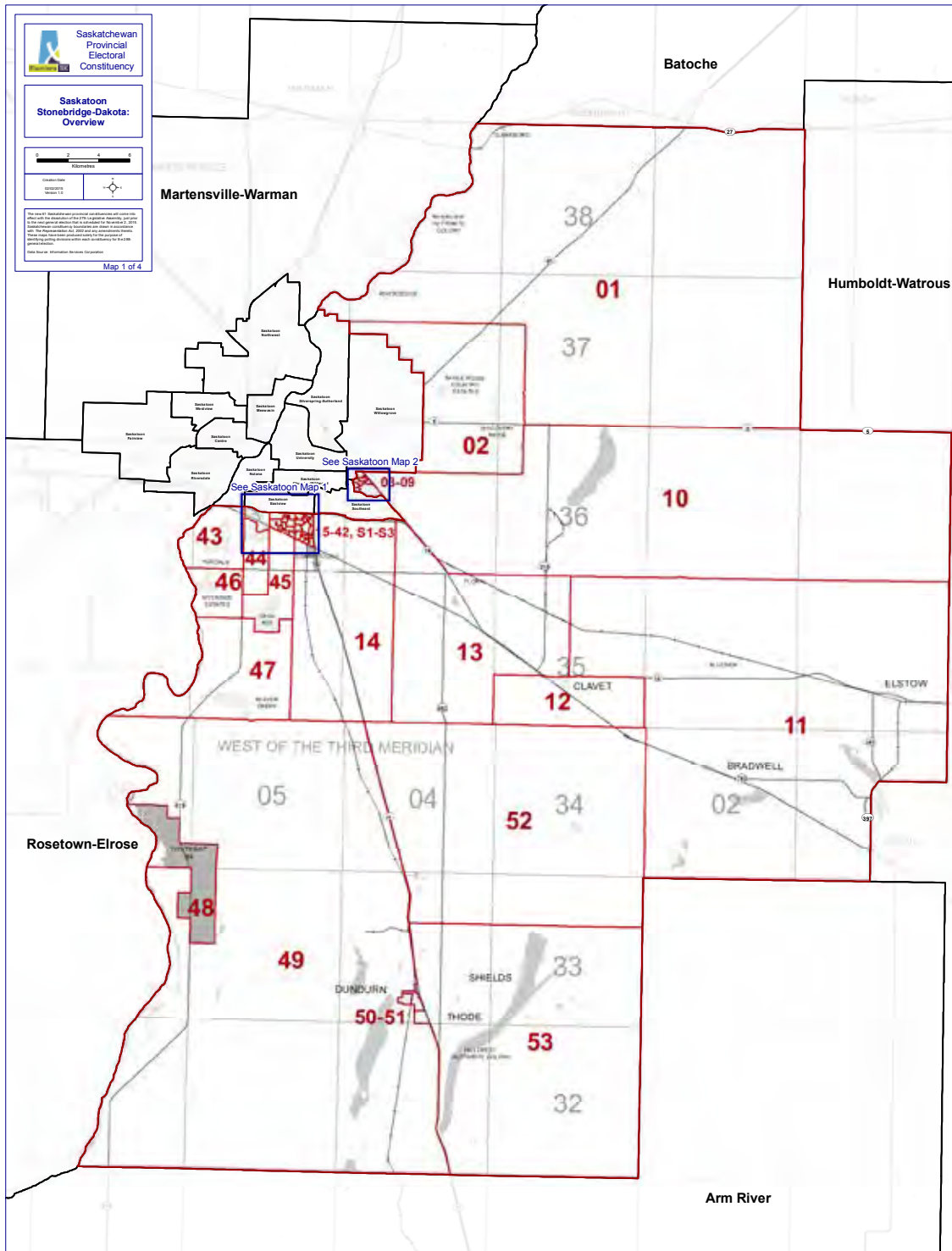


SASKATOON SOUTHEAST - Polling Location			Votes Cast For					Ballots	
Poll	Poll Name	Registered Voters	Deanna Robilliard GP	Pradipta Das LIB	Michael Karras NDP	Don Morgan SP	Rejected Ballots	Votes For Cands	
37	Lakeridge School	210	5	0	25	51	0	81	
38	St. Bernard School	256	3	0	26	49	0	78	
39	St. Bernard School	185	0	3	25	61	0	89	
40	Lakeview School	153	0	1	15	53	0	69	
41	Lakeview School	275	2	1	26	89	0	118	
42	Holy Spirit Parish	280	1	3	32	74	1	110	
43	Lakeview School	274	2	5	51	71	1	129	
44	Lakeview School	251	4	5	48	66	0	123	
45	Lakeview School	269	3	2	36	83	0	124	
46	St. Bernard School	298	0	2	26	85	0	113	
47	Lakeridge School	306	0	3	42	98	0	143	
48	Lakeridge School	208	2	2	27	67	0	98	
49	St. Luke	223	2	4	36	69	0	111	
50	St. Luke	247	2	3	27	85	0	117	
51	Lakeridge School	214	2	2	22	59	0	85	
52	St. Bernard School	190	1	5	15	72	2	93	
53	St. Bernard School	202	2	2	18	33	0	55	
54	St. Bernard School	304	3	4	29	66	0	102	
55	St. Bernard School	297	0	6	31	80	0	117	
56	Lakeview School	211	0	1	35	63	0	99	
57	Lakeview School	175	2	0	36	43	0	81	
AP	AP 1 - CNIB	-	7	20	174	494	1	695	
AP	AP 2 - CNIB	-	10	20	240	620	0	890	
AP	AP 3 - CNIB	-	6	15	224	657	0	902	
	Absentee	-	0	2	15	71	4	88	
	Hospital/Remand/Homebound	-	1	1	5	7	1	14	
MP1	Amy Mclure House, JCL Ch, L'Arche Inc. Christopher House, Persephone Ch	40	1	3	10	14	0	28	
	Homebound Poll Saskatoon Southeast	RESULTS COMBINED WITH HOSPITAL/ REMAND POLL						-	
	<b>Totals</b>	<b>13160</b>	<b>104</b>	<b>225</b>	<b>2169</b>	<b>5247</b>	<b>15</b>	<b>7745</b>	

	Candidate Elected - Don Morgan							
	Plurality	3078						
	% of Registered Voters Who Voted	58.97%						
	% By Party		1.34%	2.91%	28.01%	67.75%		



# VOTE SUMMARY BY CONSTITUENCY POLLING DIVISION: SASKATOON STONEBRIDGE- DAKOTA

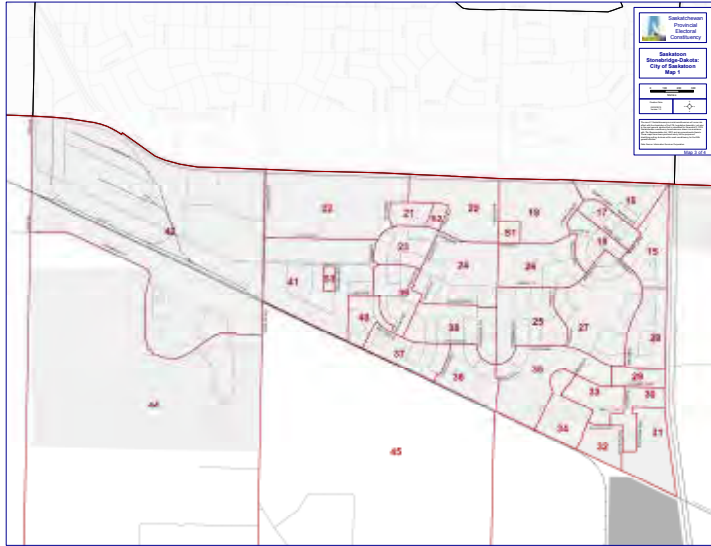


SASKATOON STONEBRIDGE-DAKOTA - Polling Location			Votes Cast For				Ballots	
Poll	Poll Name	Registered Voters	Michelle Wendzina GP	Kevin Ber LIB	Steve Jimbo NDP	Bronwyn Eyre SP	Rejected Ballots	Votes For Cands
1A/1B	Aberdeen Community Hall	525	9	6	38	161	1	214
2	Sunset Community Hall	385	3	6	45	155	0	209
3A/3B	Briarwood Community Building	536	2	10	64	199	0	275
4	Briarwood Community Building	283	0	7	33	87	0	127
5	Briarwood Community Building	263	1	3	26	74	0	104
6	Lakeview Church	211	1	5	31	46	0	83
7	Lakeview Church	313	0	6	28	89	0	123
8	Briarwood Community Building	333	5	9	50	93	0	157
9	Lakeview Church	212	0	1	23	66	0	90
10A/10B	Clavet Community Hall	761	11	12	80	179	1	282
11	Bradwell Community Hall	338	8	7	38	107	0	160
12	Clavet Community Hall	395	2	10	44	109	0	165
13	Clavet Community Hall	366	2	5	41	139	0	187
14A/14B	English River Business Complex	541	1	7	46	203	0	257
15	Lakeview Church	254	2	0	10	60	0	72
16	Lakeview Church	144	1	6	20	25	0	52
17	Lakeview Church	186	0	2	17	31	0	50
18	Lakeview Church	242	0	1	23	33	0	57
19	Lakeview Church	351	0	1	9	34	0	44
20	20/21 Saskatoon Golf and Country Club (Kinneer Room)	182	2	2	16	30	0	50
21	<i>Combined With Poll 20</i>	-	-	-	-	-	-	-
22	Saskatoon Golf and Country Club (Kinneer Room)	254	1	1	18	33	0	53
23	Circle Drive Alliance Church	316	1	5	23	64	1	93
24	Circle Drive Alliance Church	329	0	5	40	79	0	124
25	Circle Drive Alliance Church	326	2	0	33	97	0	132
26	Circle Drive Alliance Church	226	2	3	17	49	0	71
27A/27B	Lakeview Church	498	0	9	41	81	0	131
28	Lakeview Church	243	0	0	20	38	0	58
29	29/30 Saskatoon Christian School	208	0	5	16	37	0	58
30	<i>Combined With Poll 29</i>	-	-	-	-	-	-	-
31	31/32/33 Saskatoon Christian School	245	1	1	21	53	0	76
32	<i>Combined With Poll 31</i>	-	-	-	-	-	-	-
33	<i>Combined With Poll 31</i>	-	-	-	-	-	-	-
34	Saskatoon Christian School	103	0	0	9	18	0	27
35	Saskatoon Christian School	213	2	3	25	29	0	59
36	Circle Drive Alliance Church	354	1	8	37	56	0	102
37	Circle Drive Alliance Church	238	2	5	25	56	0	88
38A/38B	Circle Drive Alliance Church	341	1	4	29	76	0	110

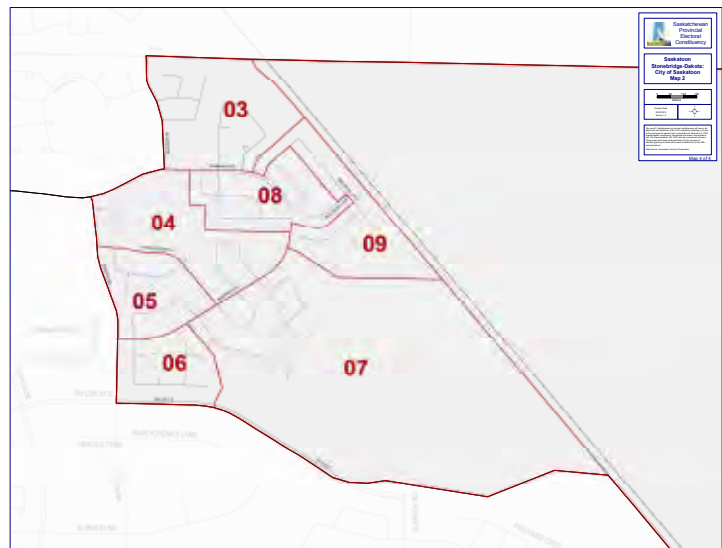
Continued on next page



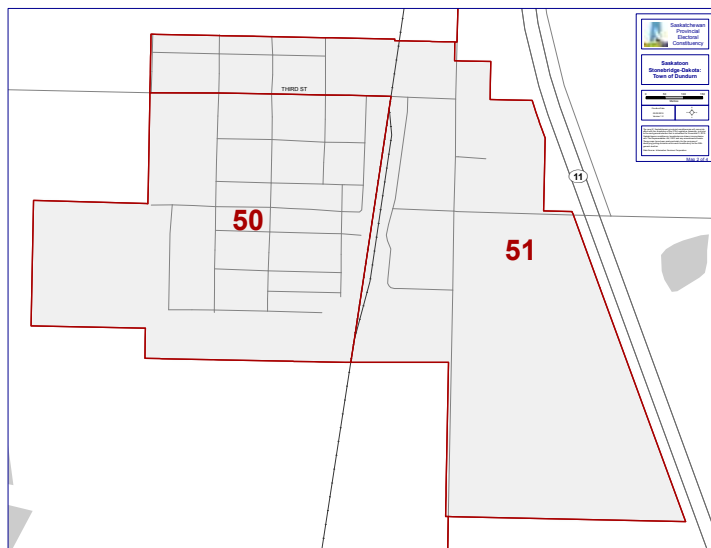
SASKATOON STONEBRIDGE-DAKOTA (CONTINUED)



Saskatoon Stonebridge-Dakota -  
City of Saskatoon - Map 1



Saskatoon Stonebridge-Dakota -  
City of Saskatoon - Map 2



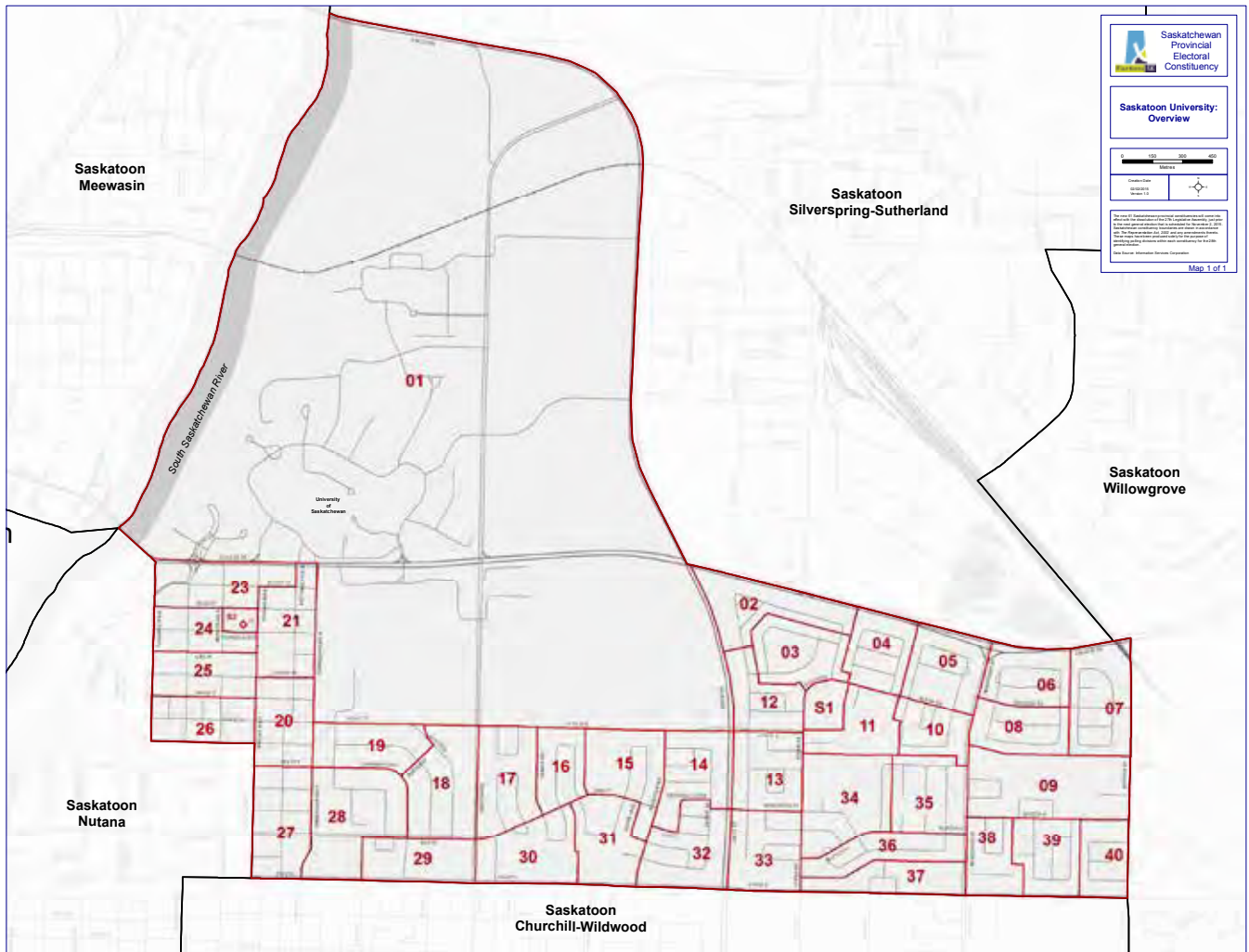
Saskatoon Stonebridge-Dakota - Town of Dundurn

SASKATOON STONEBRIDGE-DAKOTA - Polling Location			Votes Cast For				Ballots	
Poll	Poll Name	Registered Voters	Michelle Wendzina GP	Kevin Ber LIB	Steve Jimbo NDP	Bronwyn Eyre SP	Rejected Ballots	Votes For Cands
39	Circle Drive Alliance Church	342	3	4	31	90	0	128
40	Circle Drive Alliance Church	193	1	1	25	46	0	73
41	Stonebridge Crossing Retirement Community	393	5	2	40	88	0	135
42	Stonebridge Crossing Retirement Community	311	0	6	14	80	0	100
43	Stonebridge Crossing Retirement Community	217	4	2	29	54	0	89
44	South Corman Park School	433	2	7	20	128	0	157
45	South Corman Park School	361	1	10	31	134	0	176
46	South Corman Park School	188	2	3	23	71	1	99
47	South Corman Park School	234	5	3	35	75	0	118
48	Dakota Whitecap Fire Hall	345	2	12	74	18	0	106
49	Dundurn Community Hall	231	1	5	24	65	0	95
50	Dundurn Community Hall	247	0	2	12	51	1	65
51	Dundurn Community Hall	190	1	3	13	39	0	56
52	Clavet Community Hall	423	0	5	25	91	0	121
53	Dundurn Community Hall	478	7	4	29	133	0	173
AP	AP 1 - Circle Drive Alliance Church	-	9	28	224	608	1	869
AP	AP 2 - Circle Drive Alliance Church	-	10	23	221	644	2	898
AP	AP 1 - Dundurn Community Hall	-	7	33	193	689	2	922
AP	AP 1 - Clavet Community Hall	-	6	15	54	259	0	334
AP	AP 3 - Circle Drive Alliance Church	-	4	7	46	255	0	312
	Absentee	-	0	3	25	131	3	159
	Hospital/Remand/Homebound	-	1	1	4	10	0	16
MP1	Briarwood Personal Ch, Circle Drive Ch, Northern Light Ch, Stonebridge Crossing Retirement Community	166	4	16	23	40	2	83
MP2	Samaritan Place, Trinity Manor	269	11	27	49	99	1	186
	Homebound Poll Saskatoon Stonebridge-Dakota	RESULTS COMBINED WITH HOSPITAL/ REMAND POLL						-
	<b>Totals</b>	<b>15736</b>	<b>149</b>	<b>377</b>	<b>2300</b>	<b>6584</b>	<b>16</b>	<b>9410</b>

	Candidate Elected - Bronwyn Eyre							
	Plurality	4284						
	% of Registered Voters Who Voted	59.90%						
	% By Party		1.58%	4.01%	24.44%	69.97%		



# VOTE SUMMARY BY CONSTITUENCY POLLING DIVISION: SASKATOON UNIVERSITY



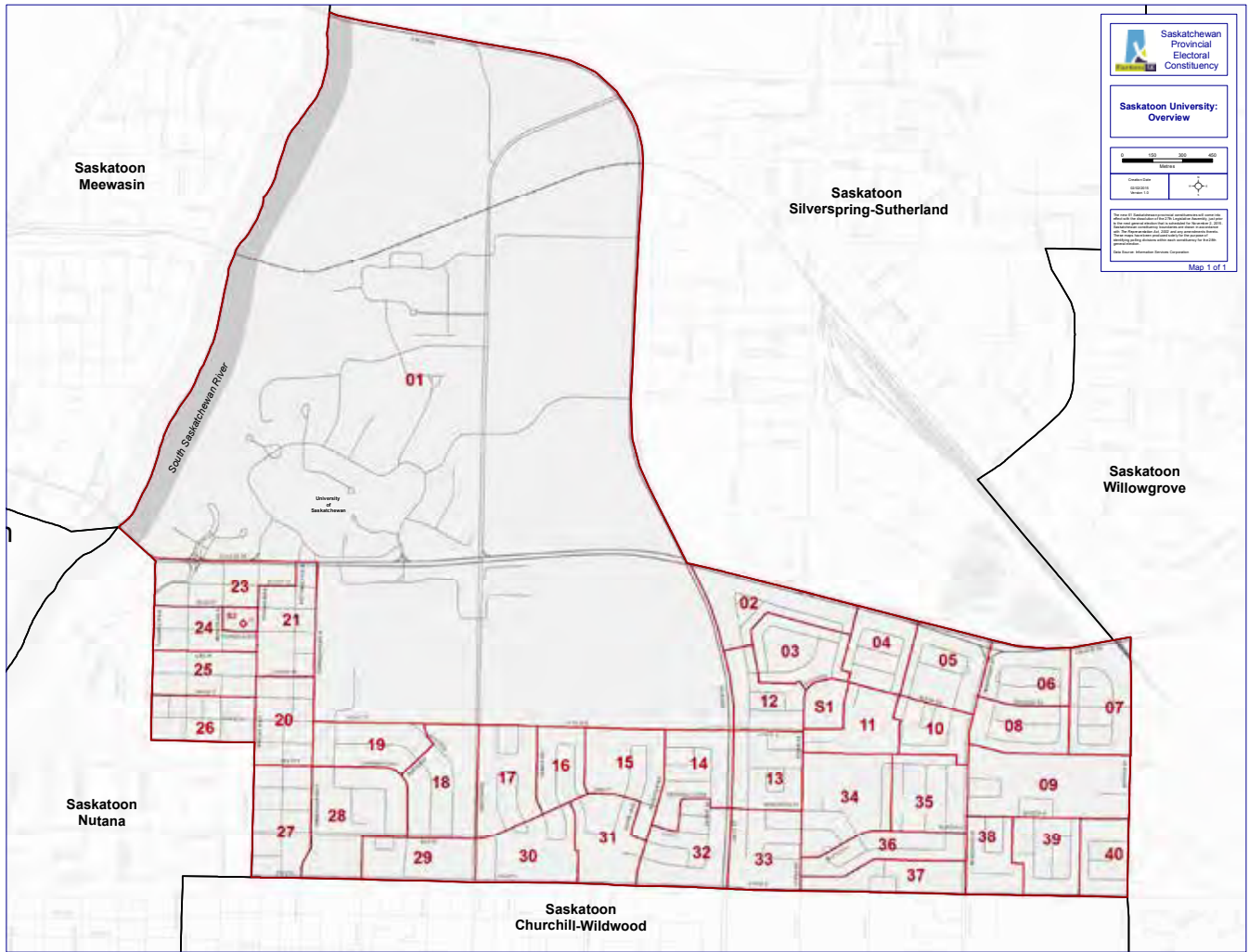


SASKATOON UNIVERSITY - Polling Location			Votes Cast For					Ballots	
Poll	Poll Name	Registered Voters	Garnet Hall	Ezaz Jaseem	Jennifer Bowes	Rose Buscholl	Eric Olauson	Rejected Ballots	Votes For Cands
			GP	LIB	NDP	PC	SP		
1	Education Building	279	3	11	72	12	130	0	228
2	Evan Hardy Collegiate	249	0	6	31	0	46	0	83
3	Evan Hardy Collegiate	238	2	3	42	2	48	0	97
4	École Cardinal Leger School	239	2	5	41	0	54	3	102
5	École Cardinal Leger School	336	3	12	53	2	65	0	135
6	École Cardinal Leger School	272	4	2	37	0	79	1	122
7	Roland Michener School	341	6	7	70	4	105	0	192
8	Roland Michener School	316	2	6	62	1	69	1	140
9	Roland Michener School	317	5	13	49	2	99	0	168
10	École Cardinal Leger School	304	7	4	45	1	64	0	121
11	École Cardinal Leger School	214	4	7	35	0	30	1	76
12	Evan Hardy Collegiate	265	0	12	30	2	52	0	96
13	Evan Hardy Collegiate	293	5	5	57	0	57	0	124
14	Evan Hardy Collegiate	247	1	8	50	0	40	0	99
15	Greystone Heights School	209	3	5	41	2	52	0	103
16	Greystone Heights School	190	1	4	49	1	33	0	88
17	Greystone Heights School	306	4	7	64	1	68	0	144
18	Greystone Heights School	274	0	5	53	1	45	1	104
19	Greystone Heights School	214	1	7	40	1	35	1	84
20	Brunskill School	256	0	3	66	1	39	0	109
21	Brunskill School	286	4	8	49	2	45	0	108
22	Luther Tower	197	0	7	74	9	69	0	159
23	Brunskill School	273	1	4	52	1	43	0	101
24	Brunskill School	252	0	5	53	0	42	0	100
25	Brunskill School	212	3	7	64	1	32	0	107
26	Brunskill School	297	2	7	73	1	51	0	134
27	Saskatoon Temple - Salvation Army	243	3	12	40	1	35	1	91
28	Saskatoon Temple - Salvation Army	298	3	10	58	2	50	1	123
29	Saskatoon Temple - Salvation Army	277	0	7	45	4	28	1	84
30	Saskatoon Temple - Salvation Army	195	1	5	30	1	34	0	71
31	Saskatoon Temple - Salvation Army	338	4	9	31	3	42	0	89
32	Evan Hardy Collegiate	248	2	2	49	2	44	0	99
33	École College Park School	239	5	10	42	2	51	0	110
34	École College Park School	225	4	2	65	1	54	0	126
35	École College Park School	277	1	2	57	2	65	0	127
36	École College Park School	292	4	5	58	3	65	1	135

*Continued on next page*



SASKATOON UNIVERSITY (CONTINUED)

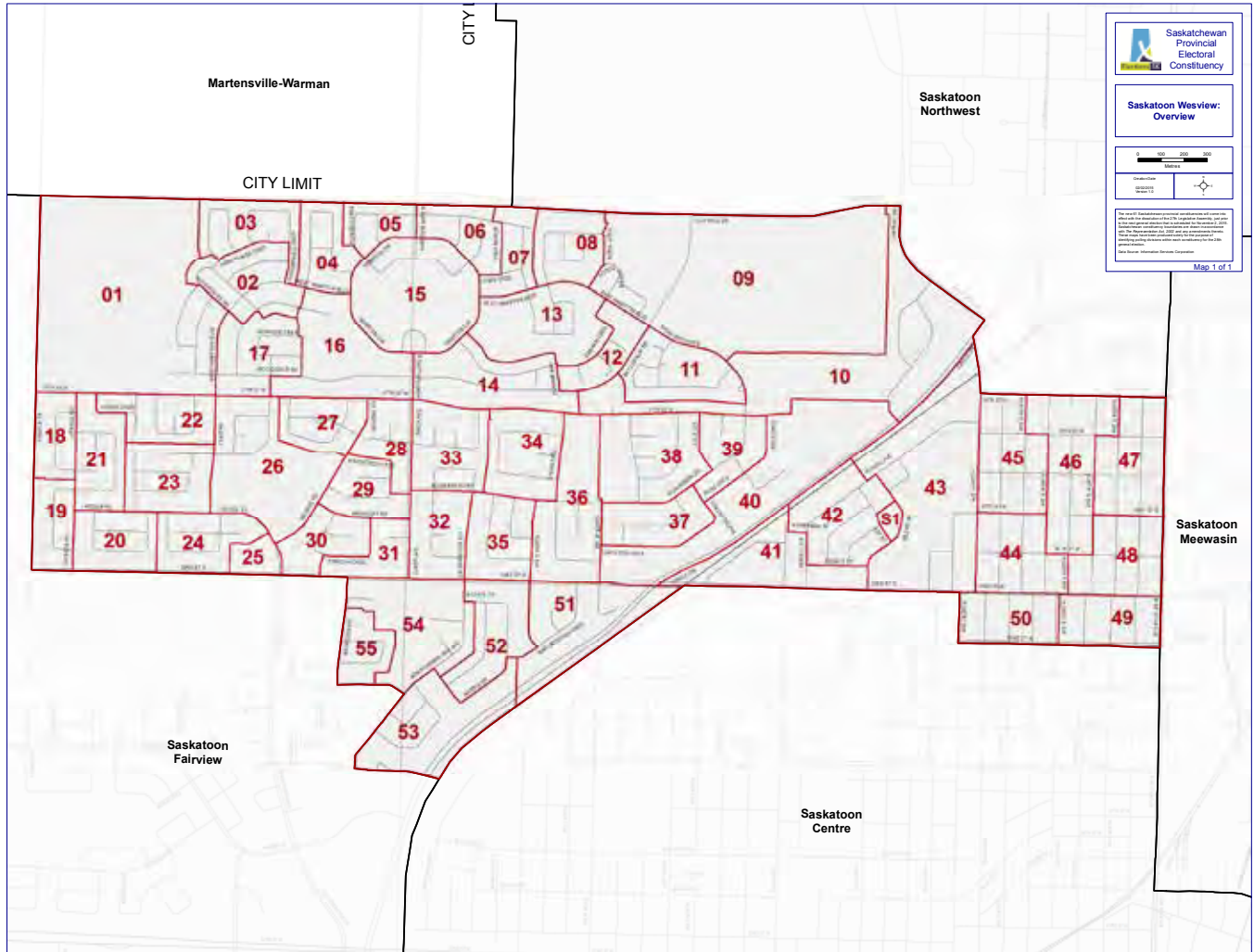


SASKATOON UNIVERSITY - Polling Location			Votes Cast For					Ballots	
Poll	Poll Name	Registered Voters	Garnet Hall GP	Ezaz Jaseem LIB	Jennifer Bowes NDP	Rose Buscholl PC	Eric Olauson SP	Rejected Ballots	Votes For Cands
37	École College Park School	265	1	7	20	1	24	0	53
38	Roland Michener School	297	2	7	43	1	40	0	93
39	Roland Michener School	254	4	3	54	3	83	0	147
40	Roland Michner School	251	2	6	42	1	48	0	99
AP	AP 1 - Saskatoon Temple - Salvation Army	-	6	34	238	4	296	1	578
AP	AP 2 - Saskatoon Temple - Salvation Army	-	7	30	241	4	285	1	567
AP	AP 3 - Saskatoon Temple - Salvation Army	-	8	25	186	5	255	2	479
	Absentee	-	0	4	17	1	35	1	57
	Hospital/Remand	-	1	0	0	2	8	4	11
MP1	Blue Haven, Enriched Living, Luthercare Communities Intermediate Ch	29	0	5	5	1	4	0	15
	Homebound Poll Saskatoon University	-	0	0	5	0	6	0	11
PCF1	Sherbrooke Community Center	254	8	10	27	8	29	2	82
PCF2	Luther Special Care Home	118	0	5	27	2	7	2	41
	<b>Totals</b>	<b>10976</b>	<b>129</b>	<b>370</b>	<b>2732</b>	<b>101</b>	<b>3080</b>	<b>25</b>	<b>6412</b>

	Candidate Elected - Eric Olauson								
	Plurality	348							
	% of Registered Voters Who Voted	58.65%							
	% By Party		2.01%	5.77%	42.61%	1.58%	48.03%		



# VOTE SUMMARY BY CONSTITUENCY POLLING DIVISION: SASKATOON WESTVIEW



SASKATOON WESTVIEW - Polling Location			Votes Cast For				Ballots	
Poll	Poll Name	Registered Voters	Tammy McDonald	Naveed Anwar	Cam Broten	David Buckingham	Rejected Ballots	Votes For Cands
			GP	LIB	NDP	SP		
1	Dundonald School	350	1	5	53	51	0	110
2	Dundonald School	299	0	5	44	63	0	112
3	Dundonald School	272	1	2	30	74	0	107
4	Dundonald School	297	2	8	32	59	0	101
5	Dundonald School	175	1	0	25	30	0	56
6	St. Peter School	231	0	4	27	28	1	59
7	St. Peter School	205	3	2	25	42	0	72
8	Hampton Free Methodist	225	1	1	32	84	0	118
9	Hampton Free Methodist	225	1	1	28	64	0	94
10	Caroline Robins School	160	0	1	18	31	0	50
11	Hampton Free Methodist	180	3	4	28	39	0	74
12	Hampton Free Methodist	199	0	1	24	51	0	76
13	Hampton Free Methodist	380	1	4	43	88	0	136
14	Hampton Free Methodist	331	1	10	60	70	1	141
15	St. Peter School	329	3	1	37	60	0	101
16	St. Peter School	397	1	6	35	89	0	131
17	St. Peter School	335	0	10	31	74	0	115
18	Holy Trinity Anglican Church	181	0	1	23	28	0	52
19	Holy Trinity Anglican Church	192	1	0	29	29	0	59
20	Holy Trinity Anglican Church	241	2	6	30	40	0	78
21	Holy Trinity Anglican Church	269	4	1	35	12	0	52
22	Dundonald School	271	0	1	50	37	0	88
23	Holy Trinity Anglican Church	300	1	1	70	51	0	123
24	West Portal Church	295	1	2	43	36	0	82
25	West Portal Church	227	1	2	18	24	0	45
26	Dundonald School	277	2	2	43	69	0	116
27	St. Peter School	258	0	2	47	57	0	106
28	West Portal Church	202	1	0	36	34	1	71
29	West Portal Church	227	3	1	44	41	1	89
30	West Portal Church	235	1	2	50	23	0	76
31	West Portal Church	230	1	5	24	30	0	60
32	Bishop Klein School	210	3	3	37	32	0	75
33	Bishop Klein School	280	1	3	59	60	0	123
34	Caroline Robins School	306	2	4	59	82	0	147
35	Bishop Klein School	252	0	3	48	42	0	93
36	Caroline Robins School	294	2	3	73	23	0	101
37	Caroline Robins School	228	2	1	49	36	0	88
38	Caroline Robins School	274	1	2	67	54	0	124
39	Caroline Robins School	190	3	0	38	39	0	80
40	Caroline Robins School	249	4	7	50	26	0	87
41	Henry Kelsey School	134	2	1	27	11	0	41
42	Henry Kelsey School	257	0	2	20	58	0	80

Continued on next page



SASKATOON WESTVIEW (CONTINUED)



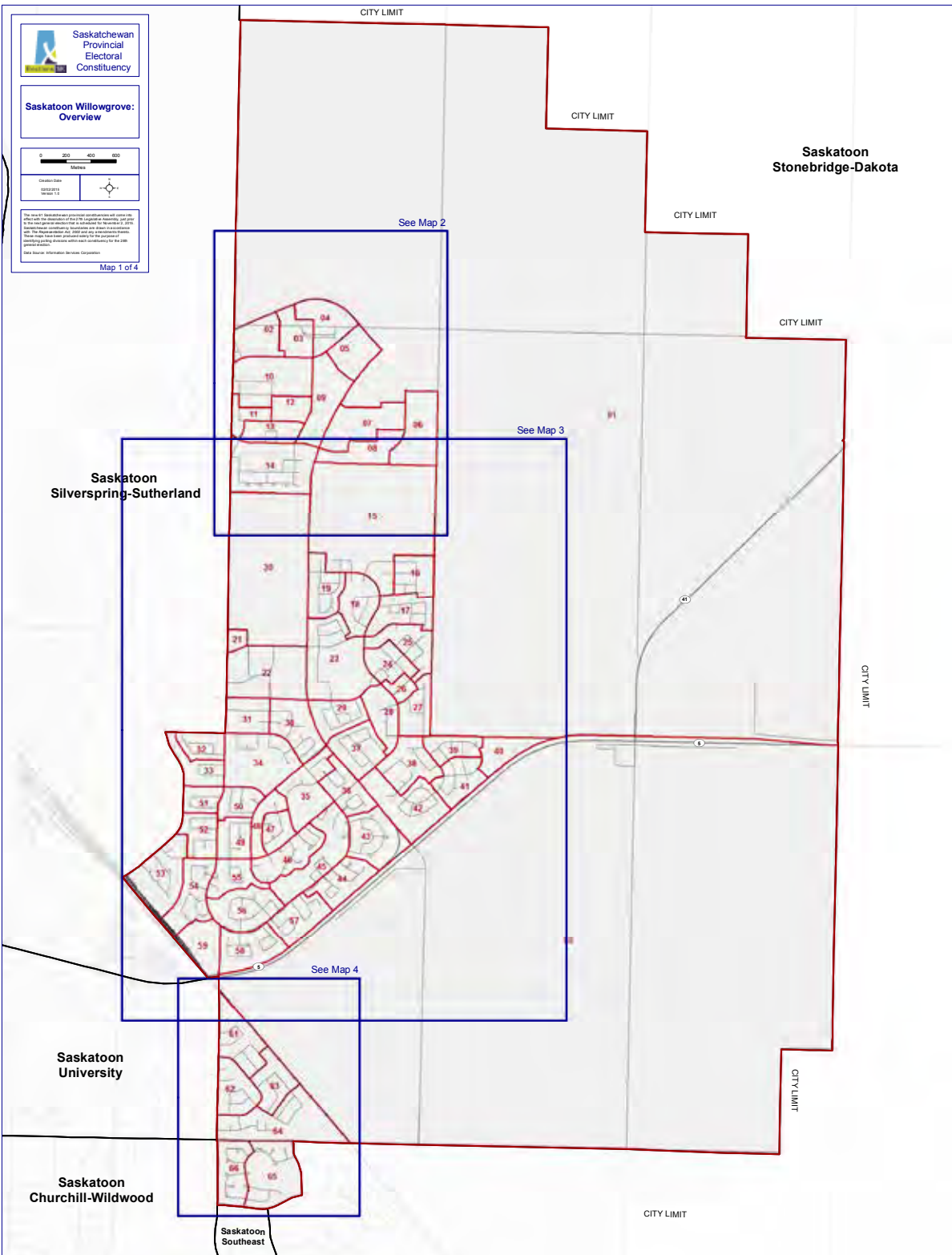
SASKATOON WESTVIEW - Polling Location			Votes Cast For				Ballots		
Poll	Poll Name	Registered Voters	Tammy McDonald	Naveed Anwar	Cam Broten	David Buckingham	Rejected Ballots	Votes For Cands	
			GP	LIB	NDP	SP			
43	Henry Kelsey School	253	2	0	55	38	1	95	
44	Henry Kelsey School	279	3	4	47	25	1	79	
45	Henry Kelsey School	332	4	2	49	41	0	96	
46	Carpenter's Church	282	4	3	51	36	0	94	
47	Carpenter's Church	263	3	5	45	36	0	89	
48	Carpenter's Church	266	5	1	44	24	0	74	
49	Carpenter's Church	292	1	1	73	20	0	95	
50	Henry Kelsey School	201	3	1	32	14	0	50	
51	Massey Place Community Church	314	6	6	40	23	0	75	
52	Massey Place Community Church	266	3	2	59	44	0	108	
53	Massey Place Community Church	276	1	3	66	60	0	130	
54	Bishop Klein School	300	3	2	45	44	1	94	
55	Massey Place Community Church	177	1	2	25	21	0	49	
AP	AP 1 - Holy Trinity Anglican Church	-	7	22	428	537	2	994	
AP	AP 1 - Henry Kelsey School	-	5	19	295	394	0	713	
AP	AP 2 - Holy Trinity Anglican Church	-	5	16	328	275	1	624	
AP	AP 2 - Henry Kelsey School	-	6	15	195	175	0	391	
	Absentee	-	1	2	31	22	5	56	
	Hospital/Remand	-	1	3	10	4	2	18	
MP1	St. Joseph's Home, Villa Royale Residential Group	209	3	8	78	76	0	165	
MP2	Arbor Villa Ch Inc., Dorothy & Richard Gerbrandt, Emalda Endojo, Home Life Home Care Inc., Thelma Soanes, Una Lepine, Cora Equina/Homebound*	46	0	3	38	12	0	53	
	Homebound Poll Saskatoon Westview	RESULTS COMBINED WITH MP2							-
	<b>Totals</b>	<b>14425</b>	<b>124</b>	<b>240</b>	<b>3675</b>	<b>3892</b>	<b>17</b>	<b>7931</b>	

	Candidate Elected - David Buckingham							
	Plurality	217						
	% of Registered Voters Who Voted	55.10%						
	% By Party		1.56%	3.03%	46.34%	49.07%		

\*Homebound votes cast in Saskatoon Westview were combined with votes cast at MP2. This could explain the discrepancy between votes cast (53) and registered voters (46).



# VOTE SUMMARY BY CONSTITUENCY POLLING DIVISION: SASKATOON WILLOWGROVE



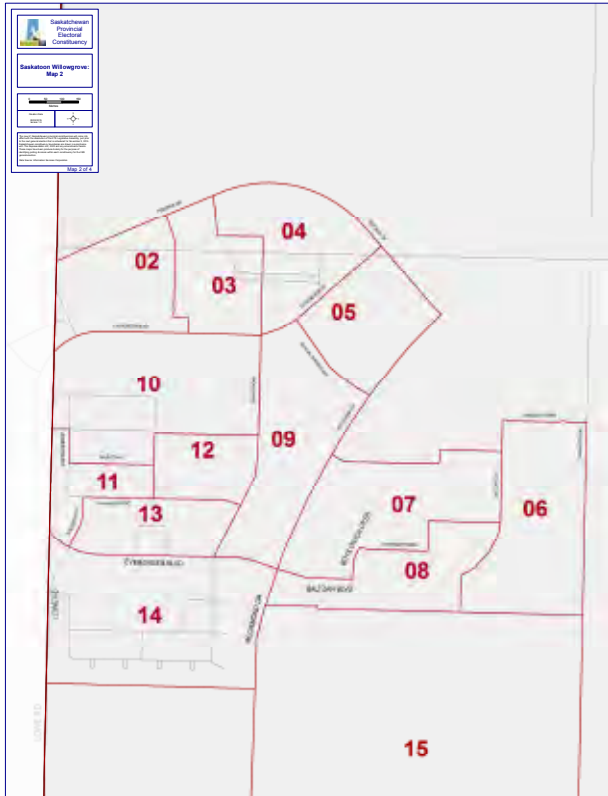


SASKATOON WILLOWGROVE - Polling Location			Votes Cast For				Ballots	
Poll	Poll Name	Registered Voters	Sarah Risk	Jason Gorin	Tajinder Grewal	Ken Cheveldayoff	Rejected Ballots	Votes For Cands
			GP	LIB	NDP	SP		
1	1/9 Centennial Collegiate	79	0	1	8	28	0	37
2	Centennial Collegiate	192	0	1	26	44	0	71
3	Centennial Collegiate	166	0	2	15	35	0	52
4	Centennial Collegiate	160	0	2	16	34	0	52
5	Centennial Collegiate	90	2	1	8	16	0	27
6	6/24 Holy Family Catholic School	261	1	6	19	72	0	98
7	7/18 Holy Family Catholic School	262	4	2	30	70	0	106
8	8/19 Holy Family Catholic School	288	0	2	18	98	0	118
9	<i>Combined With Poll 1</i>	-	-	-	-	-	-	-
10	Centennial Collegiate	173	3	2	19	38	0	62
11	Centennial Collegiate	131	1	1	13	25	0	40
12	Centennial Collegiate	118	0	2	14	24	0	40
13	Centennial Collegiate	253	2	6	26	40	1	74
14	Centennial Collegiate	332	2	1	18	97	0	118
15	Holy Family Catholic School	222	0	3	14	61	0	78
16	Holy Family Catholic School	245	1	1	14	52	0	68
17	Holy Family Catholic School	336	3	25	1	102	0	131
18	<i>Combined With Poll 7</i>	-	-	-	-	-	-	-
19	<i>Combined With Poll 8</i>	-	-	-	-	-	-	-
20	Erindale Alliance Church	175	2	2	14	36	0	54
21	Erindale Alliance Church	242	2	2	28	40	0	72
22	Erindale Alliance Church	321	3	0	28	54	0	85
23	Erindale Alliance Church	332	1	5	33	71	1	110
24	<i>Combined With Poll 6</i>	-	-	-	-	-	-	-
25	Holy Family Catholic School	321	2	2	33	89	0	126
26	Willowgrove School	176	0	4	12	46	0	62
27	Willowgrove School	298	2	5	23	69	0	99
28	Willowgrove School	228	0	5	17	63	0	85
29	Willowgrove School	225	2	2	19	47	0	70
30	Erindale Alliance Church	304	0	1	25	73	0	99
31	Erindale Alliance Church	322	2	4	29	53	0	88
32	Dr. John G. Egnatoff	200	2	1	21	40	0	64
33	Dr. John G. Egnatoff	273	2	1	19	64	0	86
34	Dr. John G. Egnatoff	313	1	0	26	75	0	102
35	Father Robinson Catholic School	237	2	5	14	58	0	79
36	Erindale Alliance Church	233	0	3	17	64	1	84
37	Willowgrove School	316	1	2	28	94	0	125
38	Willowgrove School	295	2	1	33	77	1	113
39	Willowgrove School	173	0	0	10	43	0	53
40	Willowgrove School	289	0	1	36	44	0	81
41	Willowgrove School	218	1	2	16	69	0	88
42	Willowgrove School	285	1	3	21	82	0	107

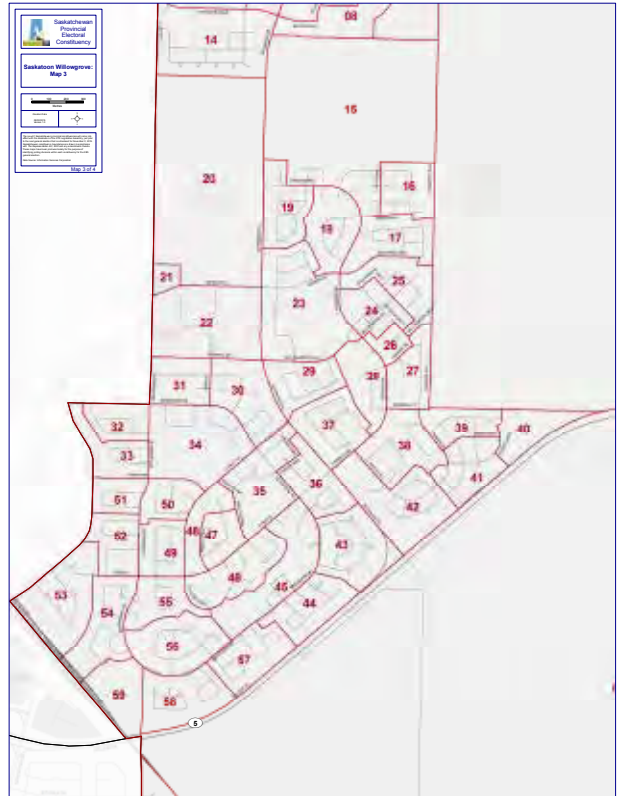
Continued on next page



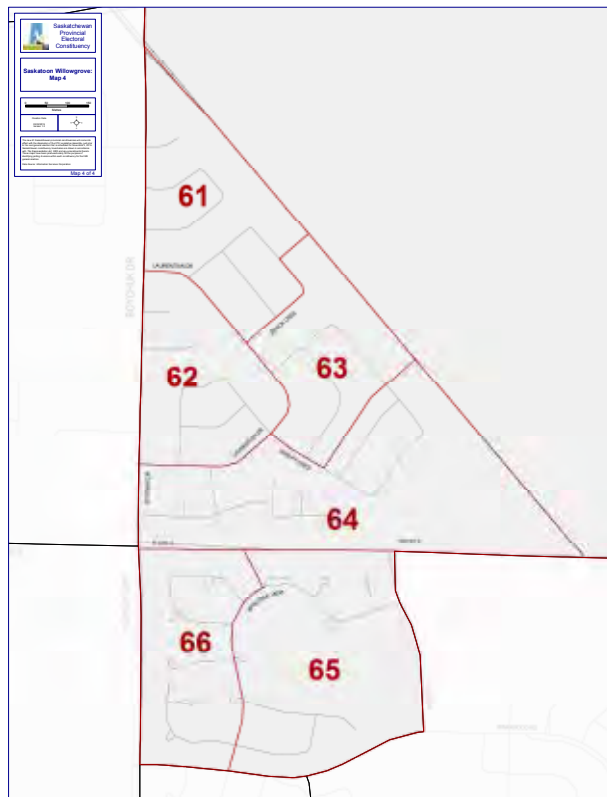
SASKATOON WILLOWGROVE (CONTINUED)



Saskatoon Willowgrove - Map 2



Saskatoon Willowgrove - Map 3



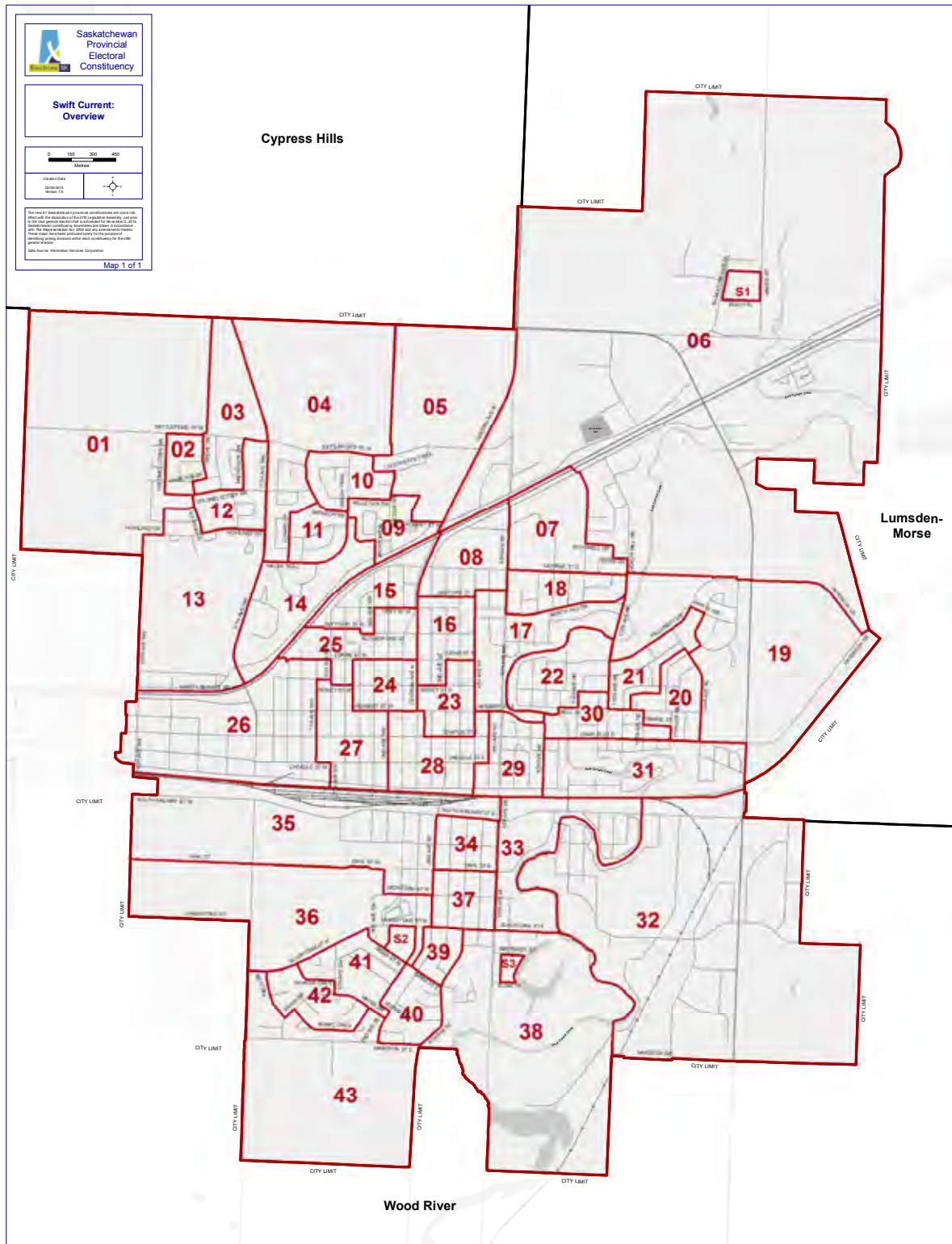
Saskatoon Willowgrove - Map 4

SASKATOON WILLOWGROVE - Polling Location			Votes Cast For				Ballots	
Poll	Poll Name	Registered Voters	Sarah Risk	Jason Gorin	Tajinder Grewal	Ken Cheveldayoff	Rejected Ballots	Votes For Cands
			GP	LIB	NDP	SP		
43	Erindale Alliance Church	298	2	2	27	85	0	116
44	Erindale Alliance Church	281	0	1	23	75	0	99
45	Erindale Alliance Church	268	3	2	12	93	0	110
46	Father Robinson Catholic School	364	1	0	31	107	0	139
47	Father Robinson Catholic School	188	1	1	19	62	0	83
48	Father Robinson Catholic School	206	3	1	21	62	0	87
49	Father Robinson Catholic School	247	4	2	36	68	0	110
50	Dr. John G. Egnatoff	224	2	3	27	76	0	108
51	Dr. John G. Egnatoff	171	0	0	21	46	0	67
52	Dr. John G. Egnatoff	256	3	0	34	79	0	116
53	Dr. John G. Egnatoff	240	3	0	12	61	0	76
54	Dr. John G. Egnatoff	278	4	4	20	90	0	118
55	Father Robinson Catholic School	264	1	2	15	78	0	96
56	Father Robinson Catholic School	364	1	5	27	119	0	152
57	Father Robinson Catholic School	306	4	2	22	76	0	104
58	Father Robinson Catholic School	341	2	3	33	87	0	125
59	Dr. John G. Egnatoff	294	5	1	28	54	0	88
60	60/63 St. Augustine School	242	1	2	42	74	0	119
61	St. Augustine School	299	6	2	52	97	0	157
62	St. Augustine School	302	6	4	26	89	0	125
63	Combined With Poll 60	-	-	-	-	-	-	-
64	St. Augustine School	333	2	4	40	96	0	142
65	St. Augustine School	276	0	6	16	101	0	123
66	St. Augustine School	291	1	4	42	76	0	123
AP	AP 1 - Erindale Alliance Church	-	11	13	198	642	0	864
AP	AP 2 - Erindale Alliance Church	-	4	23	231	713	0	971
AP	AP 3 - Erindale Alliance Church	-	5	19	248	732	0	1004
AP	AP 4 - Erindale Alliance Church	-	0	3	27	131	0	161
AP	AP 5 - Erindale Alliance Church	-	4	7	56	206	1	273
	Absentee	-	0	0	31	106	2	137
	Hospital/Remand/Homebound	-	0	0	5	7	1	12
MP1	Rehoboth Elder Ch, Applewood Manor Inc., Arbor Villa Ch Inc.	27	1	1	5	10	0	17
MP2	Keedwell Assisted Living, Quality Ch Ltd.	43	2	3	8	18	0	31
	Homebound Poll Saskatoon Willowgrove	RESULTS COMBINED WITH HOSPITAL/ REMAND POLL						
	<b>Totals</b>	<b>15487</b>	<b>129</b>	<b>229</b>	<b>2196</b>	<b>6603</b>	<b>8</b>	<b>9157</b>

	Candidate Elected - Ken Cheveldayoff							
	Plurality	4407						
	% of Registered Voters Who Voted	59.18%						
	% By Party		1.41%	2.50%	23.98%	72.11%		



# VOTE SUMMARY BY CONSTITUENCY POLLING DIVISION: SWIFT CURRENT



SWIFT CURRENT - Polling Location			Votes Cast For				Ballots	
Poll	Poll Name	Registered Voters	George Watson	Glenn D. Smith	Hailey Clark	Brad Wall	Rejected Ballots	Votes For Cands
			GP	LIB	NDP	SP		
1	Christ the Redeemer Parish	157	0	0	4	79	0	83
2	Christ the Redeemer Parish	150	0	0	3	64	0	67
3	Christ the Redeemer Parish	291	2	1	23	125	0	151
4	Trailview Alliance Church	328	3	2	28	146	0	179
5	Trailview Alliance Church	191	0	1	18	92	0	111
6	Christ The Redeemer Parish	392	1	1	20	174	0	196
7	O.M. Irwin School	323	2	0	27	108	0	137
8	O.M. Irwin School	268	2	2	13	88	1	105
9	Trailview Alliance Church	285	2	2	12	132	0	148
10	Trailview Alliance Church	287	1	0	22	118	1	141
11	Trailview Alliance Church	269	1	1	30	112	0	144
12	Christ the Redeemer Parish	233	0	2	21	90	0	113
13	Christ the Redeemer Parish	215	0	2	8	107	0	117
14	Trailview Alliance Church	289	0	2	22	129	0	153
15	St. Olaf Lutheran Church	280	0	0	18	85	1	103
16	St. Olaf Lutheran Church	304	2	0	30	79	0	111
17	O.M. Irwin School	276	3	2	18	96	1	119
18	O.M. Irwin School	325	4	0	44	134	0	182
19	Credit Union Iplex	298	2	1	18	144	0	165
20	Credit Union Iplex	302	3	0	22	133	0	158
21	Credit Union Iplex	315	4	3	34	138	0	179
22	Credit Union Iplex	306	2	2	6	112	0	122
23	Great Plains College	211	0	2	18	66	0	86
24	St. Olaf Lutheran Church	272	2	2	17	68	0	89
25	St. Olaf Lutheran Church	303	2	0	19	88	0	109
26	Great Plains College	363	2	1	20	113	0	136
27	Great Plains College	290	3	0	19	83	0	105
28	Great Plains College	232	6	1	8	66	1	81
29	Credit Union Iplex	338	1	0	19	109	0	129
30	Credit Union Iplex	261	4	2	17	94	0	117
31	Credit Union Iplex	312	3	2	17	115	0	137
32	Credit Union Iplex	113	1	3	10	45	0	59
33	Credit Union Iplex	245	3	0	11	78	0	92
34	Alpine Church of God	269	2	3	8	94	0	107
35	Fairview School	234	0	0	8	95	1	103
36	Fairview School	208	0	2	19	55	0	76

Continued on next page



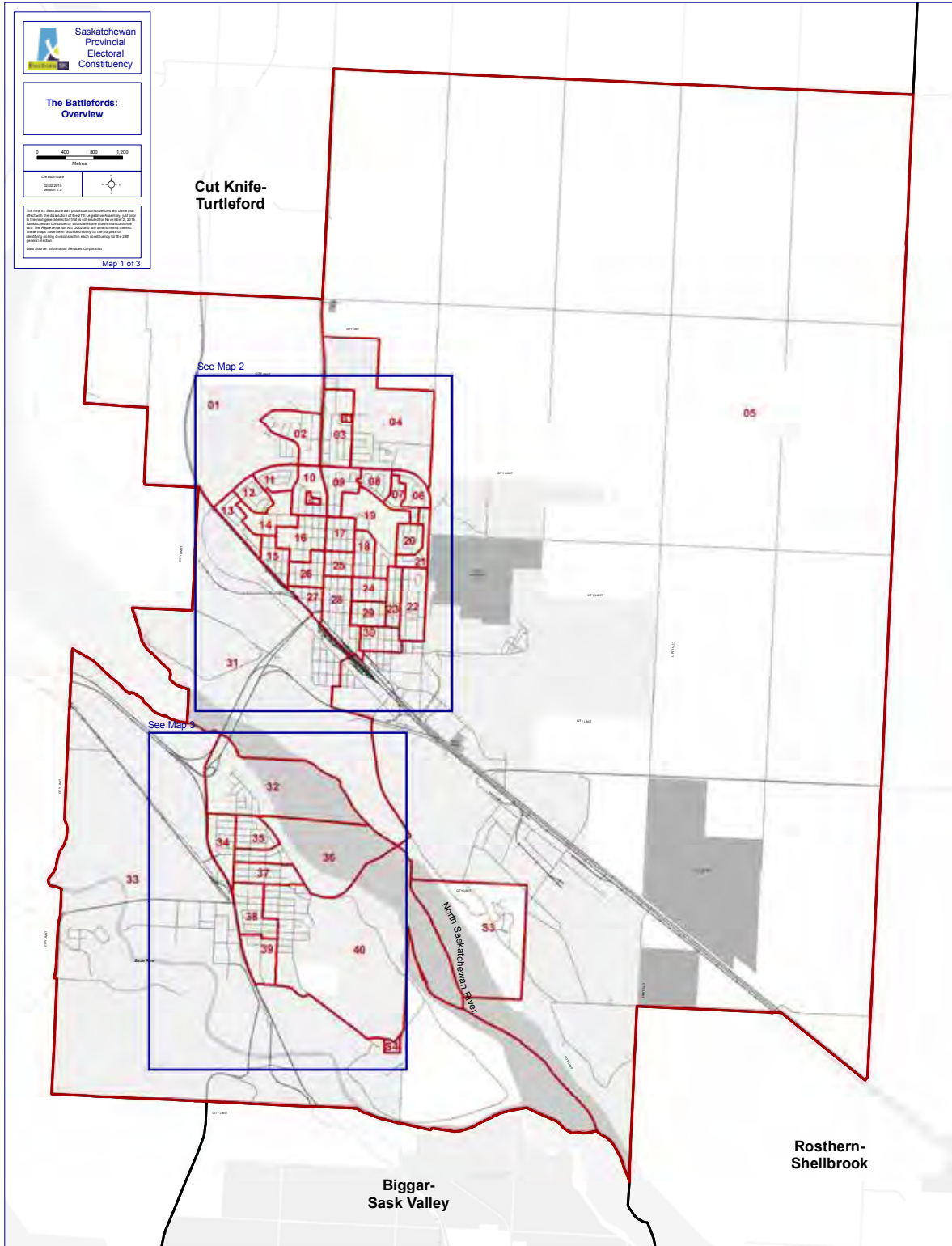


SWIFT CURRENT - Polling Location			Votes Cast For				Ballots		
Poll	Poll Name	Registered Voters	George Watson GP	Glenn D. Smith LIB	Hailey Clark NDP	Brad Wall SP	Rejected Ballots	Votes For Cands	
37	Alpine Church of God	282	2	1	14	105	0	122	
38	Alpine Church of God	266	2	3	10	122	0	137	
39	Alpine Church of God	160	0	0	14	64	0	78	
40	Alpine Church of God	315	1	1	30	147	0	179	
41	Fairview School	321	1	0	26	171	0	198	
42	Fairview School	291	3	3	26	136	0	168	
43	Riverview Estates	306	1	5	37	142	0	185	
AP	AP 1 - Great Plains College	-	5	7	81	511	0	604	
AP	AP 2 - Great Plains College	-	10	3	82	366	0	461	
AP	AP 3 - Great Plains College	-	5	3	32	258	0	298	
	Absentee	-	4	1	23	151	23	179	
	Hospital/Remand	-	1	1	6	22	0	30	
MP1	Cypress House, Swift Current Care Centre	120	1	2	10	37	0	50	
MP2	Palliser Regional Care Centre, Prairie View Lodge	202	1	1	19	71	2	92	
MP3	The Bentley/Homebound	73	2	2	23	44	1	71	
MP4	Heritage Tower, Golden West Manor	145	1	3	28	70	1	102	
	Homebound Poll Swift Current	RESULTS COMBINED WITH MP3							-
	<b>Totals</b>	<b>12216</b>	<b>103</b>	<b>78</b>	<b>1112</b>	<b>6071</b>	<b>33</b>	<b>7364</b>	

	Candidate Elected - Brad Wall							
	Plurality	4959						
	% of Registered Voters Who Voted	60.55%						
	% By Party		1.40%	1.06%	15.10%	82.44%		



# VOTE SUMMARY BY CONSTITUENCY POLLING DIVISION: THE BATTLEFORDS



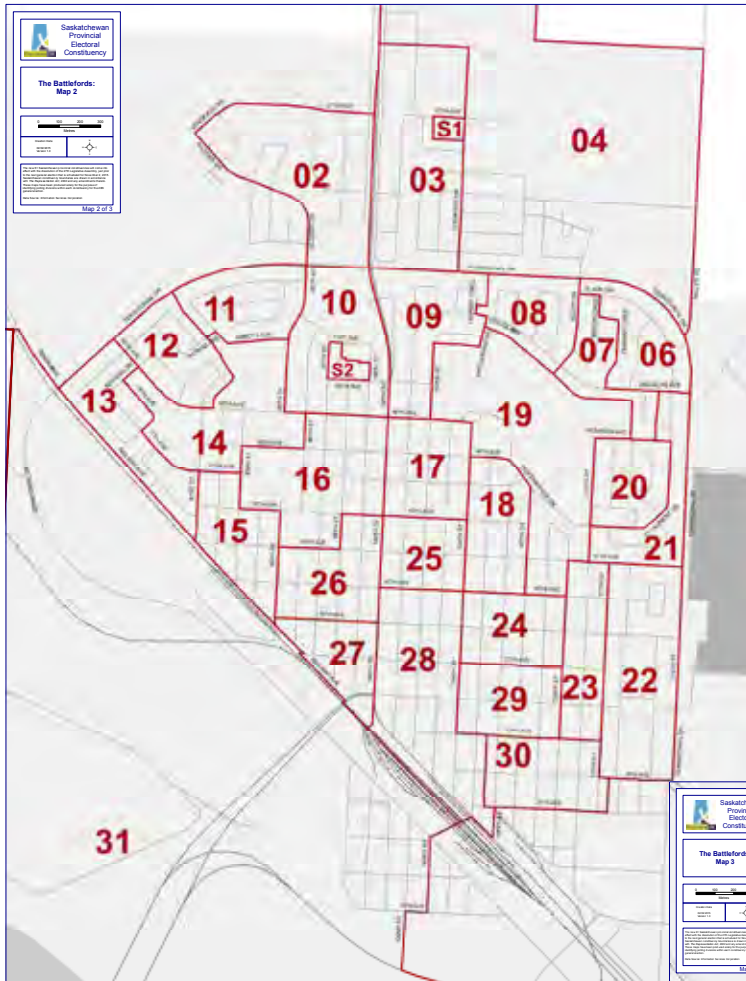


THE BATTLEFORDS - Polling Location			Votes Cast For				Ballots	
Poll	Poll Name	Registered Voters	Josh Hunt	Dexter Gopher	Rob Feist	Herb Cox	Rejected Ballots	Votes For Cands
			GP	LIB	NDP	SP		
1	Territorial Drive Alliance Church	249	3	2	13	94	0	112
2	Territorial Drive Alliance Church	294	0	3	31	89	0	123
3	Territorial Drive Alliance Church	381	2	13	47	74	1	136
4	Territorial Drive Alliance Church	421	0	2	45	142	0	189
5	Don Ross Centre	363	5	17	34	70	0	126
6	Lawrence School	276	2	12	26	57	0	97
7	Lawrence School	284	2	7	36	66	0	111
8	Lawrence School	280	2	6	36	64	0	108
9	Lawrence School	333	3	7	52	68	0	130
10	Holy Family School	296	0	4	49	73	0	126
11	Holy Family School	354	2	10	40	59	0	111
12	Holy Family School	345	0	3	54	102	0	159
13	Bready School	349	1	9	57	111	0	178
14	Bready School	356	3	14	44	81	0	142
15	Bready School	310	0	6	39	90	0	135
16	St. Paul's Anglican Church	380	0	6	43	48	0	97
17	McKitrick School	293	2	10	30	41	0	83
18	Knights of Columbus Hall	329	1	9	38	58	0	106
19	Knights of Columbus Hall	266	0	17	12	14	0	43
20	St. Mary's School	275	1	10	24	35	0	70
21	St. Mary's School	286	3	8	23	41	0	75
22	St. Mary's School	377	0	9	36	103	0	148
23	St. Mary's School	328	1	16	42	41	0	100
24	Knights of Columbus Hall	301	3	13	32	48	0	96
25	McKitrick School	227	1	8	20	35	0	64
26	St. Paul's Anglican Church	262	0	3	39	67	0	109
27	Valley View Towers	317	3	8	47	75	0	133
28	McKitrick School	298	0	5	25	49	0	79
29	Knights of Columbus Hall	312	2	17	36	42	1	97
30	Knights of Columbus Hall	286	2	8	19	35	0	64
31	Don Ross Centre	343	3	7	30	82	0	122
32	Alex Dillabough Centre	324	0	0	37	107	0	144
33	Alex Dillabough Centre	282	0	2	17	88	2	107
34	Alex Dillabough Centre	268	0	2	19	64	0	85
35	Alex Dillabough Centre	319	2	4	37	99	0	142
36	Alex Dillabough Centre	225	1	8	22	49	0	80

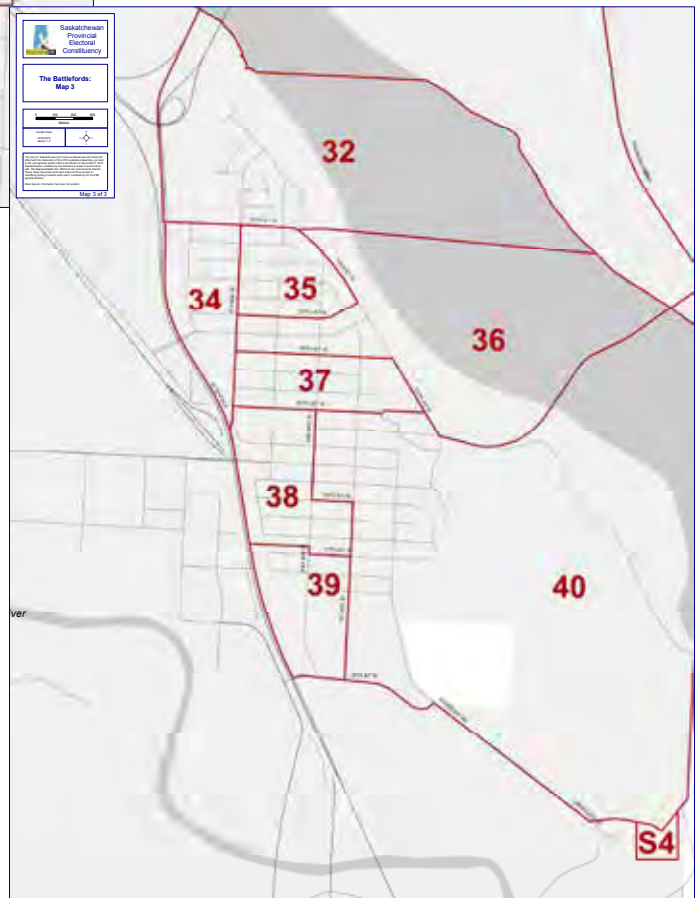
Continued on next page



THE BATTLEFORDS (CONTINUED)



The Battlefords - Map 2



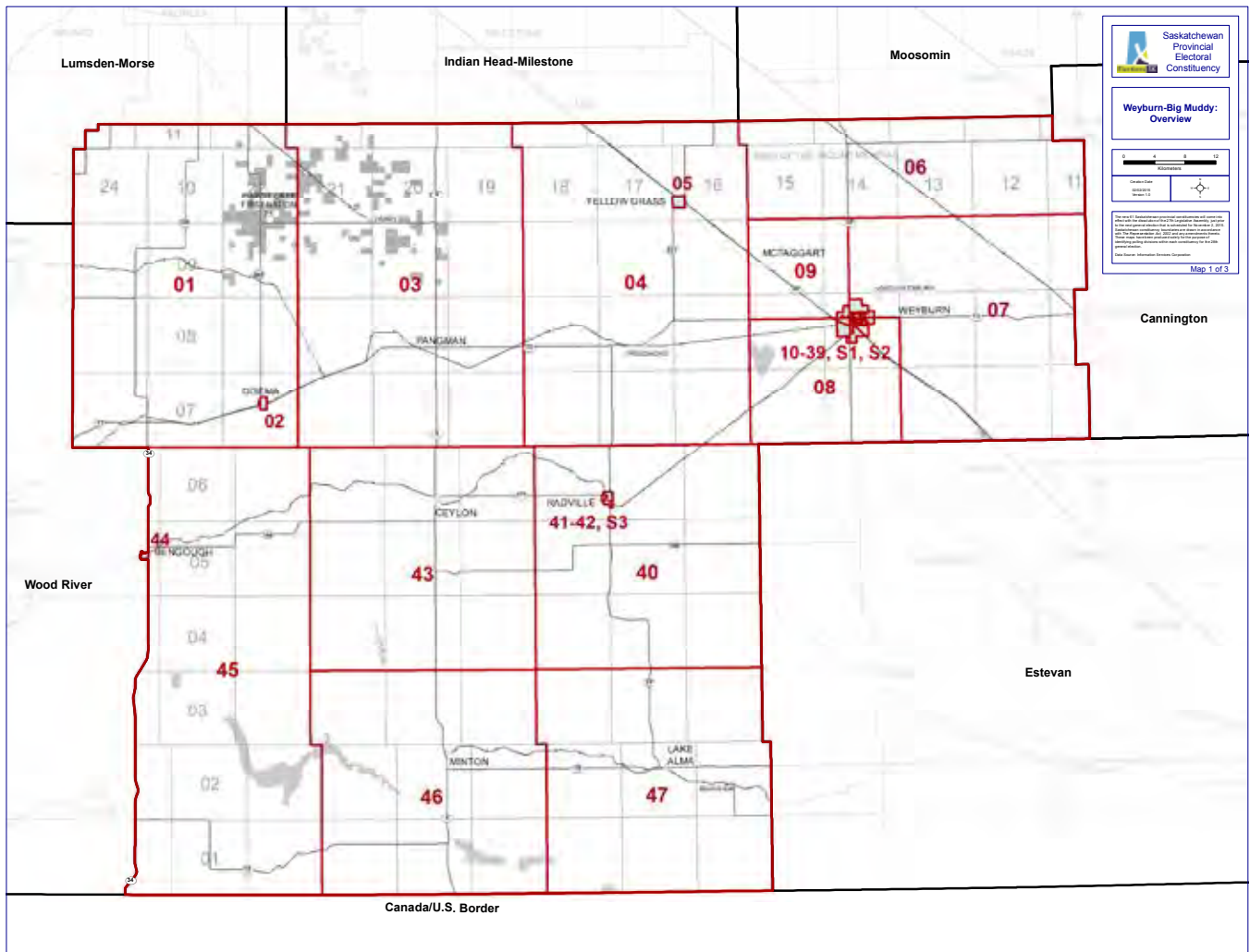
The Battlefords - Map 3

THE BATTLEFORDS - Polling Location			Votes Cast For				Ballots	
Poll	Poll Name	Registered Voters	Josh Hunt	Dexter Gopher	Rob Feist	Herb Cox	Rejected Ballots	Votes For Cands
			GP	LIB	NDP	SP		
37	Alex Dillabough Centre	280	1	4	27	56	0	88
38	St. Vital Roman Catholic Church	356	2	5	51	67	0	125
39	St. Vital Roman Catholic Church	384	1	7	35	117	0	160
40A/40B	St. Vital Roman Catholic Church	554	1	6	74	148	1	229
AP	Alex Dillabough Centre	-	1	20	195	447	0	663
AP	AP 1 - North Battleford Library	-	5	35	213	354	0	607
AP	AP 2 - North Battleford Library	-	6	40	297	454	0	797
	Absentee	-	0	3	18	45	5	66
	Hospital/Remand	-	1	1	7	5	1	14
MP1	Davidson Manor, Hardwood Manor, Saskatchewan Hospital	247	6	13	27	45	0	91
MP2	Caleb Village, River Heights Lodge	209	3	9	53	65	1	130
MP3	Battlefords District Care Centre	76	6	5	13	15	2	39
MP4	Deer Valley Personal Ch, Ester's Place, Villa Pascal	57	0	4	12	10	0	26
	Homebound Poll The Battlefords	-	0	1	7	7	0	15
	<b>Totals</b>	<b>13352</b>	<b>83</b>	<b>438</b>	<b>2260</b>	<b>4296</b>	<b>14</b>	<b>7077</b>

	Candidate Elected - Herb Cox							
	Plurality	2036						
	% of Registered Voters Who Voted	53.11%						
	% By Party		1.17%	6.19%	31.93%	60.70%		



# VOTE SUMMARY BY CONSTITUENCY POLLING DIVISION: WEYBURN-BIG MUDDY

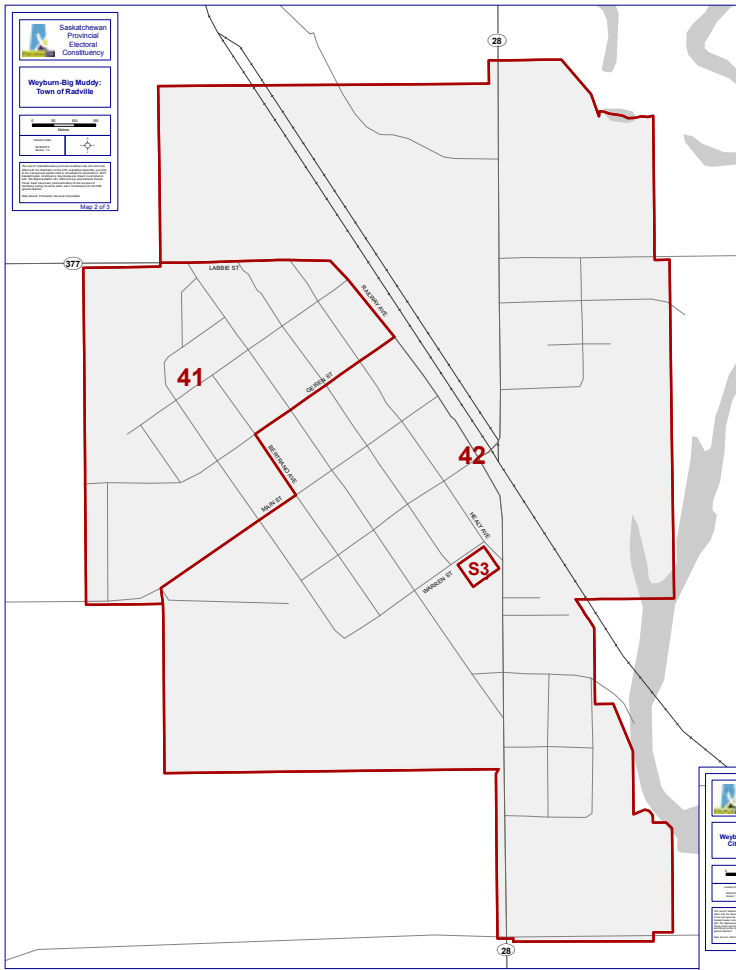


WEYBURN-BIG MUDDY - Polling Location			Votes Cast For					Ballots	
Poll	Poll Name	Registered Voters	Barry Dickie	Dylan Hart	Karen Wormsbecker	Glenn Pohl	Dustin Duncan	Rejected Ballots	Votes For Cands
			GP	LIB	NDP	PC	SP		
1	Kayville Cooperative Community Hospitality Center	237	4	2	12	7	93	0	118
2	Ogema Dew Drop In Center	219	3	0	38	5	95	0	141
3	Pangman Community Center	349	8	8	58	6	167	0	247
4	Trossachs Community Hall	289	6	1	14	5	141	0	167
5	Yellow Grass Golden Harvest Club	322	5	1	22	6	144	0	178
6	Old RM of Wellington Office	151	1	0	3	0	89	0	93
7	Assiniboia Park School	393	1	0	32	5	179	0	217
8	McKenna Hall	221	4	1	17	2	94	0	118
9	McKenna Hall	223	1	1	17	2	99	0	120
10	Cugnet Centre	356	0	3	20	0	116	0	139
11	Assiniboia Park School	335	1	4	22	2	115	0	144
12	Weyburn Junior High	308	2	2	18	3	104	1	129
13	Assiniboia Park School	209	0	0	14	1	75	0	90
14	Assiniboia Park School	252	4	0	17	5	101	0	127
15	Weyburn Junior High	202	1	0	20	3	78	0	102
16	Weyburn Junior High	224	0	2	3	1	106	0	112
17	Weyburn Junior High	225	0	2	17	0	68	0	87
18	St. Michael's School	293	1	0	19	0	118	0	138
19	Weyburn Junior High	203	0	2	19	0	73	0	94
20	Weyburn Junior High	311	6	3	31	1	105	0	146
21	McKenna Hall	357	4	1	27	3	107	1	142
22	McKenna Hall	384	1	1	38	2	119	0	161
23	McKenna Hall	260	4	1	28	1	83	0	117
24	Cugnet Centre	256	9	4	18	0	55	1	86
25	Cugnet Centre	320	0	4	20	1	81	1	106
26	Cugnet Centre	287	2	4	27	1	61	0	95
27	Haig School	349	5	2	19	2	99	0	127
28	Haig School	243	0	1	25	0	96	0	122
29	St. Michael's School	246	1	4	9	1	100	0	115
30	Haig School	234	0	2	15	3	103	1	123
31	St. Michael's School	258	3	0	18	3	83	0	107
32	Haig School	315	1	2	25	3	107	0	138
33	St. Michael's School	185	1	0	13	1	80	0	95
34	McKenna Hall	197	2	0	20	2	55	0	79
35	McKenna Hall	121	0	0	9	1	27	0	37
36	Souris School	273	4	1	27	1	87	0	120

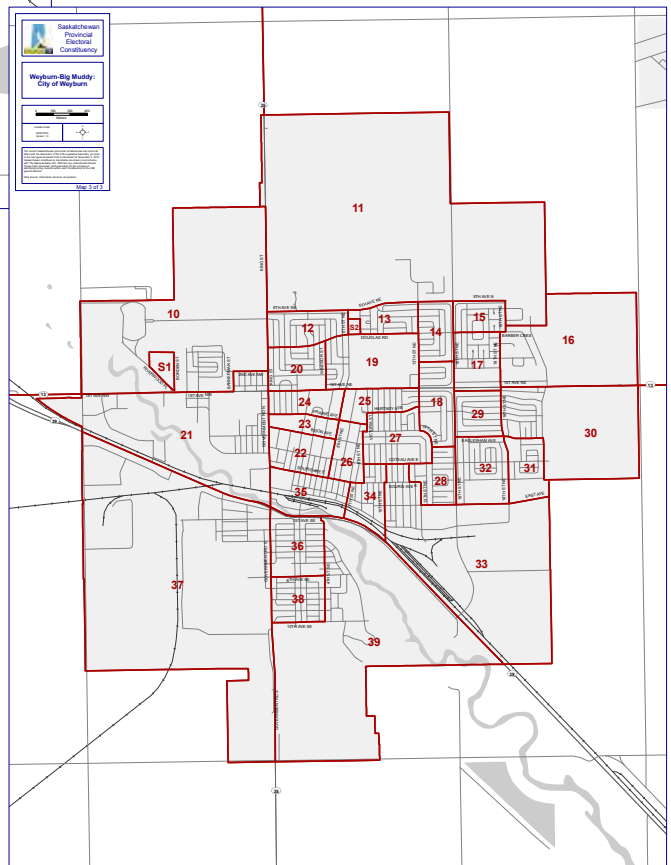
Continued on next page



WEYBURN-BIG MUDDY (CONTINUED)



Town of Radville



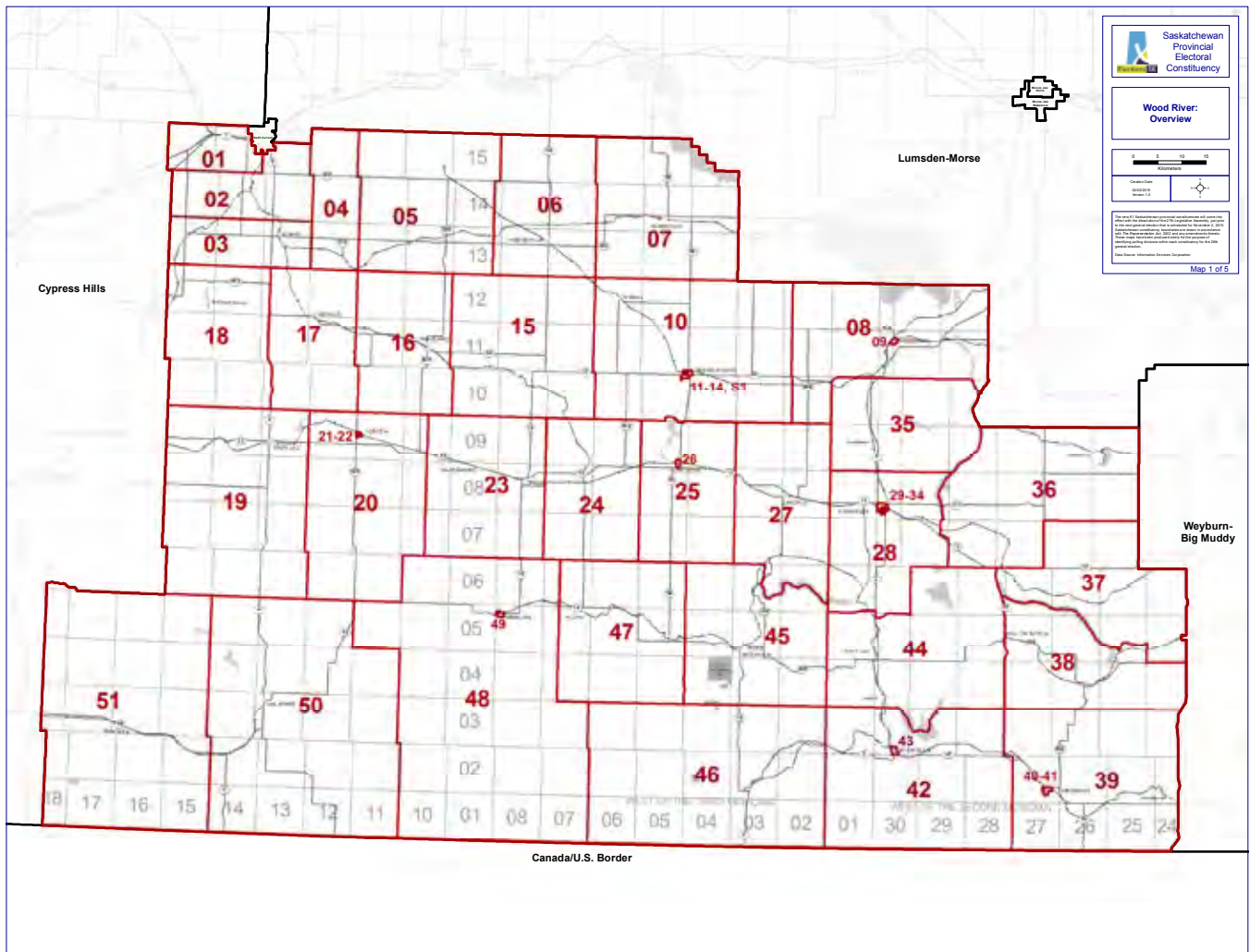
City of Weyburn

WEYBURN-BIG MUDDY - Polling Location			Votes Cast For					Ballots	
Poll	Poll Name	Registered Voters	Barry Dickie	Dylan Hart	Karen Wormsbecker	Glenn Pohl	Dustin Duncan	Rejected Ballots	Votes For Cands
			GP	LIB	NDP	PC	SP		
37	Souris School	163	2	0	20	2	50	0	74
38	Souris School	298	3	3	21	1	97	0	125
39	Souris School	97	2	0	8	1	28	0	39
40	Radville Rink	209	3	3	1	4	117	1	128
41	Radville Rink	266	2	3	12	2	117	1	136
42	Radville Rink	269	1	2	18	1	105	0	127
43	The Gap Ever Ready Club	240	9	1	19	1	139	0	169
44	Bengough School	259	3	1	5	3	83	0	95
45	Bengough School	187	0	1	3	2	101	0	107
46	Minton Community Hall	167	3	4	9	0	98	0	114
47	Lake Alma Community Hall	188	7	2	7	1	141	0	158
AP	Bengough School	-	5	1	9	1	124	0	140
AP	AP 1 - Returning Office (St. Dominic School)	-	11	18	158	14	646	3	847
AP	Radville Rink	-	0	2	18	0	124	0	144
AP	AP 2 - Returning Office (St. Dominic School)	-	10	10	144	6	544	1	714
	Absentee	-	1	1	8	5	62	1	77
	Hospital/Remand	-	1	0	2	0	8	3	11
MP1	Hill Top Manor, Parkway Lodge	58	4	2	6	0	21	0	33
MP2	Crocus Plains Villa Inc, Eden Homes	30	0	1	1	1	7	0	10
MP3	Bengough Health Centre, Deep South Personal Care Corp.	39	2	2	5	3	8	0	20
MP4	Radville Marian Health Centre	24	0	0	0	1	7	0	8
	Homebound Poll Weyburn-Big Muddy	-	0	0	10	0	7	1	17
PCF1	Tatagwa View	112	0	2	13	2	20	0	37
PCF2	Weyburn Special Care Home	84	1	4	12	1	20	1	38
	<b>Totals</b>	<b>12297</b>	<b>155</b>	<b>122</b>	<b>1260</b>	<b>131</b>	<b>6177</b>	<b>17</b>	<b>7845</b>

	Candidate Elected - Dustin Duncan								
	Plurality	4917							
	% of Registered Voters Who Voted	63.93%							
	% By Party		1.98%	1.56%	16.06%	1.67%	78.74%		



# VOTE SUMMARY BY CONSTITUENCY POLLING DIVISION: WOOD RIVER



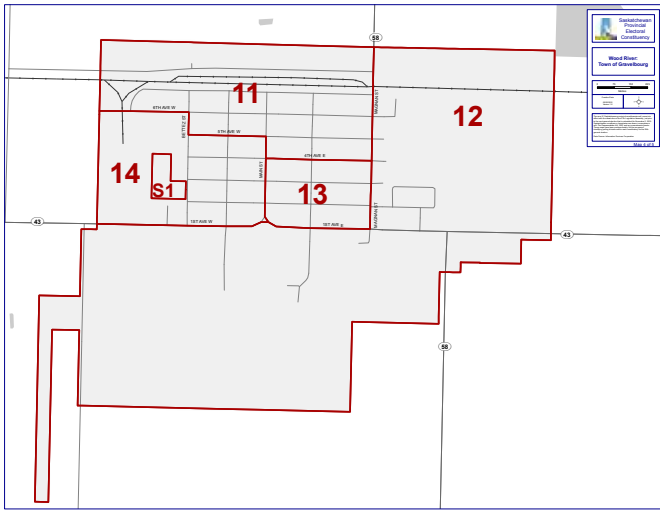


WOOD RIVER - Polling Location			Votes Cast For					Ballots	
Poll	Poll Name	Registered Voters	Judy Mergel	Edward Ives	Brenda Shenher	Brian Archer	David Marit	Rejected Ballots	Votes For Cands
			GP	LIB	NDP	PC	SP		
1	Wymark Skating Rink	231	2	1	12	2	87	0	104
2	Wymark Skating Rink	314	1	3	12	6	123	0	145
3	Wymark Skating Rink	314	4	2	9	5	123	0	143
4	Falkland School	220	4	2	9	2	110	0	127
5	Falkland School	191	4	3	19	3	75	0	104
6	Hodgeville Community Centre	279	3	5	24	7	108	0	147
7	Shamrock Community Hall	176	1	3	15	14	91	0	124
8	50 Plus Club Inc.	173	0	5	8	18	72	0	103
9	50 Plus Club Inc.	244	2	4	17	46	102	1	171
10	Gravelbourg Parish Hall	312	5	5	18	20	120	0	168
11	Gravelbourg Parish Hall	203	3	4	19	8	46	0	80
12	Gravelbourg Parish Hall	144	3	4	12	7	49	0	75
13	Gravelbourg Parish Hall	173	3	4	13	4	48	0	72
14	Gravelbourg Parish Hall	155	3	4	29	4	33	1	73
15	Glenbain Lion's Hall	163	0	0	7	1	83	0	91
16	Vanguard Health Centre	345	4	1	13	17	184	0	219
17	Drop-In Centre	239	3	0	10	4	92	1	109
18	Drop-In Centre	168	3	2	7	3	75	0	90
19	Cadillac Community Hall	298	4	2	15	10	131	0	162
20	Centre Culturel Royer	263	3	2	5	8	78	0	96
21	Centre Culturel Royer	145	0	2	8	1	45	1	56
22	Centre Culturel Royer	180	3	6	18	5	82	1	114
23	Kincaid Club 50	208	2	3	13	6	116	0	140
24	Meyronne Recreational Centre	132	2	0	11	3	55	1	71
25	Lafleche Club 50	231	3	2	14	5	113	1	137
26	Lafleche Club 50	300	6	9	20	22	117	0	174
27	Limerick 49ers Club	246	11	1	25	4	122	0	163
28	Prince of Wales Culture and Recreation Centre	221	2	3	8	12	84	0	109
29	Prince of Wales Culture and Recreation Centre	362	1	3	7	4	117	0	132
30	Prince of Wales Culture and Recreation Centre	199	2	0	11	7	84	0	104
31	Prince of Wales Culture and Recreation Centre	245	1	3	30	6	70	0	110
32	Prince of Wales Culture and Recreation Centre	290	3	3	15	15	78	0	114
33	Kinsmen Hall	247	0	0	36	8	67	3	111
34	Kinsmen Hall	289	0	1	20	6	130	0	157
35	Prince of Wales Culture and Recreation Centre	144	1	0	11	3	55	0	70
36	Recreation Center Crane Valley District	175	2	1	4	5	76	0	88

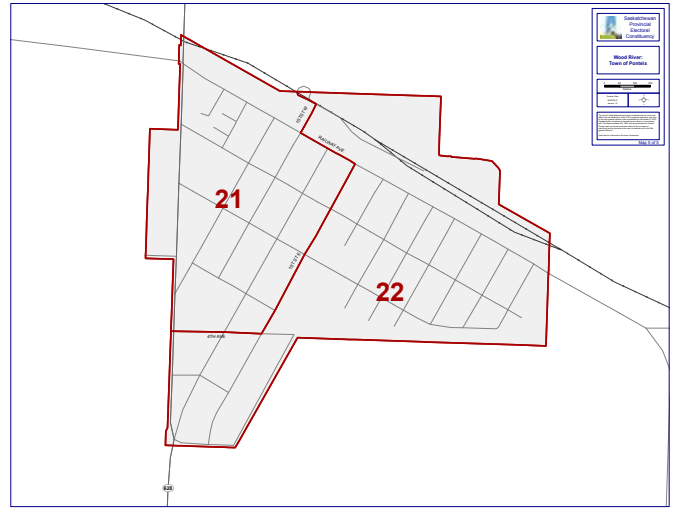
Continued on next page



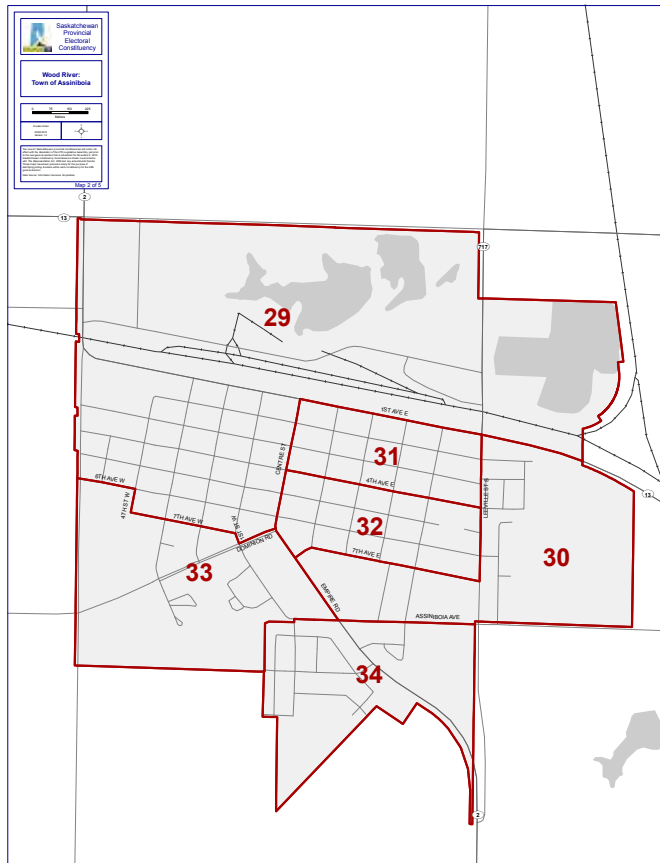
WOOD RIVER (CONTINUED)



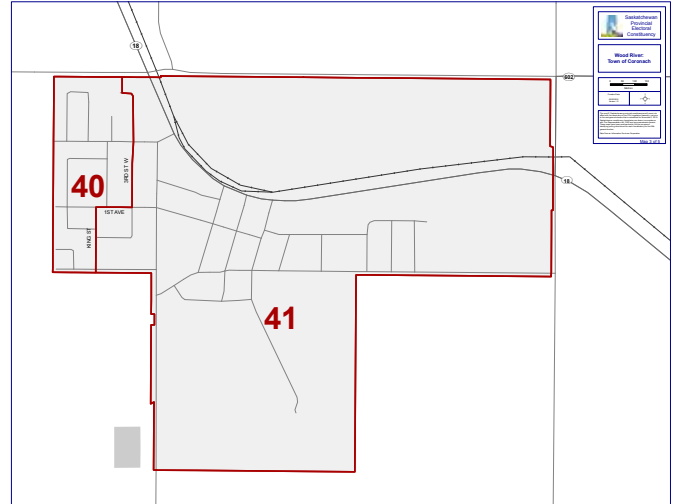
Town of Gravelbourg



Town of Ponteix



Town of Assiniboia



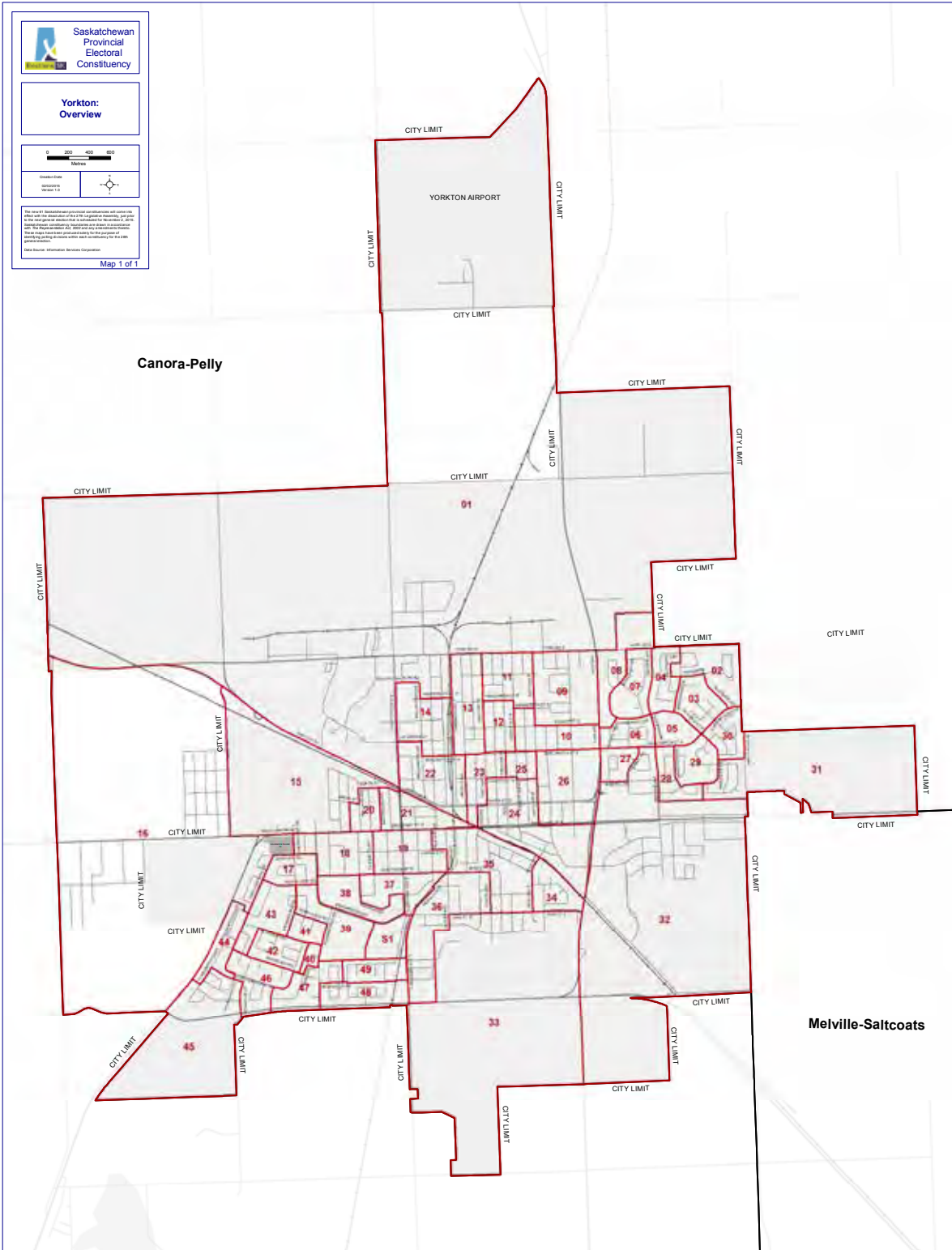
Town of Coronach

WOOD RIVER - Polling Location			Votes Cast For					Ballots	
Poll	Poll Name	Registered Voters	Judy Mergel GP	Edward Ives LIB	Brenda Shenher NDP	Brian Archer PC	David Marit SP	Rejected Ballots	Votes For Cands
37	RM of Excel #71	209	0	0	7	5	101	0	113
38	Hills of Home Senior Club	362	3	4	42	11	179	0	239
39	Coronach Drop Inn Centre	217	1	2	4	5	109	0	121
40	Coronach Drop Inn Centre	234	1	1	28	12	67	0	109
41	Coronach Drop Inn Centre	240	3	4	13	10	87	0	117
42	New Horizon Drop-In Centre	204	8	0	16	4	89	1	117
43	New Horizon Drop-In Centre	287	7	4	27	7	136	1	181
44	Hills of Home Senior Club	197	4	1	7	8	81	0	101
45	RM of Old Post #43	191	2	4	24	5	90	0	125
46	Killdeer Community Hall	131	2	0	3	3	83	0	91
47	Senior's Come & Go Club	230	8	4	17	12	137	0	178
48	Mankota Agricultural Hall	231	1	2	7	5	140	1	155
49	Mankota Agricultural Hall	167	4	3	8	9	83	0	107
50	Val Marie Community Hall	251	4	5	15	13	74	0	111
51	Bracken Community Coffee Shop	189	2	0	5	2	92	0	101
AP	Prince of Wales Culture and Recreation Centre	-	19	6	81	50	487	1	643
AP	Gravelbourg Parish Hall	-	8	14	53	19	180	0	274
AP	Centre Culturel Royer	-	7	7	7	5	109	0	135
AP	Val Marie Community Hall	-	2	3	0	4	26	0	35
AP	Wymark Skating Rink	-	9	4	29	8	245	0	295
AP	Coronach Drop Inn Centre	-	3	7	29	17	119	0	175
	Absentee	-	1	0	6	6	72	0	85
	Hospital/Remand	-	0	0	4	3	14	2	21
MP1	Assiniboia Union Hospital Integrated Facility, Prairie Villa Inc, Ross Payant Centennial Nursing Home	113	2	11	15	9	26	0	63
MP2	East Side Court, West Side Court	51	1	5	6	2	26	0	40
MP3	Lafleche & District Health Center, Prairie View Health Center	29	2	1	2	2	9	1	16
MP4	Foyer St. Joseph's Nursing Home, Foyer D'Youville Nursing Home	76	1	6	6	6	13	0	32
MP5	Coronach Health Center, Grasslands Health Centre	27	1	0	4	0	7	0	12
	Homebound Poll Wood River	-	0	0	2	1	3	0	6
	<b>Totals</b>	<b>11855</b>	<b>200</b>	<b>191</b>	<b>991</b>	<b>544</b>	<b>6125</b>	<b>17</b>	<b>8051</b>

	Candidate Elected - David Marit								
	Plurality	5134							
	% of Registered Voters Who Voted	68.06%							
	% By Party		2.48%	2.37%	12.31%	6.76%	76.08%		



# VOTE SUMMARY BY CONSTITUENCY POLLING DIVISION: YORKTON

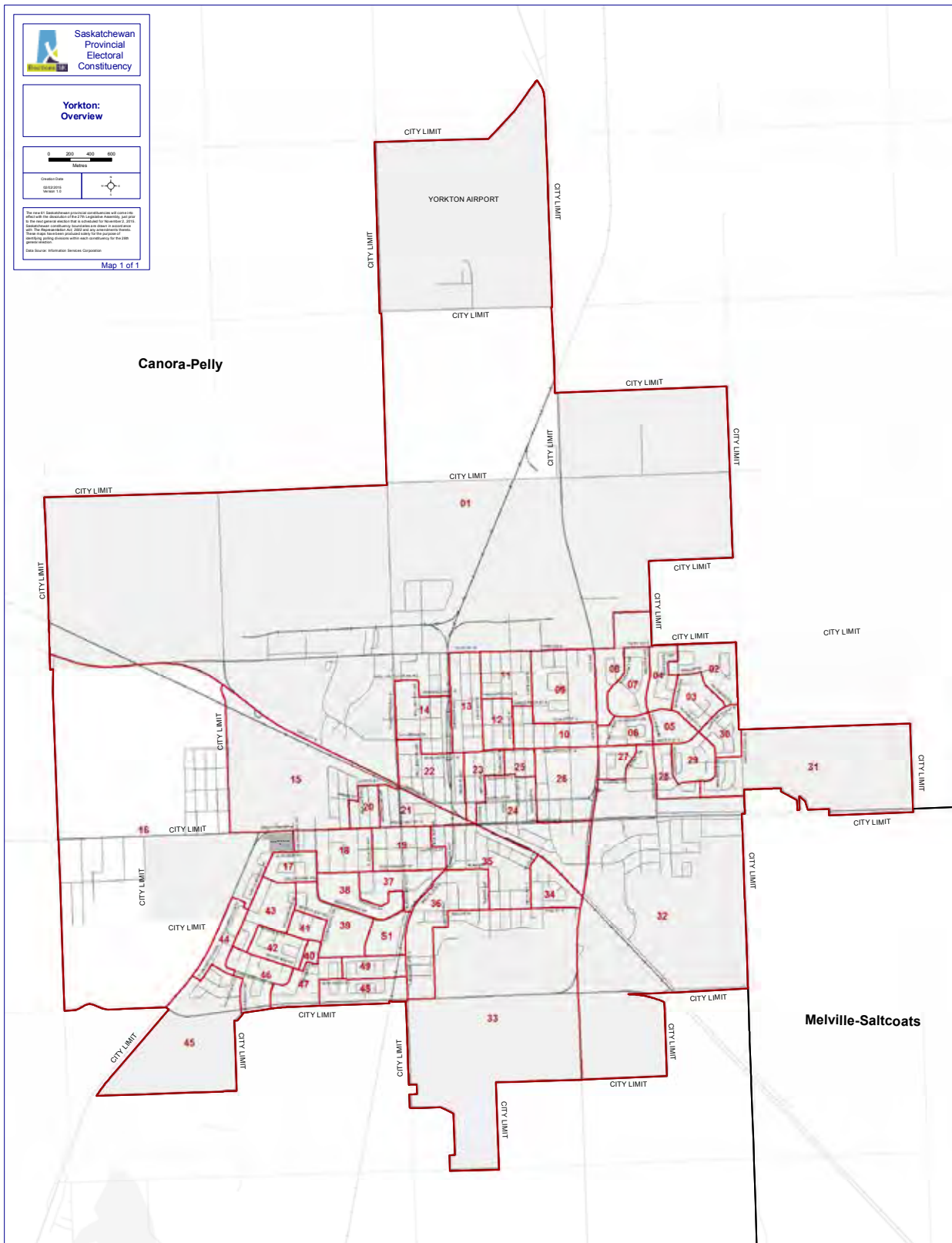


YORKTON - Polling Location			Votes Cast For				Ballots	
Poll	Poll Name	Registered Voters	Chad Gregoire	Aaron Sinclair	Greg Olson	Greg Ottenbreit	Rejected Ballots	Votes For Cands
			GP	LIB	NDP	SP		
1	St. Mary's Parish Ukrainian Catholic Cultural Centre	257	1	2	16	63	0	82
2	2/5 Gloria Hayden Community Centre	222	0	6	9	77	0	92
3	Gloria Hayden Community Centre	276	0	2	17	118	0	137
4	Gloria Hayden Community Centre	199	1	1	20	82	0	104
5	<i>Combined With Poll 2</i>	-	-	-	-	-	-	-
6	Heritage Baptist Church	217	1	4	11	84	0	100
7	Gloria Hayden Community Centre	241	1	0	21	93	1	115
8	Gloria Hayden Community Centre	241	1	2	33	54	1	90
9	St. Alphonsus School	250	1	3	26	58	1	88
10	St. Gerard's Hall	286	3	1	22	59	0	85
11	St. Alphonsus School	233	2	4	15	56	0	77
12	St. Alphonsus School	245	2	3	11	35	0	51
13	St. Mary's Parish Ukrainian Catholic Cultural Centre	296	2	3	15	74	0	94
14	St. Mary's Parish Ukrainian Catholic Cultural Centre	250	2	2	5	56	0	65
15	Gallagher Centre Nexera Flexi-Hall	254	5	0	22	48	0	75
16	Gallagher Centre Nexera Flexi-Hall	364	4	1	26	108	0	139
17	Gallagher Centre Nexera Flexi-Hall	262	1	9	31	62	0	103
18	Gallagher Centre Nexera Flexi-Hall	291	4	0	39	64	0	107
19	Prairie Harvest Christian Life Centre	295	6	4	28	70	0	108
20	Gallagher Centre Nexera Flexi-Hall	209	0	2	13	32	2	47
21	St. Mary's Parish Ukrainian Catholic Cultural Centre	266	4	5	21	50	0	80
22	St. Mary's Parish Ukrainian Catholic Cultural Centre	258	1	2	18	60	0	81
23	St. Gerard's Hall	273	1	2	32	34	0	69
24	St. Gerard's Hall	221	3	1	12	67	0	83
25	St. Gerard's Hall	254	2	6	24	65	1	97
26	St. Gerard's Hall	105	2	0	18	23	0	43
27	The Bentley	275	2	7	35	106	0	150
28	Heritage Baptist Church	218	1	0	15	83	0	99
29	Heritage Baptist Church	296	2	1	31	112	0	146
30	Heritage Baptist Church	262	0	0	15	104	1	119
31	Heritage Baptist Church	224	2	1	28	79	0	110
32	Heritage Baptist Church	295	3	5	18	57	0	83
33	Yorkdale Central School	313	0	3	31	105	0	139

Continued on next page



YORKTON (CONTINUED)



YORKTON - Polling Location			Votes Cast For				Ballots	
Poll	Poll Name	Registered Voters	Chad Gregoire GP	Aaron Sinclair LIB	Greg Olson NDP	Greg Ottenbreit SP	Rejected Ballots	Votes For Cands
34	Yorkdale Central School	278	1	4	35	41	0	81
35	Prairie Harvest Christian Life Centre	290	4	3	22	46	0	75
36	Yorkdale Central School	317	2	4	30	61	0	97
37	Prairie Harvest Christian Life Centre	203	0	3	28	68	0	99
38	Prairie Harvest Christian Life Centre	230	0	4	12	35	1	51
39	Ukrainian Orthodox Auditorium	175	2	2	13	43	0	60
40	Ukrainian Orthodox Auditorium	131	0	3	9	24	0	36
41	Ukrainian Orthodox Auditorium	194	3	3	18	43	0	67
42	St. Paul's School	295	0	1	20	88	0	109
43	St. Paul's School	227	0	2	34	73	0	109
44	Gallagher Centre Nexera Flexi-Hall	235	1	4	27	66	0	98
45	Yorkdale Central School	267	6	2	20	89	0	117
46	St. Paul's School	270	2	3	24	90	0	119
47	Ukrainian Orthodox Auditorium	273	2	2	17	89	0	110
48	Yorkdale Central School	257	1	0	23	97	0	121
49	Yorkdale Central School	233	2	5	21	69	0	97
AP	AP 1 - Parkland College Location	-	12	16	130	470	2	628
AP	AP 2 - Parkland College Location	-	8	15	111	329	1	463
AP	AP 3 - Parkland College Location	-	7	12	115	362	0	496
	Absentee	-	1	2	11	45	3	59
	Hospital/Remand	-	0	0	6	12	4	18
MP1	Yorkton & District Nursing Home	217	3	8	13	52	0	76
MP2	Gladstone Seniors Residence	51	1	0	9	29	0	39
MP3	Aspen Bluffs Villa, Clements Court	26	0	3	1	18	1	22
	Homebound Poll Yorkton	-	0	1	5	8	0	14
	<b>Totals</b>	<b>12317</b>	<b>118</b>	<b>184</b>	<b>1432</b>	<b>4585</b>	<b>19</b>	<b>6319</b>

	Candidate Elected - Greg Ottenbreit							
	Plurality	3153						
	% of Registered Voters Who Voted	51.46%						
	% By Party		1.87%	2.91%	22.66%	72.56%		





# 2016 General Election Results

Final Count Results

as of April 16

Preliminary Results

as of April 4

### Important Links

- [About these results](#)
- [Understanding Voter turnout](#)

**434,244** | 57.83% of Registered Voters  
Votes



815,000  
Est. Eligible Voters  
750,893  
Registered Voters

**3,554** | 100%  
Ballot Boxes Reporting



3,554  
Ballot Boxes  
61  
Constituencies

### Select Parties to Display

Votes 7,967 1.83%	Total Leading <b>0</b>	Votes 131,137 30.2%	Total Leading <b>10</b>	Votes 5,571 1.28%	Total Leading <b>0</b>	Votes 15,568 3.59%	Total Leading <b>0</b>
				Independent Candidates		Rejected Ballots	
Votes 270,776 62.36%	Total Leading <b>51</b>	Votes 318 0.07%	Total Leading <b>0</b>	Votes 1,693 0.39%	Total Leading <b>0</b>	Votes 1,214 0.28%	

Download Constituency Results in CSV

Constituency	Ballot Boxes Reporting	GP	NDP	PC	LIB	SP	WIP	IND	Rejected Ballots
--------------	------------------------	----	-----	----	-----	----	-----	-----	------------------

### SELECTED CONSTITUENCIES

Select a constituency number to lock it to the top.

### ALL CONSTITUENCIES

	Constituency	Ballot Boxes Reporting	GP	NDP	PC	LIB	SP	WIP	IND	Rejected Ballots
1	ARM RIVER	66 of 66	241	1457	338	207	6187	0		12
2	ATHABASCA	42 of 42	53	1756	0	262	644	0		11
3	BATOCHÉ	56 of 56	103	2114	0	216	4471	0		30
4	BIGGAR-SASK VALLEY	63 of 63	162	1453	0	194	5972	0		10
5	CANNINGTON	63 of 63	133	674	245	133	6444	0		12
6	CANORA-PELLY	57 of 57	102	1323	414	192	4318	51		17
7	CARROT RIVER VALLEY	61 of 61	115	1369	0	131	5104	0		56
8	CUMBERLAND	56 of 56	79	3375	0	352	1610	0		24
9	CUT KNIFE-TURTLEFORD	61 of 61	90	958	154	255	5765	0		33
10	CYPRESS HILLS	65 of 65	133	875	382	99	5774	0		7
11	ESTEVAN	55 of 55	89	635	618	118	5454	0	91	16
12	HUMBOLDT-WATROUS	52 of 52	187	1588	0	212	5818	0		18
13	INDIAN HEAD-MILESTONE	62 of 62	143	1848	225	264	5118	0		16
14	KELVINGTON-WADENA	70 of 70	108	1354	390	132	5133	218		24
15	KINDERSLEY	57 of 57	0	522	323	171	4802	0	1249	32
16	LAST MOUNTAIN-TROCHIMWOOD	58 of 58	101	1570	100	210	4871	0		10



## CHAPTER TEN

# COMPARATIVE VOTE SUMMARY BY REGISTERED POLITICAL PARTY

2016				
Political Party	Votes Cast for Candidates	% of Votes Cast for Candidates	Candidates Nominated	Candidates Elected
Green Party	7,967	1.84	58	—
Liberal Party	15,568	3.60	61	—
New Democratic Party	131,137	30.28	61	10
Progressive Conservative Party	5,571	1.29	18	—
Saskatchewan Party	270,776	62.53	61	51
Western Independence Party of Sask.	318	0.07	4	—
Independent	1,693	0.39	5	—
<b>Total</b>	<b>433,030</b>	<b>100.00</b>	<b>268</b>	<b>61</b>

2011				
Political Party	Votes Cast for Candidates	% of Votes Cast for Candidates	Candidates Nominated	Candidates Elected
Green Party	11,561	2.87	58	—
Liberal Party	2,237	0.56	9	—
New Democratic Party	128,673	31.97	58	9
Progressive Conservative Party	1,315	0.33	5	—
Saskatchewan Party	258,598	64.25	58	49
Western Independence Party of Sask.	58	0.01	2	—
Independent	44	0.01	1	—
<b>Total</b>	<b>402,486</b>	<b>100</b>	<b>191</b>	<b>58</b>

*Continued on next page*



COMPARATIVE VOTE SUMMARY BY REGISTERED POLITICAL PARTY (CONTINUED)

2007				
Political Party	Votes Cast for Candidates	% of Votes Cast for Candidates	Candidates Nominated	Candidates Elected
Green Party	9,128	2.01	48	—
Liberal Party	42,585	9.4	58	—
New Democratic Party	168,704	37.24	58	20
Progressive Conservative Party	832	0.18	5	—
Saskatchewan Party	230,671	50.92	57	38
Saskatchewan Marijuana Party	517	0.11	5	—
Western Independence Party of Sask.	572	0.13	8	—
<b>Total</b>	<b>453,009</b>	<b>100</b>	<b>239</b>	<b>58</b>

2003				
Political Party	Votes Cast for Candidates	% of Votes Cast for Candidates	Candidates Nominated	Candidates Elected
Green Party	—	—	—	—
Liberal Party	60,601	14.18	58	—
New Democratic Party	190,923	44.68	58	30
New Green Alliance Party	2,323	0.54	27	—
Progressive Conservative Party	681	0.16	11	—
Saskatchewan Party	168,144	39.35	58	28
Western Independence Party	2,615	0.61	17	—
Independent	1,997	0.47	5	—
<b>Total</b>	<b>427,284</b>	<b>100</b>	<b>234</b>	<b>58</b>

1999				
Political Party	Votes Cast for Candidates	% of Votes Cast for Candidates	Candidates Nominated	Candidates Elected
Liberal Party	81,694	20.15	58	4
New Democratic Party	157,046	38.73	58	29
New Green Alliance Party	4,101	1.01	16	—
Progressive Conservative Party	1,609	0.4	14	—
Saskatchewan Party	160,603	39.61	58	25
Independent	422	0.1	2	—
<b>Total</b>	<b>405,475</b>	<b>100</b>	<b>206</b>	<b>58</b>

1995				
Political Party	Votes Cast for Candidates	% of Votes Cast for Candidates	Candidates Nominated	Candidates Elected
Liberal Party	141,873	34.7	58	11
New Democratic Party	193,053	47.21	58	42
Progressive Conservative Party	73,269	17.92	58	5
Independent	712	0.17	4	—
<b>Total</b>	<b>408,907</b>	<b>100</b>	<b>178</b>	<b>58</b>

1991				
Political Party	Votes Cast for Candidates	% of Votes Cast for Candidates	Candidates Nominated	Candidates Elected
Liberal Party	125,814	23.29	66	1
New Democratic Party	275,780	51.05	66	55
Progressive Conservative Party	137,994	25.54	66	10
Western Independence Party	46	0.01	1	—
Independent	592	0.11	8	—
<b>Total</b>	<b>540,226</b>	<b>100</b>	<b>207</b>	<b>66</b>

1986				
Political Party	Votes Cast for Candidates	% of Votes Cast for Candidates	Candidates Nominated	Candidates Elected
Alliance Party of Saskatchewan	237	0.04	6	—
Communist Party of Canada	73	0.01	1	—
Liberal Party	54,739	9.99	64	1
New Democratic Party	247,683	45.2	64	25
Progressive Conservative Party	244,382	44.61	64	38
Western Canada Concept Party	458	0.08	9	—
Independent	358	0.07	3	—
<b>Total</b>	<b>547,930</b>	<b>100</b>	<b>211</b>	<b>64</b>

1982				
Political Party	Votes Cast for Candidates	% of Votes Cast for Candidates	Candidates Nominated	Candidates Elected
Aboriginal People's Party	1,156	0.22	10	—
Liberal Party	24,135	4.51	64	—
New Democratic Party	201,390	37.64	64	9
Progressive Conservative Party	289,311	54.07	64	55
Western Canada Concept Party	17,487	3.26	40	—
Independent	1,607	0.3	8	—
<b>Total</b>	<b>535,085</b>	<b>100</b>	<b>250</b>	<b>64</b>

1978				
Political Party	Votes Cast for Candidates	% of Votes Cast for Candidates	Candidates Nominated	Candidates Elected
Liberal Party	65,498	13.78	61	—
New Democratic Party	228,791	48.12	61	44
Progressive Conservative Party	181,045	38.08	61	17
Western Canada Concept Party	—	—	—	—
Independent	81	0.02	2	—
<b>Total</b>	<b>475,415</b>	<b>100</b>	<b>185</b>	<b>61</b>

The tables above list "votes cast for candidates" and as such, do not take into account rejected ballots in the total or in the % of vote column.





---

# 1,700

Places to vote during the 28th Provincial  
General Election on April 4, 2016

---

## CHAPTER ELEVEN

# COMPARATIVE BALLOT SUMMARY

	2016	2011	2007	2003	1999	1995	1991	1986	1982	1978
Number of Names on Voters' Lists (including registrations taken at the time of voting)	764,264	605,615	598,234	603,645	622,500	636,227	652,233	669,716	640,216	601,142
Number of Votes Counted for Candidates	433,030	402,486	453,009	427,284	405,475	408,907	540,226	547,930	535,085	475,415
Number of Votes Counted at Advance Polls	110,716	66,392	49,572	26,174	22,282	19,674	28,698	25,881	20,298	15,615
Hospital and Remand Centres	1,093	980	1,043	980	1,152	1,131	1,980	2,198	2,036	1,850
Number of Votes Counted by Mail (section 89 <sup>1</sup> )	-	-	-	-	-	342	306	440	868	620
Number of Absentee Votes Counted (section 86)	4,420	4,000	3,001	1,109	1,069	-	-	-	-	-
Number of Homebound Votes Counted (section 89.1)	571	-	-	-	-	-	-	-	-	-
Number of Rejected Ballots	1,214	1,387	1,767	979	2,232	2,001	2,534	1,937	1,837	2,154
Number of Electors Who Voted	434,244	403,873	454,776	428,263	407,707	410,908	542,760	549,985	537,165	477,569
Percentage of Registered Electors Who Voted	94.10%	66.69%	76.02%	70.95%	65.50%	64.59%	83.22%	82.12%	83.90%	79.44%
Percentage of Eligible Electors Who Voted (estimated)	53.50%	51.10%	60.80%	58.30%	55.90%	57.40%	77.40%	76.80%	79.80%	-

<sup>1</sup> The Election Act (repealed by 1996, c.E-6.01 January 1, 1997)

12

CHAPTER TWELVE

# PROVINCIAL CONSTITUENCY BOUNDARIES

---

61

Redefined provincial constituencies  
came into effect on March 8, 2016

---

No(s): 54, 56, 57, 58, 61, 62  
elections.sk.ca



Saskatchewan  
Provincial  
Electoral  
Constituency

Provincial:  
Composite



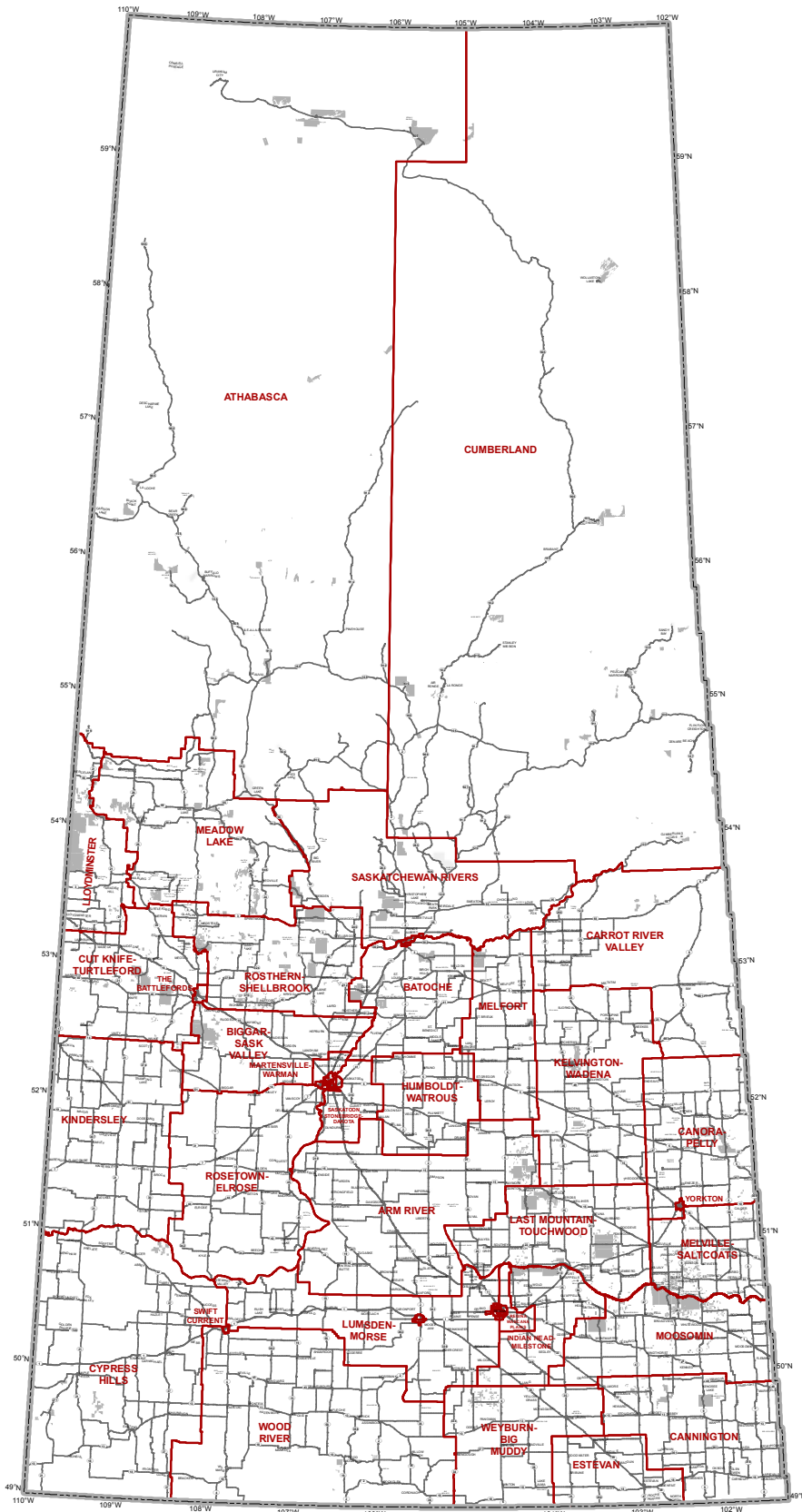
Creation Date:  
03/20/2015  
Version: 1.0



The new 61 Saskatchewan provincial constituencies will come into effect with the dissolution of the 27th Canadian general election and the first provincial election to be scheduled for November 2, 2017. Saskatchewan constituencies for the House of Commons will be based on the 2011 Census as of 2011 and will be re-evaluated in 2016. These maps have been produced solely for the purpose of identifying polling stations and are not binding for the 2016 general election.

Data Source: Information Services Corporation

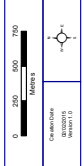
Map 1 of 1





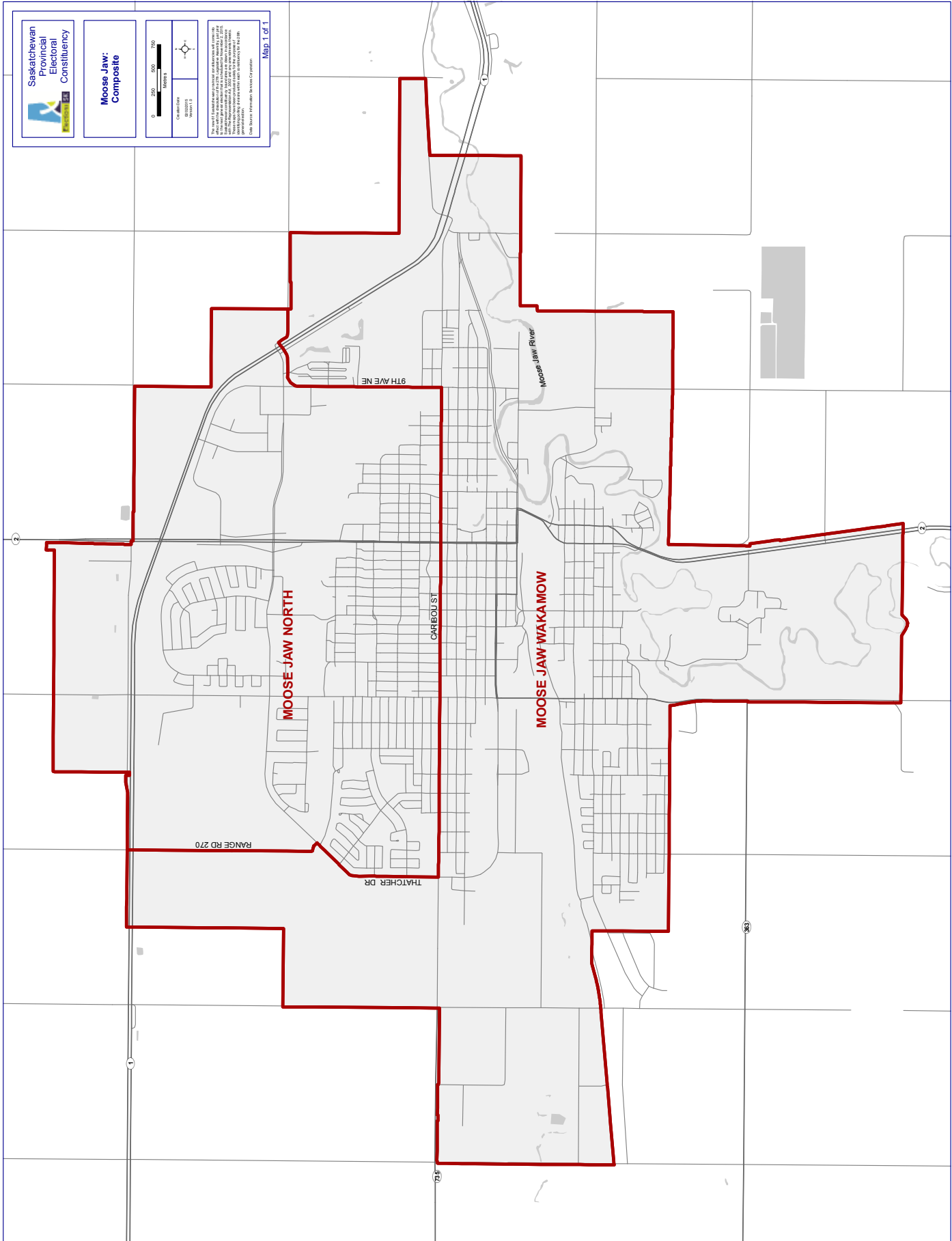
Saskatchewan  
Provincial  
Electoral  
Constituency

**Moose Jaw:  
Composite**

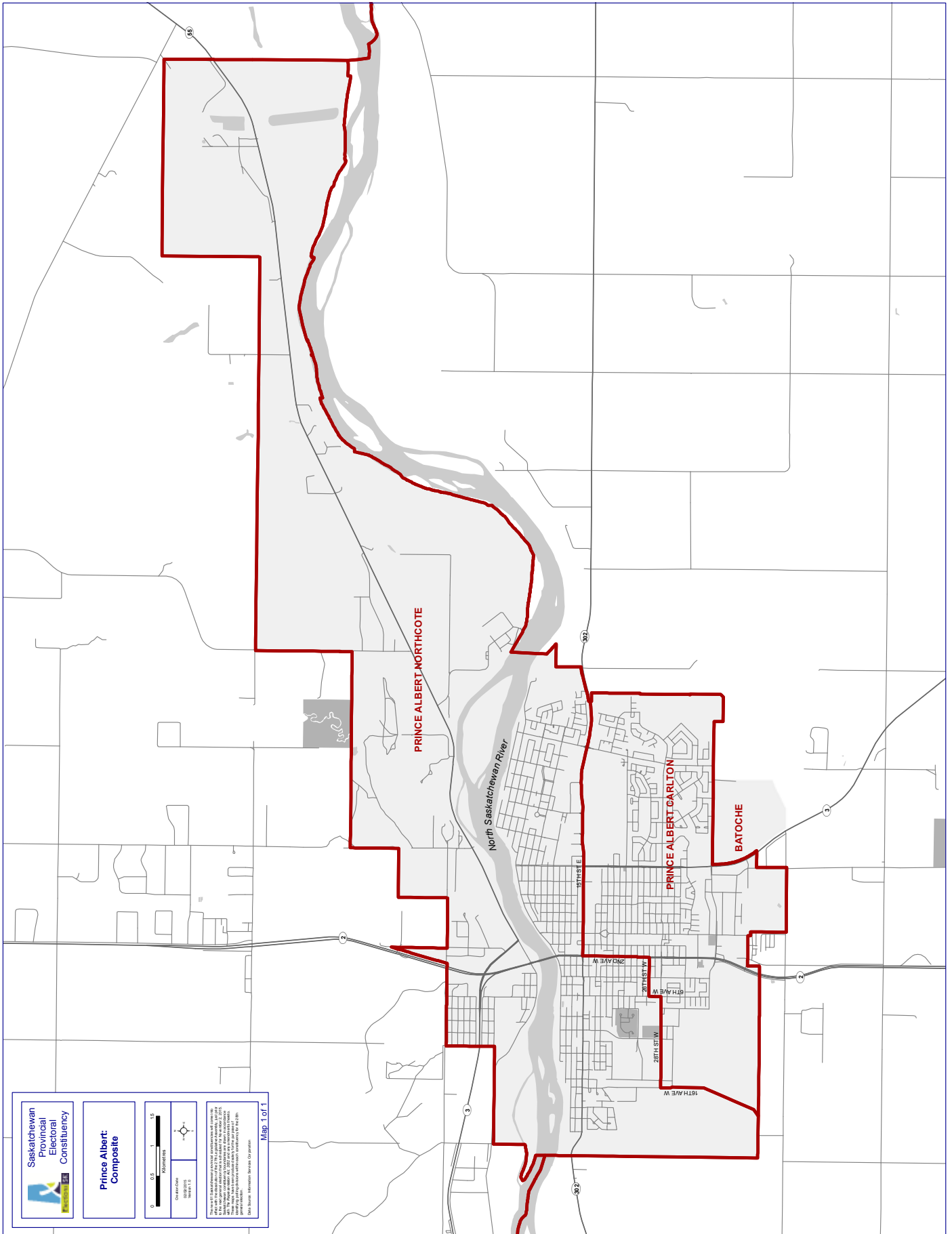


The new 53 Saskatchewan electoral constituencies are shown on this map. The boundaries of the constituencies are shown in red. The boundaries of the municipalities are shown in grey. The boundaries of the provinces are shown in blue. The boundaries of the federal electoral districts are shown in black. The boundaries of the federal electoral districts are shown in black. The boundaries of the federal electoral districts are shown in black.

Map 1 of 1







**Saskatchewan Provincial Electoral Constituency**

**Prince Albert Composite**

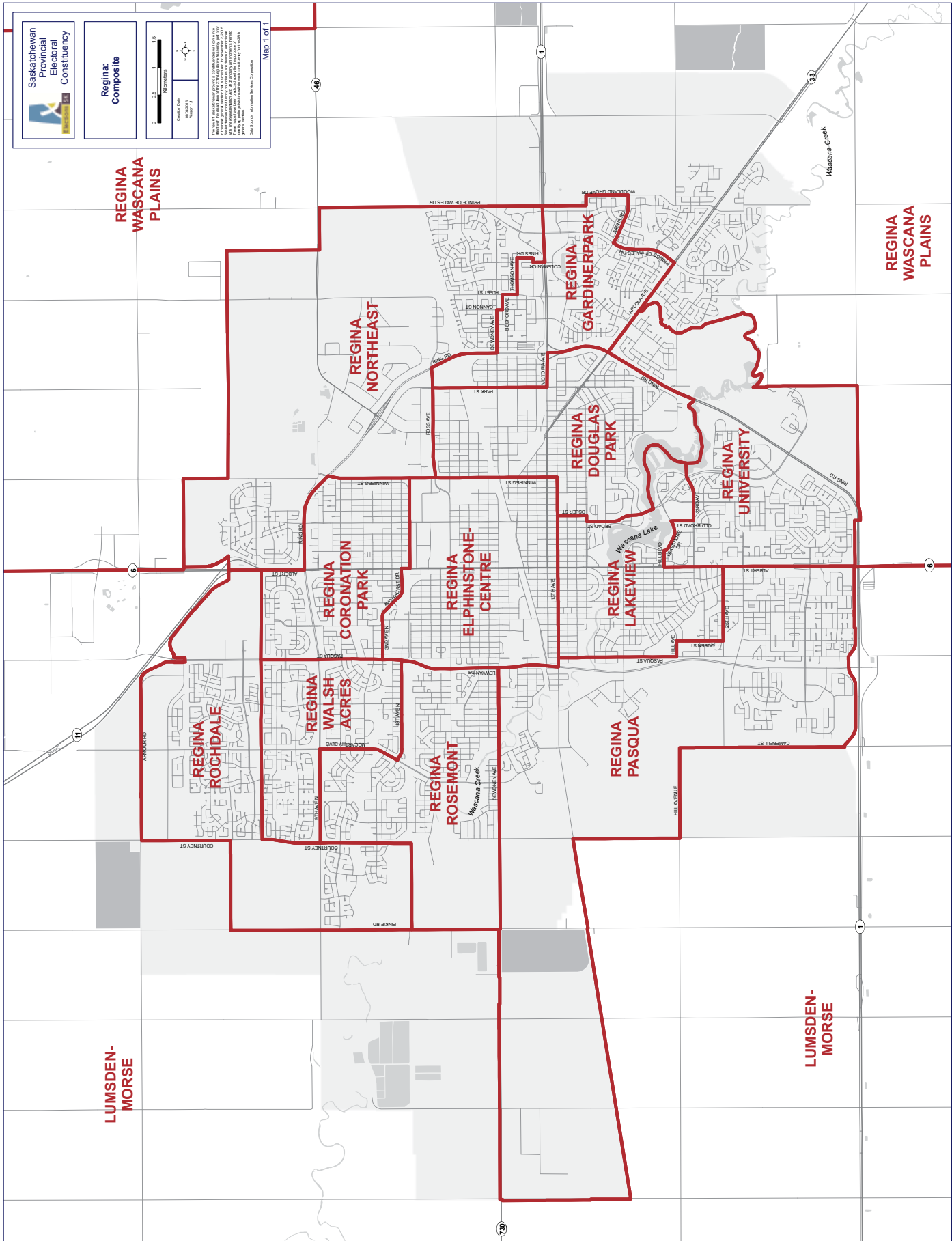
0 0.5 1 1.5 Kilometres

0 0.5 1 1.5 Miles

0 0.5 1 1.5 Kilometres

0 0.5 1 1.5 Miles

Map 1 of 1



Saskatchewan  
Provincial  
Electoral  
Constituency

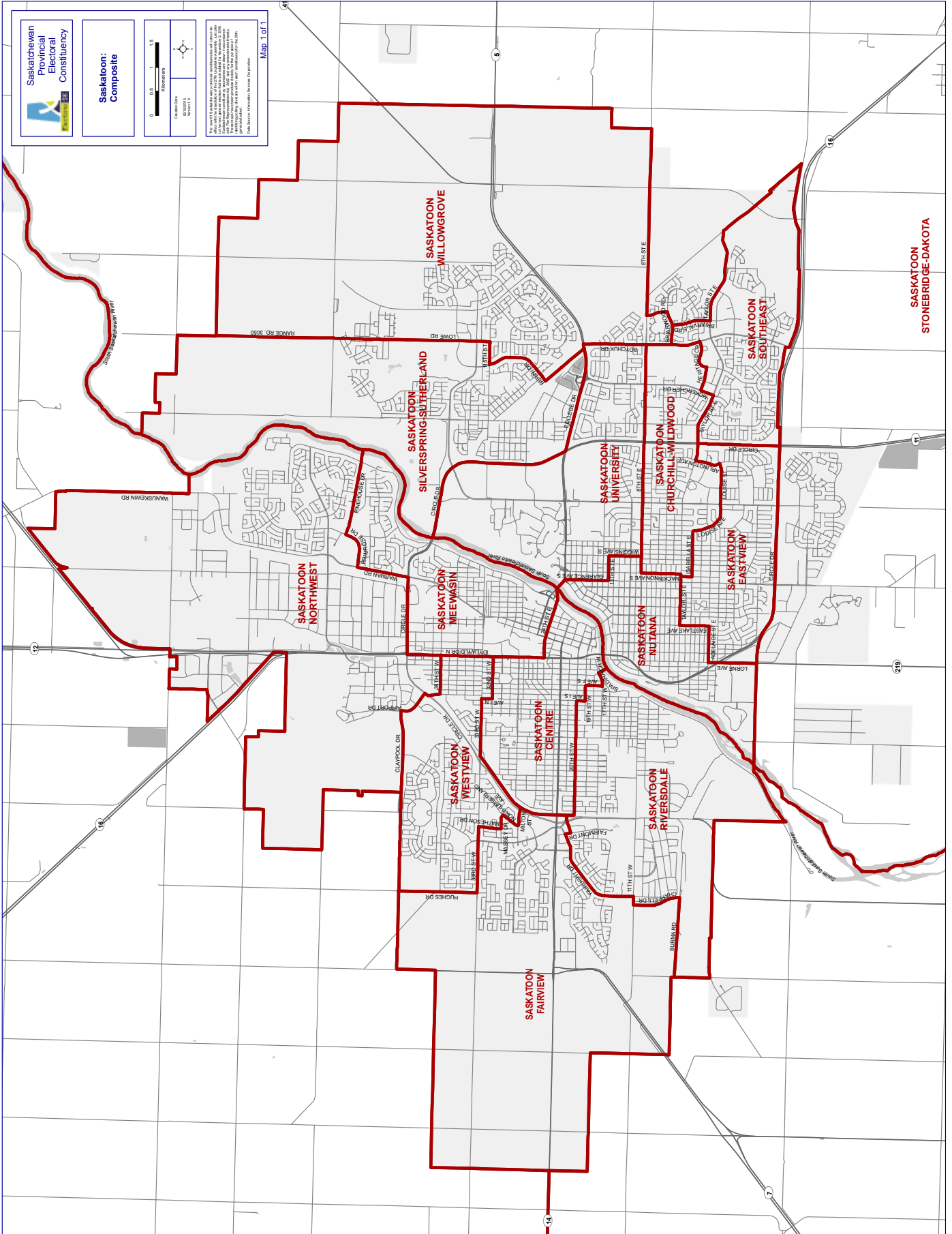
Regina  
Composite

0 0.5 1 1.5  
Kilometers

0 0.5 1 1.5  
Miles

Map 1 of 1

REGINA CITY COUNCIL HAS APPROVED THE REGINA CITY COMPOSITE MAP FOR THE 2020 PROVINCIAL ELECTIONS. THIS MAP IS A REPRESENTATION OF THE REGINA CITY COMPOSITE MAP FOR THE 2020 PROVINCIAL ELECTIONS. IT IS NOT A LEGAL DOCUMENT. THE REGINA CITY COMPOSITE MAP FOR THE 2020 PROVINCIAL ELECTIONS IS THE ONLY LEGAL DOCUMENT. THE REGINA CITY COMPOSITE MAP FOR THE 2020 PROVINCIAL ELECTIONS IS THE ONLY LEGAL DOCUMENT. THE REGINA CITY COMPOSITE MAP FOR THE 2020 PROVINCIAL ELECTIONS IS THE ONLY LEGAL DOCUMENT.




---

# 10

Years between changes to provincial  
constituency boundaries

---



## CHAPTER THIRTEEN

# DIRECTORY OF COMMUNITIES

Urban Municipality	Provincial Constituency
ABBEY	Cypress Hills
ABERDEEN	Batoche
ABERNETHY	Last Mountain-Touchwood
AIR RONGE	Cumberland
ALAMEDA	Cannington
ALBERTVILLE	Saskatchewan Rivers
ALICE BEACH	Arm River
ALIDA	Cannington
ALLAN	Humboldt-Watrous
ALTA VISTA	Last Mountain-Touchwood
ALVENA	Batoche
AMSTERDAM	Canora-Pelly
ANNAHEIM	Melfort
AQUADEO	Cut Knife-Turtleford
ARBORFIELD	Carrot River Valley
ARCHERWILL	Kelvington-Wadena
ARCOLA	Cannington
ARLINGTON BEACH	Arm River
ARRAN	Canora-Pelly

Urban Municipality	Provincial Constituency
ASQUITH	Biggar-Sask Valley
ASSINIBOIA	Wood River
ATWATER	Melville-Saltcoats
AVONLEA	Lumsden-Morse
AYLESBURY	Arm River
AYLSHAM	Carrot River Valley
BALCARRES	Last Mountain-Touchwood
BALGONIE	Indian Head-Milestone
BALONE BEACH	Batoche
BANGOR	Melville-Saltcoats
BANKEND	Kelvington-Wadena
BARRIER FORD	Kelvington-Wadena
BATEMAN	Wood River
BATTLEFORD	The Battlefords
BAYARD	Lumsden-Morse
BAYVIEW HEIGHTS	Cut Knife-Turtleford
BEAR CREEK	Athabasca
BEATTY	Melfort
BEAUBIER	Weyburn-Big Muddy

Chapter 13 is an excerpt from the *Director of Communities*, (Elections Saskatchewan, April 2014) publication which lists communities in Saskatchewan and the provincial constituency to which they belong as well as other information related to the electoral geography of the province.

*Continued on next page*

**DIRECTORY OF COMMUNITIES (CONTINUED)**

Urban Municipality	Provincial Constituency
BEAUVAIL	Athabasca
BEAVER CREEK	Saskatoon Stonebridge-Dakota
BEAVER FLAT	Lumsden-Morse
BEECHY	Rosetown-Elrose
BELLE PLAINE	Lumsden-Morse
BELLEGARDE	Cannington
BENGOUGH	Weyburn-Big Muddy
BETHUNE	Arm River
BIENFAIT	Estevan
BIG BEAVER	Wood River
BIG RIVER	Saskatchewan Rivers
BIG SHELL	Rosthern-Shellbrook
BIGGAR	Biggar-Sask Valley
BIRCH HILLS	Batoche
BIRD'S POINT	Melville-Saltcoats
BJORKDALE	Kelvington-Wadena
BLACK POINT	Athabasca
BLADWORTH	Arm River
BLAINE LAKE	Rosthern-Shellbrook
BLUMENTHAL	Biggar-Sask Valley
BORDEN	Biggar-Sask Valley
BRABANT	Cumberland
BRACKEN	Wood River
BRADWELL	Saskatoon Stonebridge-Dakota
BRANCEPETH	Batoche
BREDENBURY	Melville-Saltcoats
BRIERCREST	Lumsden-Morse
BROADVIEW	Moosomin
BROCK	Kindersley
BRODERICK	Arm River
BROWNLEE	Arm River
BRUNO	Humboldt-Watrous
B-SAY-TAH	Indian Head-Milestone
BUCHANAN	Canora-Pelly
BUENA VISTA	Lumsden-Morse
BUFFALO NARROWS	Athabasca
BULYEA	Last Mountain-Touchwood

Urban Municipality	Provincial Constituency
BURGIS BEACH	Canora-Pelly
BURSTALL	Cypress Hills
CABRI	Cypress Hills
CADILLAC	Wood River
CALDER	Melville-Saltcoats
CAMSELL PORTAGE	Athabasca
CANDIAC	Moosomin
CANDLE LAKE	Saskatchewan Rivers
CANNINGTON LAKE	Cannington
CANORA	Canora-Pelly
CANWOOD	Rosthern-Shellbrook
CARIEVALE	Cannington
CARLYLE	Cannington
CARMICHAEL	Cypress Hills
CARNDUFF	Cannington
CARON	Lumsden-Morse
CARONPORT	Lumsden-Morse
CARROT RIVER	Carrot River Valley
CASA RIO	Saskatoon Stonebridge-Dakota
CATHEDRAL BLUFFS	Martensville-Warman
CEDAR VILLA ESTATES	Rosetown-Elrose
CENTRAL BUTTE	Arm River
CEYLON	Weyburn-Big Muddy
CHAMBERLAIN	Arm River
CHAPLIN	Lumsden-Morse
CHELAN	Kelvington-Wadena
CHITEK LAKE	Meadow Lake
CHOICELAND	Saskatchewan Rivers
CHORNEY BEACH	Kelvington-Wadena
CHRISTOPHER LAKE	Saskatchewan Rivers
CHURCHBRIDGE	Melville-Saltcoats
CLAVET	Saskatoon Stonebridge-Dakota
CLAYBANK	Lumsden-Morse
CLIMAX	Cypress Hills
COCHIN	Cut Knife-Turtleford
CODERRE	Lumsden-Morse
CODETTE	Carrot River Valley

Urban Municipality	Provincial Constituency
COLE BAY	Athabasca
COLESDALE PARK	Last Mountain-Touchwood
COLEVILLE	Kindersley
COLLINGWOOD LAKESHORE ESTATES	Last Mountain-Touchwood
COLONSAY	Humboldt-Watrous
CONGRESS	Wood River
CONQUEST	Rosetown-Elrose
CONSUL	Cypress Hills
CORNING	Cannington
CORONACH	Wood River
COTEAU BEACH	Rosetown-Elrose
CRAIK	Arm River
CRAVEN	Lumsden-Morse
CRAWFORD ESTATES	Regina Wascana Plains
CREELMAN	Cannington
CREIGHTON	Cumberland
CRUTWELL	Saskatchewan Rivers
CRYSTAL BAY-SUNSET	Meadow Lake
CRYSTAL LAKE	Canora-Pelly
CRYSTAL SPRINGS	Batoche
CUDSASKWA BEACH	Batoche
CUDWORTH	Batoche
CUMBERLAND HOUSE	Cumberland
CUPAR	Last Mountain-Touchwood
CUT KNIFE	Cut Knife-Turtleford
DAFOE	Arm River
DALMENY	Biggar-Sask Valley
DARLINGS BEACH	Wood River
DAVIDSON	Arm River
DAVIN	Indian Head-Milestone
DAY'S BEACH	Cut Knife-Turtleford
DEBDEN	Saskatchewan Rivers
DELISLE	Rosetown-Elrose
DELMAS	Cut Knife-Turtleford
DEMAINE	Rosetown-Elrose
DENARE BEACH	Cumberland

Urban Municipality	Provincial Constituency
DENHOLM	Biggar-Sask Valley
DENZIL	Kindersley
DESCHARME LAKE	Athabasca
DILKE	Arm River
DINSMORE	Rosetown-Elrose
DISCOVERY RIDGE	Saskatoon Stonebridge-Dakota
DISLEY	Lumsden-Morse
DISTRICT OF KATEPWA	Indian Head-Milestone
DISTRICT OF KATEPWA	Last Mountain-Touchwood
DODSLAND	Kindersley
DORE LAKE	Athabasca
DORINTOSH	Meadow Lake
DRAKE	Humboldt-Watrous
DRINKWATER	Lumsden-Morse
DUBUC	Melville-Saltcoats
DUCK LAKE	Batoche
DUFF	Last Mountain-Touchwood
DUNDURN	Saskatoon Stonebridge-Dakota
DUVAL	Arm River
DYSART	Last Mountain-Touchwood
EAGLE RIDGE COUNTRY ESTATES	Saskatoon Stonebridge-Dakota
EARL GREY	Last Mountain-Touchwood
EASTEND	Cypress Hills
EATONIA	Kindersley
EBENEZER	Canora-Pelly
ECHO BAY	Rosthern-Shellbrook
EDAM	Cut Knife-Turtleford
EDENWOLD	Indian Head-Milestone
EDGELEY	Indian Head-Milestone
ELBOW	Arm River
ELBOW LAKE	Carrot River Valley
ELFROS	Kelvington-Wadena
ELROSE	Rosetown-Elrose
ELSTOW	Saskatoon Stonebridge-Dakota
ENDEAVOUR	Canora-Pelly
ENGLEFELD	Melfort

*Continued on next page*



**DIRECTORY OF COMMUNITIES (CONTINUED)**

Urban Municipality	Provincial Constituency
ERNFOLD	Lumsden-Morse
ERWOOD	Carrot River Valley
ESTERHAZY	Melville-Saltcoats
ESTEVAN	Estevan
ESTON	Kindersley
ETTERS BEACH	Arm River
EVERGREEN ACRES	Meadow Lake
EVERGREEN BRIGHTSAND	Meadow Lake
EXNER'S TWIN BAYS	Melville-Saltcoats
EYEBROW	Arm River
FAIRHOLME	Rosthern-Shellbrook
FAIRLIGHT	Cannington
FAIRY GLEN	Melfort
FENWOOD	Last Mountain-Touchwood
FILLMORE	Cannington
FINDLATER	Arm River
FISKE	Rosetown-Elrose
FLAXCOMBE	Kindersley
FLEMING	Moosomin
FLIN FLON	Cumberland
FOAM LAKE	Kelvington-Wadena
FORGET	Cannington
FORT QU'APPELLE	Indian Head-Milestone
FORT SAN	Last Mountain-Touchwood
FOSSTON	Kelvington-Wadena
FOX VALLEY	Cypress Hills
FRANCIS	Moosomin
FRENCHMAN BUTTE	Lloydminster
FROBISHER	Cannington
FRONTIER	Cypress Hills
FURDALE	Saskatoon Stonebridge-Dakota
GAINSBOROUGH	Cannington
GARRICK	Saskatchewan Rivers
GARSON LAKE	Athabasca
GERALD	Melville-Saltcoats
GLASLYN	Rosthern-Shellbrook

Urban Municipality	Provincial Constituency
GLEN EWEN	Cannington
GLEN HARBOUR	Last Mountain-Touchwood
GLENAVON	Moosomin
GLENSIDE	Arm River
GOLDEN PRAIRIE	Cypress Hills
GOOD SPIRIT ACRES	Canora-Pelly
GOODEVE	Last Mountain-Touchwood
GOODSOIL	Meadow Lake
GOODWATER	Estevan
GOVAN	Arm River
GRAND COULEE	Lumsden-Morse
GRANDVIEW BEACH	Arm River
GRAVELBOURG	Wood River
GRAY	Indian Head-Milestone
GRAYSON	Melville-Saltcoats
GREEN LAKE	Athabasca
GREENSPOT	Melville-Saltcoats
GREIG LAKE	Meadow Lake
GRENFELL	Moosomin
GRONLID	Melfort
GULL LAKE	Cypress Hills
HAFFORD	Rosthern-Shellbrook
HAGEN	Batoche
HAGUE	Biggar-Sask Valley
HALBRITE	Estevan
HANLEY	Arm River
HARRIS	Rosetown-Elrose
HAWARDEN	Arm River
HAZEL DELL	Kelvington-Wadena
HAZENMORE	Wood River
HAZLET	Cypress Hills
HENDON	Kelvington-Wadena
HEPBURN	Biggar-Sask Valley
HERBERT	Lumsden-Morse
HEWARD	Cannington
HITCHCOCK BAY	Rosetown-Elrose



Urban Municipality	Provincial Constituency
HODGEVILLE	Wood River
HOEY	Batoche
HOLBEIN	Saskatchewan Rivers
HOLDFAST	Arm River
HORSESHOE BAY	Meadow Lake
HUBBARD	Last Mountain-Touchwood
HUDSON BAY	Carrot River Valley
HUMBOLDT	Humboldt-Watrous
HYAS	Canora-Pelly
ILE-A-LA-CROSSE	Athabasca
IMPERIAL	Arm River
INDIAN HEAD	Indian Head-Milestone
INDIAN POINT-GOLDEN SANDS	Meadow Lake
INVERMAY	Kelvington-Wadena
ISLAND VIEW	Last Mountain-Touchwood
ITUNA	Last Mountain-Touchwood
JANS BAY	Athabasca
JANSEN	Arm River
KAMSACK	Canora-Pelly
KANDAHAR	Arm River
KANNATA VALLEY	Last Mountain-Touchwood
KEELER	Arm River
KELLIHER	Last Mountain-Touchwood
KELVINGTON	Kelvington-Wadena
KENASTON	Arm River
KENDAL	Moosomin
KENNEDY	Moosomin
KENOSEE LAKE	Cannington
KERROBERT	Kindersley
KETCHEN	Canora-Pelly
KILLALY	Melville-Saltcoats
KINCAID	Wood River
KINDERSLEY	Kindersley
KINISTINO	Batoche
KINLEY	Rosetown-Elrose

Urban Municipality	Provincial Constituency
KIPLING	Moosomin
KISBEY	Cannington
KIVIMAA-MOONLIGHT BAY	Meadow Lake
KOPP'S KOVE	Meadow Lake
KRONAU	Indian Head-Milestone
KRYDOR	Rosthern-Shellbrook
KUROKI	Kelvington-Wadena
KYLE	Rosetown-Elrose
KYLEMORE	Kelvington-Wadena
LA LOCHE	Athabasca
LA RONGE	Cumberland
LAFLECHE	Wood River
LAIRD	Rosthern-Shellbrook
LAKE ALMA	Weyburn-Big Muddy
LAKE LENORE	Melfort
LAKEVIEW	Cut Knife-Turtleford
LAMPMAN	Cannington
LANCER	Cypress Hills
LANDIS	Kindersley
LANG	Indian Head-Milestone
LANGENBURG	Melville-Saltcoats
LANGHAM	Biggar-Sask Valley
LANIGAN	Humboldt-Watrous
LANZ POINT	Cut Knife-Turtleford
LASHBURN	Cut Knife-Turtleford
LEADER	Cypress Hills
LEASK	Rosthern-Shellbrook
LEBRET	Last Mountain-Touchwood
LEMBERG	Last Mountain-Touchwood
LEOVILLE	Meadow Lake
LEROSS	Last Mountain-Touchwood
LEROY	Melfort
LESLIE BEACH	Kelvington-Wadena
LESTOCK	Last Mountain-Touchwood
LIBERTY	Arm River
LIMERICK	Wood River

*Continued on next page*



**DIRECTORY OF COMMUNITIES (CONTINUED)**

Urban Municipality	Provincial Constituency
LINTLAW	Kelvington-Wadena
LIPTON	Last Mountain-Touchwood
LISIEUX	Wood River
LITTLE FISHING LAKE	Lloydminster
LITTLE SWAN RIVER	Carrot River Valley
LIVELONG	Meadow Lake
LLOYDMINSTER	Lloydminster
LONE ROCK	Cut Knife-Turtleford
LOON LAKE	Meadow Lake
LOREBURN	Arm River
LOVE	Saskatchewan Rivers
LUCKY LAKE	Rosetown-Elrose
LUMSDEN	Lumsden-Morse
LUMSDEN BEACH	Lumsden-Morse
LUSELAND	Kindersley
MACDOWALL	Batoche
MACKLIN	Kindersley
MACNUTT	Melville-Saltcoats
MACOUN	Estevan
MACPHEAT PARK	Last Mountain-Touchwood
MACRORIE	Rosetown-Elrose
MAIDSTONE	Cut Knife-Turtleford
MAJOR	Kindersley
MAKWA	Meadow Lake
MANITOU BEACH	Humboldt-Watrous
MANKOTA	Wood River
MANOR	Cannington
MAPLE CREEK	Cypress Hills
MARCELIN	Rosthern-Shellbrook
MARENGO	Kindersley
MARGO	Kelvington-Wadena
MARKINCH	Last Mountain-Touchwood
MARQUIS	Arm River
MARSDEN	Cut Knife-Turtleford
MARSHALL	Lloydminster
MARTENSVILLE	Martensville-Warman

Urban Municipality	Provincial Constituency
MARTINSON'S BEACH	Cut Knife-Turtleford
MARYFIELD	Cannington
MAYFAIR	Rosthern-Shellbrook
MAYMONT	Biggar-Sask Valley
MAYMONT BEACH	Cut Knife-Turtleford
MCCORD	Wood River
MCLEAN	Indian Head-Milestone
MCTAGGART	Weyburn-Big Muddy
MEACHAM	Humboldt-Watrous
MEADOW LAKE	Meadow Lake
MEATH PARK	Saskatchewan Rivers
MEDSTEAD	Rosthern-Shellbrook
MELFORT	Melfort
MELVILLE	Melville-Saltcoats
MELVILLE BEACH	Melville-Saltcoats
MENDHAM	Cypress Hills
MEOTA	Cut Knife-Turtleford
MERRILL HILLS	Rosetown-Elrose
MERVIN	Cut Knife-Turtleford
MESKANAW	Batoche
METINOTA	Cut Knife-Turtleford
MICHEL VILLAGE	Athabasca
MIDALE	Estevan
MIDDLE LAKE	Batoche
MILDEN	Rosetown-Elrose
MILESTONE	Indian Head-Milestone
MINTON	Weyburn-Big Muddy
MISSINIPE	Cumberland
MISTATIM	Carrot River Valley
MISTUSINNE	Arm River
MOHR'S BEACH	Last Mountain-Touchwood
MONTMARTRE	Moosomin
MOOSE BAY	Melville-Saltcoats
MOOSE JAW	Moose Jaw Wakamow
MOOSE JAW	Moose Jaw North
MOOSOMIN	Moosomin

Urban Municipality	Provincial Constituency
MORSE	Lumsden-Morse
MORTLACH	Lumsden-Morse
MOSSBANK	Wood River
MOWERY BEACH	Meadow Lake
MOZART	Kelvington-Wadena
MUENSTER	Humboldt-Watrous
MULLINGAR	Rosthern-Shellbrook
NAICAM	Melfort
NEILBURG	Cut Knife-Turtleford
NESSLIN LAKE	Saskatchewan Rivers
NETHERHILL	Kindersley
NEUANLAGE	Biggar-Sask Valley
NEUDORF	Last Mountain-Touchwood
NEUHORST	Biggar-Sask Valley
NEVILLE	Wood River
NIPAWIN	Carrot River Valley
NOKOMIS	Arm River
NORQUAY	Canora-Pelly
NORTH BATTLEFORD	The Battlefords
NORTH COLESDALE PARK	Last Mountain-Touchwood
NORTH GROVE	Arm River
NORTH PORTAL	Estevan
NORTH SHORE FISHING LAKE	Kelvington-Wadena
NORTH WEYBURN	Weyburn-Big Muddy
NORTHSIDE	Saskatchewan Rivers
ODESSA	Indian Head-Milestone
OGEMA	Weyburn-Big Muddy
OKLA	Kelvington-Wadena
ORMISTON	Wood River
OSAGE	Moosomin
OSLER	Martensville-Warman
OTTHON	Melville-Saltcoats
OTTMAN-MURRAY BEACH	Kelvington-Wadena
OUTLOOK	Arm River
OXBOW	Cannington
PADDOCKWOOD	Saskatchewan Rivers

Urban Municipality	Provincial Constituency
PANGMAN	Weyburn-Big Muddy
PARADISE HILL	Lloydminster
PARKLAND BEACH	Meadow Lake
PARKSIDE	Rosthern-Shellbrook
PARKVIEW	Arm River
PARRY	Weyburn-Big Muddy
PASQUA LAKE	Last Mountain-Touchwood
PATUANAK	Athabasca
PAYNTON	Cut Knife-Turtleford
PEBBLE BAYE	Rosthern-Shellbrook
PEEBLES	Moosomin
PELICAN COVE	Rosthern-Shellbrook
PELICAN NARROWS	Cumberland
PELICAN POINT	Cut Knife-Turtleford
PELICAN POINTE	Last Mountain-Touchwood
PELICAN SHORES	Melville-Saltcoats
PELLY	Canora-Pelly
PENNANT	Cypress Hills
PENSE	Lumsden-Morse
PERDUE	Rosetown-Elrose
PHILLIPS GROVE	Saskatchewan Rivers
PIERCELAND	Lloydminster
PILGER	Batoche
PILOT BUTTE	Regina Wascana Plains
PILOT BUTTE	Indian Head-Milestone
PINEHOUSE	Athabasca
PLEASANTDALE	Melfort
PLENTY	Kindersley
PLUNKETT	Humboldt-Watrous
PONTEIX	Wood River
PORCUPINE PLAIN	Kelvington-Wadena
POWM BEACH	Meadow Lake
PRAIRIE RIVER	Carrot River Valley
PREECEVILLE	Canora-Pelly
PRELATE	Cypress Hills
PRIMATE	Kindersley

*Continued on next page*



**DIRECTORY OF COMMUNITIES (CONTINUED)**

Urban Municipality	Provincial Constituency
PRINCE	Cut Knife-Turtleford
PRINCE ALBERT	Prince Albert Carlton
PRINCE ALBERT	Prince Albert Northcote
PRINCE ALBERT	Batoche
PRUD'HOMME	Humboldt-Watrous
PUNNICHY	Last Mountain-Touchwood
QU'APPELLE	Indian Head-Milestone
QUILL LAKE	Melfort
QUINTON	Last Mountain-Touchwood
RABBIT LAKE	Rosthern-Shellbrook
RADISSON	Biggar-Sask Valley
RADVILLE	Weyburn-Big Muddy
RAMA	Kelvington-Wadena
RAYMORE	Arm River
REDVERS	Cannington
REGINA	Regina University
REGINA	Regina Lakeview
REGINA	Regina Pasqua
REGINA	Regina Douglas Park
REGINA	Regina Gardiner Park
REGINA	Regina Elphinstone-Centre
REGINA	Regina Rosemont
REGINA	Regina Walsh Acres
REGINA	Regina Coronation Park
REGINA	Regina Northeast
REGINA	Regina Rochdale
REGINA	Lumsden-Morse
REGINA	Regina Wascana Plains
REGINA BEACH	Lumsden-Morse
RHEIN	Canora-Pelly
RICETON	Indian Head-Milestone
RICHARD	Rosthern-Shellbrook
RICHMOUND	Cypress Hills
RIDGEDALE	Carrot River Valley
RIVERHURST	Arm River
RIVERSEDGE	Saskatoon Stonebridge-Dakota

Urban Municipality	Provincial Constituency
RIVERSIDE ESTATES	Saskatoon Stonebridge-Dakota
ROCANVILLE	Moosomin
ROCHE PERCEE	Estevan
ROCKGLEN	Wood River
ROSE VALLEY	Kelvington-Wadena
ROSETOWN	Rosetown-Elrose
ROSTHERN	Rosthern-Shellbrook
ROULEAU	Lumsden-Morse
RUDELLE	Biggar-Sask Valley
RUNNYMEDE	Canora-Pelly
RUSH LAKE	Lumsden-Morse
SALTCOATS	Melville-Saltcoats
SAND POINT BEACH	Arm River
SANDY BAY	Cumberland
SARNIA BEACH	Arm River
SASKATCHEWAN BEACH	Last Mountain-Touchwood
SASKATOON	Saskatoon Eastview
SASKATOON	Saskatoon Southeast
SASKATOON	Saskatoon Churchill-Wildwood
SASKATOON	Saskatoon Riversdale
SASKATOON	Saskatoon Nutana
SASKATOON	Saskatoon Centre
SASKATOON	Saskatoon University
SASKATOON	Saskatoon Westview
SASKATOON	Saskatoon Fairview
SASKATOON	Saskatoon Meewasin
SASKATOON	Saskatoon Willowgrove
SASKATOON	Saskatoon Silverspring-Sutherland
SASKATOON	Saskatoon Northwest
SASKATOON	Saskatoon Stonebridge-Dakota
SCEPTRE	Cypress Hills
SCOTT	Kindersley
SCOUT LAKE	Wood River
SEDLEY	Indian Head-Milestone
SEMANS	Arm River
SENLAC	Cut Knife-Turtleford

Urban Municipality	Provincial Constituency
SHAMROCK	Wood River
SHAUNAVON	Cypress Hills
SHEHO	Kelvington-Wadena
SHELL LAKE	Rosthern-Shellbrook
SHELLBROOK	Rosthern-Shellbrook
SHIELDS	Saskatoon Stonebridge-Dakota
SILTON	Last Mountain-Touchwood
SIMPSON	Arm River
SINTALUTA	Indian Head-Milestone
SLED LAKE	Athabasca
SLEEPY HOLLOW	Cut Knife-Turtleford
SMEATON	Saskatchewan Rivers
SMILEY	Kindersley
SNOWDEN	Saskatchewan Rivers
SORENSEN'S BEACH	Last Mountain-Touchwood
SOUTH LAKE	Arm River
SOUTH WATERHEN LAKE	Meadow Lake
SOUTHEND	Cumberland
SOUTHEY	Last Mountain-Touchwood
SPALDING	Melfort
SPEERS	Rosthern-Shellbrook
SPIRITWOOD	Rosthern-Shellbrook
SPRING BAY	Last Mountain-Touchwood
SPRINGSIDE	Canora-Pelly
SPRUCE BAY	Rosthern-Shellbrook
SPY HILL	Melville-Saltcoats
ST. BENEDICT	Batoche
ST. BRIEUX	Melfort
ST. GEORGE'S HILL	Athabasca
ST. GREGOR	Melfort
ST. ISIDORE-DE-BELLEVUE	Batoche
ST. JOSEPH'S	Indian Head-Milestone
ST. LOUIS	Batoche
ST. WALBURG	Meadow Lake
STANLEY MISSION	Cumberland
STAR CITY	Melfort

Urban Municipality	Provincial Constituency
STENEN	Canora-Pelly
STEWART VALLEY	Lumsden-Morse
STOCKHOLM	Melville-Saltcoats
STONY RAPIDS	Athabasca
STORTHOAKS	Cannington
STOUGHTON	Cannington
STRASBOURG	Last Mountain-Touchwood
STRONGFIELD	Arm River
STURGIS	Canora-Pelly
SUCCESS	Cypress Hills
SUMMERBERRY	Moosomin
SUMMERFIELD BEACH	Cut Knife-Turtleford
SUN VALLEY	Arm River
SUNSET BEACH	Melville-Saltcoats
SUNSET COVE	Last Mountain-Touchwood
SUNSET VIEW BEACH	Meadow Lake
SWAN PLAIN	Canora-Pelly
SWIFT CURRENT	Wood River
SWIFT CURRENT	Swift Current
SYLVANIA	Kelvington-Wadena
TADMORE	Canora-Pelly
TANTALLON	Melville-Saltcoats
TAYLOR BEACH	Indian Head-Milestone
TESSIER	Rosetown-Elrose
THEODORE	Kelvington-Wadena
THODE	Saskatoon Stonebridge-Dakota
TIMBER BAY	Cumberland
TISDALE	Carrot River Valley
TOBIN LAKE	Carrot River Valley
TOGO	Canora-Pelly
TOMPKINS	Cypress Hills
TORQUAY	Estevan
TRAMPING LAKE	Kindersley
TREVESSA BEACH	Cut Knife-Turtleford
TRIBUNE	Estevan
TROSSACHS	Weyburn-Big Muddy

*Continued on next page*



**DIRECTORY OF COMMUNITIES (CONTINUED)**

Urban Municipality	Provincial Constituency
TUFFNELL	Kelvington-Wadena
TUGASKE	Arm River
TURNOR LAKE	Athabasca
TURTLE LAKE LODGE	Meadow Lake
TURTLE LAKE SOUTH BAY	Meadow Lake
TURTLEFORD	Cut Knife-Turtleford
TUXFORD	Arm River
TWAY	Batoche
UHL'S BAY	Last Mountain-Touchwood
UNITY	Cut Knife-Turtleford
URANIUM CITY	Athabasca
USHERVILLE	Canora-Pelly
VAL MARIE	Wood River
VALPARAISO	Melfort
VANGUARD	Wood River
VANSCOY	Rosetown-Elrose
VIBANK	Indian Head-Milestone
VISCOUNT	Humboldt-Watrous
VONDA	Humboldt-Watrous
WADENA	Kelvington-Wadena
WAKAW	Batoche
WAKAW LAKE	Batoche
WALDECK	Lumsden-Morse
WALDHEIM	Biggar-Sask Valley
WALDRON	Melville-Saltcoats
WAPPELLA	Moosomin
WARMAN	Martensville-Warman
WASECA	Cut Knife-Turtleford
WATROUS	Humboldt-Watrous
WATSON	Melfort
WAWOTA	Cannington
WEBB	Cypress Hills

Urban Municipality	Provincial Constituency
WEE TOO BEACH	Arm River
WEEKES	Kelvington-Wadena
WEIRDALE	Saskatchewan Rivers
WELDON	Batoche
WELWYN	Moosomin
WEST CHATFIELD BEACH	Cut Knife-Turtleford
WEST END	Melville-Saltcoats
WESTVIEW	Last Mountain-Touchwood
WEYAKWIN	Cumberland
WEYBURN	Weyburn-Big Muddy
WHITE CITY	Regina Wascana Plains
WHITE FOX	Saskatchewan Rivers
WHITEWOOD	Moosomin
WILCOX	Lumsden-Morse
WILKIE	Cut Knife-Turtleford
WILLOW BUNCH	Wood River
WINDTHORST	Moosomin
WISSETON	Rosetown-Elrose
WISHART	Kelvington-Wadena
WOLLASTON LAKE	Cumberland
WOLSELEY	Moosomin
WOOD MOUNTAIN	Wood River
WYMARK	Wood River
WYNYARD	Kelvington-Wadena
YARBO	Melville-Saltcoats
YELLOW GRASS	Weyburn-Big Muddy
YORKTON	Yorkton
YORKTON	Canora-Pelly
YOUNG	Humboldt-Watrous
ZEALANDIA	Rosetown-Elrose
ZELMA	Humboldt-Watrous
ZENON PARK	Carrot River Valley



**“ THE HOPE IS  
THAT THE INFORMATION  
OFFERED IN THIS  
REPORT WILL LEAD  
TO A HEIGHTENED  
AWARENESS OF THE  
STATE OF DEMOCRACY  
IN SASKATCHEWAN BY  
PLACING A MICROSCOPE  
ON ONE FACET OF IT –  
A GENERAL ELECTION.**

– Dr. Michael Boda  
Chief Electoral Officer  
Province of Saskatchewan

**”**



**a path**  
for renewal

OFFICE OF THE CHIEF ELECTORAL OFFICER  
(ELECTIONS SASKATCHEWAN)  
#301 – 3303 HILLSDALE STREET, REGINA, SASKATCHEWAN  
CANADA S4S 6W9  
TELEPHONE: (306) 787-4000 / 1-877-958-8683  
FAX: (306) 787-4052 / 1-866-678-4052  
EMAIL: [info@elections.sk.ca](mailto:info@elections.sk.ca)  
WEBSITE: [www.elections.sk.ca](http://www.elections.sk.ca)

**ELECTION DAY IS APRIL 4**  
Bring your ID.

[elections.sk.ca](http://elections.sk.ca) | 1.877.958.8683 | #SKVOTES