

ELECTIONS SASKATCHEWAN

Report of the Chief Electoral Officer
on the conduct of the Constituency of
Saskatoon Fairview By-Election
September 7, 2017



Constituency of Saskatoon Fairview By-Election Report

Table of Contents

Introduction	1
Key Dates	1
Constituency of Saskatoon Fairview Boundaries	2
Candidate Nomination	2
Voter Registration	3
Polling	3
Results	3
Innovation in Electoral Management	4
Challenges	5
By-Election Expense Overview	6
Registered Political Party and Candidate Financial Reporting	6
Orders and Authorizations of the Chief Electoral Officer	8
Contents of this Report	8

Appendices

- Appendix I – Vote Summary by Constituency Polling Division
- Appendix II – Saskatoon Fairview By-Election Expenditures:
Spending at a Glance
- Appendix III – Saskatoon Fairview By-Election Expenditures:
Central Administration Expenditures
- Appendix IV – Saskatoon Fairview By-Election Expenditures:
Constituency Expenditures
- Appendix V – Summary of Expenses Incurred and
Reimbursements Paid – Registered Political Parties
- Appendix VI – Summary of Contributions Received, Expenses
Incurred and Reimbursements Paid – Candidates

Introduction

On June 26, 2017, Ms. Jennifer Campeau, MLA for the constituency of Saskatoon Fairview, resigned. Pursuant to section 43 of *The Legislative Assembly Act, 2007*, the Speaker of the Legislative Assembly informed Saskatchewan's Chief Electoral Officer, Dr. Michael Boda, on June 10, 2017 of the pending vacancy in the constituency.

On August 11, 2017, pursuant to an Order of the Lieutenant Governor in Council, a writ of election was issued by the Chief Electoral Officer to Ms. Wendy De Sa, Returning Officer for the Constituency of Saskatoon Fairview. The writ ordered that a by-election be held on Thursday, September 7, 2017.

At the time of the September 7 by-election, standing in the Legislative Assembly was: 49 Saskatchewan Party, 11 New Democratic Party and 1 vacant.

Key Dates

Friday, August 11	Writ issued
Tuesday, August 22	Nomination of candidates closed (2 p.m.)
Thursday, August 31 to Sunday, September 3 & Tuesday, September 5	Advance Voting
Thursday, September 7	By-Election Day (9 a.m. to 8 p.m.)
Monday, September 18	Deadline for receipt of absentee voter certificate envelopes (postmarked no later than 8 p.m. on By-Election Day) (12 p.m.)
Tuesday, September 19	Final Count
Saturday, September 30	Return to the Writ
Thursday, December 7	Audited candidate's return of election expenses due
Wednesday, March 7	Audited registered political party's return of election expenses due

Constituency of Saskatoon Fairview Boundaries

The boundaries of the constituency of Saskatoon Fairview were enacted under *The Representation Act, 2012* on the recommendation of the Constituency Boundaries Commission, as established under *The Constituency Boundaries Act, 1993*.

The constituency of Saskatoon Fairview polling division map is included in Appendix I.

Candidate Nomination

Nomination of candidates concluded on August 22, 2017 at 2 p.m. At the close of nominations, five candidates had been officially nominated:

Candidate	Registered Political Party	Abbreviation
Vicki Mowat	New Democratic Party, Sask. Section	New Democratic Party (N.D.P)
David Prokopchuk	Progressive Conservative Party of Saskatchewan	P.C. Party of Sask.
Taylor Bolin	Saskatchewan Green Party	Saskatchewan Green Party
Shah Rukh	Saskatchewan Liberal Association	Saskatchewan Liberal Party
Cameron Scott	Saskatchewan Party	Saskatchewan Party

The Registered Political Parties' chief official agents and candidate business managers for the by-election were as follows:

Registered Political Party	Business Manager	Chief Official Agent
New Democratic Party, Sask. Section	Dianne Winters	John Tzupa
Progressive Conservative Party of Saskatchewan	Floyd Wright	Horizons Publishing & Printing Co. Ltd (Grant Schmidt)
Saskatchewan Green Party	David Abbey	David Abbey
Saskatchewan Liberal Association	Mark Zielke	Gerald Hiebert
Saskatchewan Party	Walter Tillson	The Saskatchewan Party Fund Inc. (Patrick Bundrock)

Voter Registration

The September 7, 2017 by-election in Saskatoon Fairview was the second by-election conducted in Saskatchewan since the implementation of the Permanent Register of Voters. This means that information gathered before, during and after the province's April 2016 general election was maintained and used to create the voters lists for this by-election.

The data in the Permanent Register of Voters is also kept up-to-date through information sharing agreements with Elections Canada and provincial government data providers.

Polling

Advance polls were held on August 31 to September 3 and on September 5 at Confederation Mall (300 Confederation Drive) in Saskatoon.

Advance polls held on a weekday (August 31, September 1 and September 5) were open from 3 p.m. to 10 p.m. The advance polls held on Saturday, September 2 and Sunday, September 3 were open from 12 noon to 7 p.m.

On by-election day, regular polling stations were open from 9 a.m. to 8 p.m.

Eligible voters unable to attend an advance or regular poll were entitled to vote by absentee ballot. 20 valid votes were cast by absentee ballot.

On by-election day, a mobile poll visited two locations in the constituency. 9 valid votes were cast at these two mobile polls.

Just over 57 percent of all votes were cast at regular polls on election day. About 41 percent were cast at advance polls with 0.44 percent being absentee votes. The homebound poll recorded 0.24 percent of all votes while the mobile poll accounted for 0.2 percent. 11 ballots were rejected during the counting of votes.

Results

Unofficial electoral results were reported on the evening of September 7, 2017 resulting in Vicki Mowat of the New Democratic Party (N.D.P.) being declared Member-Elect.

On September 19, 2017, the Returning Officer conducted the Final Count. Upon completion of the Final Count, the Returning Officer made a Return to the Writ of Election on September 30, 2017. Poll by poll results can be found in Appendix I.

	Candidate						
Registered Voters	Vicki Mowat	David Prokopchuk	Taylor Bolin	Shah Rukh	Cameron Scott	Total Counted	Rejected
12,773	2,770	123	61	204	1,427	4,585	11

Innovation in Electoral Management

For an election management body such as Elections Saskatchewan, a by-election is often the only opportunity to test new processes and procedures in advance of jurisdiction-wide implementation that would take place during a general election. With this in mind, Elections Saskatchewan chose to test a number of innovative projects during the Saskatoon Fairview by-election. In some cases, this was the second by-election where certain innovations were tested, the first being the Saskatoon Meewasin by-election held on March 2, 2017. More information on those innovation efforts can be found in the report on that event.

During this event, innovation took place in two ways – through traditional pilot projects and through “parallel processes.” A parallel process was used in circumstances where an existing process could not be changed due to legislative requirements. In these cases, the new process was tested alongside the legislatively-required one to evaluate effectiveness and efficiency. These innovation efforts were communicated to the province’s registered political parties in advance through a Saskatoon Fairview By-Election Communique for Chief Official Agents.

The results of Elections Saskatchewan’s innovation efforts during the Saskatoon Fairview by-election are outlined below.

- **Conduct further testing of a parallel process for e-poll books at advance polls** – For the second time, Elections Saskatchewan pursued a parallel process to test an e-poll book application in Saskatoon Fairview. This involved the addition of a third poll worker, referred to as the “electronic poll clerk” to the traditional deputy returning officer/poll clerk team. This second test incorporated hand-held scanners that could read information from the Voter Information Card. As with the first test, this parallel process was well-received by workers, voters and candidate representatives.
- **Test FLT Intranet** – The Saskatoon Fairview by-election was the first event where a newly-developed Field Leadership Team (FLT) Intranet was used as one of the primary communication methods between head office and the field. Moving forward, the FLT Intranet will be an invaluable tool for communicating to FLT members throughout the province during general elections.
- **Pilot E-Transfer for election worker pay** – Traditionally, all election workers have been paid by cheque. In the Saskatoon Fairview by-election, workers had the option to receive their pay using the secure e-transfer process. The new process is more cost effective and offers greater administrative control to Elections Saskatchewan than paying workers by cheque. Just under half of the more than 170 election workers chose to receive their pay by e-transfer during the Saskatoon Fairview by-election.

Challenges

Voter Turnout

Voter turnout remains a primary concern for Elections Saskatchewan following the Saskatoon Fairview by-election. Just under 36 percent of registered voters cast a ballot in this by-election, a significant decrease of the more than 50 percent who voted in this constituency during the 2016 general election.¹ By-election turnout is often lower than the turnout in a general election, but such a drastic decrease is cause for concern.

The Chief Electoral Officer highlighted low voter turnout in the report on the March 2, 2017 Saskatoon Meewasin by-election as well. In that event, just under 41 percent of registered voters cast a ballot, nearly five percent more than in Saskatoon Fairview. Moving forward, Elections Saskatchewan will continue to work with its stakeholders to address the issue of declining voter turnout.

¹ See *A Report on the Twenty-Eighth General Election, Volume I, Statement of Votes*, page 241 to 243 for results from Saskatoon Fairview.

By-Election Expense Overview

The total cost of the constituency of Saskatoon Fairview by-election was \$372,711. The costs related to the by-election can be broken into a handful of broad categories. These are:

- Central Administration (\$165,977)
- Poll Officials (\$46,669)
- Returning Office Staff (\$26,957)
- Field Administration (\$36,311)
- Reimbursements to registered political parties, candidates and auditors (\$96,797)

Details on the categories listed above can be found in Appendix II through IV. It is worth noting that, when comparing the expenses shown in this report for Saskatoon Fairview with the constituency expenses incurred during the April 2016 general election and reported on in *A Report on the Twenty-Eighth General Election, Volume III*, that for by-elections, Central Administration expenses can be directly allocated to the constituency. For the past general election, Central Administration expenses were not reallocated to each constituency but reported separately. Any electoral event necessarily consists of constituency expenses as well as costs related to the planning and overview of the event.

Registered Political Party and Candidate Financial Reporting

Registered Political Parties

Registered political parties are required to file an audited return of their election expenses within six months following polling day — a deadline of March 7, 2018 for the by-election held on September 7, 2017. Election expense returns for all five registered political parties that ran candidates in this by-election were received by the deadline date. These expense returns had all been audited, as required by the Act.

Any registered political party that obtains 15 percent or more of the valid votes cast across the constituency, and whose chief official agent files a return of election expenses, is entitled to receive a reimbursement of 50 percent of its eligible expenses. By legislation, each registered political party was entitled to spend \$48,819 during the campaign. Therefore, the amount reimbursed to a qualifying party was half of its eligible election expenses, to a maximum of \$24,409.50.

During the Saskatoon Fairview by-election, two parties qualified for reimbursement:

- New Democratic Party, Sask. Section: \$12,945.59
- Saskatchewan Party: \$22,486.59

Candidates

Candidates are required to file an audited candidate's return of their election expenses within three months of polling day – for this by-election, that deadline was December 7, 2017. Candidate returns are posted on the Elections Saskatchewan website immediately upon being received with an "as filed" status. After being reviewed, the "as filed" status document is replaced with one marked "as reviewed."

Candidates are limited in the amount of money that they can spend in their respective campaigns by the legislated formula found in section 252 of *The Election Act, 1996*. This formula allows for a candidate to spend the larger of:

- \$58,664; or
- the sum obtained by multiplying the number of voters on the voters list by \$3.73, whichever sum was larger.

For this by-election, the standard expense limit of \$58,664 was larger and was therefore the spending limit for all candidates.

Any candidate that obtains 15 percent or more of the total valid votes cast in their constituency, and whose business manager files a return of election expenses, is entitled to receive a public reimbursement of an amount equal to 60 percent of their eligible election expenses, to a maximum of \$35,198.

During the Saskatoon Fairview by-election, two candidates qualified for reimbursement:

- Vicki Mowat (New Democratic Party, Sask. Section): \$27,225.45
- Cameron Scott (Saskatchewan Party): \$25,323.06

Three of the five candidates filed their returns respecting contributions received and election expenses incurred in the course of the by-election, duly audited, on or before the respective deadlines. The Saskatchewan Party candidate and the N.D.P. candidate asked for and received extensions from the Chief Electoral Officer to prepare and file their return. For more information, see Orders and Authorizations of the Chief Electoral Officer further down in this section.

Auditors

Every registered political party and candidate must appoint an auditor.

When reviewing the spending and financial records of a candidate or party, the auditor must employ generally accepted accounting principles and generally accepted auditing standards. An auditor's duties involve a thorough examination of the accounting records of a candidate or party, permitting him or her to reach an opinion as to whether the return properly presents the transactions contained in the accounting records on which the return is based. It is required that the candidate's business manager or the party's chief official agent provide the information and explanations that are necessary to facilitate preparation of the auditor's report. The auditor is responsible for reporting any situations where he or she is suspicious or has reason to believe that proper accounting records were not kept by a candidate or party.

The cost of an auditor's account of a candidate or political party's election expense return is reimbursable regardless of whether the candidate/party otherwise qualifies for reimbursement. The maximum reimbursement for auditing services for a candidate's or party's return was \$974 and \$3,001 respectively.

Orders and Authorizations of the Chief Electoral Officer

The Chief Electoral Officer may make exceptions to *The Election Act, 1996*'s financial reporting provisions for election purposes for both registered political parties and candidates. In such instances, the legislation mandates the Chief Electoral Officer report on the situation and events surrounding the order or authorization granted.

Pursuant to subsection 262(7) of *The Election Act, 1996*, the Chief Electoral Officer granted three orders for the extension of time to prepare and file the required candidate's return of election expenses, form E-412. These authorizations are listed below.

Registered Political Party	Business Manager	Candidate	Number of Extensions Granted
New Democratic Party, Sask. Section	Dianne Winters	Vicki Mowat	2
Saskatchewan Party	Walter Tillson	Cameron Scott	1

Contents of this Report

This report provides detailed information on the administration of the September 7, 2017 by-election in the constituency of Saskatoon Fairview.

Appendix I provides a constituency map (with polling divisions) alongside poll by poll results from the by-election. Where necessary, results have been combined to protect the secrecy of individual votes.

Appendix II shows the cost of the 2017 Saskatoon Fairview by-election "at a glance," including all central and field administration expenses as well as reimbursement costs.

Appendix III provides a more detailed look at Central Administration expenses, including costs paid as reimbursements to registered political parties and their auditors.

Appendix IV shows constituency expenditures in more detail, including reimbursements to candidates and their auditors.


Appendix V provides a summary table of expenses incurred by, and reimbursements paid to, registered political parties.

Finally, **Appendix VI** shows a summary of contributions received, expenses incurred by, and public reimbursements paid to candidates for the Saskatoon Fairview by-election.

Appendices

- I. Vote Summary by Constituency Polling Division
- II. Saskatoon Fairview By-Election Expenditures: Spending at a Glance
- III. Saskatoon Fairview By-Election Expenditures: Central Administration Expenditures
- IV. Saskatoon Fairview By-Election Expenditures: Constituency Expenditures
- V. Summary of Expenses Incurred and Reimbursements Paid – Registered Political Parties
- VI. Summary of Contributions Received, Expenses Incurred and Reimbursements Paid – Candidates

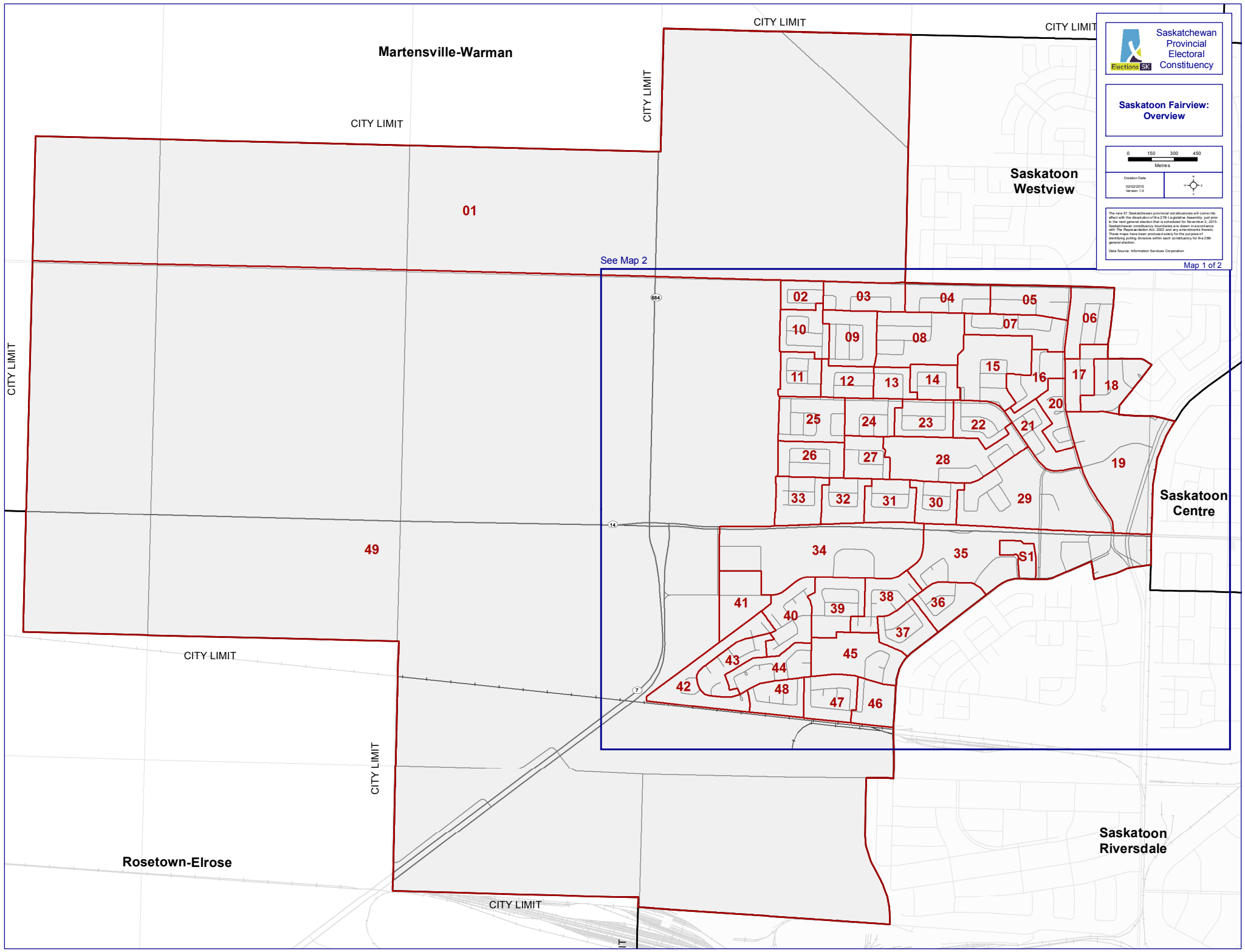
**Saskatoon Fairview:
Overview**



Creation Date: 02/02/2015
Version: 1.0



The new 01 Saskatchewan provincial constituency will come into effect with the dissolution of the 29th Legislative Assembly, just prior to the next general election that is scheduled for November 2, 2015. Saskatchewan constituency boundaries are drawn in accordance with The Electoral Boundaries Act, 2002 and the requirements therein. The map has been produced solely for the purpose of identifying polling divisions within each constituency for the 29th general election.
Data Source: Information Services Corporation

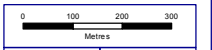


VOTE SUMMARY BY CONSTITUENCY POLLING DIVISION
SASKATOON FAIRVIEW

APPENDIX I

Poll	Poll Name	Reg. Voters	Taylor Bolin SGP	Shah Rukh LIB	Vicki Mowat NDP	David Prokopchuk PC	Cameron Scott SP	Rejected Ballots	Votes for Candidates
1	CONFEDERATION PARK SCHOOL	244	0	9	33	0	21	0	63
2	CONFEDERATION PARK SCHOOL	185	0	2	22	1	15	1	40
3	CONFEDERATION PARK SCHOOL	257	0	2	42	2	7	0	53
4	CONFEDERATION PARK SCHOOL	278	0	0	35	1	17	0	53
5	WESTGATE ALLIANCE CHURCH	283	1	1	30	0	11	0	43
6	EVANGELICAL FREE CHURCH	309	0	2	32	0	14	0	48
7	WESTGATE ALLIANCE CHURCH	342	2	3	34	0	15	0	54
8	CONFEDERATION PARK SCHOOL	318	1	2	41	3	18	0	65
9	CONFEDERATION PARK SCHOOL	307	0	1	44	0	19	0	64
10	CONFEDERATION PARK SCHOOL	305	0	1	32	2	23	0	58
11	BISHOP ROBORECKI SCHOOL	270	3	0	25	2	21	0	51
12	BISHOP ROBORECKI SCHOOL	233	1	4	36	3	11	0	55
13	BISHOP ROBORECKI SCHOOL	154	0	4	14	1	6	0	25
14	BISHOP ROBORECKI SCHOOL	214	1	0	33	2	24	1	60
15	BISHOP ROBORECKI SCHOOL	280	2	3	48	0	11	0	64
16	WESTGATE ALLIANCE CHURCH	230	0	8	21	2	8	0	39
17	EVANGELICAL FREE CHURCH	208	3	1	35	4	5	0	48
18	EVANGELICAL FREE CHURCH	214	0	2	28	0	10	0	40
19	EVANGELICAL FREE CHURCH	256	1	7	23	0	12	1	43
20	WESTGATE ALLIANCE CHURCH	197	1	0	13	0	3	0	17
21	WESTGATE ALLIANCE CHURCH	346	1	4	28	1	15	0	49
22	LESTER B. PEARSON SCHOOL	210	3	0	28	1	5	0	37
23	LESTER B. PEARSON SCHOOL	282	0	4	38	4	7	0	53
24	FATHER VACHON SCHOOL	228	0	2	26	0	15	0	43
25	FATHER VACHON SCHOOL	326	1	4	47	4	20	0	76
26	FATHER VACHON SCHOOL	279	0	1	42	2	17	0	62
27	FATHER VACHON SCHOOL	218	1	0	40	0	14	0	55
28	LESTER B. PEARSON SCHOOL	241	2	0	43	4	16	0	65
29	LESTER B. PEARSON SCHOOL	277	2	2	33	2	17	0	56
30	LESTER B. PEARSON SCHOOL	188	1	0	28	6	18	0	53
31	LESTER B. PEARSON SCHOOL	183	0	1	42	4	11	0	58
32	FATHER VACHON SCHOOL	178	1	2	43	1	14	0	61
33	FATHER VACHON SCHOOL	192	0	0	32	1	19	0	52
34	BETHLEHEM HIGH SCHOOL	386	1	4	32	1	14	0	52
35	WESTSIDE PENTECOSTAL CHURCH	259	0	0	32	2	8	0	42
36	WESTSIDE PENTECOSTAL CHURCH	269	0	0	38	3	18	0	59
37	WESTSIDE PENTECOSTAL CHURCH	250	1	3	38	1	11	0	54
38	WESTSIDE PENTECOSTAL CHURCH	211	0	5	34	1	21	0	61
39	WESTSIDE PENTECOSTAL CHURCH	236	1	2	29	0	19	1	51
40	JAMES L. ALEXANDER SCHOOL	278	0	0	38	1	49	1	88
41	BETHLEHEM HIGH SCHOOL	202	0	3	10	0	2	0	15
42	JAMES L. ALEXANDER SCHOOL	330	1	1	38	5	30	0	75

Saskatchewan Fairview:
Map 2

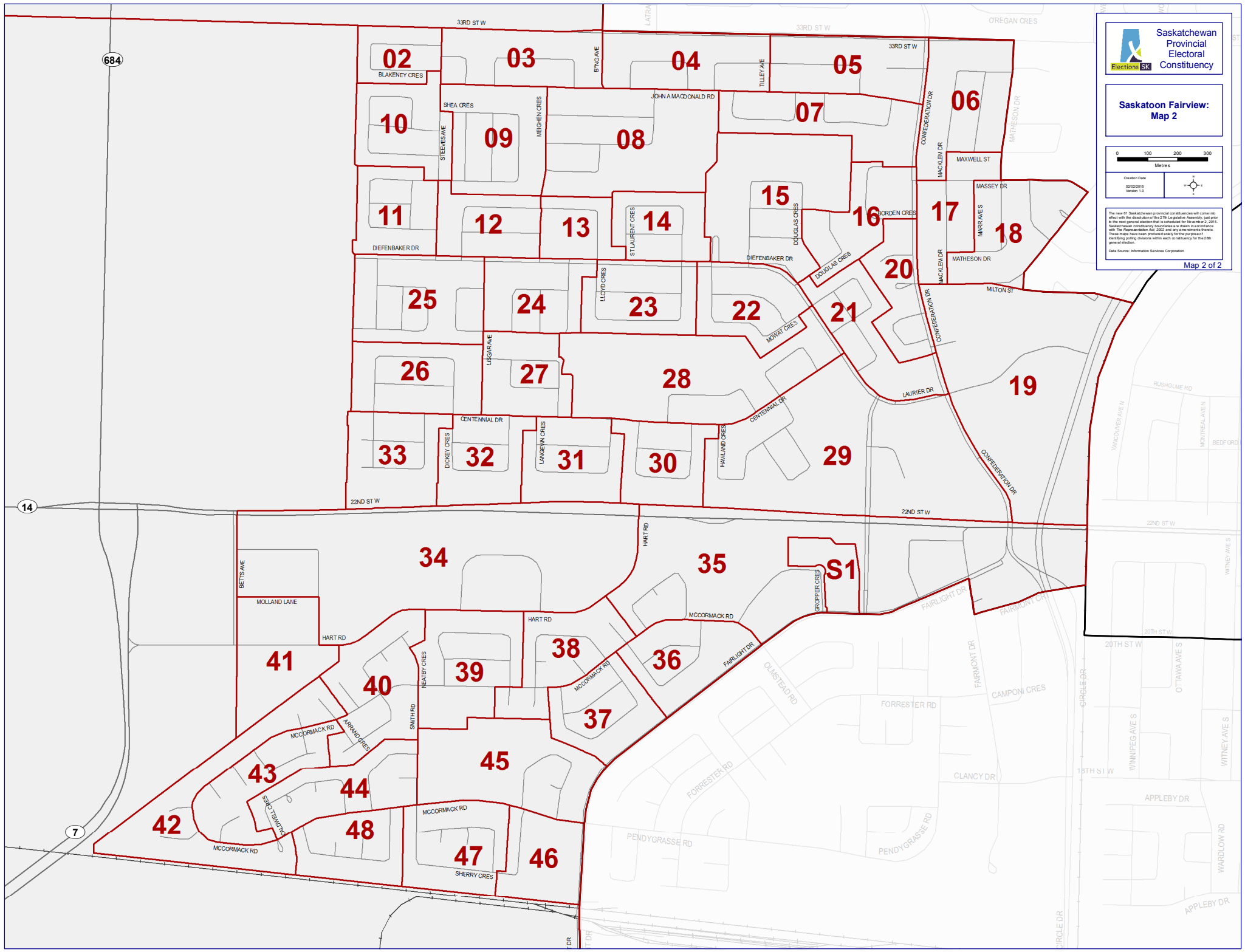


Creation Date: 09/02/2015
Version: 1.0

The new ST Saskatchewan provincial constituencies will come into effect with the dissolution of the 29th Legislative Assembly, just prior to the next general election that is scheduled for November 4, 2015. Saskatchewan constituency boundaries are drawn in accordance with the Representation Act, 2002 and the amendments thereto. They may have been provided solely for the purpose of identifying polling divisions within each constituency for the 28th general election.

Data Source: Information Services Corporation

Map 2 of 2



VOTE SUMMARY BY CONSTITUENCY POLLING DIVISION
SASKATOON FAIRVIEW

APPENDIX I

Poll	Poll Name	Reg. Voters	Taylor Bolin SGP	Shah Rukh LIB	Vicki Mowat NDP	David Prokopchuk PC	Cameron Scott SP	Rejected Ballots	Votes for Candidates
43	JAMES L. ALEXANDER SCHOOL	232	0	0	35	0	24	0	59
44	JAMES L. ALEXANDER SCHOOL	317	1	1	29	0	26	0	57
45	ST. MARGUERITE SCHOOL	193	0	1	22	1	26	0	50
46	ST. MARGUERITE SCHOOL	382	1	1	30	2	23	0	57
47	ST. MARGUERITE SCHOOL	295	0	3	49	3	25	0	80
48	ST. MARGUERITE SCHOOL	221	1	1	36	0	20	0	58
49	BETHLEHEM HIGH SCHOOL	296	0	3	27	1	31	0	62
50	PARKRIDGE CENTRE	169	5	5	14	6	6	0	36
AP	ADVANCE #1 - CONFEDERATION MALL	-	3	25	322	14	183	1	547
AP	ADVANCE #2 - CONFEDERATION MALL	-	8	37	429	9	184	0	667
AP	ADVANCE #3 - CONFEDERATION MALL	-	8	29	378	19	238	1	672
	ABSENTEE	-	0	5	11	0	4	2	20
MP1	MOBILE	15	2	2	3	1	1	2	9
	HOMEBOUND POLL	-	0	1	5	0	5	0	11

TOTALS	12773	61	204	2770	123	1427	11	4585
---------------	--------------	-----------	------------	-------------	------------	-------------	-----------	-------------

CANDIDATE ELECTED - VICKI MOWAT

PLURALITY 1343

% REGISTERED VOTERS WHO VOTED 35.98%

% BY PARTY 1.33% 4.45% 60.41% 2.68% 31.12%

Saskatoon Fairview By-Election Expenditures
Spending at a Glance

APPENDIX II

	Total Expenditures	% of Total Spending
Central Administration	\$ 165,977	45%
Field/Constituency	109,937	29%
Election Expenses & Audit Fee Reimbursements		
Registered Political Parties	40,827	11%
Candidates	55,970	15%
Total	\$ 372,711	100%

Expenditure Details

	Total Expenditures	% of Total Spending
Central Administration		
<i>Administration</i>		
Staffing	\$ 28,459	8%
Payroll Taxes/Service Fees	8,752	2%
Field/Constituency Supervisors	8,517	2%
Contractual Services	31,084	8%
System Development	12,975	3%
Communications	50,828	14%
Office Rent, Furniture & Equipment	1,200	0%
Travel/Business	3,579	1%
Postage, Courier & Freight	9,753	3%
Office Supplies	2,328	1%
Printing - Forms	8,502	2%
Telephone/Internet	-	0.0%
Total Central Administration Expenditures	\$ 165,977	45%

Field/Constituency

Election Officials - Salaries

Returning Office Staff		
<i>Returning Officer</i>	\$ 11,455	3%
<i>Election Clerk</i>	7,720	2%
<i>Other Office Staff</i>	7,782	2%
	\$ 26,957	7%
Poll Officials		
<i>Supervisory Deputy Returning Officers</i>	\$ 4,211	1.1%
<i>Deputy Returning Officers</i>	16,894	5%
<i>Poll Clerks</i>	14,178	4%
<i>Other Poll Staff</i>	11,386	3%
	\$ 46,669	13%
Total Salaries	\$ 73,626	20%

Saskatoon Fairview By-Election Expenditures
Spending at a Glance

APPENDIX II

	Total Expenditures	% of Total Spending
Administration		
Office Rent & Utilities	\$ 7,844	2%
Office Furniture & Equipment	13,734	4%
Poll Rentals	4,552	1%
Printing - Forms & Ballots	4,965	1%
Travel/Business	2,286	1%
Telephone/Internet	2,545	0.7%
Office Supplies	323	0.1%
Postage, Courier & Freight	61	0.0%
Total Administration	\$ 36,311	10%
Total Field/Constituency Expenditures	\$ 109,937	29%
Election Expenses & Audit Fee Reimbursements		
Registered Political Parties		
Election Expenses	\$ 35,432	10%
Auditors' Fees	5,395	1.45%
	\$ 40,827	11%
Candidates		
Election Expenses	\$ 52,549	14%
Auditors' Fees	3,422	0.9%
	\$ 55,970	15%
Total Reimbursements	\$ 96,797	26%
Total Saskatoon Fairview Election Expenditures	\$ 372,711	100%

2017 Saskatoon Fairview By-Election Central Administration Expenditures

APPENDIX III

Spending at a Glance

	Total Expenditures	% of Total Spending
Central Administration	\$ 165,977	80%
Election Expenses & Audit Fee Reimbursements		
Registered Political Parties	40,827	20%
Total	\$ 206,804	100%

Expenditure Details

	Total Expenditures	% of Total Spending
Central Administration		
<i>Administration</i>		
Staffing	\$ 28,459	14%
Payroll Taxes/Service Fees	8,752	4%
Field/Constituency Supervisors	8,517	4%
Contractual Services	31,084	15%
System Development	12,975	6%
Communications	50,828	25%
Office Rent, Furniture & Equipment	1,200	1%
Travel/Business	3,579	2%
Postage, Courier & Freight	9,753	5%
Office Supplies	2,328	1%
Printing - Forms	8,502	4%
Total Central Administration Expenditures	\$ 165,977	80%

Election Expenses & Audit Fee Reimbursements

Registered Political Parties

Election Expenses	\$ 35,432	17%
Auditors' Fees	5,395	3%
	40,827	20%
Total Reimbursements	\$ 40,827	20%

Total Saskatoon Fairview Central Administration Expenditures	\$ 206,804	100%
---	-------------------	-------------

Spending at a Glance

	Total Expenditures	% of Total Spending
Election Officials - Salaries	\$ 73,626	44%
Administration	36,311	22%
Field/Constituency Expenditures	109,937	66%
Election Expense & Audit Fee Reimbursements Paid		
Candidates	55,970	34%
Total	\$ 165,907	100%

Expenditure Details

	Total Expenditures	% of Total Spending
Field/Constituency		
<i>Election Officials - Salaries</i>		
Returning Office Staff		
<i>Returning Officer</i>	\$ 11,455	7%
<i>Election Clerk</i>	7,720	5%
<i>Other Office Staff</i>	7,782	5%
	\$ 26,957	16%
Poll Officials		
<i>Supervisory Deputy Returning Officers</i>	4,211	3%
<i>Deputy Returning Officers</i>	16,894	10%
<i>Poll Clerks</i>	14,178	9%
<i>Other Poll Staff</i>	11,386	7%
	\$ 46,669	28%
Total Salaries	\$ 73,626	44%
<i>Administration</i>		
Office Rent & Utilities	\$ 7,844	5%
Office Furniture & Equipment	13,734	8%
Poll Rentals	4,552	3%
Printing - Forms & Ballots	4,965	3%
Travel/Business	2,286	1%
Telephone/Internet	2,545	2%
Office Supplies	323	0%
Postage, Courier & Freight	61	0%
Total Administration	\$ 36,311	22%
Total Field/Constituency Expenditures	\$ 109,937	66%
<i>Election Expenses & Audit Fee Reimbursements</i>		
Candidate Election Expenses	\$ 52,549	32%
Auditors' Fees	3,422	2%
Total Reimbursements	\$ 55,970	34%
Total Saskatoon Fairview Constituency Expenditures	\$ 165,907	100%

Candidates' Election Expense Reimbursement Details

Candidate	Contributions Received (\$)	Total of Expenses (\$) (a)	Amount of Reimbursement (\$)
Taylor Bolin (GP)	639	374	(b)
Shah Rukh (LIB)	935	1,782	(b)
Vicki Mowat (NDP)	49,868	45,516	27,225
Cameron Scott (SKP)	47,593	42,278	25,323
David Prokopchuk (PC)	14,867	10,484	(b)

(a) Maximum allowable election expenses for each candidate was \$58,664.

(b) Candidate was not eligible for a reimbursement of their election expenses pursuant to subsection 265(1) of The Election Act, 1996.

Summary of Expenses Incurred and Reimbursements Paid: Registered Political Parties

APPENDIX V

Registered Political Party	Hire of Premises (\$)	Advertising (\$)	Services (\$)	Goods Supplied (\$)	Travel and Hire of Vehicle (\$)	Total Expenses (\$)	Total Reimbursable Expenses (\$) (a)	Amount of Reimbursement (\$)
Saskatchewan Green Party	-	-	-	-	-	-	-	(b)
New Democratic Party, Sask. Section	-	17,773.79	4,824.45	1,924.15	1,368.78	25,891.17	25,891.17	12,945.59
Progressive Conservative Party of Saskatchewan	-	-	-	-	670.80	670.80	-	(b)
Saskatchewan Liberal Association	-	-	-	-	-	-	-	(b)
Saskatchewan Party	-	32,751.86	6,652.80	-	9,262.70	48,667.36	44,973.18	22,486.59
Totals	-	50,525.65	11,477.25	1,924.15	11,302.28	75,229.33	70,864.35	35,432.18

(a) Maximum allowable election expenses for each Party is \$48,819

(b) Party was not eligible for a reimbursement of their election expenses pursuant to subsection 264(1) of The Election Act, 1996.

Summary of Contributions Received, Expenses Incurred, and Reimbursements Paid: Candidates

APPENDIX VI

Constituency	Contributions Received (\$)	Candidate's Campaign Expenses (\$)	Hire of Premises (\$)	Advertising (\$)	Services (\$)	Goods Supplied (\$)	Travel and Hire of Vehicle (\$)	Total Expenses (\$) (a)	Candidate's Personal Expenses (\$) (c)	Total Reimbursable Expenses (\$)	Amount of Reimbursement (\$)
Saskatoon Fairview											
Taylor Bolin (SGP)	638.87	-	-	296.71	-	50.67	27.00	374.38	-	-	(b)
Shah Rukh (LIB)	935.01	401.47	-	1,308.79	-	72.15	-	1,782.41	503.62	-	(b)
Vicki Mowat (NDP)	49,868.22	-	2,362.00	11,852.60	24,645.77	6,655.20	-	45,515.57	-	45,375.75	27,225.45
Cameron Scott (SKP)	47,592.62	-	3,215.30	34,849.08	453.62	3,759.95	-	42,277.95	-	42,205.10	25,323.06
David Prokopchuk (PC)	14,866.50	350.73	-	6,999.76	1,380.62	849.08	904.00	10,484.19	-	-	(b)
Totals	113,901.22	752.20	5,577.30	55,306.94	26,480.01	11,387.05	931.00	100,434.50	503.62	87,580.85	52,548.51

(a) Maximum allowable election expenses for each Candidate are \$58,664.

(b) Candidate was not eligible for a reimbursement of their election expenses pursuant to subsection 265(1) of The Election Act, 1996.

(c) Candidates' personal expenses are not included in the total expenses.

