

ELECTIONS SASKATCHEWAN

Report of the Chief Electoral Officer
on the conduct of the Constituency of
Kindersley By-Election

March 1, 2018





September 24, 2019

The Honourable Mark Docherty
Speaker of the Legislative Assembly
129-2405 Legislative Drive
Regina, SK S4S 0B3

Dear Mr. Speaker:

Pursuant to Section 286 of *The Election Act, 1996*, I have the distinct privilege of presenting the Report of the Chief Electoral Officer for the by-election held on March 1, 2018 in the Constituency of Kindersley.

Sincerely,

A handwritten signature in blue ink that reads 'Michael D. Boda'.

Michael D. Boda, D.Phil., Ph.D.
Chief Electoral Officer
Province of Saskatchewan

Elections Saskatchewan

*301 – 3303 Hillside Street
Regina, Saskatchewan
Canada S4S 6W9

Telephone: 306.787.4000
Toll Free: 1.877.958.8683
Fax: 306.787.4052

Email: info@elections.sk.ca
Web: elections.sk.ca

Constituency of Kindersley By-Election Report

Table of Contents

Letter of Transmittal	
Introduction	1
Key Dates	1
Constituency of Kindersley Boundaries	2
Candidate Nomination	2
Polling	2
Results	3
By-Election Expense Overview	4
Registered Political Party and Candidate Financial Reporting	4
Orders and Authorizations of the Chief Electoral Officer	6
Contents of this Report	6

Appendices

- Appendix I – Vote Summary by Constituency Polling Division
- Appendix II – Kindersley By-Election Expenditures:
Spending at a Glance
- Appendix III – Kindersley By-Election Expenditures:
Central Administration Expenditures
- Appendix IV – Kindersley By-Election Expenditures:
Constituency Expenditures
- Appendix V – Summary of Expenses Incurred and
Reimbursements Paid – Registered Political Parties
- Appendix VI – Summary of Contributions Received, Expenses
Incurred and Reimbursements Paid – Candidates

Introduction

Effective September 1, 2017, Mr. Bill Boyd, MLA for the constituency of Kindersley, resigned. Pursuant to section 43 of *The Legislative Assembly Act, 2007*, the Speaker of the Legislative Assembly informed Saskatchewan's Chief Electoral Officer, Dr. Michael Boda, on September 1, 2017, of the vacancy in the constituency.

On February 2, 2018, pursuant to an Order of the Lieutenant Governor in Council, a writ of election was issued by the Chief Electoral Officer to Ms. Chelsey Roesch, Returning Officer for the Constituency of Kindersley. The writ ordered that a by-election be held on Thursday, March 1, 2018.

At the time of the March 1 by-election, standing in the Legislative Assembly was: 46 Saskatchewan Party, 12 New Democratic Party and 3 vacant. By-elections were also held in the constituencies of Melfort and Swift Current on March 1, 2018.

Key Dates

Friday, February 2	Writ issued
Tuesday, February 13	Nomination of candidates closed (2 p.m.)
Friday, February 23 to Tuesday, February 27	Advance Voting
Thursday, March 1	By-Election Day (9 a.m. to 8 p.m.)
Monday, March 12	Deadline for receipt of absentee voter certificate envelopes (postmarked no later than 8 p.m. on By-Election Day) (12 p.m.)
Tuesday, March 13	Final Count
Saturday, March 24	Return to the Writ
Friday, June 1	Audited candidate's return of election expenses due
Tuesday, September 4	Audited registered political party's return of election expenses due

Constituency of Kindersley Boundaries

The boundaries of the constituency of Kindersley were enacted under *The Representation Act, 2012* on the recommendation of the Constituency Boundaries Commission, as established under *The Constituency Boundaries Act, 1993*.

The constituency of Kindersley polling division map is included in Appendix I.

Candidate Nomination

Nomination of candidates concluded on February 13, 2018 at 2 p.m. At the close of nominations, three candidates had been officially nominated:

Candidate	Registered Political Party	Abbreviation
Travis Hebert	New Democratic Party, Sask. Section	New Democratic Party (N.D.P)
Yvonne Potter-Pihach	Saskatchewan Green Party	Saskatchewan Green Party
Ken Francis	Saskatchewan Party	Saskatchewan Party

The Registered Political Parties' chief official agents and candidate business managers for the by-election were as follows:

Registered Political Party	Business Manager	Chief Official Agent
New Democratic Party, Sask. Section	Stacey Dyck-Jiricka	John Tzupa
Saskatchewan Green Party	David Abbey	David Abbey
Saskatchewan Party	Mark Millar	The Saskatchewan Party Fund Inc. (Patrick Bundrock)

Polling

Advance polls were held on February 23 to 27 in six locations:

- Kerrobert Seniors' Hall (541 Atlantic Avenue, Kerrobert)
- Macklin Communiplex (5201 Highway #31, Macklin)
- Caleb Village (60 Stevenson Crescent, Kindersley)
- Eston Community Complex (310 3rd Street South, Eston)
- Major Centennial Hall (7 Center Street, Major)
- Tramping Lake Community Hall (304 Prairie Avenue, Tramping Lake)

Advance polls held on a weekday (February 23, 26 and 27) were open from 3 p.m. to 10 p.m. The advance polls held on Saturday, February 24 and Sunday, February 25 were open from 12 noon to 7 p.m.

On by-election day, regular polling stations were open from 9 a.m. to 8 p.m.

Eligible voters unable to attend an advance or regular poll were entitled to vote by absentee ballot. 7 valid votes were cast by absentee ballot.

On by-election day, four mobile polls visited seven locations in the constituency. 73 valid votes were cast at these mobile polls.

Hospital polls were established and operated at Kindersley Integrated Health Centre (9 a.m. to 1 p.m.) and Kerrobert Integrated Health Centre (4 p.m. to 8 p.m.) on by-election day. No votes were cast at these two hospital polls.

No homebound voting applications were received during the Kindersley by-election.

2 ballots were rejected during the counting of votes.

Results

Unofficial electoral results were reported on the evening of March 1, 2018 resulting in Ken Francis of the Saskatchewan Party being declared Member-Elect.

On March 13, 2018, the Returning Officer conducted the Final Count, which included votes cast by absentee ballot and at the hospital polls. Upon completion of the Final Count, the Returning Officer made a Return to the Writ of Election on March 24, 2018. Poll by poll results can be found in Appendix I.

	Candidate				
Registered Voters	Travis Hebert	Yvonne Potter-Pihach	Ken Francis	Total Counted	Rejected
11,782	376	74	3,345	3,795	2

By-Election Expense Overview

The total cost of the constituency of Kindersley by-election was \$324,172. The costs related to the by-election can be broken into the following broad categories:

- Central Administration (\$171,064)
- Poll Official Salaries (\$52,372)
- Returning Office Staff (\$30,679)
- Field Administration (\$49,487)
- Reimbursements to registered political parties, candidates and auditors (\$20,570)

Details on the categories listed above can be found in Appendix II through IV. It is worth noting that, when comparing the expenses shown in this report for Kindersley with the constituency expenses incurred during the April 2016 general election and reported on in *A Report on the Twenty-Eighth General Election, Volume III*, that for by-elections, Central Administration expenses are directly allocated to the constituency. For the past general election, Central Administration expenses were not reallocated to each constituency but reported separately. Any electoral event necessarily consists of constituency expenses as well as costs related to the planning and overview of the event.

Registered Political Party and Candidate Financial Reporting

Registered Political Parties

Registered political parties are required to file an audited return of their election expenses within six months following polling day — a deadline of September 4, 2018 for the by-election held on March 1, 2018. Registered political party returns are posted on the Elections Saskatchewan website immediately upon being received with an “As Filed” status. After being reviewed, the “As Filed” status document is replaced with one marked “As Reviewed.”

Election expense returns for the N.D.P and Saskatchewan Green Party were received by the deadline date. The Saskatchewan Party did not submit its required election expenses return within the prescribed timeline. All three registered political party expense returns had been audited, as required by the Act.

Registered political parties are limited in the amount of money that they can spend in their campaigns by a legislated formula found in section 243 of *The Election Act, 1996*. This formula allows a party to spend the larger of:

- \$49,632; or
- the sum obtained by multiplying the number of voters on the voters list by \$3.99, whichever sum was larger.

For this by-election, the standard expense limit of \$49,632 was larger and was therefore the spending limit for all registered political parties.

Any registered political party that obtains 15 percent or more of the valid votes cast across the constituency, and whose chief official agent files a return of election expenses within the time prescribed, is entitled to receive a reimbursement of 50 percent of its eligible expenses. The amount reimbursed to a qualifying party is half of its eligible election expenses, to a maximum of \$24,816.

During the Kindersley by-election, the Saskatchewan Party achieved more than 15 percent of valid votes cast, however, as per subsection 264(1)(b) of the Act, did not submit its required election expenses return within the time prescribed in legislation. No other registered political party obtained 15 percent of the votes cast in the constituency. Therefore, no reimbursement was paid to any registered political party.

Candidates

Candidates are required to file an audited candidate's return of their election expenses within three months of polling day – for this by-election, that deadline was June 1, 2018. Candidate returns are posted on the Elections Saskatchewan website immediately upon being received with an "As Filed" status. After being reviewed, the "As Filed" status document is replaced with one marked "As Reviewed."

Candidates are limited in the amount of money that they can spend in their respective campaigns by the legislated formula found in section 252 of *The Election Act, 1996*. This formula allows for a candidate to spend the larger of:

- \$59,641; or
- the sum obtained by multiplying the number of voters on the voters list by \$3.99, whichever sum was larger.

For this by-election, the standard expense limit of \$59,641 was larger and was therefore the spending limit for all candidates.

Any candidate that obtains 15 percent or more of the total valid votes cast in their constituency, and whose business manager files a return of election expenses within the time prescribed, is entitled to receive a public reimbursement of an amount equal to 60 percent of their eligible election expenses, which for the Kindersley by-election would be a maximum of \$35,784.60.

During the Kindersley by-election, one candidate qualified for reimbursement:

- Ken Francis (Saskatchewan Party): \$15,548.66

Two of the three candidates filed their returns respecting contributions received and election expenses incurred in the course of the by-election, duly audited, on or before the respective deadlines. The N.D.P. candidate asked for and received an extension from the Chief Electoral Officer to prepare and file their return. For more information, see Orders and Authorizations of the Chief Electoral Officer further down in this section.

Auditors

Every registered political party and candidate must appoint an auditor. When reviewing the spending and financial records of a candidate or party, the auditor must employ generally accepted accounting principles and generally accepted auditing standards.

An auditor's duties involve a thorough examination of the accounting records of a candidate or party, permitting him or her to reach an opinion as to whether the return properly presents the transactions contained in the accounting records on which the return is based. It is required that the candidate's business manager or the party's chief official agent provide the information and explanations that are necessary to facilitate preparation of the auditor's report. The auditor is responsible for reporting any situations where he or she is suspicious or has reason to believe that proper accounting records were not kept by a candidate or party.

The cost of an auditor's account of a candidate or political party's election expense return is reimbursable regardless of whether the candidate/party otherwise qualifies for reimbursement. The maximum reimbursement for auditing services for a candidate's or party's return was \$990 and \$3,050 respectively.

Orders and Authorizations of the Chief Electoral Officer

The Chief Electoral Officer may make exceptions to *The Election Act, 1996*'s financial reporting provisions for election purposes for both registered political parties and candidates. In such instances, the legislation mandates the Chief Electoral Officer report on the situation and events surrounding the order or authorization granted.

Pursuant to subsection 262(7) of *The Election Act, 1996*, the Chief Electoral Officer granted one order for the extension of time to prepare and file the required candidate's return of election expenses, form E-412. This authorization is listed below.

Registered Political Party	Business Manager	Candidate	Number of Extensions Granted
New Democratic Party, Sask. Section	Stacey Dyck-Jiricka	Travis Hebert	1

Contents of this Report

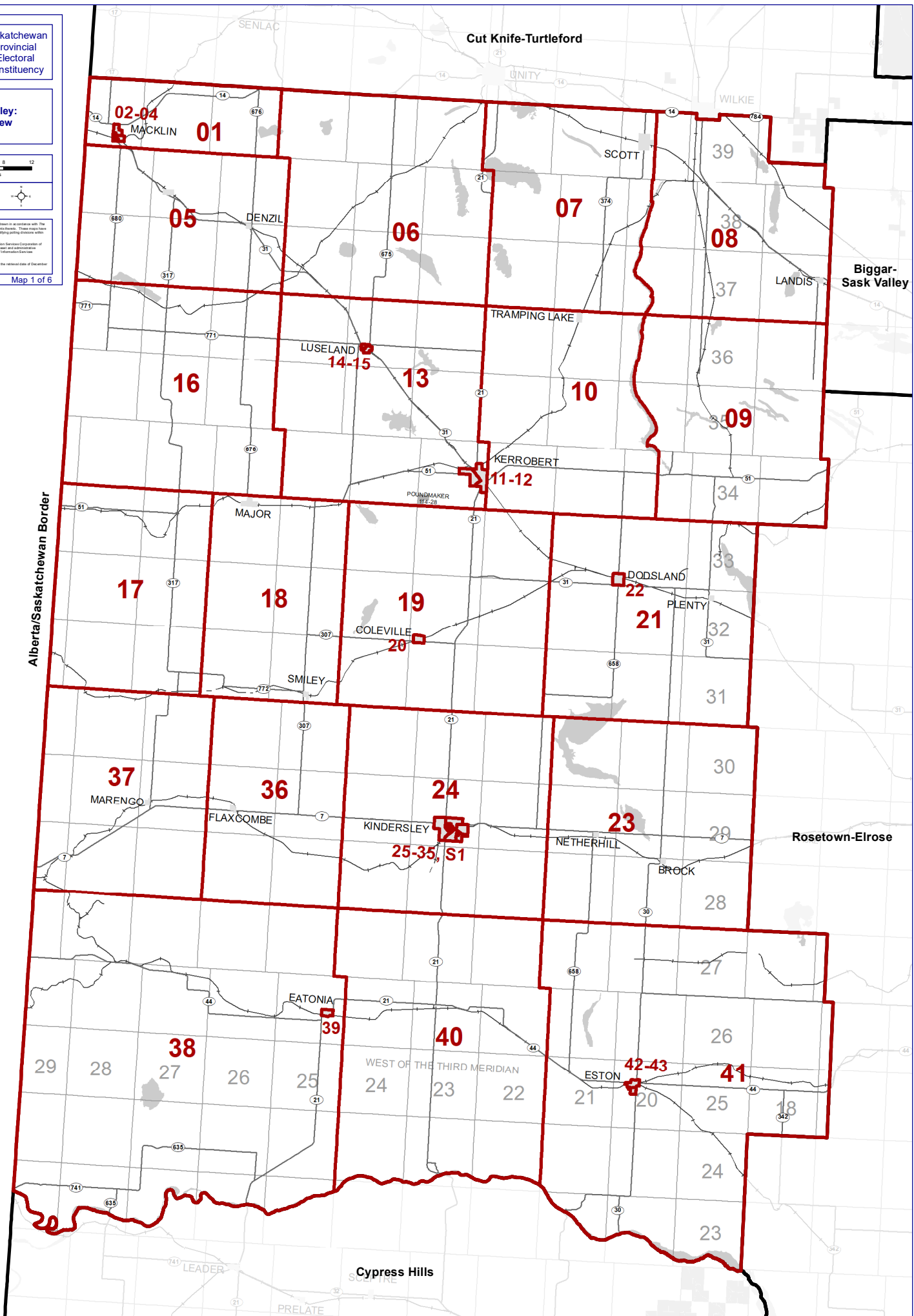
This report provides detailed information on the administration of the March 1, 2018 by-election in the constituency of Kindersley. **Appendix I** provides a constituency map (with polling divisions) alongside poll by poll results from the by-election. Where necessary, results have been combined to protect the secrecy of individual votes.

Appendix II shows the cost of the 2018 Kindersley by-election "at a glance," including all central and field administration expenses as well as reimbursement costs. **Appendix III** provides a more detailed look at Central Administration expenses, including costs paid as reimbursements to registered political parties and their auditors. **Appendix IV** shows constituency expenditures in more detail, including reimbursements to candidates and their auditors.

Appendix V provides a summary table of expenses incurred by, and reimbursements paid to, registered political parties. Finally, **Appendix VI** shows a summary of contributions received, expenses incurred by, and reimbursements paid to candidates for the Kindersley by-election.

Appendices

- I. Vote Summary by Constituency Polling Division
- II. Kindersley By-Election Expenditures: Spending at a Glance
- III. Kindersley By-Election Expenditures: Central Administration Expenditures
- IV. Kindersley By-Election Expenditures: Constituency Expenditures
- V. Summary of Expenses Incurred and Reimbursements Paid – Registered Political Parties
- VI. Summary of Contributions Received, Expenses Incurred and Reimbursements Paid – Candidates



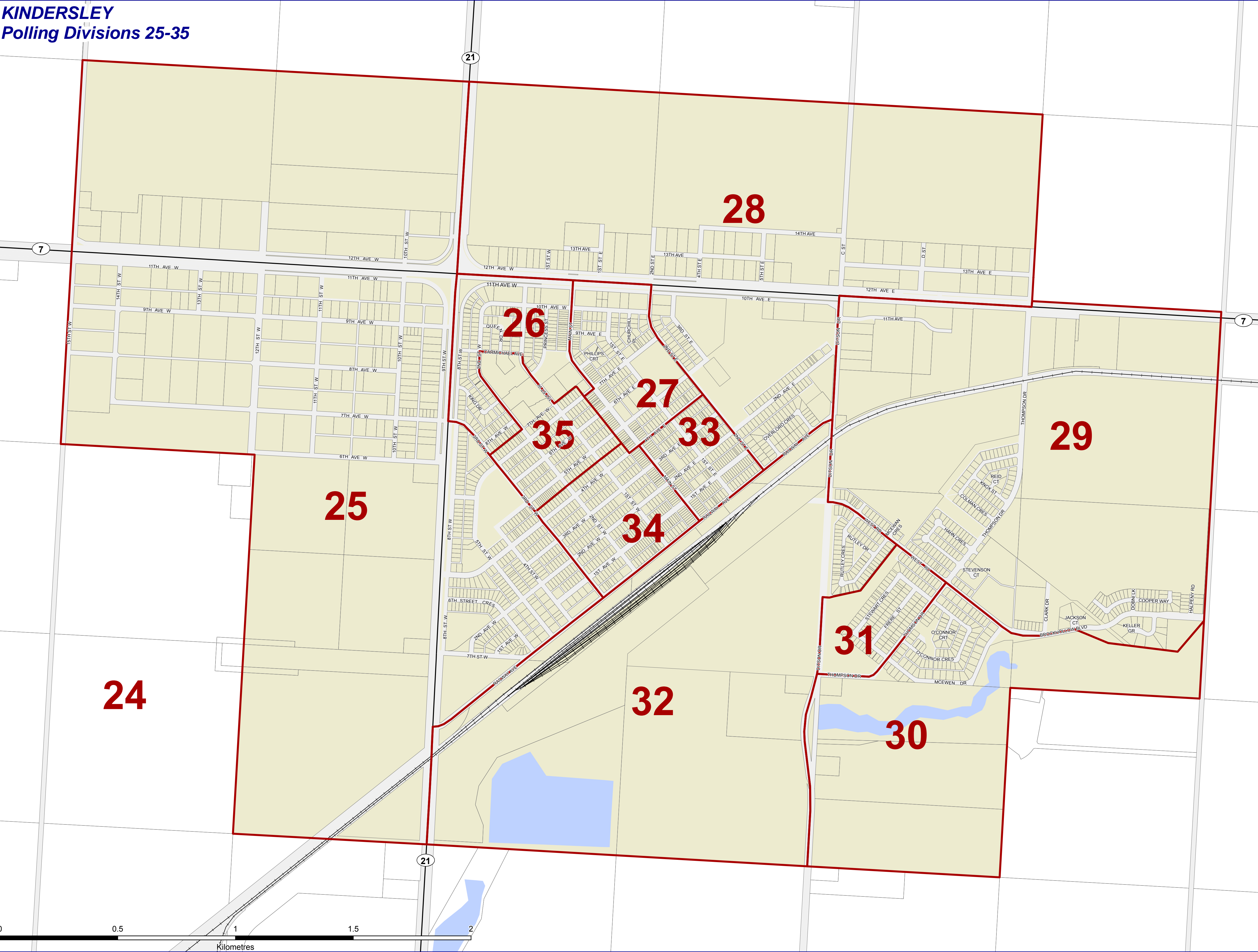
VOTE SUMMARY BY CONSTITUENCY POLLING DIVISION

APPENDIX I

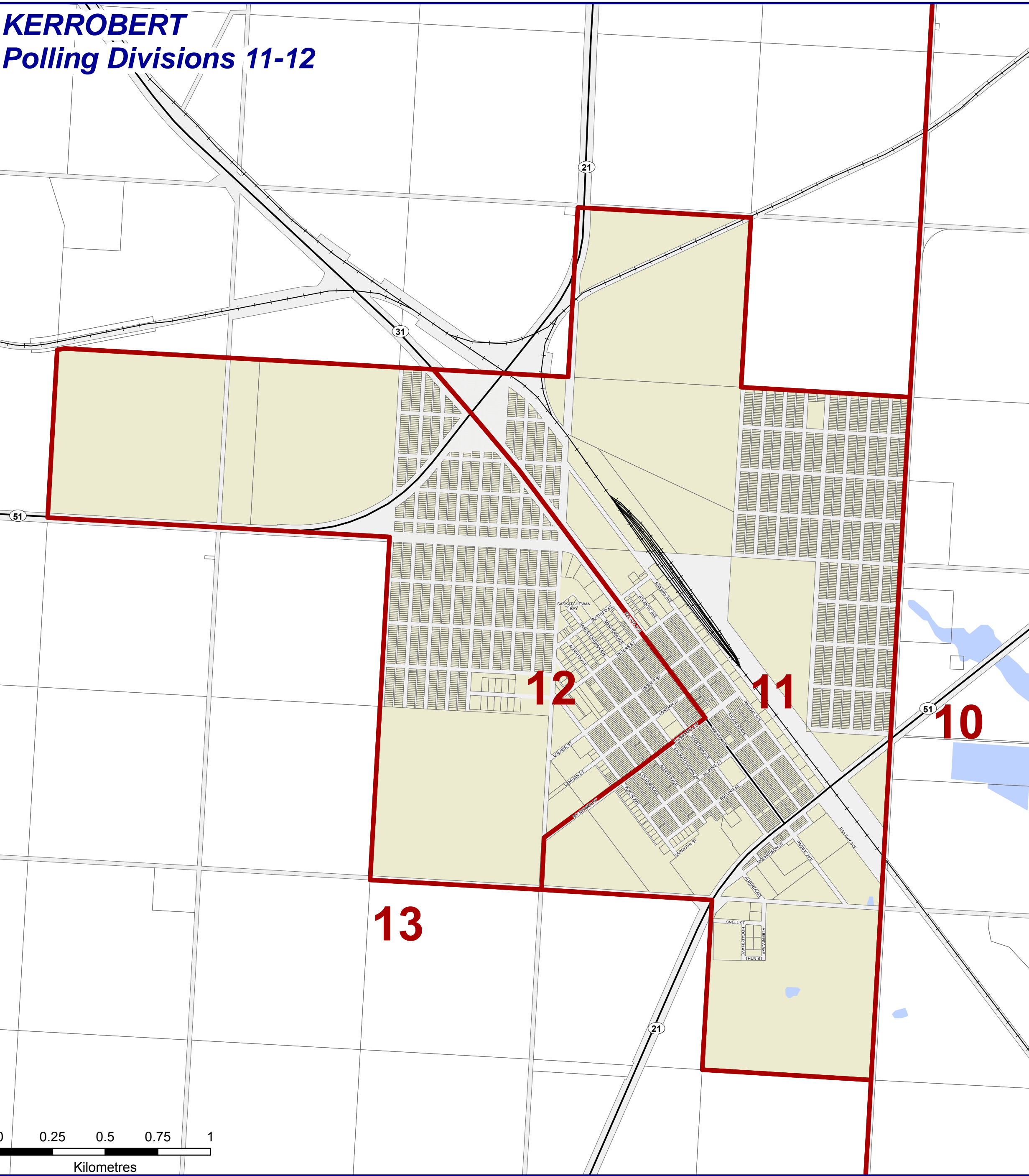
KINDERSLEY

Poll	Poll Name	Reg. Voters	Yvonne Potter-Pihach SGP	Travis Hebert NDP	Ken Francis SKP	Rejected Ballots	Votes for Candidates
1	MACKLIN COMMUNIPLEX	174	4	2	30	0	36
2	MACKLIN COMMUNIPLEX	326	0	6	64	0	70
3	MACKLIN COMMUNIPLEX	368	0	4	68	0	72
4	MACKLIN COMMUNIPLEX	212	0	3	31	0	34
5	DENZIL SENIOR CENTRE	341	1	1	81	0	83
6	REWARD COMMUNITY HALL	275	1	0	38	0	39
7	TRAMPING LAKE COMMUNITY HALL	299	0	2	14	0	16
8	LANDIS AND DISTRICT CENTRE	266	0	16	49	0	65
9	HANDEL COMMUNITY HALL	251	3	1	56	0	60
10	PRAIRIELAND COMMUNITY CENTRE	177	0	4	16	0	20
11	PRAIRIELAND COMMUNITY CENTRE	366	1	5	64	0	70
12	PRAIRIELAND COMMUNITY CENTRE	328	0	5	43	0	48
13	LUSELAND SALVADOR HOMECOMING HALL	192	6	2	39	0	47
14	LUSELAND SALVADOR HOMECOMING HALL	237	1	6	49	0	56
15	LUSELAND SALVADOR HOMECOMING HALL	225	0	11	67	0	78
16	LUSELAND SALVADOR HOMECOMING HALL	176	0	4	18	0	22
17	COMBINED WITH POLL 18	-	-	-	-	-	-
18	MAJOR CENTENNIAL HALL	328	1	2	43	0	46
19	COLEVILLE COMMUNITY HALL	403	2	2	107	0	111
20	COMBINED WITH POLL 19	-	-	-	-	-	-
21	COMBINED WITH POLL 22	-	-	-	-	-	-
22	DODSLAND LEGION COMMUNITY HALL	470	2	0	112	0	114
23	BROCK COMMUNITY CENTRE	283	0	7	69	0	76
24	KINDERSLEY ELKS HALL	412	1	10	77	0	88
25	KINDERSLEY ELKS HALL	450	3	12	82	0	97
26	KINDERSLEY ELKS HALL	268	0	9	65	0	74
27	KINDERSLEY ELKS HALL	238	0	8	51	0	59
28	KINDERSLEY CHRISTIAN FELLOWSHIP	290	1	12	56	0	69
29	CALEB VILLAGE	345	0	4	51	0	55
30	KINDERSLEY CHRISTIAN FELLOWSHIP	249	1	2	48	0	51
31	COMBINED WITH POLL 32	-	-	-	-	-	-
32	KINDERSLEY CHRISTIAN FELLOWSHIP	488	2	2	91	0	95
33	KINDERSLEY CHRISTIAN FELLOWSHIP	181	0	4	28	0	32
34	KINDERSLEY ELKS HALL	315	1	7	47	0	55
35	KINDERSLEY ELKS HALL	238	0	5	31	1	36
36	FLAXCOMBE COMMUNITY HALL	212	1	2	60	0	63
37	MARENGO COMMUNITY HALL	244	1	4	77	0	82
38	EATONIA OASIS LIVING	353	5	2	100	0	107
39	EATONIA OASIS LIVING	341	1	17	106	0	124
40	GLIDDEN COMMUNITY HALL	236	1	9	52	0	62
41	ESTON COMMUNITY COMPLEX	295	2	9	55	1	66
42A/42B	ESTON COMMUNITY COMPLEX	452	5	13	75	0	93

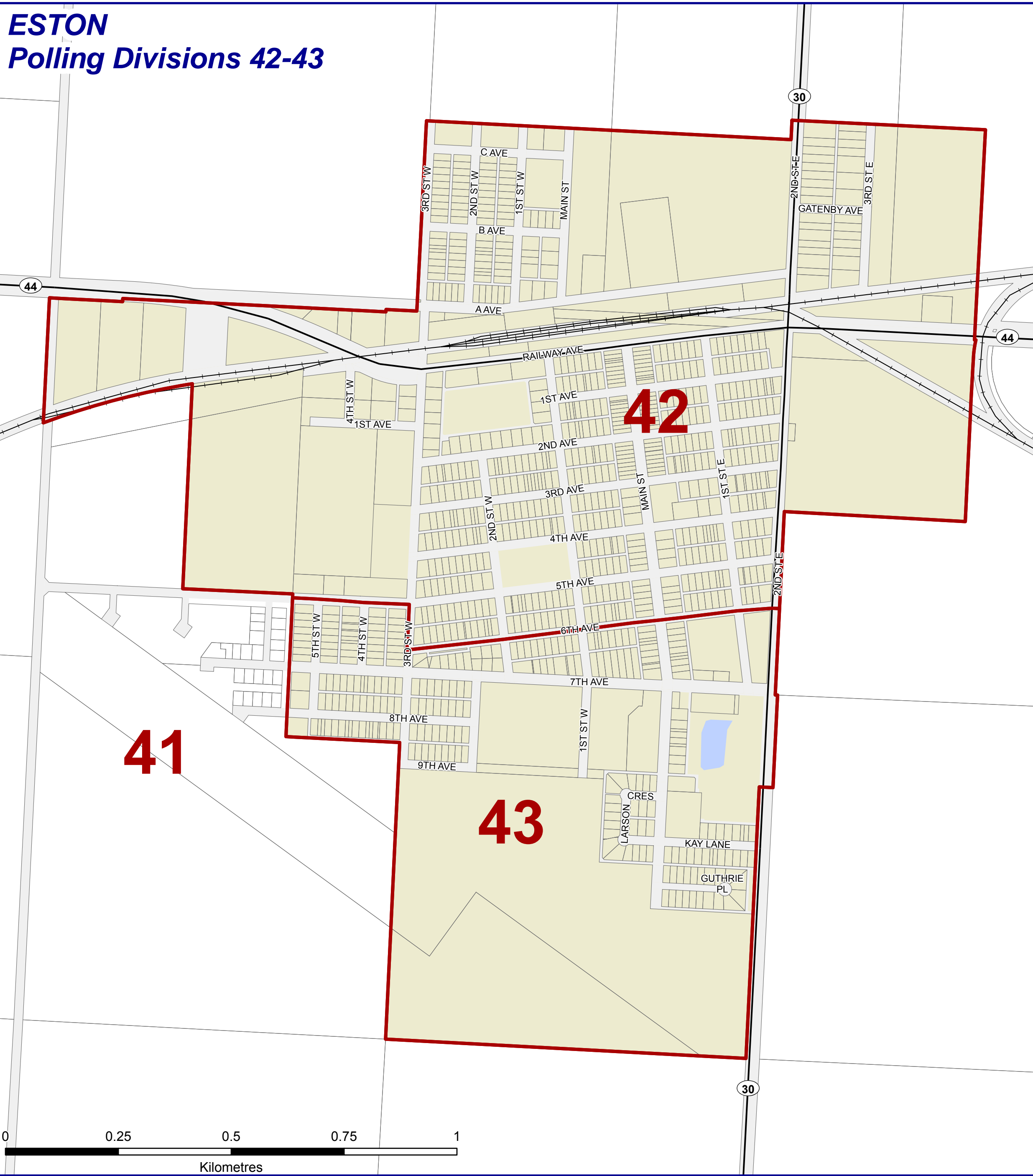
KINDERSLEY
Polling Divisions 25-35



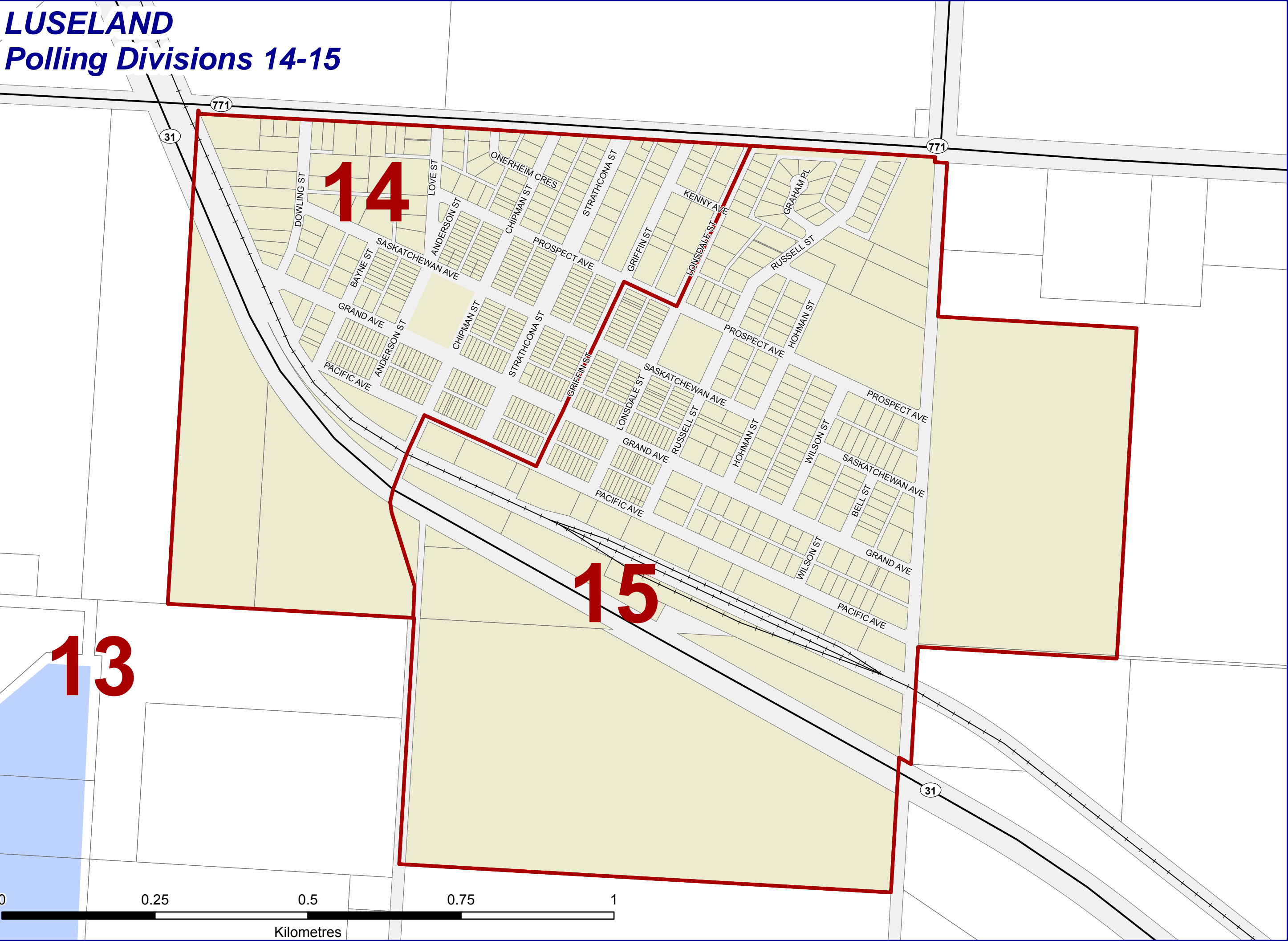
KERROBERT
Polling Divisions 11-12



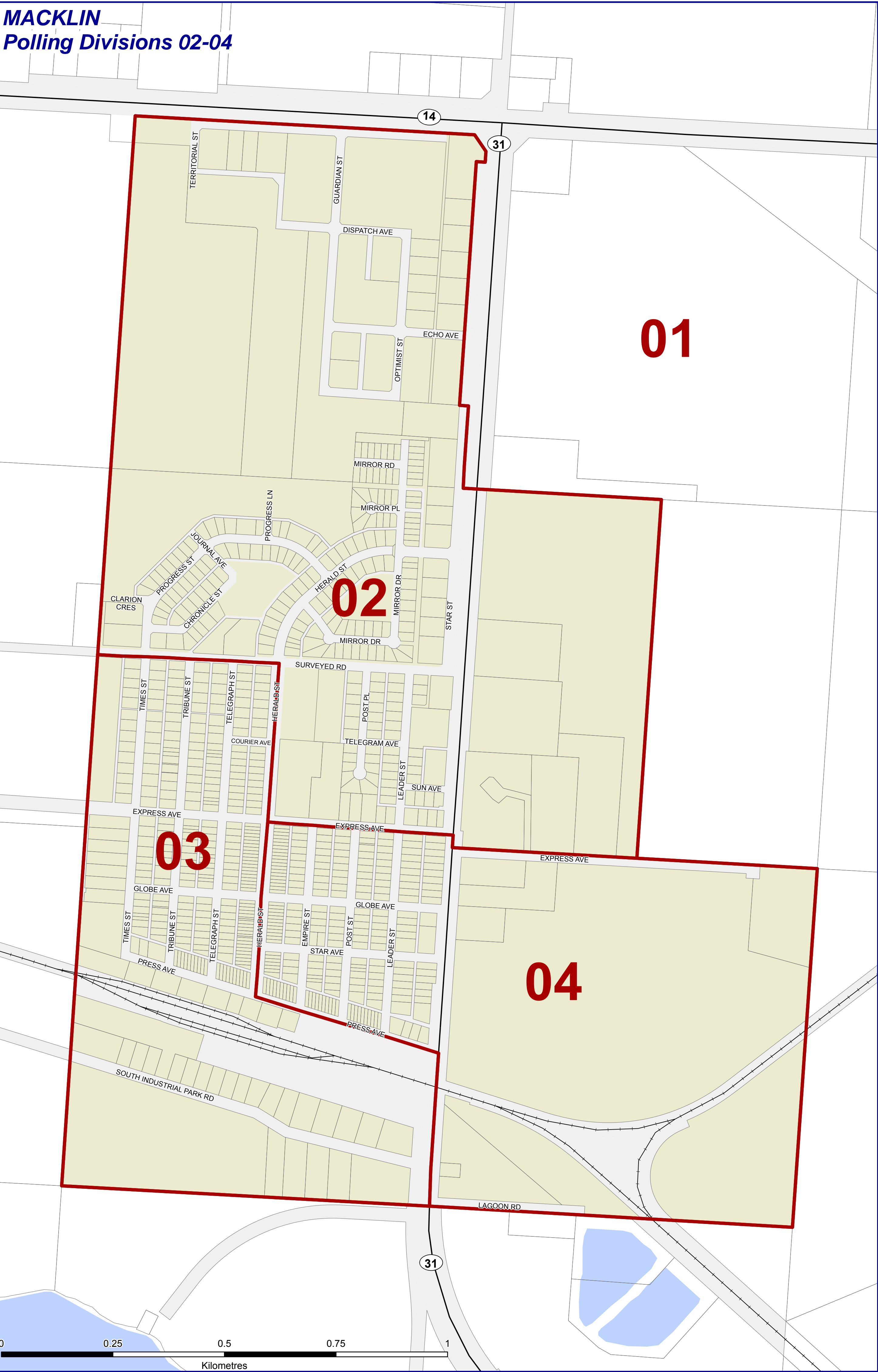
ESTON
Polling Divisions 42-43



LUSELAND
Polling Divisions 14-15

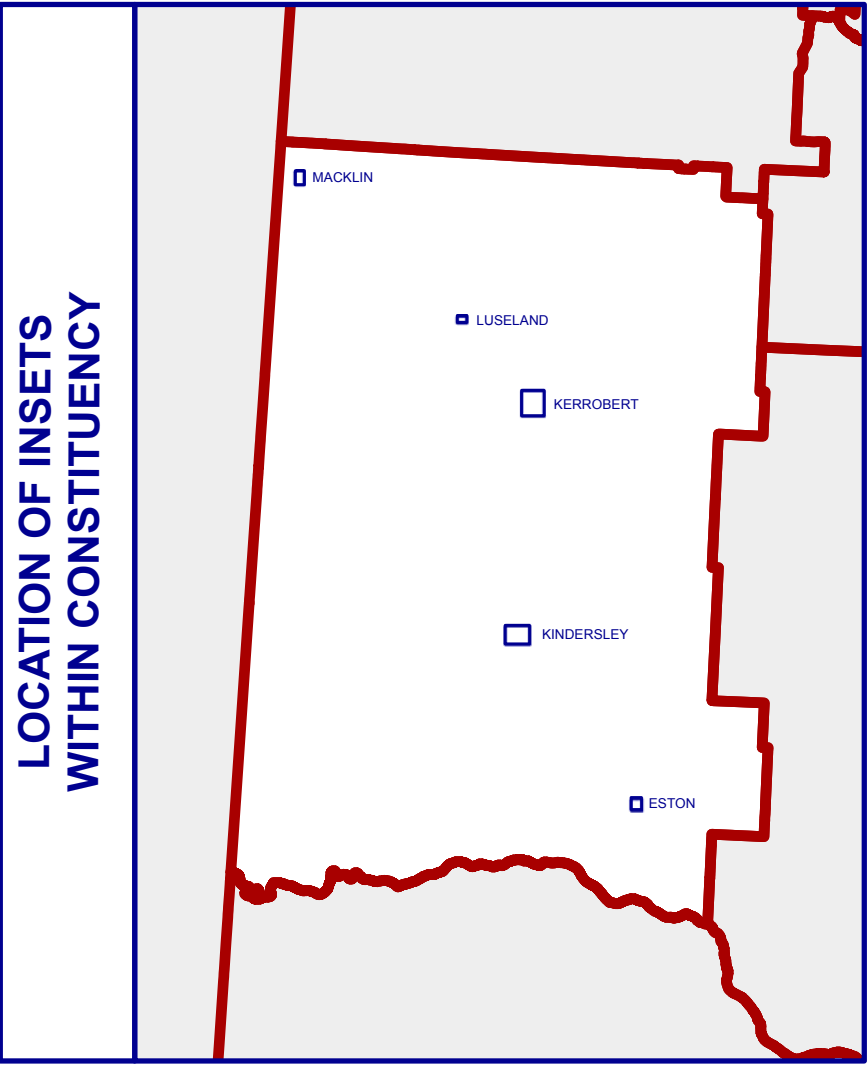


MACKLIN
Polling Divisions 02-04



Saskatchewan
Provincial
Electoral
Constituency

**Kindersley
Insets**

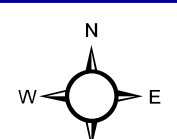


Legend

- Urban Municipality
- Parcel
- Road/Rail Allowance
- Water
- Highway
- Railway

Inset Maps

Creation Date
01/09/2015
Version 1.2



Saskatchewan constituency boundaries are drawn in accordance with the Representation Act, 2012 and any amendments thereto. These maps have been produced solely for the purpose of identifying polling divisions within each constituency.

Source data has been adapted from Information Services Corporation of Saskatchewan, Sask Cadastre (Surface) dataset and administrative overlays. Reproduced with the permission of Information Services Corporation of Saskatchewan.

All data captured on this map is current as of the retrieval date of December 2016, unless otherwise stated.



VOTE SUMMARY BY CONSTITUENCY POLLING DIVISION

APPENDIX I

KINDERSLEY

Poll	Poll Name	Reg. Voters	Yvonne Potter-Pihach SGP	Travis Hebert NDP	Ken Francis SKP	Rejected Ballots	Votes for Candidates
43	ESTON COMMUNITY COMPLEX	298	0	12	46	0	58
AP	AP #1 KERROBERT SENIORS' HALL	-	0	20	125	0	145
AP	AP #2 MACKLIN COMMUNIPLEX	-	2	6	174	0	182
AP	AP #3 - CALEB VILLAGE	-	8	48	273	0	329
AP	AP #4 - CALEB VILLAGE	-	5	34	248	0	287
AP	AP #5 ESTON COMMUNITY COMPLEX	-	4	17	122	0	143
AP	AP #6 MAJOR CENTENNIAL HALL	-	0	3	33	0	36
AP	AP #7 TRAMPING LAKE COMMUNITY HALL	-	2	3	59	0	64
	ABSENTEE	-	0	1	6	0	7
MP1	TEAM 1 MOBILE	54	2	2	22	0	26
MP2	TEAM 2 MOBILE	52	3	2	10	0	15
MP3	TEAM 3 MOBILE	45	0	3	7	0	10
MP4	TEAM 4 MOBILE	29	1	11	10	0	22

TOTALS	11782	74	376	3345	2	3795
CANDIDATE ELECTED - KEN FRANCIS						
PLURALITY	2969					
% REGISTERED VOTERS WHO VOTED	32.23%					
% BY PARTY		1.95%	9.91%	88.14%		

Spending at a Glance

	Total Expenditures	% of Total Spending
Central Administration	\$ 171,064	53%
Field/Constituency	132,538	41%
Election Expenses & Audit Fee Reimbursements		
Registered Political Parties	2,930	1%
Candidates	17,640	5%
Total	\$ 324,172	100%

Expenditure Details

	Total Expenditures	% of Total Expenditures
Central Administration		
<i>Administration</i>		
Staffing	\$ 18,581	6%
Payroll Taxes/Service Fees	5,296	2%
Field/Constituency Supervisors	19,219	6%
Contractual Services	15,189	5%
System Development	8,123	3%
Communications	65,252	20%
Furniture & Equipment Rental	2,421	1%
Facilities Rental	963	0%
Training	5,894	2%
Travel/Business	4,265	1%
Postage, Courier & Freight	12,336	4%
Office Supplies	813	0%
Printing - Forms	12,712	4%
Total Central Administration Expenditures	\$ 171,064	53%

Field/Constituency

Election Officials - Salaries

Returning Office Staff		
<i>Returning Officer</i>	\$ 12,260	4%
<i>Election Clerk</i>	9,847	3%
<i>Other Office Staff</i>	8,572	3%
	\$ 30,679	10%
Poll Officials		
<i>Supervisory Deputy Returning Officers</i>	\$ 2,819	1%
<i>Deputy Returning Officers</i>	20,745	6%
<i>Poll Clerks</i>	16,928	5%
<i>Other Poll Staff</i>	11,880	4%
	\$ 52,372	16%
Total Salaries	\$ 83,051	26%

Administration

Office Rent & Utilities	\$ 7,753	2%
Office Furniture & Equipment	8,022	2%
Poll Rentals	8,634	3%
Printing - Forms & Ballots	4,481	1%
Janitorial, Snow Removal, etc.	17,268	5%
Travel/Business	538	0%
Telephone/Internet	2,264	1%
Office Supplies	442	0%
Postage, Courier & Freight	85	0%
Total Administration	\$ 49,487	15%

Total Field/Constituency Expenditures	\$ 132,538	41%
--	-------------------	------------

Election Expenses & Audit Fee Reimbursements

Registered Political Parties

Election Expenses	\$ -	0%
Auditors' Fees	2,930	1%
	\$ 2,930	1%

Candidates

Election Expenses	\$ 15,549	4%
Auditors' Fees	2,091	1%
	\$ 17,640	5%

Total Reimbursements	\$ 20,570	6%
-----------------------------	------------------	-----------

Total Kindersley Election Expenditures	\$ 324,172	100%
---	-------------------	-------------

**2018 Kindersley By-Election
Central Administration Expenditures**

APPENDIX III

Spending at a Glance

	Total Expenditures	% of Total Spending
Central Administration	\$ 171,064	98%
Election Expenses & Audit Fee Reimbursements		
Registered Political Parties	2,930	2%
Total	\$ 173,994	100%

Expenditure Details

	Total Expenditures	% of Total Expenditures
Central Administration		
Administration		
Staffing	\$ 18,581	11%
Payroll Taxes/Service Fees	5,296	3%
Field/Constituency Supervisors	19,219	11%
Contractual Services	15,189	9%
System Development	8,123	5%
Communications	65,252	38%
Furniture & Equipment Rental	2,421	1%
Facilities Rental	963	1%
Training	5,894	3%
Travel/Business	4,265	2%
Postage, Courier & Freight	12,336	7%
Office Supplies	813	0%
Printing - Forms	12,712	7%
Total Central Administration Expenditures	\$ 171,064	98%

Election Expenses & Audit Fee Reimbursements

Registered Political Parties

Election Expenses	\$ -	0%
Auditors' Fees	2,930	2%
	2,930	2%

Total Reimbursements	\$ 2,930	2%
-----------------------------	-----------------	-----------

Total Kindersley Central Administration Expenditures	\$ 173,994	100%
---	-------------------	-------------

2018 Kindersley By-Election Constituency Expenditures

APPENDIX IV

Spending at a Glance

	Total By- Election Expenditures	% of Total By- Election Expenditures
Election Officials - Salaries	\$ 83,051	55%
Administration	49,487	33%
Field/Constituency Expenditures	132,538	88%
Election Expense Reimbursements Paid	17,640	12%
Constituency Expenditures	\$ 150,178	100%

Expenditure Details

	Kindersley Actuals - By- Election	% of Total By- Election Expenditures
Field/Constituency		
Election Officials - Salaries		
Returning Office Staff		
<i>Returning Officer</i>	12,260	8%
<i>Election Clerk</i>	9,847	7%
<i>Other Office Staff</i>	8,572	5%
	30,679	20%
Poll Officials		
<i>Supervisory Deputy Returning Officers</i>	2,819	2%
<i>Deputy Returning Officers</i>	20,745	14%
<i>Poll Clerks</i>	16,928	11%
<i>Other Poll Staff</i>	11,880	8%
	52,372	35%
Total Salaries	83,051	55%
Administration		
Office Rent & Utilities	7,753	5%
Office Furniture & Equipment	8,022	5%
Poll Rentals	8,634	6%
Printing - Forms & Ballots	4,481	3%
Travel/Business	17,268	11%
Janitorial, Snow Removal, etc	538	0%
Telephone/Internet	2,264	2%
Office Supplies	442	0%
Postage, Courier & Freight	85	0%
Total Administration	49,487	33%
Total Field/Constituency Expenditures	132,538	88%
Election Expense Reimbursements		
Candidate Election Expenses	15,549	10%
Auditors' Fees	2,091	1%
Total Election Expense Reimbursements	17,640	12%
Total Kindersley Constituency Expenditures	150,178	100%

Summary of Expenses Incurred and Reimbursements Paid: Registered Political Parties

APPENDIX V

Registered Political Party	Hire of Premises (\$)	Advertising (\$)	Services (\$)	Goods Supplied (\$)	Travel and Hire of Vehicle (\$)	Total Expenses (\$)	Total Reimbursable Expenses (\$) (a)	Amount of Reimbursement (\$)
Saskatchewan Green Party	-	-	-	-	-	-	-	(b)
New Democratic Party, Sask. Section	-	3,973.20	11,042.37	92.13	66.54	15,174.24	-	(b)
Saskatchewan Party	-	24,986.91	15,617.53	110.17	4,892.30	45,606.91	-	(c)
Totals	-	28,960.11	26,659.90	202.30	4,958.84	60,781.15	-	-

- (a) Maximum allowable election expenses for each Party is \$49,632.
- (b) Party was not eligible for a reimbursement of their election expenses pursuant to subsection 264(1)(a) of The Election Act, 1996.
- (c) Party was not eligible for a reimbursement of their election expenses pursuant to subsection 264(1)(b) of The Election Act, 1996.

Summary of Contributions Received, Expenses Incurred, and Reimbursements Paid: Candidates

APPENDIX VI

Constituency	Contributions Received (\$)	Candidate's Campaign Expenses (\$)	Hire of Premises (\$)	Advertising (\$)	Services (\$)	Goods Supplied (\$)	Travel and Hire of Vehicle (\$)	Total Expenses (\$) (a)	Candidate's Personal Expenses (\$) (c)	Total Reimbursable Expenses (\$)	Amount of Reimbursement (\$)
Kindersley											
Yvonne Potter-Pihach (GP)	-	-	-	-	-	-	-	-	-	-	(b)
Travis Hebert (NDP)	13,201.38	745.26	-	2,611.43	3,459.75	192.86	2,892.92	9,902.22	546.51	-	(b)
Ken Francis (SKP)	83,318.00	20.00	845.00	23,600.43	488.70	835.97	244.34	26,034.44	140.00	25,914.44	15,548.66
Totals	96,519.38	765.26	845.00	26,211.86	3,948.45	1,028.83	3,137.26	35,936.66	686.51	25,914.44	15,548.66

(a) Maximum allowable election expenses for each Candidate are \$59,641.

(b) Candidate was not eligible for a reimbursement of their election expenses pursuant to subsection 265(1)(a) of The Election Act, 1996.

(c) Candidates' personal expenses are not included in the total expenses.

