

ELECTIONS SASKATCHEWAN

Report of the Chief Electoral Officer
on the conduct of the Constituency of
Swift Current By-Election

March 1, 2018





September 24, 2019

The Honourable Mark Docherty
Speaker of the Legislative Assembly
129-2405 Legislative Drive
Regina, SK S4S 0B3

Dear Mr. Speaker:

Pursuant to Section 286 of *The Election Act, 1996*, I have the privilege of presenting the Report of the Chief Electoral Officer for the by-election held on March 1, 2018 in the Constituency of Swift Current.

Sincerely,

A handwritten signature in blue ink that reads 'Michael D. Boda'.

Michael D. Boda, D.Phil., Ph.D.
Chief Electoral Officer
Province of Saskatchewan

Elections Saskatchewan

*301 – 3303 Hillside Street
Regina, Saskatchewan
Canada S4S 6W9

Telephone: 306.787.4000
Toll Free: 1.877.958.8683
Fax: 306.787.4052

Email: info@elections.sk.ca
Web: elections.sk.ca

Constituency of Swift Current By-Election Report

Table of Contents

Letter of Transmittal	
Introduction	1
Key Dates	1
Constituency of Swift Current Boundaries	2
Candidate Nomination	2
Polling	2
Results	3
By-Election Expense Overview	4
Registered Political Party and Candidate Financial Reporting	4
Orders and Authorizations of the Chief Electoral Officer	6
Contents of this Report	7

Appendices

- Appendix I – Vote Summary by Constituency Polling Division
- Appendix II – Swift Current By-Election Expenditures:
Spending at a Glance
- Appendix III – Swift Current By-Election Expenditures:
Central Administration Expenditures
- Appendix IV – Swift Current By-Election Expenditures:
Constituency Expenditures
- Appendix V – Summary of Expenses Incurred and
Reimbursements Paid – Registered Political Parties
- Appendix VI – Summary of Contributions Received, Expenses
Incurred and Reimbursements Paid – Candidates

Introduction

On January 31, 2018, Mr. Brad Wall, MLA for the constituency of Swift Current, resigned. Pursuant to section 43 of *The Legislative Assembly Act, 2007*, the Speaker of the Legislative Assembly informed Saskatchewan's Chief Electoral Officer, Dr. Michael Boda, on January 24, 2018, of the pending vacancy in the constituency.

On February 2, 2018, pursuant to an Order of the Lieutenant Governor in Council, a writ of election was issued by the Chief Electoral Officer to Ms. Laureen Debusschere, Returning Officer for the Constituency of Swift Current. The writ ordered that a by-election be held on Thursday, March 1, 2018.

At the time of the March 1 by-election, standing in the Legislative Assembly was: 46 Saskatchewan Party, 12 New Democratic Party and 3 vacant. By-elections were also held in the constituencies of Kindersley and Melfort on March 1, 2018.

Key Dates

Friday, February 2	Writ issued
Tuesday, February 13	Nomination of candidates closed (2 p.m.)
Friday, February 23 to Tuesday, February 27	Advance Voting
Thursday, March 1	By-Election Day (9 a.m. to 8 p.m.)
Monday, March 12	Deadline for receipt of absentee voter certificate envelopes (postmarked no later than 8 p.m. on By-Election Day) (12 p.m.)
Tuesday, March 13	Final Count
Saturday, March 24	Return to the Writ
Friday, June 1	Audited candidate's return of election expenses due
Tuesday, September 4	Audited registered political party's return of election expenses due

Constituency of Swift Current Boundaries

The boundaries of the constituency of Swift Current were enacted under *The Representation Act, 2012* on the recommendation of the Constituency Boundaries Commission, as established under *The Constituency Boundaries Act, 1993*.

The constituency of Swift Current polling division map is included in Appendix I.

Candidate Nomination

Nomination of candidates concluded on February 13, 2018 at 2 p.m. At the close of nominations, four candidates had been officially nominated:

Candidate	Registered Political Party	Abbreviation
Stefan Rumpel	New Democratic Party, Sask. Section	New Democratic Party (N.D.P)
Maria Rose Lewans	Saskatchewan Green Party	Saskatchewan Green Party
Aidan Roy	Saskatchewan Liberal Association	Saskatchewan Liberal Party
Everett Hindley	Saskatchewan Party	Saskatchewan Party

The Registered Political Parties' chief official agents and candidate business managers for the by-election were as follows:

Registered Political Party	Business Manager	Chief Official Agent
New Democratic Party, Sask. Section	Debra Rumpel	John Tzupa
Saskatchewan Green Party	Bev Currie	David Abbey
Saskatchewan Liberal Association	Reid Hill	Pat Bellamy
Saskatchewan Party	Jeremy Rondeau	The Saskatchewan Party Fund Inc. (Patrick Bundrock)

Polling

Advance polls were held on February 23 to 27 at the Swift Current Mall (Unit 403 – 1 Spring Drive, Swift Current).

Advance polls held on a weekday (February 23, 26 and 27) were open from 3 p.m. to 10 p.m. The advance polls held on Saturday, February 24 and Sunday, February 25 were open from 12 noon to 7 p.m.

On by-election day, regular polling stations were open from 9 a.m. to 8 p.m.

Eligible voters unable to attend an advance or regular poll were entitled to vote by absentee ballot. 42 valid votes were cast by absentee ballot.

On by-election day, 5 mobile polls visited 8 locations in the constituency. 204 valid votes were cast at these mobile polls.

A hospital poll was established and operated at the Cypress Regional Hospital from 9 a.m. to 8 p.m. on by-election day. Due to a low number of votes cast, the results for homebound voting were combined with the results from this hospital poll. 14 votes were cast at the combined hospital/homebound poll.

11 ballots were rejected during the counting of votes.

Results

Unofficial electoral results were reported on the evening of March 1, 2018 resulting in Everett Hindley of the Saskatchewan Party being declared Member-Elect.

On March 13, 2018, the Returning Officer conducted the Final Count, which included votes cast by absentee ballot and at the hospital polls. Upon completion of the Final Count, the Returning Officer made a Return to the Writ of Election on March 24, 2018. Poll by poll results can be found in Appendix I.

	Candidate					
Registered Voters	Stefan Rumpel	Maria Rose Lewans	Aidan Roy	Everett Hindley	Total Counted	Rejected
12,357	1,256	67	49	3,815	5,187	11

By-Election Expense Overview

The total cost of the constituency of Swift Current by-election was \$359,050. The costs related to the by-election can be broken into the following broad categories:

- Central Administration (\$159,768)
- Poll Official Salaries (\$45,191)
- Returning Office Staff (\$39,663)
- Field Administration (\$42,035)
- Reimbursements to registered political parties, candidates and auditors (\$72,393)

Details on the categories listed above can be found in Appendix II through IV. It is worth noting that, when comparing the expenses shown in this report for Swift Current with the constituency expenses incurred during the April 2016 general election and reported on in *A Report on the Twenty-Eighth General Election, Volume III*, that for by-elections, Central Administration expenses are directly allocated to the constituency. For the past general election, Central Administration expenses were not reallocated to each constituency but reported separately. Any electoral event necessarily consists of constituency expenses as well as costs related to the planning and overview of the event.

Registered Political Party and Candidate Financial Reporting

Registered Political Parties

Registered political parties are required to file an audited return of their election expenses within six months following polling day — a deadline of September 4, 2018 for the by-election held on March 1, 2018. Registered political party returns are posted on the Elections Saskatchewan website immediately upon being received with an “As Filed” status. After being reviewed, the “As Filed” status document is replaced with one marked “As Reviewed.”

Election expense returns for the N.D.P., Saskatchewan Liberal Party and Saskatchewan Green Party were received by the deadline date. The Saskatchewan Party did not submit its required election expenses return within the prescribed timeline. All four registered political party expense returns had been audited, as required by the Act.

Registered political parties are limited in the amount of money that they can spend in their campaigns by a legislated formula found in section 243 of *The Election Act, 1996*. This formula allows a party to spend the larger of:

- \$49,632; or
- the sum obtained by multiplying the number of voters on the voters list by \$3.99, whichever sum was larger.

For this by-election, the standard expense limit of \$49,632 was larger and was therefore the spending limit for all registered political parties.

Any registered political party that obtains 15 percent or more of the valid votes cast across the constituency, and whose chief official agent files a return of election expenses within the time prescribed, is entitled to receive a reimbursement of 50 percent of its eligible expenses. The amount reimbursed to a qualifying party is half of its eligible election expenses, to a maximum of \$24,816.

During the Swift Current by-election, both the Saskatchewan Party and the N.D.P. achieved more than 15 percent of valid votes cast. However, as per subsection 264(1)(b) of the Act, the Saskatchewan Party did not submit its required election expenses return within the time prescribed in legislation and therefore did not receive reimbursement. The N.D.P. received a reimbursement of \$21,579.35.

Candidates

Candidates are required to file an audited candidate's return of their election expenses within three months of polling day – for this by-election, that deadline was June 1, 2018. Candidate returns are posted on the Elections Saskatchewan website immediately upon being received with an "As Filed" status. After being reviewed, the "As Filed" status document is replaced with one marked "As Reviewed."

Candidates are limited in the amount of money that they can spend in their respective campaigns by the legislated formula found in section 252 of *The Election Act, 1996*. This formula allows for a candidate to spend the larger of:

- \$59,641; or
- the sum obtained by multiplying the number of voters on the voters list by \$3.99, whichever sum was larger.

For this by-election, the standard expense limit of \$59,641 was larger and was therefore the spending limit for all candidates.

Any candidate that obtains 15 percent or more of the total valid votes cast in their constituency, and whose business manager files a return of election expenses within the time prescribed, is entitled to receive a public reimbursement of an amount equal to 60 percent of their eligible election expenses, which for the Swift Current by-election would be a maximum of \$35,784.60.

During the Swift Current by-election, two candidates qualified for reimbursement:

- Stefan Rumpel (N.D.P.): \$18,407.51
- Everett Hindley (Saskatchewan Party): \$26,735.16

Two of the four candidates filed their returns respecting contributions received and election expenses incurred in the course of the by-election, duly audited, on or before the respective deadlines. The N.D.P. and Liberal Party candidates asked for and received extensions from the Chief Electoral Officer to prepare and file their returns. For more information, see Orders and Authorizations of the Chief Electoral Officer further down in this section.

Auditors

Every registered political party and candidate must appoint an auditor. When reviewing the spending and financial records of a candidate or party, the auditor must employ generally accepted accounting principles and generally accepted auditing standards.

An auditor's duties involve a thorough examination of the accounting records of a candidate or party, permitting him or her to reach an opinion as to whether the return properly presents the transactions contained in the accounting records on which the return is based. It is required that the candidate's business manager or the party's chief official agent provide the information and explanations that are necessary to facilitate preparation of the auditor's report. The auditor is responsible for reporting any situations where he or she is suspicious or has reason to believe that proper accounting records were not kept by a candidate or party.

The cost of an auditor's account of a candidate or political party's election expense return is reimbursable regardless of whether the candidate/party otherwise qualifies for reimbursement. The maximum reimbursement for auditing services for a candidate's or party's return was \$990 and \$3,050 respectively.

Orders and Authorizations of the Chief Electoral Officer

The Chief Electoral Officer may make exceptions to *The Election Act, 1996's* financial reporting provisions for election purposes for both registered political parties and candidates. In such instances, the legislation mandates the Chief Electoral Officer report on the situation and events surrounding the order or authorization granted.

Pursuant to subsection 262(7) of *The Election Act, 1996*, the Chief Electoral Officer granted two orders for the extension of time to prepare and file the required candidate's return of election expenses, form E-412. This authorization is listed below.

Registered Political Party	Business Manager	Candidate	Number of Extensions Granted
New Democratic Party, Sask. Section	Debra Rumpel	Stefan Rumpel	1
Saskatchewan Liberal Association	Reid Hill	Aidan Roy	1

Contents of this Report

This report provides detailed information on the administration of the March 1, 2018 by-election in the constituency of Swift Current.

Appendix I provides a constituency map (with polling divisions) alongside poll by poll results from the by-election. Where necessary, results have been combined to protect the secrecy of individual votes.

Appendix II shows the cost of the 2018 Swift Current by-election “at a glance,” including all central and field administration expenses as well as reimbursement costs.

Appendix III provides a more detailed look at Central Administration expenses, including costs paid as reimbursements to registered political parties and their auditors.

Appendix IV shows constituency expenditures in more detail, including reimbursements to candidates and their auditors.

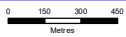
Appendix V provides a summary table of expenses incurred by, and reimbursements paid to, registered political parties.

Finally, **Appendix VI** shows a summary of contributions received, expenses incurred by, and reimbursements paid to candidates for the Swift Current by-election.

Appendices

- I. Vote Summary by Constituency Polling Division
- II. Swift Current By-Election Expenditures: Spending at a Glance
- III. Swift Current By-Election Expenditures: Central Administration Expenditures
- IV. Swift Current By-Election Expenditures: Constituency Expenditures
- V. Summary of Expenses Incurred and Reimbursements Paid – Registered Political Parties
- VI. Summary of Contributions Received, Expenses Incurred and Reimbursements Paid – Candidates

Swift Current:
Overview

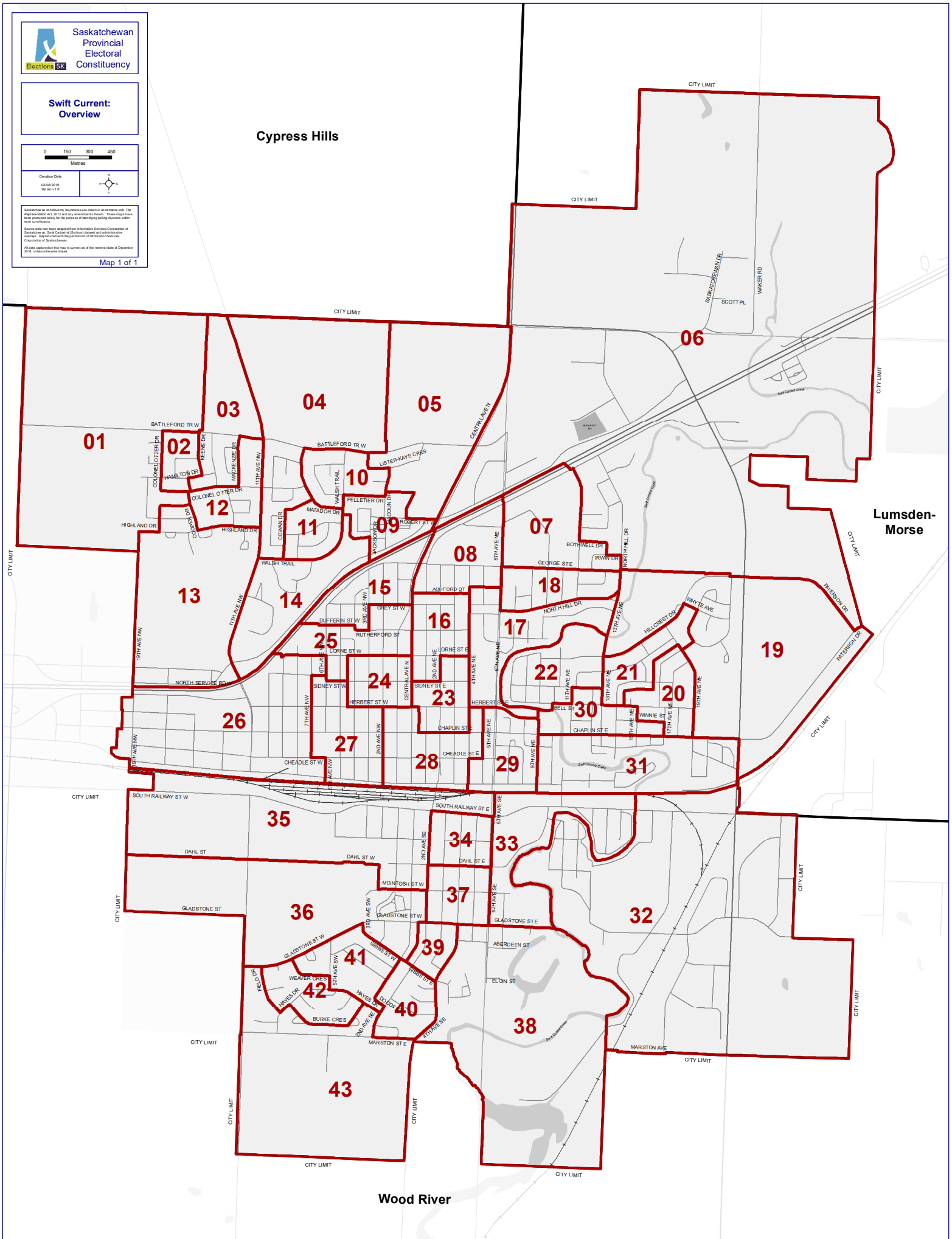


Saskatchewan constituency boundaries are shown in accordance with the Representation Act, 2017 and any amendments thereto. These maps have been produced solely for the purpose of identifying polling divisions within each constituency.

Source Data has been selected from Information Services Corporation of Saskatchewan. Some Constituency Boundary changes and administrative overlays. Reproduced with the permission of Information Services Corporation of Saskatchewan.

All data contained in this map is current as of the reference date of December 31st, unless otherwise stated.

Cypress Hills

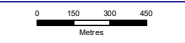


VOTE SUMMARY BY CONSTITUENCY POLLING DIVISION

APPENDIX I

SWIFT CURRENT

Poll	Poll Name	Reg. Voters	Maria Rose Lewans SGP	Aidan Roy LIB	Stefan Rumpel NDP	Everett Hindley SKP	Rejected Ballots	Votes for Candidates
1	SWIFT CURRENT MALL	194	0	0	5	54	0	59
2	SWIFT CURRENT MALL	202	0	0	8	34	0	42
3	SWIFT CURRENT MALL	264	0	2	19	66	0	87
4	SWIFT CURRENT MALL	334	1	1	25	89	0	116
5	SWIFT CURRENT MALL	185	0	0	11	37	0	48
6	SWIFT CURRENT MALL	477	1	0	18	110	0	129
7	O.M. IRWIN SCHOOL	306	0	1	25	50	0	76
8	O.M. IRWIN SCHOOL	271	4	1	18	35	0	58
9	TRAILVIEW ALLIANCE CHURCH	276	1	0	15	64	1	80
10	TRAILVIEW ALLIANCE CHURCH	286	1	0	31	74	1	106
11	TRAILVIEW ALLIANCE CHURCH	274	0	0	27	65	0	92
12	TRAILVIEW ALLIANCE CHURCH	225	0	0	16	48	0	64
13	TRAILVIEW ALLIANCE CHURCH	193	0	0	8	49	0	57
14	TRAILVIEW ALLIANCE CHURCH	304	0	0	16	79	0	95
15	ST. OLAF LUTHERAN CHURCH	267	1	0	21	42	0	64
16	ST. OLAF LUTHERAN CHURCH	302	0	0	23	52	0	75
17	O.M. IRWIN SCHOOL	273	2	1	11	46	0	60
18	O.M. IRWIN SCHOOL	327	1	1	34	81	0	117
19	INNOVATION CREDIT UNION IPLEX	303	1	0	25	84	0	110
20	INNOVATION CREDIT UNION IPLEX	298	2	2	14	72	1	90
21	INNOVATION CREDIT UNION IPLEX	314	1	2	22	84	0	109
22	INNOVATION CREDIT UNION IPLEX	295	1	0	18	70	0	89
23	COMMUNITY BAPTIST CHURCH	215	1	0	11	24	0	36
24	ST. OLAF LUTHERAN CHURCH	256	0	1	8	37	0	46
25	ST. OLAF LUTHERAN CHURCH	308	1	0	19	57	0	77
26	COMMUNITY BAPTIST CHURCH	351	1	0	29	41	0	71
27	COMMUNITY BAPTIST CHURCH	284	2	1	21	34	1	58
28	COMMUNITY BAPTIST CHURCH	226	1	0	9	24	0	34
29	INNOVATION CREDIT UNION IPLEX	334	1	2	16	52	0	71
30	INNOVATION CREDIT UNION IPLEX	256	0	0	19	35	0	54
31	INNOVATION CREDIT UNION IPLEX	301	0	0	19	68	0	87
32	INNOVATION CREDIT UNION IPLEX	112	0	0	11	17	0	28
33	INNOVATION CREDIT UNION IPLEX	244	2	0	13	36	0	51
34	ALPINE CHURCH OF GOD	261	3	2	15	48	1	68
35	FAIRVIEW SCHOOL	238	0	0	9	41	0	50
36	FAIRVIEW SCHOOL	237	3	0	12	36	0	51
37	ALPINE CHURCH OF GOD	283	0	0	10	59	0	69
38	ALPINE CHURCH OF GOD	269	2	1	16	69	0	88
39	ALPINE CHURCH OF GOD	161	0	0	11	38	0	49
40	ALPINE CHURCH OF GOD	325	0	1	27	96	1	124
41	FAIRVIEW SCHOOL	330	0	0	27	85	1	112
42	FAIRVIEW SCHOOL	291	1	0	30	74	0	105

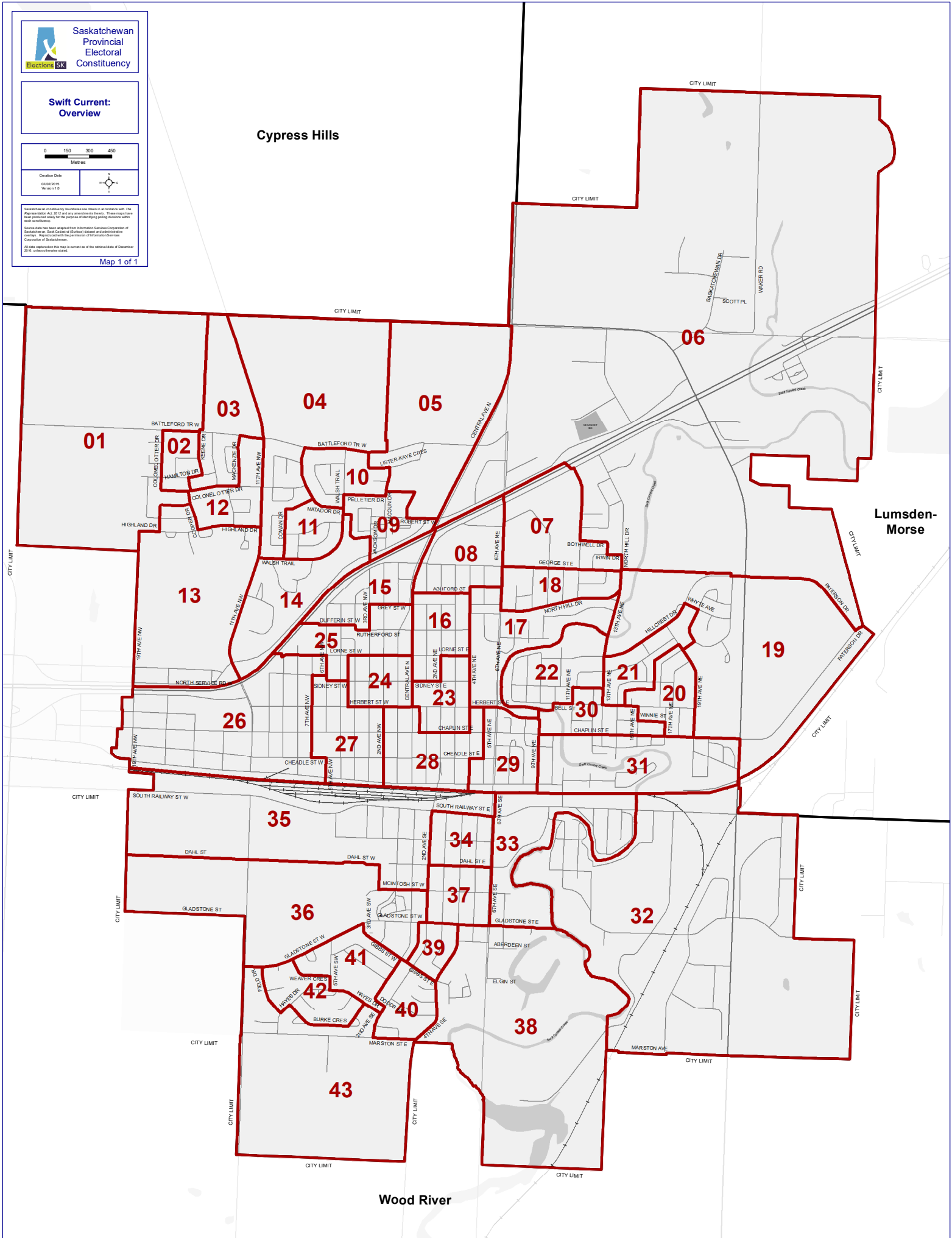


Saskatchewan constituency boundaries are shown in accordance with the Representation Act, 2017 and any amendments thereto. These maps have been produced solely for the purpose of identifying polling divisions within each constituency.

Source data has been selected from Information Services Corporation of Saskatchewan. Some Constituency Boundary changes will automatically overlap. Reproduced with the permission of Information Services Corporation of Saskatchewan.

All data contained in this map is current as of the reference date of December 31st, unless otherwise stated.

Cypress Hills



VOTE SUMMARY BY CONSTITUENCY POLLING DIVISION

APPENDIX I

SWIFT CURRENT

Poll	Poll Name	Reg. Voters	Maria Rose Lewans SGP	Aidan Roy LIB	Stefan Rumpel NDP	Everett Hindley SKP	Rejected Ballots	Votes for Candidates	
43	RIVERVIEW VILLAGE ESTATES	352	0	1	42	113	0	156	
AP	AP #1 - SWIFT CURRENT MALL	-	5	4	142	406	0	557	
AP	AP #2 - SWIFT CURRENT MALL	-	8	7	118	377	1	510	
AP	AP #3 - SWIFT CURRENT MALL	-	7	6	141	398	0	552	
	ABSENTEE	-	0	0	11	31	1	42	
	HOSPITAL/HOMEBOUND	-	0	0	5	9	0	14	
MP1	TEAM 1 MOBILE	133	2	3	15	38	0	58	
MP2	TEAM 2 MOBILE	95	2	0	16	35	0	53	
MP3	TEAM 3 MOBILE	70	3	5	19	36	2	63	
MP4	TEAM 4 MOBILE	55	3	3	1	8	0	15	
MP5	TEAM 5 MOBILE	200	2	1	4	8	0	15	
	HOMEBOUND POLL SWIFT CURRENT	Results combined with Hospital Poll							-

TOTALS	12357	67	49	1256	3815	11	5187
---------------	--------------	-----------	-----------	-------------	-------------	-----------	-------------

CANDIDATE ELECTED - EVERETT HINDLEY

PLURALITY 2559

% REGISTERED VOTERS WHO VOTED 42.07%

% BY PARTY 1.29% 0.94% 24.21% 73.55%

Spending at a Glance

	Total Expenditures	% of Total Spending
Central Administration	\$ 159,768	45%
Field/Constituency	126,889	35%
Election Expenses & Audit Fee Reimbursements		
Registered Political Parties	24,798	7%
Candidates	47,595	13%
Total	\$ 359,050	100%

Expenditure Details

	Total Expenditures	% of Total Expenditures
Central Administration		
<i>Administration</i>		
Staffing	\$ 18,581	5%
Payroll Taxes/Service Fees	4,950	2%
Field/Constituency Supervisors	20,509	6%
Contractual Services	15,051	4%
System Development	8,273	2%
Communications	58,375	16%
Furniture & Equipment Rental	2,710	1%
Facilities Rental	801	0%
Training	5,753	2%
Travel/Business	2,977	1%
Postage, Courier & Freight	11,837	3%
Office Supplies	1,252	1%
Printing - Forms	8,699	2%
Total Central Administration Expenditures	\$ 159,768	45%

Field/Constituency

Election Officials - Salaries

<i>Returning Office Staff</i>		
<i>Returning Officer</i>	\$ 17,313	5%
<i>Election Clerk</i>	8,319	2%
<i>Other Office Staff</i>	14,031	4%
	\$ 39,663	11%
<i>Poll Officials</i>		
<i>Supervisory Deputy Returning Officers</i>	\$ 3,929	1%
<i>Deputy Returning Officers</i>	16,590	5%
<i>Poll Clerks</i>	13,994	4%
<i>Other Poll Staff</i>	10,678	3%
	\$ 45,191	13%
Total Salaries	\$ 84,854	24%

Administration

Office Rent & Utilities	\$ 12,141	3%
Office Furniture & Equipment	11,198	3%
Poll Rentals	4,388	1%
Printing - Forms & Ballots	5,016	1%
Travel/Business	5,412	2%
Janitorial, Snow Removal, etc.	1,130	0%
Telephone/Internet	2,185	1%
Office Supplies	373	0%
Postage, Courier & Freight	192	0%
Total Administration	\$ 42,035	11%

Total Field/Constituency Expenditures	\$ 126,889	35%
--	-------------------	------------

Election Expenses & Audit Fee Reimbursements

Registered Political Parties

Election Expenses	\$ 21,579	6%
Auditors' Fees	3,219	1%
	\$ 24,798	7%

Candidates

Election Expenses	\$ 45,143	12%
Auditors' Fees	2,452	1%
	\$ 47,595	13%

Total Reimbursements	\$ 72,393	20%
-----------------------------	------------------	------------

Total Swift Current Election Expenditures	\$ 359,050	100%
--	-------------------	-------------

**2018 Swift Current By-Election Central
Administration Expenditures**

APPENDIX III

Spending at a Glance

	Total Expenditures	% of Total Spending
Central Administration	\$ 159,768	87%
Election Expenses & Audit Fee Reimbursements		
Registered Political Parties	24,798	13%
Total	\$ 184,566	100%

Expenditure Details

	Total Expenditures	% of Total Expenditures
Central Administration		
<i>Administration</i>		
Staffing	\$ 18,581	10%
Payroll Taxes/Service Fees	4,950	3%
Field/Constituency Supervisors	20,509	11%
Contractual Services	15,051	8%
System Development	8,273	4%
Communications	58,375	32%
Furniture & Equipment Rental	2,710	1%
Facilities Rental	801	0%
Training	5,753	3%
Travel/Business	2,977	2%
Postage, Courier & Freight	11,837	6%
Office Supplies	1,252	1%
Printing - Forms	8,699	5%
Total Central Administration Expenditures	\$ 159,768	87%

Election Expenses & Audit Fee Reimbursements

Registered Political Parties

Election Expenses	\$ 21,579	11%
Auditors' Fees	3,219	2%
	24,798	13%

Total Reimbursements	\$ 24,798	13%
-----------------------------	------------------	------------

Total Swift Current Central Administration Expenditures	\$ 184,566	100%
--	-------------------	-------------

**2018 Swift Current By-Election
Constituency Expenditures**

APPENDIX IV

Spending at a Glance

	Total By- Election Expenditures	% of Total By- Election Expenditures
Election Officials - Salaries	\$ 84,854	49%
Administration	42,035	24%
Field/Constituency Expenditures	126,889	73%
Election Expense Reimbursements Paid	47,595	27%
Constituency Expenditures	\$ 174,484	100%

Expenditure Details

	Swift Current Actuals - By- Election	% of Total By- Election Expenditures
Field/Constituency		
<i>Election Officials - Salaries</i>		
Returning Office Staff		
<i>Returning Officer</i>	17,313	10%
<i>Election Clerk</i>	8,319	5%
<i>Other Office Staff</i>	14,031	8%
	39,663	23%
Poll Officials		
<i>Supervisory Deputy Returning Officers</i>	3,929	2%
<i>Deputy Returning Officers</i>	16,590	10%
<i>Poll Clerks</i>	13,994	8%
<i>Other Poll Staff</i>	10,678	6%
	45,191	26%
Total Salaries	84,854	49%
<i>Administration</i>		
Office Rent & Utilities	12,141	7%
Office Furniture & Equipment	11,198	6%
Poll Rentals	4,388	3%
Printing - Forms & Ballots	5,016	3%
Travel/Business	5,412	3%
Janitorial, Snow Removal, etc.	1,130	1%
Telephone/Internet	2,185	1%
Office Supplies	373	0%
Postage, Courier & Freight	192	0%
Total Administration	42,035	24%
Total Field/Constituency Expenditures	126,889	73%
<i>Election Expense Reimbursements</i>		
Candidate Election Expenses	45,143	26%
Auditors' Fees	2,452	1%
Total Election Expense Reimbursements	47,595	27%
Total Swift Current Constituency Expenditures	174,484	100%

Summary of Expenses Incurred and Reimbursements Paid: Registered Political Parties

APPENDIX V

Registered Political Party	Hire of Premises (\$)	Advertising (\$)	Services (\$)	Goods Supplied (\$)	Travel and Hire of Vehicle (\$)	Total Expenses (\$)	Total Reimbursable Expenses (\$) (a)	Amount of Reimbursement (\$)
Saskatchewan Green Party	-	-	-	-	-	-	-	(b)
Liberal Party	-	-	-	-	-	-	-	(b)
New Democratic Party, Sask. Section	-	3,973.20	38,453.48	420.31	311.70	43,158.69	43,158.69	21,579.35
Saskatchewan Party	-	19,529.21	15,658.49	150.11	2,844.33	38,182.14	-	(c)
Totals	-	23,502.41	54,111.97	570.42	3,156.03	81,340.83	43,158.69	21,579.35

(a) Maximum allowable election expenses for each Party is \$49,632.

(b) Party was not eligible for a reimbursement of their election expenses pursuant to subsection 264(1)(a) of The Election Act, 1996.

(c) Party was not eligible for a reimbursement of their election expenses pursuant to subsection 264(1)(b) of The Election Act, 1996.

Summary of Contributions Received, Expenses Incurred, and Reimbursements Paid: Candidates

APPENDIX VI

Constituency	Contributions Received (\$)	Candidate's Campaign Expenses (\$)	Hire of Premises (\$)	Advertising (\$)	Services (\$)	Goods Supplied (\$)	Travel and Hire of Vehicle (\$)	Total Expenses (\$) (a)	Candidate's Personal Expenses (\$) (c)	Total Reimbursable Expenses (\$)	Amount of Reimbursement (\$)
Swift Current											
Maria Rose Lewans (SGP)	73.60	-	-	54.97	-	-	18.63	73.60	-	-	(b)
Aidan Roy (LIB)	193.94	-	-	173.94	-	-	-	173.94	182.54	-	(b)
Stefan Rumpel (NDP)	35,753.89	-	1,500.00	2,923.78	19,478.26	5,973.97	803.17	30,679.18	-	30,679.18	18,407.51
Everett Hindley (SKP)	55,061.16	-	1,940.40	25,800.39	2,963.23	13,714.00	206.74	44,624.76	-	44,558.60	26,735.16
Totals	91,082.59	-	3,440.40	28,953.08	22,441.49	19,687.97	1,028.54	75,551.48	182.54	75,237.78	45,142.67

(a) Maximum allowable election expenses for each Candidate are \$59,641.

(b) Candidate was not eligible for a reimbursement of their election expenses pursuant to subsection 265(1)(a) of The Election Act, 1996.

(c) Candidates' personal expenses are not included in the total expenses.

