COVID-19

Saskatchewan

September 1, 2020

Electoral Management Dashboard[i]

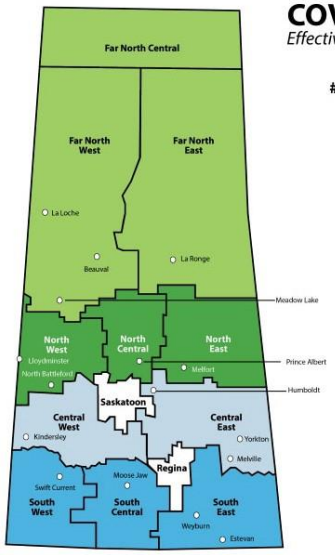

COVID-19 Cases Per Zone

Effective August 31, 2020

# of Positive Cases	# of Active Cases	
0	0	Far North Central
347	1	Far North West
6	0	Far North East
128	8	North West
68	0	North Central
66	1	North East
260	11	Saskatoon
132	1	Regina
161	1	Central West
34	1	Central East
216	4	South West
190	6	South Central
11	0	South East

	September 1	*August 31*
Current Active	*34*	*42*
Total Recovered	*1,561*	*1,549*
Total Cases	*1,619*	*1,615*
Total Hospitalized	*3*	*3*
Total ICU	*2*	*2*
Total Deaths	*24*	*24*

COVID-19 Areas of Current Elevated Activity

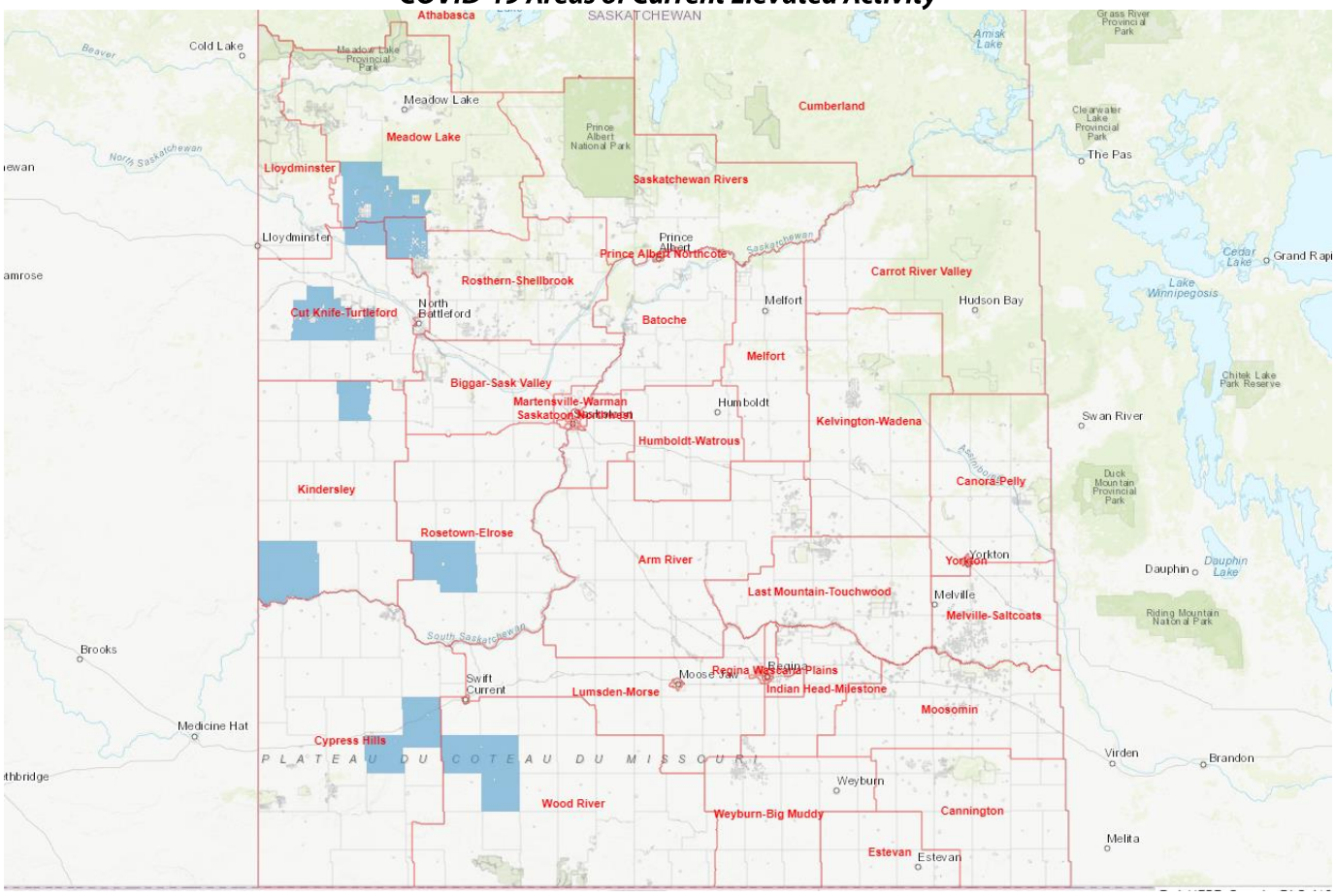

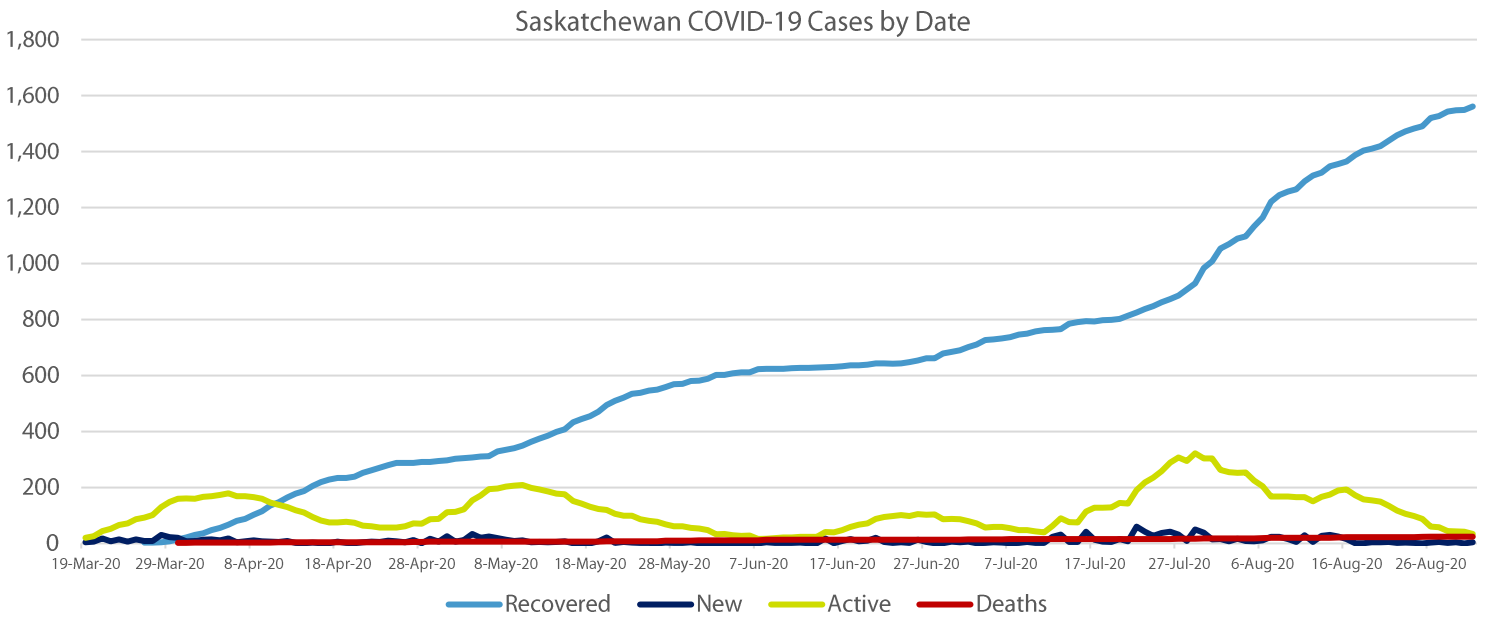
Saskatchewan COVID-19 Cases by Date
1,800
1,600
1,400
1,200
1,000
800
600
400
200
0
19-Mar-20
29-Mar-20
8-Apr-20
18-Apr-20
28-Apr-20
8-May-20
18-May-20
28-May-20
7-Jun-20
17-Jun-20
27-Jun-20
7-Jul-20
17-Jul-20
27-Jul-20
6-Aug-20
16-Aug-20
26-Aug-20
Recovered
New
Active
Deaths


Active Cases in Saskatchewan by Region
Central 9%
North 24%
Saskatoon 32%
Far North 3%
Regina 3%
South 29%


Total Cases in Saskatchewan by Region
Central 11%
Saskatoon 18%
North 15%
Far North 22%
South 26%
Regina 8%

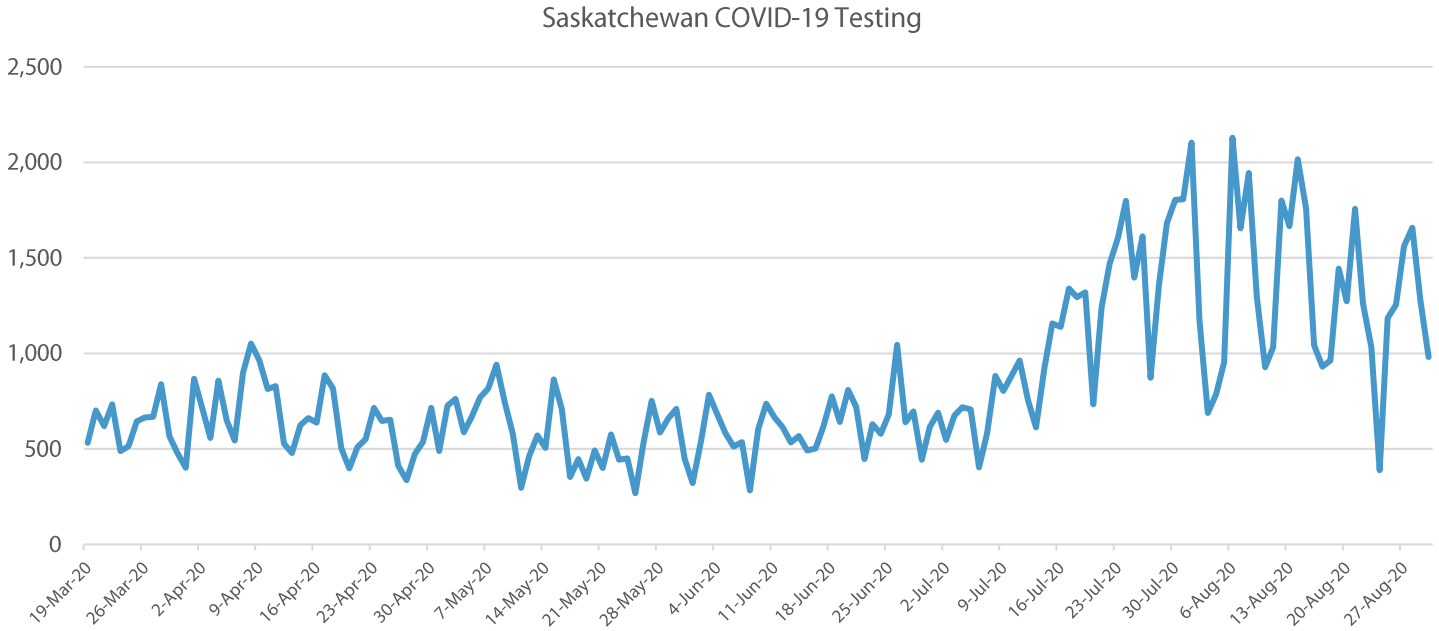
Saskatchewan COVID-19 Testing
2,500
2,000
1,500
1,000
500
0
19-Mar-20
26-Mar-20
2-Apr-20
9-Apr-20
16-Apr-20
23-Apr-20
30-Apr-20
7-May-20
14-May-20
21-May-20
28-May-20
4-Jun-20
11-Jun-20
18-Jun-20
25-Jun-20
2-Jul-20
9-Jul-20
16-Jul-20
23-Jul-20
30-Jul-20
6-Aug-20
13-Aug-20
20-Aug-20
27-Aug-20

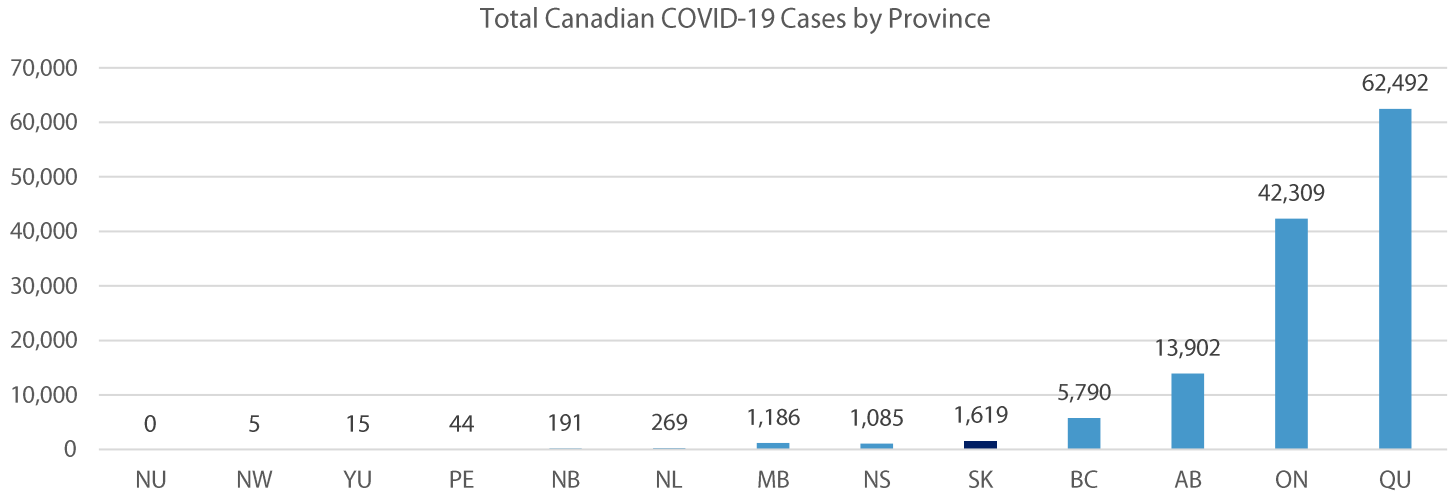
Total Canadian COVID-19 Cases by Province
70,000
60,000
50,000
40,000
30,000
20,000
10,000
0
0
5
15
44
191
269
1,186
1,085
1,619
5,790
13,902
42,309
62,492
NU
NW
YU
PE
NB
NL
MB
NS
SK
BC
AB
ON
QU

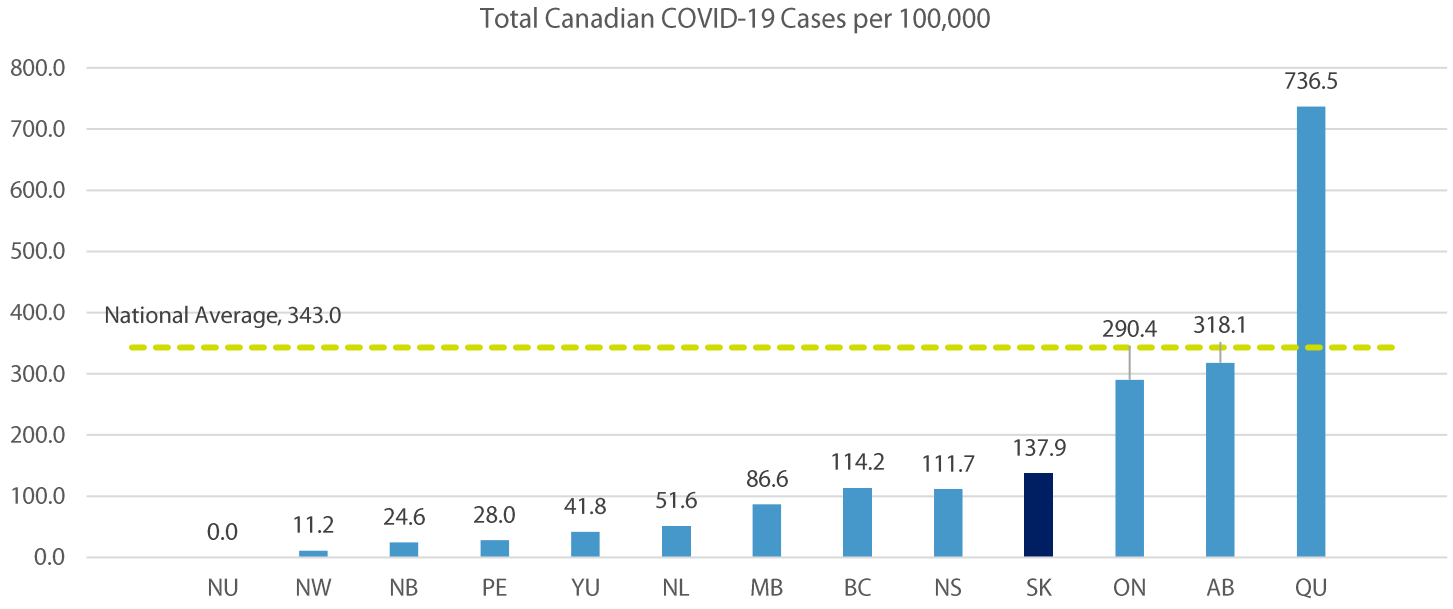
Total Canadian COVID-19 Cases per 100,000
800.0
700.0
600.0
500.0
400.0
300.0
200.0
100.0
0.0
National Average, 343.0
0.0
11.2
24.6
28.0
41.8
51.6
86.6
114.2
111.7
137.9
290.4
318.1
736.5
NU
NW
NB
PE
YU
NL
MB
BC
NS
SK
ON
AB
QU

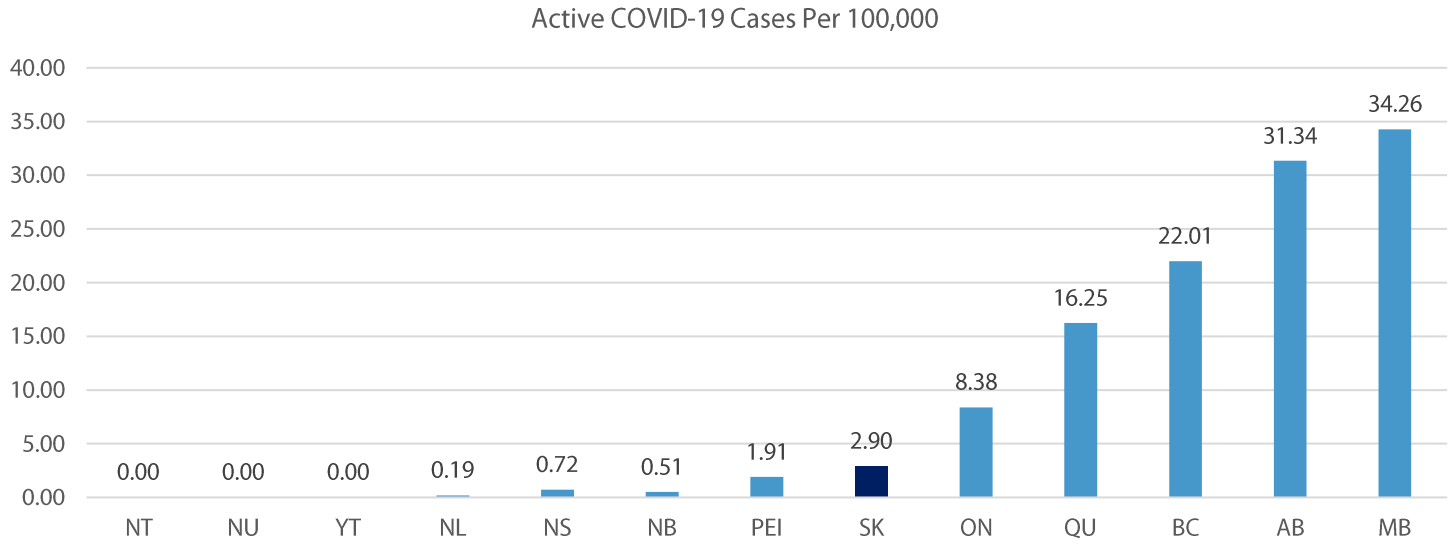
Active COVID-19 Cases Per 100,000
40.00
35.00
30.00
25.00
20.00
15.00
10.00
5.00
0.00
0.00
0.00
0.00
0.19
0.72
0.51
1.91
2.90
8.38
16.25
22.01
31.34
34.26
NT
NU
YT
NL
NS
NB
PEI
SK
ON
QU
BC
AB
MB

Canadian COVID-19 Deaths by Province

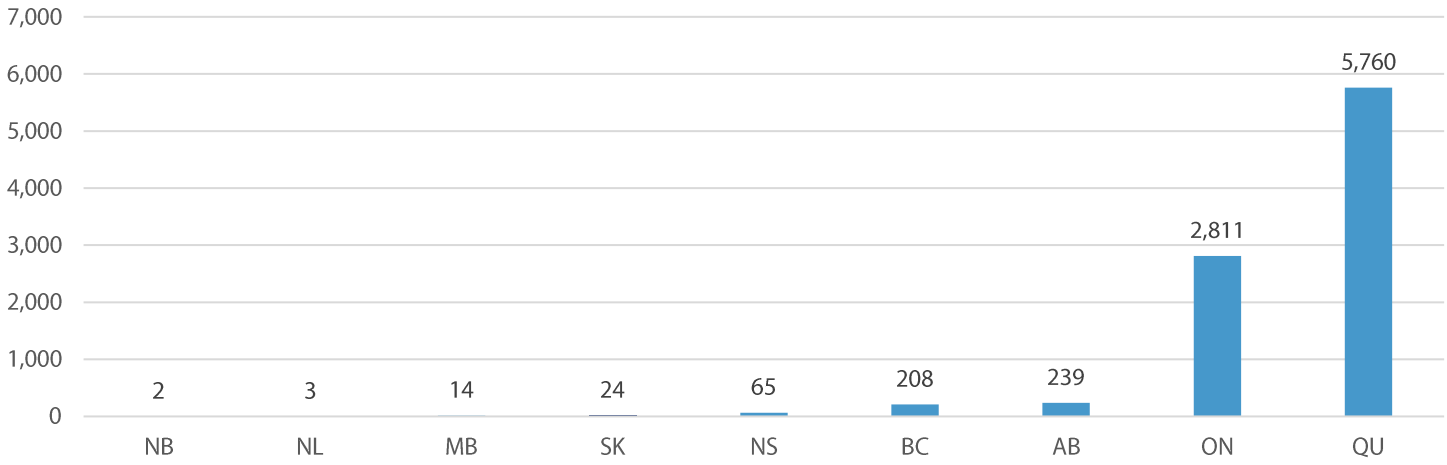

Canadian Case Fatality Rate

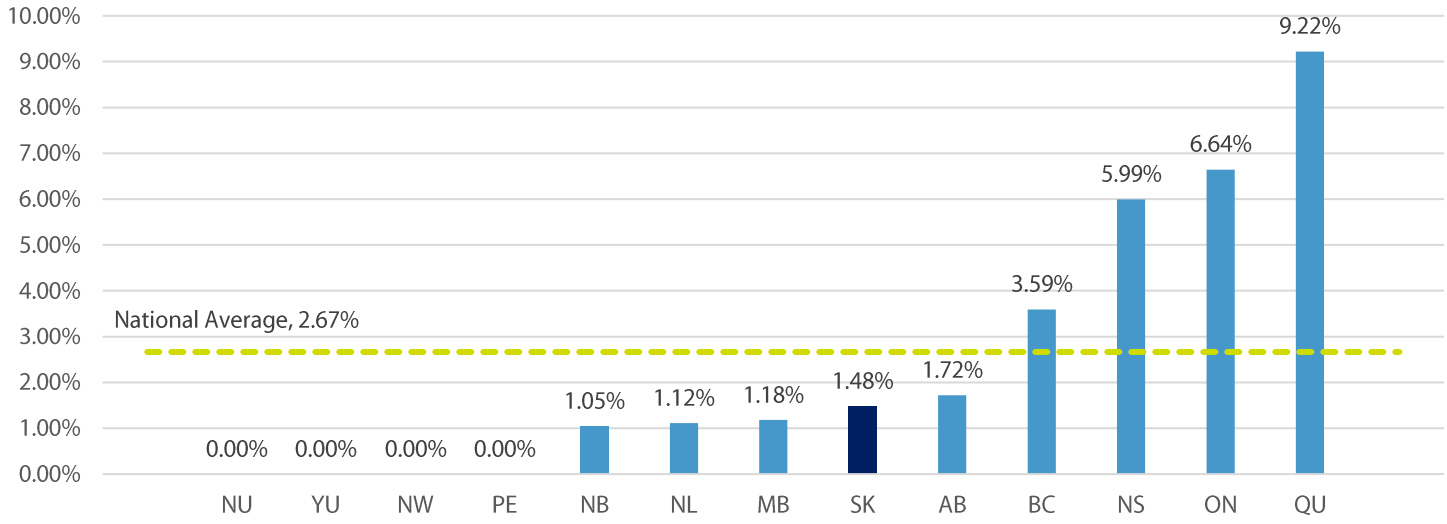

Canadian COVID-19 Cases by Date

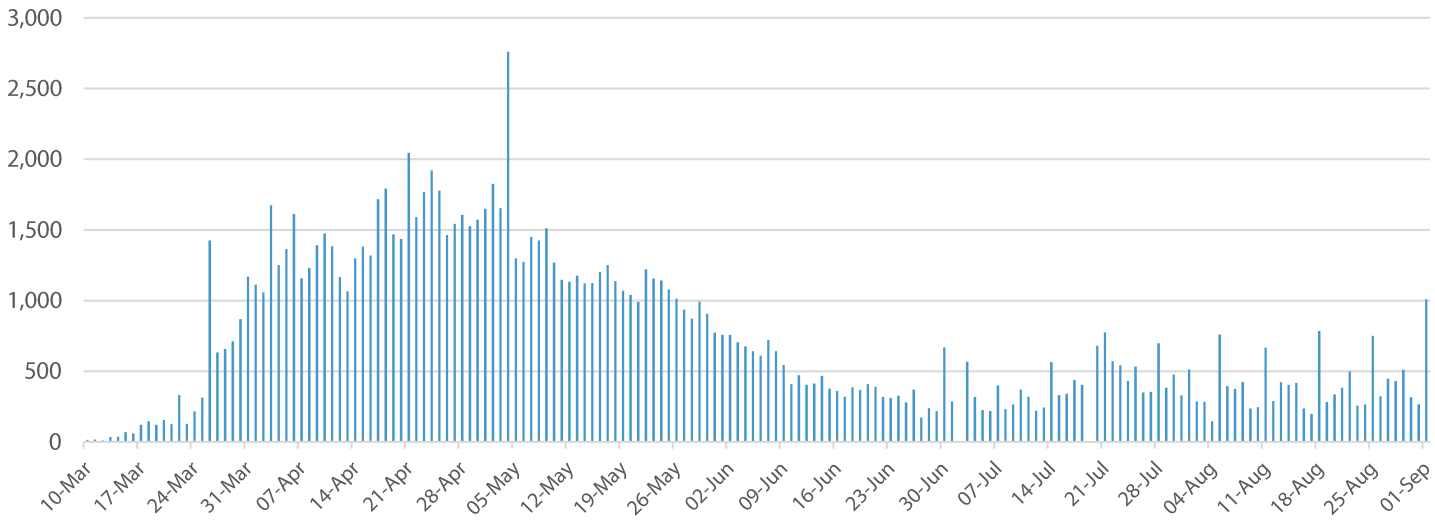

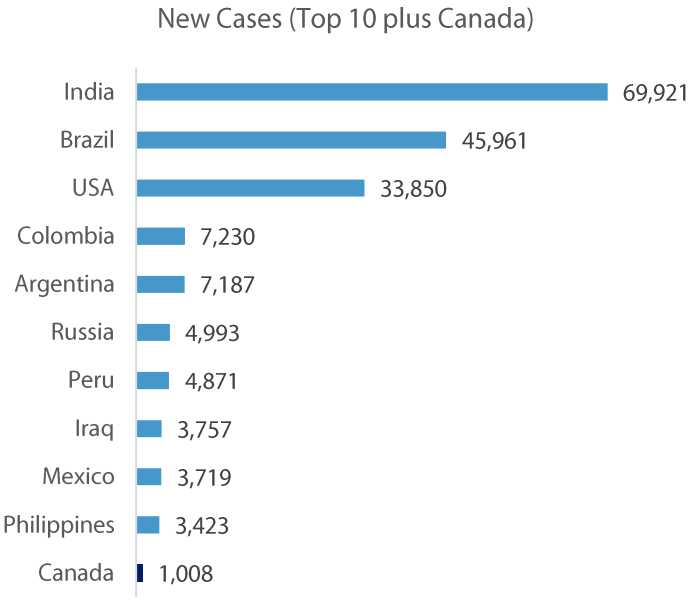

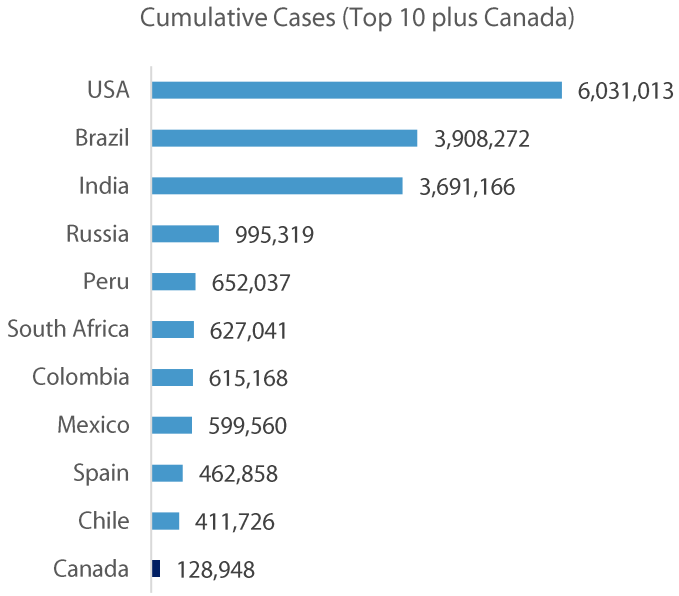

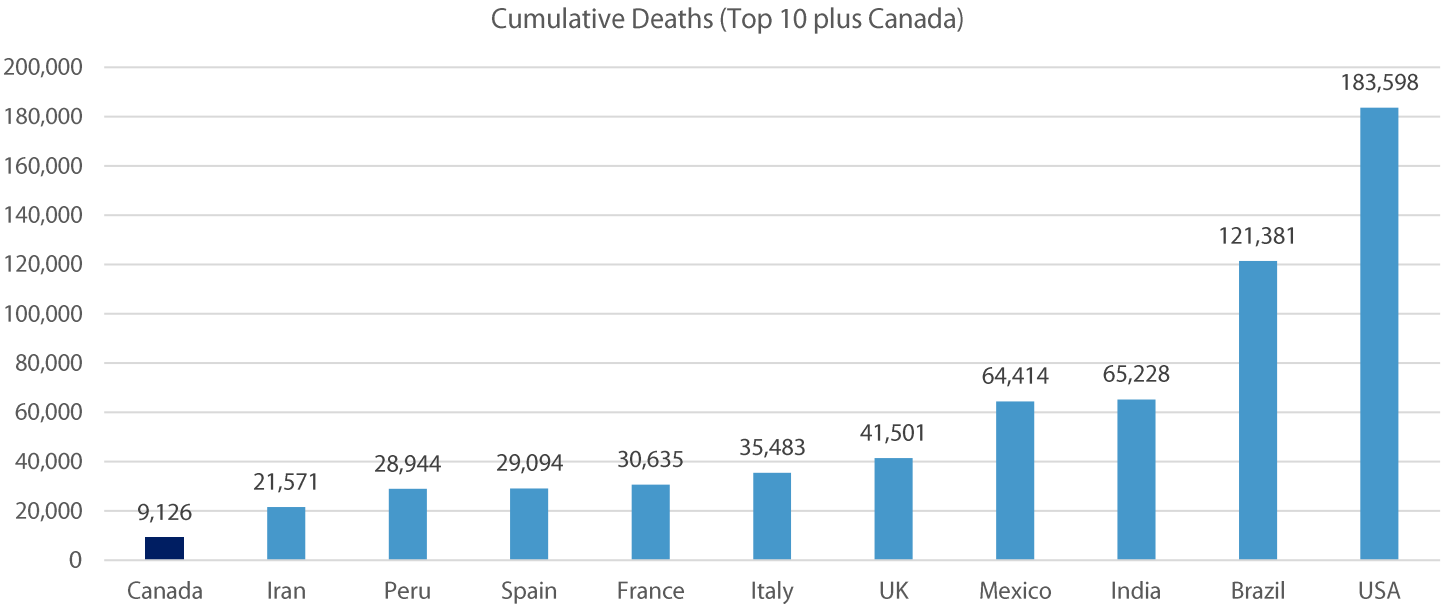

[i] Provincial data taken from https://www.saskatchewan.ca/government/health-care-administration-and-provider-resources/treatment-procedures-and-guidelines/emerging-public-health-issues/2019-novel-coronavirus/cases-and-risk-of-covid-19-in-saskatchewan.
COVID-19 Areas of Current Activity data taken from https://www.saskhealthauthority.ca/news/service-alerts-emergency-events/Pages/COVID-19-Facilities-Communities-of-Concern.aspx
National data taken from https://health-infobase.canada.ca/covid-19/epidemiological-summary-covid-19-cases.html?stat=num&measure=total#a2
International data taken from https://www.ecdc.europa.eu/en/publications-data/download-todays-data-geographic-distribution-covid-19-cases-worldwide