

A REPORT ON THE TWENTY-NINTH GENERAL ELECTION

VOLUME I

Statement of Votes





OFFICE OF THE CHIEF ELECTORAL OFFICER
(ELECTIONS SASKATCHEWAN)

#301 – 3303 HILLSDALE STREET, REGINA, SASKATCHEWAN
CANADA S4S 6W9

TELEPHONE: (306) 787-4000 / 1-877-958-8683

FACSIMILE: (306) 787-4052 / 1-866-678-4052

WEB SITE: www.elections.sk.ca

ISBN 978-0-9958097-3-4

VERSION 2.0



June 30, 2021

The Honourable Randy Weekes
Speaker of the Legislative Assembly
Room 129, Legislative Building
2405 Legislative Drive
Regina, Saskatchewan S4S 0B3

Mr. Speaker:

Pursuant to Section 286 of *The Election Act, 1996*, I am honoured to submit Statement of Votes, Volume I in *A Report on the Twenty-Ninth General Election*.

This volume provides an overview of the election, including analysis of voter turnout, data on registered political parties, candidates, and elected members. Also included is constituency-by-constituency results by polling division and summary data of the official voting results.

Respectfully submitted,

A handwritten signature in blue ink that reads 'Michael D. Boda'.


Michael Boda, D.Phil., Ph.D.
Chief Electoral Officer
Province of Saskatchewan

Office of the Chief Electoral Officer
(Elections Saskatchewan)
301 – 3303 Hillsdale Street
Regina, Saskatchewan S4S 6W9
Canada

Phone: 306-787-4000 / Toll-free: 1-877-958-8683
Fax: 306-787-4052 / Toll-free: 1-866-678-4052
Email: info@elections.sk.ca
Website: www.elections.sk.ca







Saskatchewan's Chief Electoral Officer and all who work for Elections Saskatchewan in fulfilling its legislative mandate acknowledge that we are on Treaty 2, 4, 5, 6, 8, & 10 Territory and the Homeland of the Métis Peoples.

We are committed to working together to build positive relationships with First Nations, Métis, and Inuit people, seeking to remove barriers to voting and democratic participation while moving forward together in reconciliation.



400,000

Masks ordered for voters

8,750

Bottles of sanitizer ordered



TABLE OF CONTENTS

Chapter 1	Reporting on the General Election: Four Volumes	6
Chapter 2	Election Overview	9
Chapter 3	Constituency Returning Officers and Election Clerks	21
Chapter 4	Registered Political Parties	27
Chapter 5	Candidates and Business Managers	29
Chapter 6	Candidates by Party	37
Chapter 7	Members Elected	43
Chapter 8	Vote Summary by Constituency	46
Chapter 9	Vote Summary by Constituency Polling Division	57
Chapter 10	Comparative Vote Summary by Registered Political Party	306
Chapter 11	Comparative Ballot Summary	311
Chapter 12	Provincial Constituency Boundaries (Maps)	312
Chapter 13	Directory of Communities	319



Reporting on the General Election: Four Volumes

Saskatchewan's 29th General Election, held on October 26, 2020, was unlike any other in the history of the province. The event was administered in the midst of the global Novel Coronavirus (COVID-19) pandemic, which resulted in significant changes not only to how voters and other key stakeholders were served but also to how Elections Saskatchewan conducted its work.

Elections Saskatchewan began laying the groundwork for the province's 29th General Election very shortly after the completion of the 28th General Election held on April 4, 2016. An updated strategic plan, covering the years 2017 – 2022 and incorporating input from both Elections Saskatchewan's head office and field leadership teams, was published.¹ This document was a deliberate effort to sustain systemic improvements made to the province's election system over the previous four-year cycle while also proposing significant process modernization.

This strategic plan included a dually focused strategic imperative for Elections Saskatchewan and an updated vision statement:

Strategic Imperative

- Sustain – refine and improve our organization for the efficient and effective delivery of electoral events.
- Modernize – Innovate toward best practice in election management.

Vision

We are a leader in establishing and refining best practice in election management.

This strategic imperative and vision statement would guide Elections Saskatchewan forward as it planned for the coming general election. A modernization initiative, which would have seen electronic poll books and ballot tabulators used at certain advance polls in the province, was proposed and planned for. These would have been among the most significant changes in election administration in Saskatchewan's history.

The updated strategic plan also included a set of values for the organization. These five values were:

- Professionalism
- Innovation
- Accountability
- Impartiality
- Service

¹ Elections Saskatchewan. *Sustaining. Leading. Modernizing. Advancing Electoral Excellence in Saskatchewan: A Strategic Plan for Elections Saskatchewan, 2017-2022*. (Regina: Elections Saskatchewan, December 2017).

Ultimately, two significant events in the first quarter of the 2020 calendar year had drastic impacts on the administration of the coming election and would test the capacity and ability of the organization to react and respond to changing events and difficult situations. Yet, strong adherence to Elections Saskatchewan's strategic plan and accompanying strategic imperative, vision, and values allowed the institution to fulfill its mandate under extraordinary circumstances.

The first significant event was the possibility of a spring 2020 election call, which resulted in the shelving of modernization plans to allow for planning on a much shorter timeline to take place.² The second significant event to have a drastic effect on the implementation of this general election was the COVID-19 pandemic, with the first case of COVID-19 being confirmed in the province on March 12, 2020. The same day, Premier Scott Moe announced that there would not be an early election call. By the end of that week, Elections Saskatchewan staff had transitioned to working remotely, an arrangement which persisted until mid-summer. From redesigning voting processes to mitigate the spread of COVID-19 to procuring hundreds of thousands of pieces of personal protective equipment, the election ultimately delivered was far different than the one originally envisioned.

The story of Saskatchewan's 29th general election, held on October 26, 2020, will be told over the course of four volumes, each providing different kinds of insight into the overall success and challenges involved in planning for, organizing and implementing one of the largest events in the history of the province during a global pandemic. Together, these four volumes will constitute **A Report on the Twenty-Ninth General Election**.

- **Volume I - Statement of Votes** (the current volume) provides data surrounding public participation in the 2020 electoral event. It collates information to provide a richer understanding of voting trends in the province. Information on candidates, registered political parties, historical data and poll by poll results is also included;
- **Volume II – An Administrative Review** will offer a detailed look at how the 2020 general election was conducted. The volume will look at two sides of the electoral event. First, it will focus on how the electoral event was conducted based on in-person observations of advance and election day voting as well as other key activities, including vote counting. Second, the volume will incorporate stakeholder perceptions, drawing conclusions from surveys, focus groups, interviews and other sources of data;

- **Volume III – Statement of Expenditures** will capture and provide context to the four-year costs of the event. Such costs are incurred years in advance of the election and continue to be accumulated well after Election Day. This volume will look at spending related to reimbursements given to eligible registered political parties and candidates (established within *The Election Act, 1996*) and will provide the total cost of administering the 2020 general election in 61 constituencies; and, finally;
- **Volume IV – Chief Electoral Officer's Recommendations for Legislative Reform** will take into account what has been learned over the course of the 29th electoral cycle in order to position the province — its voters, political parties, candidates and its provincial election management body — to conduct the 30th general election. It will be published following a thorough review and assessment of how the 29th general election was conducted considering best practice and changes being observed in electoral administration across the country. This volume will offer the Chief Electoral Officer's recommendation on how legislation should be changed to modernize the province's election system and more effectively serve stakeholders.


While the publication of this report will fulfil the Chief Electoral Officer's statutory duty outlined in *The Election Act 1996*, its intent goes well beyond this. At present, Saskatchewan's provincial elections are conducted in much the same manner as they were when the province was founded in 1905. Modernization was a key component of Elections Saskatchewan's plans until the possibility of an early election forced a return to a more simplified approach. The presence of COVID-19 also resulted in changes to election administration – including a significant increase in demand for voting by mail – that must be considered moving forward.

This report will set the stage for the modernization of Saskatchewan's democratic processes. The hope is that by shining a light on all aspects of the election system, Elections Saskatchewan can work together with legislators, registered political parties, and other key stakeholders to design a democratic system that can serve the province for decades to come.




Michael D. Boda, D. Phil., Ph.D.
Chief Electoral Officer
Province of Saskatchewan

² Elections Saskatchewan. Elections Saskatchewan preparing to administer a general election when instructed. March 4, 2020, available at <https://www.elections.sk.ca/media/news-releases/esk-preparing-for-general-election-when-instructed/>.




841,807

Saskatchewan residents eligible
to vote in the 29th Provincial General
Election on October 26, 2020



821,422

Saskatchewan residents
registered to vote



444,997

Saskatchewan residents voted

Election Overview

This chapter provides an overview of Saskatchewan's 29th General Election. It covers events leading up to the election, including the impact of the novel coronavirus disease (COVID-19) on the administration of voting and subsequent changes made to vote counting processes.

The Election Overview also includes details on the call of the election, including the impact that uncertainty regarding a potential early election call in spring 2020 had on planning. Key dates in the election calendar are provided, and summary information on registered political parties and candidates is provided here with more detail in subsequent chapters.

The several ways voters could cast their ballot are also explained, along with various statistical details. Historical voter turnout dating back to the 1982 general election is provided as well. Finally, Saskatchewan's 29th General Election results are summarized with additional detail in subsequent chapters.

Background

Saskatchewan's 29th General Election was held on October 26, 2020. The election was held in 61 constituencies throughout the province, each electing a member to

the Legislative Assembly through a first past the post (or single member plurality) electoral system. At the time of the election, the estimated population of Saskatchewan was 1,181,987 and Elections Saskatchewan, working with Statistics Canada, estimated that there were 841,807 eligible voters in the province.

Several external factors had a significant impact on the administration of this event, the greatest being the presence of the novel coronavirus disease (COVID-19) which affected nearly every aspect of delivering, and participating in, the election. The election was also influenced by the possibility of an election being called earlier than the legislated date – a possibility which resulted in the postponement of planned modernization activities to the province's next general election. Finally, Saskatchewan's municipal elections were held just two weeks after Election Day, on November 9, 2020, which meant that campaign periods for provincial and municipal elections overlapped throughout the fall.

Impact of COVID-19 on Election Administration and Voting

In mid-March 2020, Elections Saskatchewan was preparing for the possibility of a spring election. While the province's set election date was October 26, 2020, there had been substantial public and media speculation of an early election call.³ At the same time, however, the novel coronavirus disease (COVID-19) was beginning to spread in Canada and on March 12, 2020, it was announced that there would not be a spring election.

The arrival of COVID-19 had an immediate impact on the work of Elections Saskatchewan. Head office staff members transitioned to working from home, as did Returning Officers and Election Clerks (who had been preparing to find returning offices and polling locations for a possible spring election). For several months, most fieldwork was put on pause or conducted remotely.

At the same time, the Chief Electoral Officer began immediately to work with Government and Opposition members of the Legislative Assembly to ensure that the legislative/regulatory framework to conduct a safe election was in place. In mid-May 2020, changes to *The Election Act Regulations* were approved that clarified the Chief Electoral Officer's authority to adapt election processes in light of challenges introduced by COVID-19. The changes made to regulation clarified the definition of an emergency in *The Election Act, 1996* and ensured the Chief Electoral Officer had clear authority to adapt legislative provisions to protect the health and safety of voters, election workers and political stakeholders.⁴

Throughout the election period, the Chief Electoral Officer made a number of adaptations to *The Election Act, 1996* to better protect the health and safety of voters and election officials as well as preserve the integrity and capacity of the election system. These adaptations were described and recorded in CEO Orders that were provided to key stakeholders and published on the Elections Saskatchewan website.⁵

In the months leading up to the election, the Chief Electoral Officer chaired an Electoral Advisory Group alongside Government and Opposition House Leaders as well as

the province's Chief Medical Health Officer, Dr. Saqib Shahab. The purpose of this group was to allow the Chief Electoral Officer to receive advice from the Chief Medical Health Officer on the viability of conducting an election with COVID-19 present in the province and to allow the Government and Opposition House Leaders an opportunity to hear this advice and provide comment on it. The Group met four times in advance of the election, allowing key stakeholders to gain a more complete understanding of how the implementation of the election could be aligned with public health requirements and expectations. Based on these discussions, the Chief Electoral Officer was able to inform the Premier in early September that, at that time, there were no public health or operational reasons that would inhibit holding an electoral event on October 26, 2020.⁶ The Electoral Advisory Group was one source of information that the Chief Electoral Officer relied on to assist with making that recommendation and in understanding how to safely conduct an election during a pandemic.

Both in advance of, and during, the election period, the Chief Electoral Officer worked on an ongoing basis with the Chief Medical Health Officer to understand the science and develop protocols that could ensure that voters could cast their ballot safely in locations where COVID-19 might be present. These protocols were designed in collaboration with an Infection Prevention and Control consultant and reviewed by the Office of the Chief Medical Health Officer. Elections Saskatchewan also conducted research and closely observed elections being held during the pandemic in other jurisdictions including Australia, South Korea, the United States, and Canada in designing its approach to delivering the election.

Elections Saskatchewan was committed to providing a safe in-person voting experience but also needed to offer an option to vote remotely for those who did not feel comfortable voting in person. To that end, the capacity to offer voting by mail was greatly expanded and centralized, being managed out of Regina for the entire province as opposed to locally out of 61 returning offices. Increased vote by mail capacity also addressed a fundamental concern of the Chief Electoral Officer in a context where COVID-19 was likely to be present – that being the need to preserve

³ See, for example, Saskatchewan *Premier Scott Moe not ruling out early election*, The Globe and Mail, March 11, 2020.

⁴ For more information, see *The Election Act Regulations* as well as the Chief Electoral Officer's May 13, 2020 news release, "Regulatory changes to provide clarification on Chief Electoral Officer authority" available at <https://www.elections.sk.ca/media/news-releases/>.

⁵ All CEO Orders can be found online at <https://www.elections.sk.ca/candidates-political-parties/bulletins-circulars/#ceo-orders>.

⁶ For more information, see the Chief Electoral Officer's September 4, 2020 news release, "Chief Electoral Officer recommends preparations continue for an October 26 vote" available at <https://www.elections.sk.ca/media/news-releases/>.

the overall capacity of the election system while delivering a safe voting experience for all electors. Directing voters to alternate channels, including vote by mail and advance voting meant that physical distancing and other COVID-19 protocols could be put in place on Election Day without stressing the capacity and integrity of the system.

During and after the Vote by Mail period, Elections Saskatchewan conducted a robust public advertising campaign designed to ensure voters knew that in-person voting would be safe. This campaign highlighted the many precautions that would be in place. While all election workers were required to wear masks, voters were also strongly encouraged to wear masks at all polling locations (at the time of the election, there was no mandatory mask requirement in the province). Clear dividers separated workers from voters and also provided a barrier between workers. Every voter was provided their own single-use pencil, hand sanitizer was provided throughout polling locations, and the overall design of every polling location in the province was reviewed to ensure that there was sufficient space to have adequate physical distancing between individuals.



Constituency Boundaries

The provincial constituency boundaries in place for Saskatchewan's 29th General Election were enacted with the dissolution of the 27th Legislative Assembly in 2015 in accordance with *The Representation Act, 2012*. These boundaries were established based on the recommendations of the Saskatchewan Boundaries Commission, 2012, as established under *The Constituency Boundaries Act, 1993*. There are 61 provincial constituencies.

To see maps for individual constituencies, refer to the appropriate polling division summary in Chapter 9. To see additional maps, including a provincial map and urban areas, see Chapter 12.

In Saskatchewan, constituency boundaries are reviewed and adjusted every ten years based on the census population of the province. The next provincial boundary commission is scheduled to form in early-2022.

Voter Registration

Voter registration for Saskatchewan's 29th General Election looked very different than it has in past elections. This was the first provincial election held with the Permanent Register of Voters (PRV), introduced shortly before Saskatchewan's 28th General Election in 2016, being fully operational. This meant that no extensive enumeration activities, either door-to-door or by mail, needed to take place. Instead, the PRV was regularly updated through data exchange agreements with Elections Canada and eHealth. Between January 2017 and September 2020, more than 121,000 new voters were added to the PRV, 37,000 were removed, and 317,000 addresses were changed.

In the immediate lead-up to Saskatchewan's October 26 election, a number of activities were undertaken to encourage the public to verify or update their voter information. This included a general outreach and advertising campaign as well as targeted activities aimed at First Nations communities and voters who were registered with a post office box as an address as opposed to a physical location. The large number of Vote by Mail applications, most of which were processed through an online portal, resulted in many updates being made to voter information.

Like other aspects of the election process, voter registration activities were impacted by the COVID-19 pandemic. While a full, province-wide door-to-door enumeration is no longer required due to the PRV, targeted enumeration in areas with significant new construction or high mobility rates, can be

effective in boosting coverage rates. Given the presence of COVID-19, however, Elections Saskatchewan opted not to pursue any in-person voter registration activities.

Elections Saskatchewan's online portal generated 5,607 new voters and 14,884 address changes in the immediate lead-up to Election Day. Voters whose information was incorrect or who were not on the Voters List were able to complete an in-person process to update their details. In general, the smaller the number of in-person corrections or registrations required, the better the quality of the Voters List. In 2016, 6.4 percent of voters needed to register at the polls before voting. In 2020, that fell to 4.3 percent of voters required to register before receiving their ballot.

In advance of an election, Elections Saskatchewan sends Voter Information Cards (VICs) to all registered voters in the province. VICs include important information on where, when and what ID is needed to cast a ballot. In 2020, for the first time, Elections Saskatchewan allowed voters to choose to receive their VIC by email or text message rather than in hard copy through the mail. In total, 10,636 voters chose to receive their VIC electronically.

Issuance of Writs of Election

On September 29, 2020, the 28th Saskatchewan Legislature was dissolved pursuant to section 6 of *The Legislative Assembly Act, 2007* by the Honourable Russ Mirasty, Lieutenant Governor of Saskatchewan. Later that day, an order was passed by the Lieutenant Governor in Council directing the Chief Electoral Officer to issue a writ of election to each of the province's 61 returning officers.

At dissolution, standing in the Legislative Assembly were 46 Saskatchewan Party MLAs and 13 New Democratic Party MLAs. Two seats, the constituencies of Regina Walsh Acres and Saskatoon Eastview, were vacant when the election was called.



Number of new voters registered by Elections Saskatchewan's online portal

Key Election Dates	
September 29	Writs of election issued
October 10	Nomination deadline
October 15	Last day for voters to apply to Vote by Mail or as an Absentee or Homebound Voter
October 20 - 24	Advance Voting
October 26	Election Day & First Preliminary Count
October 28 - 29	Second Preliminary Count
November 7	Final Count
November 18	Return to the Writ

Provincial Political Parties

There were six registered political parties for the purpose of fielding candidates in Saskatchewan's 29th General Election. Pursuant to section 231 of the Act, the Chief Electoral Officer recognized the following six parties in the register of political parties:

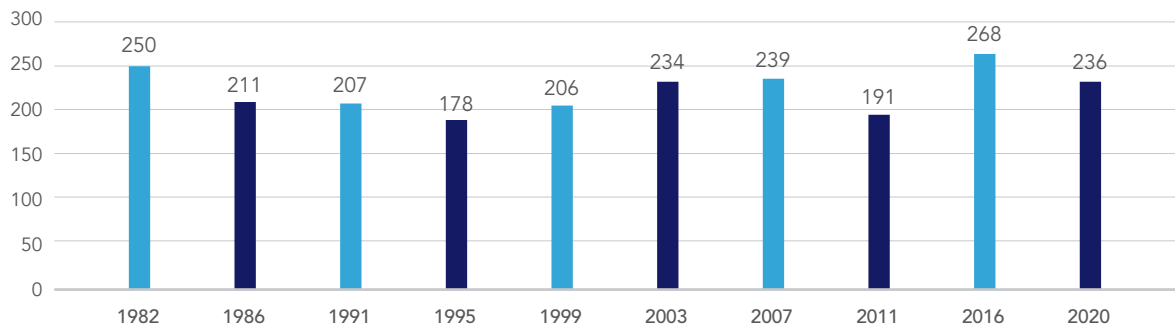
- Buffalo Party of Saskatchewan
- New Democratic Party, Sask. Section
- Progressive Conservative Party of Saskatchewan
- Saskatchewan Green Party
- Saskatchewan Liberal Party
- Saskatchewan Party

Candidate Nomination

The candidate nomination period ended at 2 p.m. on Saturday, October 10. At the close of nominations, 236 candidates had been nominated. This was a decrease from a provincial record of 268 candidates that were nominated during Saskatchewan's 2016 election.

Registered Political Party	# of Candidates
Buffalo Party	17
New Democratic Party (N.D.P.)	61
PC Party of Saskatchewan	31
Saskatchewan Green Party	60
Saskatchewan Liberal Party	3
Saskatchewan Party	61
Independent	3
Total	236

Nominated Candidates - 1982 to 2020



Overview of Voting in Saskatchewan's 29th General Election

Specific information on all of the various voting opportunities available in Saskatchewan's 29th General Election can be found below. Most electors voted in one of three ways – by mail, during advance voting or on Election Day. There were also a number of special voting opportunities available to ensure that all voters, regardless of circumstances, had access to the ballot.

For the first time in the history of the province, less than 50 percent of voters cast their ballot on Election Day – in many previous elections nearly all votes would be cast on that day. Instead, a great number of voters chose to vote during advance voting or by mail. Some of this transition can no doubt be traced to the COVID-19 pandemic and a desire on the part of many voters to avoid voting in person and avoid potential crowds on Election Day. This transition also assisted Elections Saskatchewan in ensuring that every way of voting, whether an Advance or Election Day poll, had sufficient capacity to operate while maintaining all necessary COVID-19 related protocols. At the same time, this also reflects a broader trend evidenced in other jurisdictions and in previous Saskatchewan provincial elections – voters want more choice on when and how they vote.

Vote by Mail (VBM) & Absentee Voting

Voting by mail has typically been a very small component of Saskatchewan provincial elections. During Saskatchewan's 28th General Election in 2016, for example, a total of 4,420 absentee votes were recorded (1 percent of all votes cast)

– with absentee votes consisting of both mail in ballots and votes cast directly in the returning office. With the COVID-19 pandemic, Elections Saskatchewan knew that the number of voters interested in voting using the postal system and thereby avoiding having to attend a physical polling location, was likely to increase greatly. Vote by Mail afforded any voter who had health or safety concerns the opportunity to participate in the election.

To account for this, the Chief Electoral Officer opted to replace traditional absentee voting (with the exception of in-person absentee voting conducted in the returning office) with a centralized, reworked Vote by Mail process. An online application portal was created whereby voters could apply, upload the necessary identification documents, and complete the entire application process. The application portal opened to voters on August 15 and remained open until the end of the day on October 15.

Beginning in mid-August, a communications campaign informed voters of the option to Vote by Mail. While applications began being accepted on August 15, ballot kits could not be mailed to voters until the writs of election were issued on September 29. The deadline for voters to return their ballot kit to Elections Saskatchewan was 8 p.m. on Election Day, October 26. It needed to be received at Elections Saskatchewan's head office by 12 noon on November 5.

In total, Elections Saskatchewan received 62,935 applications to Vote by Mail. More than 97 percent of these applications were approved and had ballot kits mailed. Of those ballot kits that were mailed, 57,245 or 93.2 percent

were returned to Elections Saskatchewan for adjudication. Adjudication refers to the process followed after ballots are returned to ensure that certain pieces of information, including the voters date of birth, signature and date are correctly included. Adjudication is a separate process from the counting of votes. After adjudication, 56,545 Vote by Mail ballots were taken forward for counting.

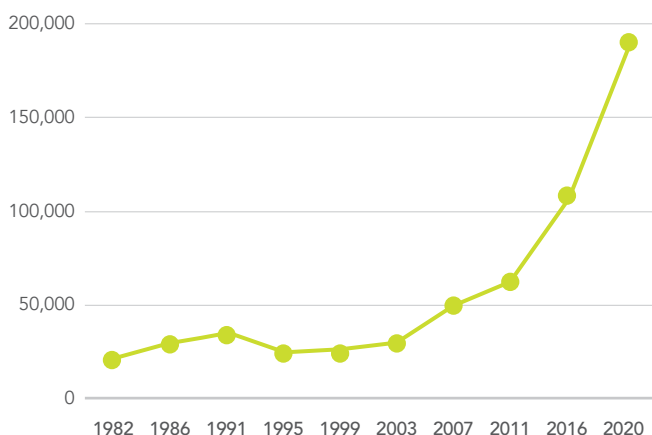
Traditional absentee voting continued to take place at each constituency returning office. Voters could visit their returning office in person and cast an absentee ballot between the start of the election on September 29 and the deadline to vote as an absentee voter, which was October 15. In total, 1,875 absentee voters cast their ballot at their constituency returning office.

Advance Voting

The advance voting period for this election began on Tuesday, October 20 and continued until Saturday, October 24. Voting took place from 12 noon until 8 p.m. each day, a change from previous elections, during which voting was held for seven hours each day and the hours were different on weekdays than on weekends. Between 31,000 and 43,000 people across the province voted on each day of advance voting. The fact that a significant number of people chose to vote each day shows that voters will choose to vote when and where is most convenient for them.

Two provincial records related to advance voting were achieved. First, a record 184,742 votes were cast at advance polls. This was a 66 percent increase over the 110,716 advance votes cast in 2016. Second, 41.51 percent of all votes were cast at advance polls, another record for the province.

Advance Voting Turnout 1982 to 2020



Election Day Voting

Election Day voting took place from 9 a.m. to 8 p.m. throughout the province. That morning, all 2,814 polling stations in more than 1,100 locations around the province opened on time to serve voters.

For this election, the Chief Electoral Officer had recommended that schools throughout the province be closed to students for Election Day. This would allow Elections Saskatchewan to use schools, which have traditionally been amongst the very best polling locations in the province, without having too many individuals in the building, potentially increasing the risk of spreading COVID-19. In many school divisions, Election Day was designated a professional development day for teachers, meaning students would not be present. More than 390 schools throughout the province hosted Election Day polls.

The number of voters who opted to vote on Election Day continued to fall. In Saskatchewan's 27th General Election, held on November 7, 2011, the vast majority, 82.5 percent of all voters, cast their ballot on election day. In 2016, that fell to 73.4 percent and continued to fall in 2020 to less than half of all voters at 45 percent.

Special Voting

By legislation, Special Voting refers to all voting opportunities that take place outside of traditional Election Day voting. In practice, however, Special Voting refers more specifically to voting that takes place outside of the three largest opportunities to vote, those being Vote by Mail, Advance Voting and Election Day Voting. Special Voting opportunities help to ensure that everyone, regardless of circumstances, is able to cast a ballot if they choose to.

During Saskatchewan's 29th General Election, Special Voting options included Extraordinary Voting for those affected by COVID-19; a modified Homebound Voting process; Personal Care Facility voting and voting in hospitals and remand centres. Legislation also allows for voting to take place for voters temporarily displaced due to fires, floods, or other emergencies but there were no polls established for this purpose in 2020.

Extraordinary Voting

Extraordinary voting was the option put in place by Elections Saskatchewan to serve voters forced to quarantine due to COVID-19 or who lived in communities under

pandemic-related lockdowns after the deadline to Vote by Mail (October 15, 2020) had passed. Extraordinary voting was implemented using the Chief Electoral Officers authority to adapt legislation during a public health emergency.

The Extraordinary Voting process was similar to Vote by Mail; however, it did not rely on the postal system to distribute ballot packages. Instead, applications were processed, and ballot kits were delivered by a combination of couriers, messengers, and personal delivery. Extraordinary Voters had the same deadline of 8 p.m. on Election Day, October 26, to place their completed ballot kit in the mail and again, consistent with Vote by Mail, it needed to be received by Elections Saskatchewan by November 5.

There were two distinct types of Extraordinary Voting that were implemented during Saskatchewan's 29th General Election. The first type was for voters forced to self isolate due to having COVID-19 or due to having been a close contact with someone who had COVID-19. This type of Extraordinary Voting was available from October 16 through October 20.

The second type of Extraordinary Voting was implemented for voters in Peter Ballantyne Cree Nation communities that entered a formal lockdown during the writ period due to the presence of COVID-19 in the area. Elections Saskatchewan worked closely with the Chief and Council from Peter Ballantyne Cree Nation in real-time during the writ period to develop a plan to serve voters using an Extraordinary Voting process and not offering in-person voting. This type of Extraordinary Voting was also available from October 16 through October 20. Closer to Election Day, Peter Ballantyne Cree Nation leadership opted to lift the lockdown and Elections Saskatchewan was able to re-implement most of the planned in-person voting locations for October 26. Anyone who had applied to vote as an Extraordinary Voter was still able to vote in that manner, provided they did not also return their Extraordinary Voting ballot kit.

Ultimately, 339 voters, from 24 constituencies, cast ballots as Extraordinary Voters.

Homebound Voting

Homebound voting was introduced in advance of Saskatchewan's 2016 general election. This option was available to voters who were unable to vote at an advance or Election Day poll due to a medical condition or disability,

or due to caring for an individual with a medical condition or disability. During that election, 574 voters cast their ballot without leaving their home. Voters were served by a team of two election officials who visited the voter at their home with a ballot and a ballot box and completed the voting process.

The COVID-19 pandemic made it impossible for Elections Saskatchewan to offer homebound voting in the same manner in 2020 as it had in 2016. Public health officials advised that it would not be safe to have election officials enter individuals' homes to offer Homebound Voting in person. Instead, Homebound Voting was offered as a form of Vote by Mail. The option to use this modified form of Homebound Voting was advertised, and a dedicated online portal was created for potential Homebound Voters to apply through. In total, 91 voters applied through the Homebound Voting portal to use the Vote by Mail option. There are no discrete results available for these Homebound Voters; the results are captured within the Vote by Mail totals. Elections Saskatchewan plans to offer traditional Homebound Voting in future elections should the presence of COVID-19 allow for it.

Voting in Personal Care Facilities, Hospitals and Remand Centres

Preparations for voting in personal care facilities and hospitals were greatly affected by COVID-19. Elections Saskatchewan worked closely with the Saskatchewan Health Authority, the Ministry of Health, and the Ministry of Social Services to facilitate safe access to voting for residents of personal care facilities and patients in the hospital on Election Day.

Voting in personal care facilities was offered during the advance voting period, from October 20 to October 24. Hospital voting was offered on Election Day, October 26, to eligible voters that were patients in hospitals that day as was remand centre voting. Strict COVID-19 protocols were in place for personal care facility, hospital and remand centre voting.

Vote Counting

Due to the high number of Vote by Mail ballots, the ballot counting process for Saskatchewan's 29th General Election was different than in previous elections. Typically, the vast majority of ballots have been counted after voting closed on Election Day. A few remaining types of votes, including absentee ballots and votes cast in hospitals and remand centres, are counted twelve days later during the Final Count.

During this election, however, the volume of Vote by Mail ballots had increased more than tenfold, meaning there were many more ballots still to be counted after Election Day. For this reason, the Chief Electoral Officer decided that the ballot counting process for this election would look different than in past elections. A First Preliminary Count of ballots took place after voting ended on Election Day. As with past elections, this consisted of all ballots from advance, election day and personal care facility voting.

A Second Preliminary Count took place beginning October 28 (two days after election day) and continuing into October 29. This Count was conducted centrally in Regina and consisted of all Vote by Mail ballots received by October 26. Updated results were announced throughout the two days of counting.

The Final Count was held, as per legislation, twelve days after Election Day on Saturday, November 7. During the Final Count, all Vote by Mail ballots that were received after

October 26 were counted. Also counted were absentee ballots cast in returning offices, hospital, remand and temporarily displaced voter ballots and Extraordinary Voting ballots. With the conclusion of the Final Count, the results of the election became official.

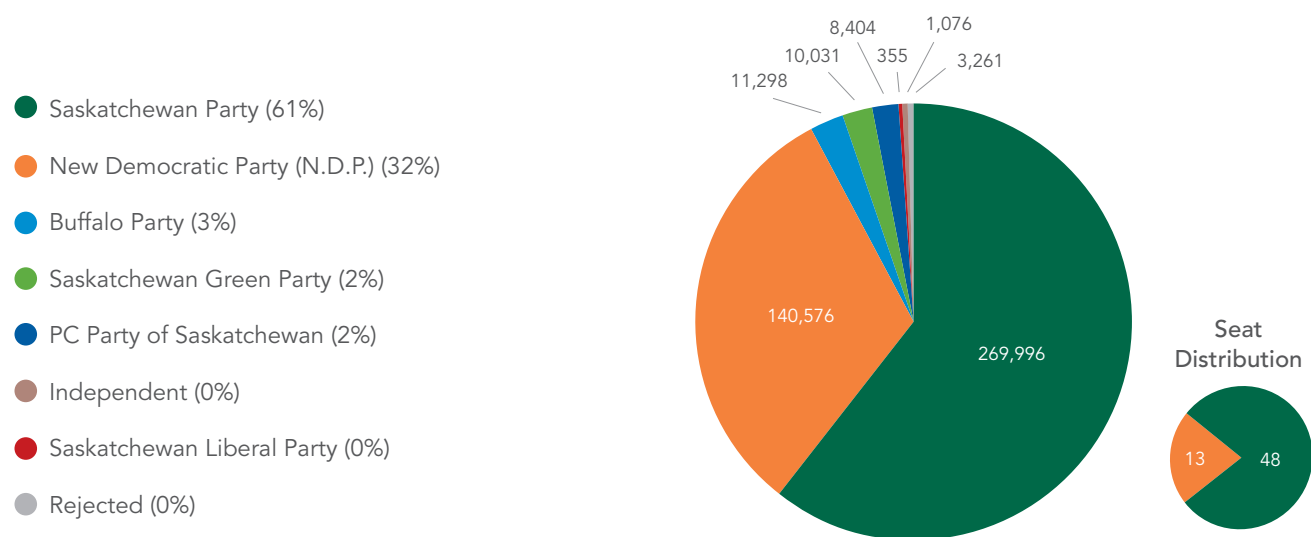


Election Results

After the Final Count, 48 Saskatchewan Party and 13 New Democratic Party (N.D.P.) members were declared elected.

Results of Saskatchewan's 29th General Election

Votes by Party



Voter Turnout

A total of 444,997 ballots were cast during Saskatchewan's 29th General Election. Voter turnout, as a percentage of registered voters, was 54.2 percent (after registrations taken during voting were processed).

Historical turnout dating back to Saskatchewan's 1982 general election is shown in the table below. The table includes data on the number of eligible voters in the province, the number of voters registered for that election, accompanying turnout percentages for each, as well as the actual number of votes cast during each election.

General Election	Population	Eligible Voters	Registered Voters	Voters Who Voted	% of Eligible Voters Registered	% of Registered Voters Who Voted	% of Eligible Voters Who Voted
1982	984,778	672,952	640,216	537,165	95.1%	83.9%	79.8%
1986	1,030,078	716,322	669,716	549,985	93.5%	82.1%	76.8%
1991	1,003,140	701,117	652,233	542,760	93.0%	83.2%	77.4%
1995	1,014,187	715,675	636,227	410,908	88.9%	64.6%	57.4%
1999	1,013,074	729,831	622,500	407,707	85.3%	65.5%	55.9%
2003	996,725	734,014	603,645	428,263	82.2%	70.9%	58.3%
2007	1,007,147	747,503	598,234	454,776	80.0%	76.0%	60.8%
2011	1,073,307	789,758	605,615	403,873	76.7%	66.7%	51.1%
2016	1,144,306	812,224	764,264	434,244	94.1%	56.8%	53.5%
2020	1,181,987	841,807	821,422	444,997	97.6%	54.2%	52.9%

When reviewing the table, it is important to differentiate between registered voters and eligible voters. Registration before voting ensures that voters meet certain basic requirements – age, residency, etc. No one can vote in a Saskatchewan provincial election without being registered. The number of voters registered in a jurisdiction will always be a percentage of all eligible voters in a jurisdiction. To compile an estimated number of eligible voters for Saskatchewan's 2020 general election, Elections Saskatchewan worked with Statistics Canada. The number of eligible voters for elections dating from 1982 to 2016 in the table above was calculated by an independent statistician in advance of Saskatchewan's 2016 election.

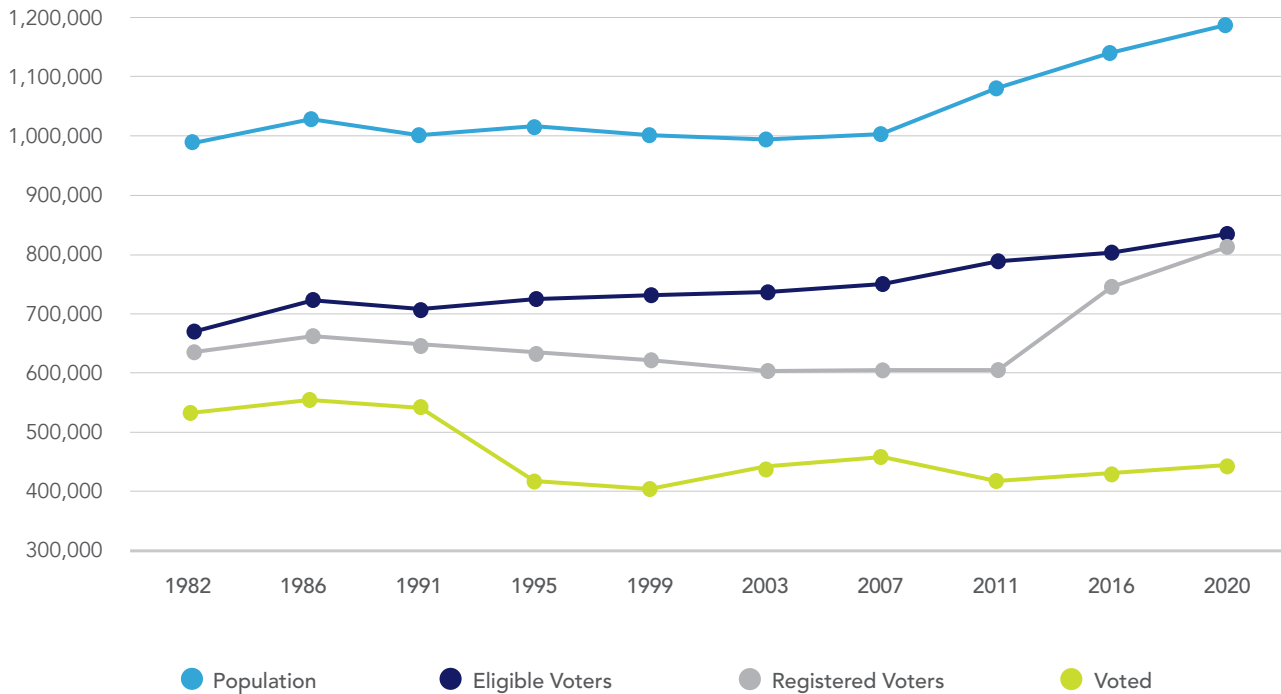
Recent changes to the administration of elections in Saskatchewan, most notably a shift to maintaining a Permanent Register of Voters as opposed to relying on door-to-door enumeration, resulted in significant increases in the number of eligible voters registered for recent elections. In 2011, the last election where a door-to-door enumeration was conducted, an estimated 76.7 percent of

all eligible voters were registered. In 2016, the first year with the Permanent Register in place, that number increased to 94.1 percent and rose again in 2020 to 97.7 percent. This difference in how voter turnout can be calculated can have a significant impact on how commentators and the general public view the health of a democracy. For example, in both 2007 and 2011 turnout of registered voters was between 15 and 16 percent higher than turnout of eligible voters. This points more to the fact that a very low number of voters were registered as opposed to a higher number of people participating in those elections.

As the table shows, in 2020, 444,997 people voted. This was an increase of more than 10,000 voters from 2016 and 40,000 more than in 2011. Despite this rise in the total number of voters, turnout fell slightly as a percentage of both eligible and registered voters in comparison to four years earlier. In 2016, 53.5 percent of eligible voters cast a ballot in comparison to 52.9 percent in 2020. When looking only at registered voters, 56.8 percent voted in 2016 compared to 54.2 percent in 2020.



Voter Turnout compared to Registered Voters/Eligible Voters/Population



Contents of this Report

The Statement of Votes provides detailed information on voter turnout in Saskatchewan's 29th General Election and includes comparisons with previous general elections. It also includes information on registered political parties, candidates, and the overall approach to voting that took place during the event.

In each of the province's 61 constituencies, the administration of the election is overseen by a Returning Officer and an Election Clerk. Returning Officers are appointed by the Chief Electoral Officer under section 9 of *The Election Act, 1996* (the Act). They are responsible for many aspects of the election for their constituency – from hiring election day workers to accepting candidate nominations. Election Clerks are appointed by the Chief Electoral Officer under section 12 of the Act and assist the Returning Officer in completing their duties. **Chapter 3** includes the names, photos, and constituencies of the 61

Returning Officers and Election Clerks who administered the general election.

Chapter 4 provides the official names, abbreviations, party leader and Chief Official Agents of the province's six registered political parties. **Chapter 5** lists candidates for election by constituency along with their community and business manager name. **Chapter 6** lists candidates by registered political party, and **Chapter 7** provides a list of the successful candidates in each constituency organized alphabetically by candidate last name.

Chapter 8 summarizes the voting results for each candidate in each constituency along with the percentage of registered voters who voted in each constituency. **Chapter 9** lists poll by poll results for the election along with corresponding constituency maps. Both **Chapter 8** and **Chapter 9** include a number of calculations. When determining "% of Registered Voters Who Voted" this number is inclusive of ballots




cast for candidates as well as rejected ballots. However, when determining “% by Party,” or the percentage of votes received by each candidate, rejected ballots are not included. This is consistent with how these statistics were reported in past Statement of Votes publications.

Historical information and data from past elections are included in **Chapter 10** and **Chapter 11**. **Chapter 10** provides information on the registered political parties which have contested past elections, while **Chapter 11** details information on various voting methods and the number of names on voters lists in past elections.

A provincial map including all 61 constituencies is provided in **Chapter 12**. Maps of the four larger centers, Saskatoon, Regina, Moose Jaw and Prince Albert, showing constituency boundaries, are included. Finally, **Chapter 13** contains an excerpt from Elections Saskatchewan’s Directory of Communities and provides the constituency for every community in the province.



In each of the province’s 61 constituencies, the administration of the election is overseen by a Returning Officer and an Election Clerk.



Number of
Constituency
Returning
Officers and
Election Clerks

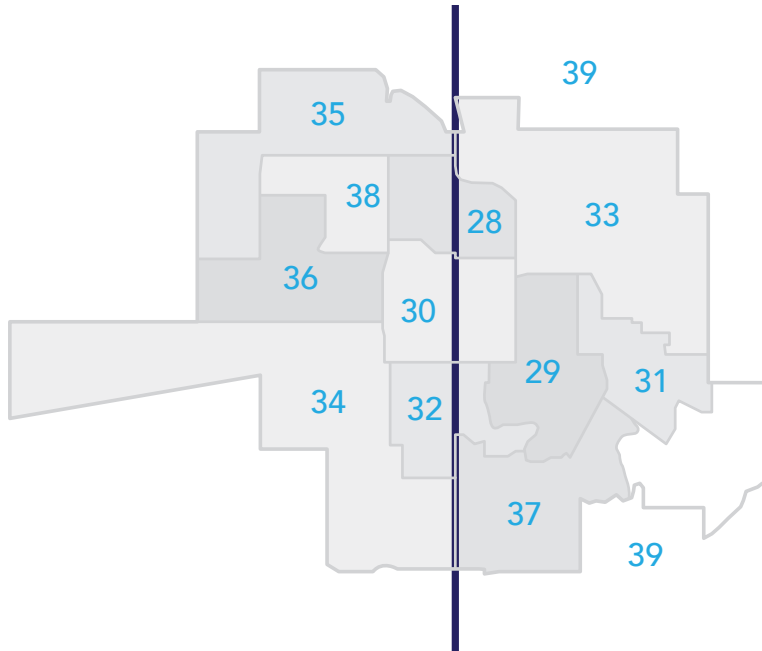
The background image shows a polling station with several people standing in a line. A large blue rectangular overlay covers the center of the image, containing the chapter title and number. The floor is light-colored wood, and there are blue lines and arrows on the floor indicating the queue. A sign with the number '36' is visible above the queue.

3













CHAPTER THREE

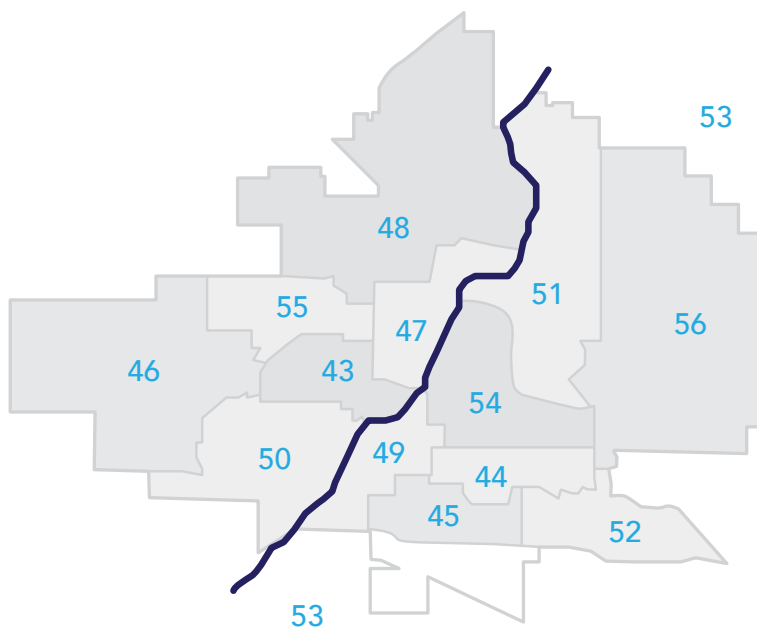
Constituency Returning Officers and Election Clerks

CONSTITUENCY RETURNING OFFICERS

















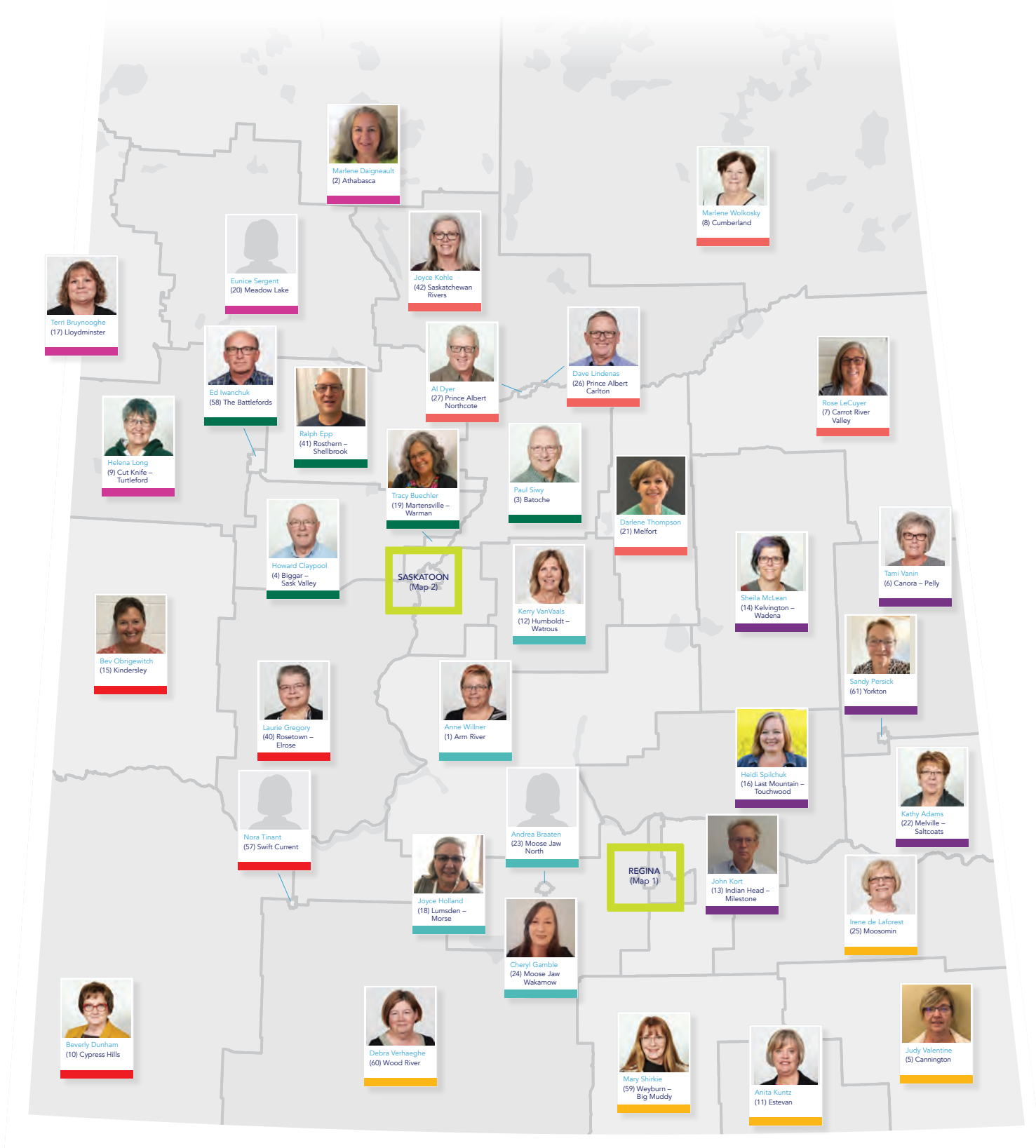
Regina

 Stephanie Molloy (28) Regina Coronation Park	 Rick Pannell (29) Regina Douglas Park	 Shannon Rains (30) Regina Elphinstone-Centre	 Fred LaClaire (31) Regina Gardiner Park
 Glen Munro (32) Regina Lakeview	 Helen Sukovioff (33) Regina Northeast	 Catherine Strachan (34) Regina Pasqua	 Vicky Bonnell (35) Regina Rochdale
 Doug Leask (36) Regina Rosemont	 Sandra Benson (37) Regina University	 Mike Nasoschuk (38) Regina Walsh Acres	 Guy Hughes (39) Regina Wascana Plains














Saskatoon

 Andrew Allsopp (43) Saskatoon Centre	 Ernest Boyko (44) Saskatoon Churchill-Wildwood	 Danny Boyer (45) Saskatoon Eastview	 Jean Bernot (46) Saskatoon Fairview
 Lloyd Howey (47) Saskatoon Meewasin	 Dave Knight (48) Saskatoon Northwest	 Theresa Bree (49) Saskatoon Nutana	 Rhonda Sadler (50) Saskatoon Riversdale
 Heather Torvi (51) Saskatoon Silver Springs-Sutherland	 Trish Thurgood-York (52) Saskatoon Southeast	 Gwen LaFond (53) Saskatoon Stonebridge-Dakota	 Brenda Stefanson (54) Saskatoon University
 Roger Ryckenboer (55) Saskatoon Westview	 Lorna Casavant (56) Saskatoon Willowgrove		

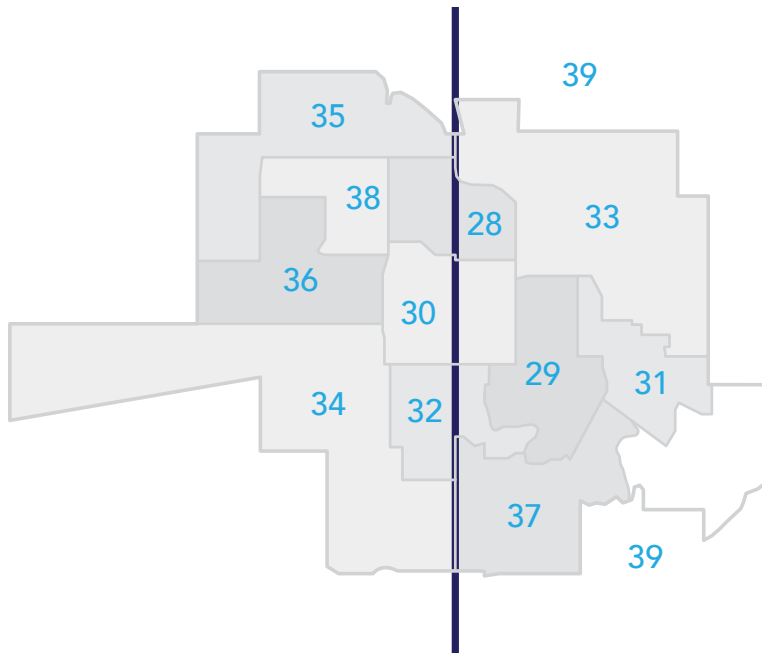


Supervisory Returning Officers

										
John Mielke Zone 1	Sue Amundrud Zone 2	Patti Hack Zone 3	Susan Diehl Zone 4	John McAuliffe Zone 5	Lyn Carduner Zone 6	Loretta Metzger Zone 7	Judy Grant Zone 8	Aurele Duperrault Zone 9	John Lawrence Zone 10	Helen Arnold Zone 11
Constituencies 2, 9, 17, 20	Constituencies 7, 8, 21, 26, 27, 42	Constituencies 6, 13, 14, 16, 22, 61	Constituencies 1, 12, 18, 23, 24	Constituencies 3, 4, 19, 41, 58	Constituencies 42, 46, 47, 48, 49, 50, 55	Constituencies 44, 45, 51, 52, 53, 54, 56	Constituencies 28, 30, 34, 35, 36, 38	Constituencies 29, 31, 32, 33, 37, 39	Constituencies 5, 11, 25, 59, 60	Constituencies 10, 15, 40, 57

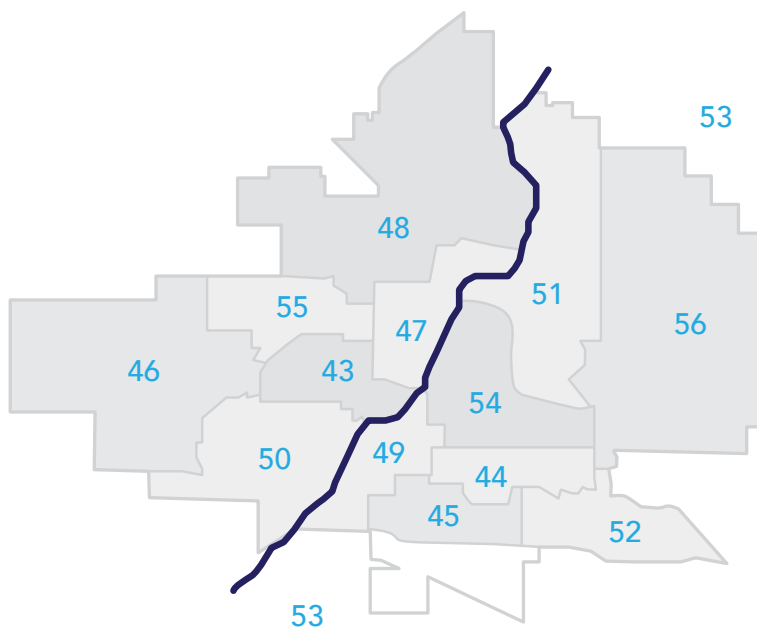


CONSTITUENCY ELECTION CLERKS

















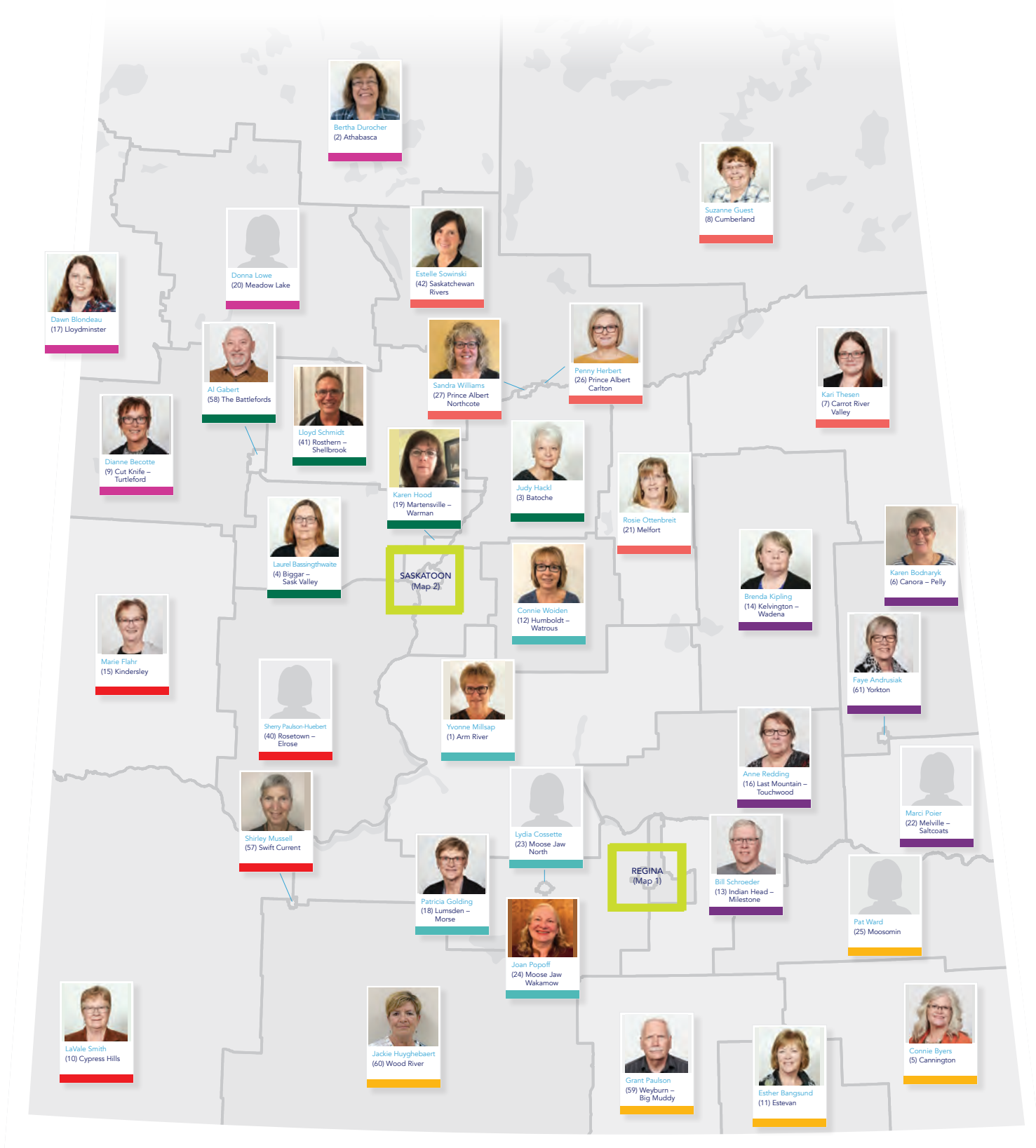
Regina

 Brenda Ward (28) Regina Coronation Park	 Bert Yalichuk (29) Regina Douglas Park	 Brenda Udahl (30) Regina Elphinstone-Centre	 Victoria Billett (31) Regina Gardiner Park
 Margo Soriano-Hale (32) Regina Lakeview	 Brent Waliduda (33) Regina Northeast	 Howard Yea (34) Regina Pasqua	 Wendy McDermid (35) Regina Rochdale
 Doug Sutherland (36) Regina Rosemont	 Ilsa Krukoff (37) Regina University	 Marcel Bolen (38) Regina Walsh Acres	 Debbie Grant (39) Regina Wascana Plains














Saskatoon

 Cliff Lange (43) Saskatoon Centre	 Diana Nordick (44) Saskatoon Churchill-Wildwood	 Jack Neppuk (45) Saskatoon Eastview	 Brad Rock (46) Saskatoon Fairview
 Bonnie Lindgren (47) Saskatoon Meewasin	 Donna Arthur (48) Saskatoon Northwest	 Carmen Hege (49) Saskatoon Nutana	 Rhonda Flaman (50) Saskatoon Riversdale
 Linda Smith (51) Saskatoon SilverSpring-Sutherland	 Deb Karaschuk (52) Saskatoon Southeast	 Kaylenn Schroeder (53) Saskatoon Stonewbridge-Dalton	 Alicia Gramiak (54) Saskatoon University
 David Gudjonson (55) Saskatoon Westview	 Darwin Webster (56) Saskatoon Willowgrove		



Deputy Supervisory Returning Officers

										
Bob Wilson Zone 1	David Larwood Zone 2	Penny Bugera Zone 3	Cathy McMann Zone 4	Ben Garchinski Zone 5	Joan Gray Zone 6	Corinne Lees Zone 7	Doug Billett Zone 8	Keith Moen Zone 9	Kelly Johnson Zone 10	Evelyn Harder Zone 11
Constituencies 2, 9, 17, 20	Constituencies 7, 8, 21, 26, 27, 42	Constituencies 6, 13, 14, 16, 22, 61	Constituencies 1, 12, 18, 23, 24	Constituencies 3, 4, 19, 41, 58	Constituencies 42, 46, 47, 48, 49, 50, 55	Constituencies 44, 45, 51, 52, 53, 54, 56	Constituencies 28, 30, 34, 35, 36, 38	Constituencies 29, 31, 32, 33, 37, 39	Constituencies 5, 11, 25, 59, 60	Constituencies 10, 15, 40, 57



6

Registered
political parties
in Saskatchewan

4

CHAPTER FOUR

Registered Political Parties

Registered Political Party	Official Registered Abbreviation	Party Leader	Chief Official Agent
Buffalo Party of Saskatchewan	Buffalo Party	Wade Sira	Barry Knight
New Democratic Party, Sask. Section	New Democratic Party (N.D.P.)	Ryan Meili	John Tzupa
Progressive Conservative Party of Saskatchewan	PC Party of Saskatchewan	Ken Grey	Virginia LaCroix
Saskatchewan Green Party	Saskatchewan Green Party	Naomi Hunter	David Abbey
Saskatchewan Liberal Party	Saskatchewan Liberal Party	Robert Rudachyk	Pat Bellamy
Saskatchewan Party	Saskatchewan Party	Scott Moe	Patrick Bundrock

As of September 30, 2020



236

Candidates nominated

CHAPTER FIVE

Candidates & Business Managers

Constituency	Political Affiliation	Candidate	Candidate's Community	Business Manager
Arm River	NDP	Cam Goff	Hanley	Mary M. Smillie
	PC	Steve Forbes	Outlook	Cathy Forbes
	SGP	Tiffany Giesbrecht	Regina	Jason Becker
	SP	Dana Skoropad	Davidson	Donna Petit
Athabasca	NDP	Buckley Belanger	Regina	Stacey Dyck Jiricka
	SGP	Leroy Laliberte	Regina	David Abbey
	SP	Kelly Kwan	Turnor Lake	Michael Daley
Batoche	NDP	Lon Borgerson	Birch Hills	Sheena Mulligan
	PC	Carrie Harris	Prince Albert	Diann Coates
	SGP	Hamish Graham	Regina	Jason Becker
	SP	Delbert Kirsch	Middle Lake	Mary Anne Telfer
Biggar-Sask Valley	BP	Trevor Simpson	Ruthilda	Tammy Danychuk
	NDP	Twyla Harris Naciri	Regina	Cathy Sproule
	SGP	Darcy Robilliard	Regina	Jason Becker
	SP	Randy Weekes	Biggar	Cindy Weekes
Cannington	BP	Wes Smith	Alida	Shirley A. Huber
	NDP	Dianne Twietmeyer	Carlyle	Lauren Hume
	SGP	Jaina Forrest	Regina	Jason Becker
	SP	Daryl Harrison	Alida	Trisha Denee Schulhauser

Continued on next page

CANDIDATES AND BUSINESS MANAGERS (CONTINUED)

Constituency	Political Affiliation	Candidate	Candidate's Community	Business Manager
Canora-Pelly	BP	Robert Hayes	Stornoway	Barry Holstien
	NDP	Stacey Strykowski	Canora	Leslie Carlson
	SGP	Breton Gattinger	Regina	Jason Becker
	SP	Terry Dennis	Canora	Gladys Zavislak
Carrot River Valley	NDP	Rod McCorriston	Tisdale	Elizabeth (Betty) Bauhuis
	PC	Glen Leson	Canora	Diann Coates
	SGP	Liam Becker	Regina	Jason Becker
	SP	Fred Bradshaw	Nipawin	Debbie O'Byrne
Cumberland	NDP	Doyle Vermette	La Ronge	Tina Louise Roberts
	SGP	Aaron Ochoo	Regina	Jason Becker
	SP	Darren Deschambeault	La Ronge	Deanne Marshall
Cut Knife-Turtleford	BP	Richard Nelson	Battleford	Terry Caldwell
	NDP	Matt Fedler	North Battleford	Erik Hansen
	SGP	Patrick McNally	Regina	Jason Becker
	SP	Ryan Domotor	Turtleford	Deanna Kahl Lundberg
Cypress Hills	BP	Crystal Tiringier	Leader	Ashley Renneberg
	NDP	Kelly Genert	Maple Creek	Barbara Genert
	PC	John Goohsen	Gull Lake	Jack Goohsen
	SGP	Dianna Holigroski	Regina	Jason Becker
	SP	Doug Steele	Gull Lake	Crystal Hellman
Estevan	BP	Phillip Michael Zajac	Estevan	Shirley A. Huber
	NDP	Seth Lendrum	Weyburn	Norma Hewitt-Lendrum
	PC	Linda Sopp	Estevan	Ron Sopp
	SGP	Scott Meyers	Regina	Jason Becker
	SP	Lori Carr	Estevan	Colleen Renard
Humboldt-Watrous	BP	Constance Maffenbeier	Guernsey	Blaise Ross
	NDP	Wendy Sekulich	Regina	Kathryn McLean
	PC	Rose Buscholl	Colonsay	Virginia LaCroix
	SGP	Jim Ternier	Regina	Jason Becker
	SP	Donna Harpauer	Humboldt	Patrick Clavelle
Indian Head-Milestone	NDP	Jared Clarke	Indian Head	Ramona Clarke
	PC	Elvin Mandziak	Melville	Diann Coates
	SGP	Billy Patterson	Regina	Jason Becker
	SP	Don McMorris	Pilot Butte	Dwayne Entner
Kelvington-Wadena	BP	Justin Chrobot	Theodore	Tammy Zielinski
	NDP	Linda Patenaude	Kelvington	Joanne Folstad
	PC	Wayne W. Mastrachuk	Preeceville	Valerie Mastrachuk
	SGP	Melissa Fletcher	Regina	Jason Becker
	SP	Hugh Nerlien	Porcupine Plain	Christine Grisdale

Constituency	Political Affiliation	Candidate	Candidate's Community	Business Manager
Kindersley	BP	Jason R. Cooper	Kindersley	Leanne Campbell
	NDP	Steven Allen	Luseland	Kirk Meyers
	PC	Terry J. Sieben	Major	Betty Lou Klein
	SGP	Evangeline Godron	Regina	Jason Becker
	SP	Ken Francis	Kindersley	Monique Neigum
Last Mountain-Touchwood	BP	Gordon Bradford	Lipton	Calle Behnke
	NDP	Thera Nordal	Southey	Lisa Macomber
	PC	Victor Teece	Regina	Virginia LaCroix
	SGP	Justin Stranack	Regina	Jason Becker
	SP	Travis Keisig	Balcarres	Susan Stettner
Lloydminster	BP	Steve Gessner	Maidstone	Dawn Kinchen
	NDP	Colleen Morrell Henning	Lloydminster	Stephen Garth Palsich
	SGP	Audra Kish	Regina	Jason Becker
	SP	Colleen Young	Lloydminster	Cindy Holowachuk
Lumsden-Morse	BP	Les Guillemín	Regina	Deborah Franklin
	NDP	Nic Lewis	Regina	Wileen Amendt
	SGP	Isaiah Hunter	Regina	David Abbey
	SP	Lyle Stewart	Pense	Jodie Hetherington
Martensville-Warman	BP	Wade Sira	Saskatoon	Derek Wiebe
	NDP	Carla Streeton	Regina	Shannon McJannet
	SGP	Melvin Pylypchuk	Regina	Jason Becker
	SP	Terry Jenson	Warman	Whitney Friesen
Meadow Lake	NDP	Harmonie King	Meadow Lake	Miles Nachbaur
	SGP	Carol Vandale	Regina	David Abbey
	SP	Jeremy Harrison	Meadow Lake	Kent Vidal
Melfort	BP	David Waldner	Melfort	Frances Alphild Bakker
	NDP	Lorne Schroeder	Leroy	Linsey Thornton
	SGP	Matthew Diakuw	Regina	Jason Becker
	SP	Todd Goudy	Melfort	Victoria Riley
Melville-Saltcoats	NDP	Bonnie Galenzoski	Yorkton	Michael Janssen
	PC	Trever Ratti	Stockholm	Virginia LaCroix
	SGP	Jack Powless	Regina	Jason Becker
	SP	Warren Kaeding	Melville	Blair Harris
Moose Jaw North	NDP	Kyle Lichtenwald	Moose Jaw	Clayton Boyer
	SGP	North Hunter	Regina	David Abbey
	SP	Tim McLeod	Moose Jaw	Jodie Hetherington

Continued on next page



CANDIDATES AND BUSINESS MANAGERS (CONTINUED)

Constituency	Political Affiliation	Candidate	Candidate's Community	Business Manager
Moose Jaw Wakamow	NDP	Melissa Patterson	Moose Jaw	Stacey Landin
	PC	Darcy Jensen	Regina	Virginia LaCroix
	SGP	Abby Firlotte	Moose Jaw	David Abbey
	SP	Greg Lawrence	Moose Jaw	Simone Gemmell
Moosomin	NDP	Ken Burton	Kipling	Carol A. Delorme
	PC	Frank Serfas	Melville	Virginia LaCroix
	SGP	Marjorie Graham	Birch Hills	Jason Becker
	SP	Steven Bonk	Moosomin	Tim Taylor
Prince Albert Carlton	NDP	Troy Parenteau	Prince Albert	Yvonne Skrudland
	PC	Renee Grasby	Prince Albert	Diann Coates
	SGP	Shirley Davis	Regina	Jason Becker
	SP	Joe Hargrave	Prince Albert	Tim Leson
Prince Albert Northcote	NDP	Nicole Rancourt	Prince Albert	Darren Solomon
	PC	Jaret Nikolaisen	Prince Albert	Diann Coates
	SGP	Sarah Kraynick	Regina	David Abbey
	SP	Alana Ross	Prince Albert	Patricia Taciuk
Regina Coronation Park	NDP	Noor Burki	Regina	Elaine Torrie
	PC	David Coates	Regina	Virginia LaCroix
	SGP	Irene Browatzke	Regina	Jason Becker
	SP	Mark Docherty	Regina	Ercoph Bongomin
Regina Douglas Park	NDP	Nicole Sarauer	Regina	K. James Rose
	PC	Sara Healey	Regina	Virginia LaCroix
	SGP	Victor Lau	Regina	David Abbey
	SP	Nadeem Naz	Regina	Ali Shayan Khan
Regina Elphinstone-Centre	IND	Rolf Hartloff	Regina	Don Greenfield
	NDP	Meara Conway	Regina	Elaine Torrie
	PC	Don Kirk	Regina	Grace Tubello
	SGP	Naomi Hunter	Regina	Michael Wright
	SP	Caesar Khan	Regina	Manjula Nanjappa
Regina Gardiner Park	NDP	Faycal Haggui	Regina	Geoffrey Ward
	PC	David Teece	Regina	Virginia LaCroix
	SGP	Helmi Scott Uguh	Regina	Jason Becker
	SP	Gene Makowsky	Regina	Shane Webster
Regina Lakeview	Lib.	Bruno Sahut	Regina	Carolyn McBean
	NDP	Carla Beck	Regina	Heather Padfield
	SGP	Michael Wright	Regina	David Abbey
	SP	Megan Patterson	Regina	Robert Thomas

Constituency	Political Affiliation	Candidate	Candidate's Community	Business Manager
Regina Northeast	Lib.	Jeff Walters	Regina	Paul Marcil
	NDP	Yens Pedersen	Regina	Aaron Laughlin
	PC	Corie Rempel	Regina	Corie Rempel
	SGP	Anthony Majore	Regina	Jason Becker
	SP	Gary Grewal	Regina	Aaron Metcalf
Regina Pasqua	NDP	Bhajan Brar	Regina	Bert Ottenson
	PC	Harry Frank	Regina	Barry McDonald
	SGP	Heather Lau	Regina	Jason Becker
	SP	Muhammad Fiaz	Regina	Alan Dedman
Regina Rochdale	NDP	Brett Estey	Regina	Will Leach
	PC	Murray Morhart	Regina	Joe Lomas
	SGP	Sarah Risk	Regina	Jason Becker
	SP	Laura Ross	Regina	Kelly Zazula
Regina Rosemont	NDP	Trent Wotherspoon	Regina	Gloria Patrick
	PC	Chris McCulloch	Regina	Barry McDonald
	SGP	James Park	Regina	David Abbey
	SP	Alex Nau	Regina	Michael Chesterton
Regina University	NDP	Aleana Young	Regina	Kamara Willett
	PC	Debbie Knill	Regina	Virginia LaCroix
	SGP	Tanner Wallace	Regina	Jason Becker
	SP	Tina Beaudry-Mellor	Regina	Colin Bachynski
Regina Walsh Acres	IND	Sandra Morin	Regina	Jason Rotelick
	NDP	Kelly Hardy	Regina	Mike Dalrymple
	PC	Ken Grey	Regina	Barry McDonald
	SP	Derek Meyers	Regina	Samuel Lichtman
Regina Wascana Plains	IND	Nestor Mryglod	Regina	Keziah Collado
	NDP	Mike Sinclair	Regina	Nial B. Kuyek
	SGP	Sonja Doyle	Regina	Jason Becker
	SP	Christine Tell	Regina	Rodney Sieffert
Rosetown-Elrose	NDP	Brenda Edel	Vanscoy	Greg Edel
	PC	Adrian Janssens	Milden	Bryan Taylor
	SGP	Justina Robinson	Harris	David Abbey
	SP	Jim Reiter	Rosetown	James D. Turner
Rosthern-Shellbrook	NDP	Trina Miller	Regina	Cathy Sproule
	PC	Yvonne Choquette	Regina	Diann Coates
	SGP	Larry Neufeld	Regina	Jason Becker
	SP	Scott Moe	Spiritwood	Grant Hladun

Continued on next page



CANDIDATES AND BUSINESS MANAGERS (CONTINUED)

Constituency	Political Affiliation	Candidate	Candidate's Community	Business Manager
Saskatchewan Rivers	BP	Fred Lackie	Warman	Karen Skwark
	NDP	Lyle Whitefish	Debden	Raymond Johnson
	PC	Shaun Harris	Prince Albert	Laurianne Bencharski
	SGP	Marcia Neault	Regina	David Abbey
	SP	Nadine Wilson	Prince Albert	Marcus Abrametz
Saskatoon Centre	NDP	Betty Nippi-Albright	Saskatoon	Mitchell Anderson
	SGP	Raven Reid	Saskatoon	David Abbey
	SP	Kim Groff	Saskatoon	Cameron Choquette
Saskatoon Churchill-Wildwood	NDP	Dave McGrane	Saskatoon	Patrick Hopkins
	PC	John Lowe	Saskatoon	Diann Coates
	SGP	Gillian Walker	Saskatoon	David Abbey
	SP	Lisa Lambert	Saskatoon	Monique Lambert-Wignes
Saskatoon Eastview	NDP	Matt Love	Saskatoon	Jared Benson
	SGP	Jan Norris	Saskatoon	David Abbey
	SP	Chris Guérette	Saskatoon	Mark Dolan
Saskatoon Fairview	NDP	Vicki Mowat	Saskatoon	Dianne Winters
	PC	Tony Ollenberger	Saskatoon	Alex Rempel
	SGP	Tobi-Dawne Smith	Saskatoon	David Abbey
	SP	Manny Sadhra	Saskatoon	Asim Rashid
Saskatoon Meewasin	NDP	Ryan Meili	Saskatoon	Andrew Donnison
	SGP	Jacklin Andrews	Saskatoon	David Abbey
	SP	Rylund Hunter	Saskatoon	Grant Scharfstein
Saskatoon Northwest	NDP	Gillian Strange	Saskatoon	Gary Stevens
	SGP	Maria Krznar	Regina	Jason Becker
	SP	Gordon Wyant	Saskatoon	Ray Sladek
Saskatoon Nutana	NDP	Erika Ritchie	Saskatoon	Erica Spracklin
	SGP	Albert Chubak	Saskatoon	David Abbey
	SP	Kyle Mazer	Saskatoon	Guy Johnston
Saskatoon Riversdale	NDP	Ashlee Hicks	Saskatoon	Dianne Winters
	SGP	Delanie Passer	Saskatoon	David Abbey
	SP	Marv Friesen	Saskatoon	Ross Gadzella
Saskatoon Silverspring-Sutherland	NDP	Tajinder Grewal	Saskatoon	Angie Fergusson
	SGP	Jaime Fairley	Regina	Jason Becker
	SP	Paul Merriman	Saskatoon	Leane Durand
Saskatoon Southeast	NDP	Pamela Beaudin	Saskatoon	Mel Jackie Spady
	SGP	Cheryl Mazil	Regina	Jason Becker
	SP	Don Morgan	Saskatoon	Timothy Bergsma

Constituency	Political Affiliation	Candidate	Candidate's Community	Business Manager
Saskatoon Stonebridge - Dakota	BP	Brett Gregg	Saskatoon	Jake Wall
	NDP	Judicaël Moukoui	Regina	Christine Banman
	SGP	Lydia Martens	Regina	Jason Becker
	SP	Bronwyn Eyre	Saskatoon	Brenda Lang
Saskatoon University	NDP	Jennifer Bowes	Saskatoon	Dianne Woloschuk
	SGP	Ericka Patmore	Regina	Jason Becker
	SP	Eric Olason	Saskatoon	Gerald Haller
Saskatoon Westview	Lib.	Robert Rudachyk	Dundurn	Herta Barron
	NDP	Malik Draz	Saskatoon	Patrick Hopkins
	SGP	Glenn Wright	Vanscoy	Shannon Wright
	SP	David Buckingham	Saskatoon	Silas Dain
Saskatoon Willowgrove	NDP	Kaitlyn Harvey	Regina	Mel Spady
	SGP	David Greenfield	Saskatoon	David Abbey
	SP	Ken Cheveldayoff	Saskatoon	Rene Stock
Swift Current	NDP	Stefan Rumpel	Swift Current	Riley Sharp
	SGP	George Watson	Regina	Jason Becker
	SP	Everett T Hindley	Swift Current	Jeremy Rondeau
The Battlefords	NDP	Amber Stewart	North Battleford	Brook Johnson
	PC	Harry Zamonsky	North Battleford	Diann Coates
	SGP	Joey Reynolds	Regina	Jason Becker
	SP	Jeremy Cockrill	North Battleford	Meagan Cockrill
Weyburn-Big Muddy	BP	Collin Keith	Weyburn	William Dean Ror
	NDP	Regan Lanning	Weyburn	Matthew Caudill
	SGP	Shane Caellaigh	Regina	Jason Becker
	SP	Dustin Duncan	Weyburn	Michael Richard Weger
Wood River	NDP	Roger Morgan	Assiniboia	Gordon D. Clark
	SGP	Kimberly Soo Goodtrack	Regina	David Abbey
	SP	David Marit	Assiniboia	Sandra Clark
Yorkton	NDP	Carter J. Antoine	Yorkton	Gregory Olson
	SGP	Judy Mergel	Regina	Jason Becker
	SP	Greg Ottenbreit	Yorkton	Randy Kachur



17 

Buffalo Party

3 

Independent

61 

New Democratic
Party (N.D.P.)

31 

PC Party
of Saskatchewan

6

CHAPTER SIX

Candidates by Party

60 

Saskatchewan
Green Party

3 

Saskatchewan
Liberal Party

61 

Saskatchewan
Party

CANDIDATES BY PARTY

Constituency	Buffalo Party	Independent	Liberal	
Arm River				
Athabasca				
Batoche				
Biggar-Sask Valley	Trevor Simpson			
Cannington	Wes Smith			
Canora-Pelly	Robert Hayes			
Carrot River Valley				
Cumberland				
Cut Knife-Turtleford	Richard Nelson			
Cypress Hills	Crystal Tiringier			
Estevan	Phillip Michael Zajac			
Humboldt-Watrous	Constance Maffenbeier			
Indian Head-Milestone				
Kelvington-Wadena	Justin Chrobot			
Kindersley	Jason R. Cooper			
Last Mountain-Touchwood	Gordon Bradford			
Lloydminster	Steve Gessner			
Lumsden-Morse	Les Guillemin			
Martensville-Warman	Wade Sira			
Meadow Lake				
Melfort	David Waldner			
Melville-Saltcoats				
Moose Jaw North				
Moose Jaw Wakamow				
Moosomin				
Prince Albert Carlton				
Prince Albert Northcote				
Regina Coronation Park				
Regina Douglas Park				
Regina Elphinstone-Centre		Rolf Hartloff		
Regina Gardiner Park				
Regina Lakeview			Bruno Sahut	

	New Democratic Party	Progressive Conservative	Saskatchewan Green Party	Saskatchewan Party
	Cam Goff	Steve Forbes	Tiffany Giesbrecht	Dana Skoropad
	Buckley Belanger		Leroy Laliberte	Kelly Kwan
	Lon Borgerson	Carrie Harris	Hamish Graham	Delbert Kirsch
	Twyla Harris Naciri		Darcy Robilliard	Randy Weekes
	Dianne Twietmeyer		Jaina Forrest	Daryl Harrison
	Stacey Strykowski		Breton Gattinger	Terry Dennis
	Rod McCorriston	Glen Leson	Liam Becker	Fred Bradshaw
	Doyle Vermette		Aaron Oochoo	Darren Deschambeault
	Matt Fedler		Patrick McNally	Ryan Domotor
	Kelly Genert	John Goohsen	Dianna Holigroski	Doug Steele
	Seth Lendrum	Linda Sopp	Scott Meyers	Lori Carr
	Wendy Sekulich	Rose Buscholl	Jim Ternier	Donna Harpauer
	Jared Clarke	Elvin Mandziak	Billy Patterson	Don McMorris
	Linda Patenaude	Wayne W. Mastrachuk	Melissa Fletcher	Hugh Nerlien
	Steven Allen	Terry J. Sieben	Evangeline Godron	Ken Francis
	Thera Nordal	Victor Teece	Justin Stranack	Travis Keisig
	Colleen Morrell Henning		Audra Kish	Colleen Young
	Nic Lewis		Isaiah Hunter	Lyle Stewart
	Carla Streeton		Melvin Pylypchuk	Terry Jenson
	Harmonie King		Carol Vandale	Jeremy Harrison
	Lorne Schroeder		Matthew Diakuw	Todd Goudy
	Bonnie Galenzoski	Trever Ratti	Jack Powless	Warren Kaeding
	Kyle Lichtenwald		North Hunter	Tim McLeod
	Melissa Patterson	Darcy Jensen	Abby Firlotte	Greg Lawrence
	Ken Burton	Frank Serfas	Marjorie Graham	Steven Bonk
	Troy Parenteau	Renee Grasby	Shirley Davis	Joe Hargrave
	Nicole Rancourt	Jaret Nikolaisen	Sarah Kraynick	Alana Ross
	Noor Burki	David Coates	Irene Browatzke	Mark Docherty
	Nicole Sarauer	Sara Healey	Victor Lau	Nadeem Naz
	Meara Conway	Don Kirk	Naomi Hunter	Caesar Khan
	Faycal Haggui	David Teece	Helmi Scott Uguh	Gene Makowsky
	Carla Beck		Michael Wright	Megan Patterson

Continued on next page



CANDIDATES BY PARTY (CONTINUED)

Constituency	Buffalo Party	Independent	Liberal	
Regina Northeast			Jeff Walters	
Regina Pasqua				
Regina Rochdale				
Regina Rosemont				
Regina University				
Regina Walsh Acres		Sandra Morin		
Regina Wascana Plains		Nestor Mryglod		
Rosetown-Elrose				
Rosthern-Shellbrook				
Saskatchewan Rivers	Fred Lackie			
Saskatoon Centre				
Saskatoon Churchill-Wildwood				
Saskatoon Eastview				
Saskatoon Fairview				
Saskatoon Meewasin				
Saskatoon Northwest				
Saskatoon Nutana				
Saskatoon Riversdale				
Saskatoon Silverspring-Sutherland				
Saskatoon Southeast				
Saskatoon Stonebridge-Dakota	Brett Gregg			
Saskatoon University				
Saskatoon Westview			Robert Rudachyk	
Saskatoon Willowgrove				
Swift Current				
The Battlefords				
Weyburn-Big Muddy	Collin Keith			
Wood River				
Yorkton				

	New Democratic Party	Progressive Conservative	Saskatchewan Green Party	Saskatchewan Party
	Yens Pedersen	Corie Rempel	Anthony Majore	Gary Grewal
	Bhajan Brar	Harry Frank	Heather Lau	Muhammad Fiaz
	Brett Estey	Murray Morhart	Sarah Risk	Laura Ross
	Trent Wotherspoon	Chris McCulloch	James Park	Alex Nau
	Aleana Young	Debbie Knill	Tanner Wallace	Tina Beaudry-Mellor
	Kelly Hardy	Ken Grey		Derek Meyers
	Mike Sinclair		Sonja Doyle	Christine Tell
	Brenda Edel	Adrian Janssens	Justina Robinson	Jim Reiter
	Trina Miller	Yvonne Choquette	Larry Neufeld	Scott Moe
	Lyle Whitefish	Shaun Harris	Marcia Neault	Nadine Wilson
	Betty Nippi-Albright		Raven Reid	Kim Groff
	Dave McGrane	John Lowe	Gillian Walker	Lisa Lambert
	Matt Love		Jan Norris	Chris Guérette
	Vicki Mowat	Tony Ollenberger	Tobi-Dawne Smith	Manny Sadhra
	Ryan Meili		Jacklin Andrews	Rylund Hunter
	Gillian Strange		Maria Krznar	Gordon Wyant
	Erika Ritchie		Albert Chubak	Kyle Mazer
	Ashlee Hicks		Delanie Passer	Marv Friesen
	Tajinder Grewal		Jaime Fairley	Paul Merriman
	Pamela Beaudin		Cheryl Mazil	Don Morgan
	Judicaël Moukoui		Lydia Martens	Bronwyn Eyre
	Jennifer Bowes		Erickka Patmore	Eric Olauson
	Malik Draz		Glenn Wright	David Buckingham
	Kaitlyn Harvey		David Greenfield	Ken Cheveldayoff
	Stefan Rumpel		George Watson	Everett T Hindley
	Amber Stewart	Harry Zamonsky	Joey Reynolds	Jeremy Cockrill
	Regan Lanning		Shane Caellaigh	Dustin Duncan
	Roger Morgan		Kimberly Soo Goodtrack	David Marit
	Carter J. Antoine		Judy Mergel	Greg Ottenbreit



61

Number of
members
elected to the
Legislative
Assembly



7

CHAPTER SEVEN

Members Elected

MEMBERS ELECTED

Name of Member	Political Affiliation	Constituency
Beck, Carla	NDP	Regina Lakeview
Belanger, Buckley	NDP	Athabasca
Bonk, Steven	SP	Moosomin
Bowes, Jennifer	NDP	Saskatoon University
Bradshaw, Fred	SP	Carrot River Valley
Buckingham, David	SP	Saskatoon Westview
Carr, Lori	SP	Estevan
Cheveldayoff, Ken	SP	Saskatoon Willowgrove
Cockrill, Jeremy	SP	The Battlefords
Conway, Meara	NDP	Regina Elphinstone-Centre
Dennis, Terry	SP	Canora-Pelly
Docherty, Mark	SP	Regina Coronation Park
Domotor, Ryan	SP	Cut Knife-Turtleford
Duncan, Dustin	SP	Weyburn-Big Muddy
Eyre, Bronwyn	SP	Saskatoon Stonebridge-Dakota
Fiaz, Muhammad	SP	Regina Pasqua
Francis, Ken	SP	Kindersley
Friesen, Marv	SP	Saskatoon Riversdale
Goudy, Todd	SP	Melfort
Grewal, Gary	SP	Regina Northeast
Hargrave, Joe	SP	Prince Albert Carlton
Harpauer, Donna	SP	Humboldt-Watrous
Harrison, Daryl	SP	Cannington
Harrison, Jeremy	SP	Meadow Lake
Hindley, Everett	SP	LSwift Current
Jenson, Terry	SP	Martensville-Warman
Kaeding, Warren	SP	Melville-Saltcoats
Keisig, Travis	SP	Last Mountain-Touchwood
Kirsch, Delbert	SP	Batoche
Lambert, Lisa	SP	Saskatoon Churchill-Wildwood
Lawrence, Greg	SP	Moose Jaw Wakamow

Name of Member	Political Affiliation	Constituency
Love, Matt	NDP	Saskatoon Eastview
Makowsky, Gene	SP	Regina Gardiner Park
Marit, David	SP	Wood River
McLeod, Tim	SP	Moose Jaw North
McMorris, Don	SP	Indian Head-Milestone
Meili, Ryan	NDP	Saskatoon Meewasin
Merriman, Paul	SP	Saskatoon Silverspring-Sutherland
Meyers, Derek	SP	Regina Walsh Acres
Moe, Scott	SP	Rosthern-Shellbrook
Morgan, Don	SP	Saskatoon Southeast
Mowat, Vicki	NDP	Saskatoon Fairview
Nerlien, Hugh	SP	Kelvington-Wadena
Nippi-Albright, Betty	NDP	Saskatoon Centre
Ottenbreit, Greg	SP	Yorkton
Reiter, Jim	SP	Rosetown-Elrose
Ritchie, Erika	NDP	Saskatoon Nutana
Ross, Alana	SP	Prince Albert Northcote
Ross, Laura	SP	Regina Rochdale
Sarauer, Nicole	NDP	Regina Douglas Park
Skoropad, Dana	SP	Arm River
Steele, Doug	SP	Cypress Hills
Stewart, Lyle	SP	Lumsden-Morse
Tell, Christine	SP	Regina Wascana Plains
Vermette, Doyle	NDP	Cumberland
Weekes, Randy	SP	Biggar-Sask Valley
Wilson, Nadine	SP	Saskatchewan Rivers
Wotherspoon, Trent	NDP	Regina Rosemont
Wyant, Gordon	SP	Saskatoon Northwest
Young, Aleana	NDP	Regina University
Young, Colleen	SP	Lloydminster



CHAPTER EIGHT

Vote Summary by Constituency

Constituency	Registered Voters	% of Registered Voters Who Voted	Candidate	Political Affiliation	Votes Received	% By Party	Valid Votes
Arm River	13,130	65.26%					8,568
			Cam Goff	NDP	1,336	15.66%	
			Steve Forbes	PC	431	5.05%	
			Tiffany Giesbrecht	SGP	197	2.31%	
			Dana Skoropad	SP	6,569	76.98%	
			Rejected		35		
Athabasca	9,136	33.63%					3,072
			Buckley Belanger	NDP	1,730	56.80%	
			Kelly Kwan	SP	1,112	36.51%	
			Leroy Laliberte	SGP	204	6.70%	
			Rejected		26		
Batoche	11,886	56.47%					6,712
			Lon Borgerson	NDP	1,811	27.14%	
			Carrie Harris	PC	350	5.24%	
			Hamish Graham	SGP	156	2.34%	
			Delbert Kirsch	SP	4,357	65.28%	
			Rejected		38		

Constituency	Registered Voters	% of Registered Voters Who Voted	Candidate	Political Affiliation	Votes Received	% By Party	Valid Votes
Biggar-Sask Valley	13,712	57.60%					7,898
			Trevor Simpson	BP	698	8.89%	
			Twyla Harris Naciri	NDP	1,193	15.19%	
			Darcy Robilliard	SGP	189	2.41%	
			Randy Weekes	SP	5,775	73.52%	
			Rejected		43		
Cannington	12,599	62.38%					7,859
			Wes Smith	BP	1,239	15.81%	
			Dianne Twietmeyer	NDP	680	8.68%	
			Jaina Forrest	SGP	136	1.74%	
			Daryl Harrison	SP	5,781	73.77%	
			Rejected		23		
Canora-Pelly	11,817	54.04%					6,386
			Robert Hayes	BP	358	5.63%	
			Stacey Strykowski	NDP	1,524	23.97%	
			Breton Gattinger	SGP	133	2.09%	
			Terry Dennis	SP	4,343	68.31%	
			Rejected		28		
Carrot River Valley	12,409	52.58%					6,525
			Rod McCorriston	NDP	1,282	19.77%	
			Glen Leson	PC	279	4.30%	
			Liam Becker	SGP	90	1.39%	
			Fred Bradshaw	SP	4,833	74.54%	
			Rejected		41		
Cumberland	14,533	29.34%					4,264
			Doyle Vermette	NDP	2,807	66.53%	
			Aaron Ochoo	SGP	116	2.75%	
			Darren Deschambeault	SP	1,296	30.72%	
			Rejected		45		
Cut Knife-Turtleford	13,003	55.46%					7,212
			Richard Nelson	BP	572	7.97%	
			Matt Fedler	NDP	943	13.15%	
			Patrick McNally	SGP	141	1.97%	
			Ryan Domotor	SP	5,517	76.91%	
			Rejected		39		
Cypress Hills	12,630	57.11%					7,213
			Crystal Tiringier	BP	1,389	19.31%	
			Kelly Genert	NDP	681	9.47%	
			John Goohsen	PC	328	4.56%	
			Dianna Holigroski	SGP	110	1.53%	
			Doug Steele	SP	4,685	65.13%	
			Rejected		20		

Continued on next page



VOTE SUMMARY BY CONSTITUENCY (CONTINUED)

Constituency	Registered Voters	% of Registered Voters Who Voted	Candidate	Political Affiliation	Votes Received	% By Party	Valid Votes
Estevan	12,255	57.85%					7,090
			Phillip Michael Zajac	BP	1,713	24.26%	
			Seth Lendrum	NDP	470	6.66%	
			Linda Sopp	PC	354	5.01%	
			Scott Meyers	SGP	116	1.64%	
			Lori Carr	SP	4,409	62.43%	
			Rejected		28		
Humboldt-Watrous	12,736	61.87%					7,880
			Constance Maffenbeier	BP	529	6.74%	
			Wendy Sekulich	NDP	1,180	15.04%	
			Rose Buscholl	PC	243	3.10%	
			Jim Ternier	SGP	181	2.31%	
			Donna Harpauer	SP	5,713	72.81%	
			Rejected		34		
Indian Head-Milestone	14,159	59.56%					8,433
			Jared Clarke	NDP	2,371	28.24%	
			Elvin Mandziak	PC	251	2.99%	
			Billy Patterson	SGP	147	1.75%	
			Don McMorris	SP	5,626	67.02%	
			Rejected		38		
Kelvington-Wadena	12,014	57.57%					6,917
			Justin Chrobot	BP	370	5.37%	
			Linda Patenaude	NDP	1,223	17.76%	
			Wayne W. Mastrachuk	PC	331	4.81%	
			Melissa Fletcher	SGP	172	2.50%	
			Hugh Nerlien	SP	4,791	69.57%	
			Rejected		30		
Kindersley	12,275	57.87%					7,104
			Jason R. Cooper	BP	1,041	14.70%	
			Steven Allen	NDP	508	7.17%	
			Terry J. Sieben	PC	194	2.74%	
			Evangeline Godron	SGP	70	0.99%	
			Ken Francis	SP	5,269	74.40%	
			Rejected		22		
Last Mountain-Touchwood	11,943	60.09%					7,177
			Gordon Bradford	BP	411	5.75%	
			Thera Nordal	NDP	1,800	25.19%	
			Victor Teece	PC	327	4.58%	
			Charles Jedlicka	SGP	146	2.04%	
			Travis Keisig	SP	4,461	62.44%	
			Rejected		32		

Constituency	Registered Voters	% of Registered Voters Who Voted	Candidate	Political Affiliation	Votes Received	% By Party	Valid Votes
Lloydminster	15,397	30.45%					4,688
			Steve Gessner	BP	235	5.04%	
			Colleen Morrell Henning	NDP	530	11.36%	
			Audra Kish	SGP	56	1.20%	
			Colleen Young	SP	3,846	82.41%	
			Rejected		21		
Lumsden-Morse	13,476	63.39%					8,542
			Les Guillemain	BP	509	5.98%	
			Nic Lewis	NDP	1,529	17.98%	
			Isaiah Hunter	SGP	225	2.65%	
			Lyle Stewart	SP	6,243	73.40%	
			Rejected		36		
Martensville-Warman	18,131	53.53%					9,705
			Wade Sira	BP	566	5.87%	
			Carla Streeton	NDP	1,779	18.45%	
			Melvin Pylypchuk	SGP	161	1.67%	
			Terry Jenson	SP	7,137	74.01%	
			Rejected		62		
Meadow Lake	13,809	46.08%					6,363
			Harmonie King	NDP	1,627	25.67%	
			Carol Vandale	SGP	171	2.70%	
			Jeremy Harrison	SP	4,540	71.63%	
			Rejected		25		
Melfort	12,494	57.52%					7,187
			David Waldner	BP	369	5.16%	
			Lorne Schroeder	NDP	1,132	15.82%	
			Matthew Diakuw	SGP	103	1.44%	
			Todd Goudy	SP	5,550	77.58%	
			Rejected		33		
Melville-Saltcoats	12,714	56.10%					7,132
			Bonnie Galenzoski	NDP	1,248	17.57%	
			Trever Ratti	PC	324	4.56%	
			Jack Powless	SGP	137	1.93%	
			Warren Kaeding	SP	5,394	75.94%	
			Rejected		29		

Continued on next page



VOTE SUMMARY BY CONSTITUENCY (CONTINUED)

Constituency	Registered Voters	% of Registered Voters Who Voted	Candidate	Political Affiliation	Votes Received	% By Party	Valid Votes
Moose Jaw North	12,834	58.24%					7,474
			Kyle Lichtenwald	NDP	2,532	34.11%	
			North Hunter	SGP	159	2.14%	
			Tim McLeod	SP	4,733	63.75%	
			Rejected		50		
Moose Jaw Wakamow	12,918	50.60%					6,537
			Melissa Patterson	NDP	2,644	40.73%	
			Darcy Jensen	PC	239	3.68%	
			Abby Firlotte	SGP	142	2.19%	
			Greg Lawrence	SP	3,466	53.40%	
			Rejected		46		
Moosomin	12,878	54.82%					7,060
			Ken Burton	NDP	1,143	16.26%	
			Frank Serfas	PC	248	3.53%	
			Marjorie Graham	SGP	171	2.43%	
			Steven Bonk	SP	5,467	77.78%	
			Rejected		31		
Prince Albert Carlton	13,965	48.30%					6,745
			Troy Parenteau	NDP	2,563	38.23%	
			Renee Grasby	PC	175	2.61%	
			Shirley Davis	SGP	99	1.48%	
			Joe Hargrave	SP	3,867	57.68%	
			Rejected		41		
Prince Albert Northcote	14,499	37.78%					5,477
			Nicole Rancourt	NDP	2,457	45.25%	
			Jaret Nikolaisen	PC	215	3.96%	
			Sarah Kraynick	SGP	106	1.95%	
			Alana Ross	SP	2,652	48.84%	
			Rejected		47		
Regina Coronation Park	12,621	47.64%					6,013
			Noor Burki	NDP	2,630	44.12%	
			David Coates	PC	227	3.81%	
			Irene Browatzke	SGP	191	3.20%	
			Mark Docherty	SP	2,913	48.87%	
			Rejected		52		

Constituency	Registered Voters	% of Registered Voters Who Voted	Candidate	Political Affiliation	Votes Received	% By Party	Valid Votes
Regina Douglas Park	12,950	46.04%					5,962
			Nicole Sarauer	NDP	3,545	60.14%	
			Sara Healey	PC	331	5.61%	
			Victor Lau	SGP	211	3.58%	
			Nadeem Naz	SP	1,808	30.67%	
			Rejected		67		
Regina Elphinstone-Centre	12,813	32.13%					4,117
			Meara Conway	NDP	2,491	61.42%	
			Don Kirk	PC	124	3.06%	
			Naomi Hunter	SGP	260	6.41%	
			Caesar Khan	SP	1,126	27.76%	
			Rolf Hartloff	IND	55	1.36	
			Rejected		61		
Regina Gardiner Park	12,448	57.88%					7,205
			Faycal Haggui	NDP	2,542	35.58%	
			David Teece	PC	118	1.65%	
			Helmi Scott Uguh	SGP	142	1.99%	
			Gene Makowsky	SP	4,342	60.78%	
			Rejected		61		
Regina Lakeview	12,268	59.46%					7,294
			Carla Beck	NDP	4,739	65.47%	
			Michael Wright	SGP	202	2.79%	
			Bruno Sahut	LIB	103	1.42%	
			Megan Patterson	SP	2,194	30.31%	
			Rejected		56		
Regina Northeast	12,879	58.32%					7,511
			Yens Pedersen	NDP	3,259	43.58%	
			Corie Rempel	PC	272	3.64%	
			Anthony Majore	SGP	135	1.81%	
			Jeff Walters	LIB	103	1.38%	
			Gary Grewal	SP	3,709	49.60%	
			Rejected		33		
Regina Pasqua	18,884	54.30%					10,254
			Bhajan Brar	NDP	4,535	44.71%	
			Harry Frank	PC	408	4.02%	
			Heather Lau	SGP	409	4.03%	
			Muhammad Fiaz	SP	4,791	47.23%	
			Rejected		111		

Continued on next page



VOTE SUMMARY BY CONSTITUENCY (CONTINUED)

Constituency	Registered Voters	% of Registered Voters Who Voted	Candidate	Political Affiliation	Votes Received	% By Party	Valid Votes
Regina Rochdale	17,122	62.64%					10,725
			Brett Estey	NDP	4,140	38.88%	
			Murray Morhart	PC	317	2.98%	
			Sarah Risk	SGP	209	1.96%	
			Laura Ross	SP	5,981	56.18%	
			Rejected		78		
Regina Rosemont	13,401	53.38%					7,154
			Trent Wotherspoon	NDP	4,094	57.83%	
			Chris McCulloch	PC	295	4.17%	
			James Park	SGP	168	2.37%	
			Alex Nau	SP	2,522	35.63%	
			Rejected		75		
Regina University	11,176	62.78%					7,016
			Aleana Young	NDP	3,478	49.99%	
			Debbie Knill	PC	164	2.36%	
			Tanner Wallace	SGP	180	2.59%	
			Tina Beaudry-Mellor	SP	3,136	45.07%	
			Rejected		58		
Regina Walsh Acres	12,048	56.49%					6,806
			Kelly Hardy	NDP	2,542	37.65%	
			Ken Grey	PC	265	3.92%	
			Derek Meyers	SP	3,148	46.62%	
			Sandra Morin	IND	797	11.80%	
			Rejected		54		
Regina Wascana Plains	17,900	63.63%					11,389
			Mike Sinclair	NDP	3,619	32.03%	
			Sonja Doyle	SGP	248	2.19%	
			Christine Tell	SP	7,209	63.80%	
			Nestor Mryglod	IND	224	1.98%	
			Rejected		89		
Rosetown-Elrose	12,049	62.54%					7,536
			Brenda Edel	NDP	1,191	15.94%	
			Adrian Janssens	PC	282	3.77%	
			Justina Robinson	SGP	193	2.58%	
			Jim Reiter	SP	5,806	77.70%	
			Rejected		64		

Constituency	Registered Voters	% of Registered Voters Who Voted	Candidate	Political Affiliation	Votes Received	% By Party	Valid Votes
Rosthern-Shellbrook	12,210	55.18%					6,737
			Trina Miller	NDP	1,084	16.14%	
			Yvonne Choquette	PC	144	2.14%	
			Larry Neufeld	SGP	146	2.17%	
			Scott Moe	SP	5,341	79.54%	
			Rejected		22		
Saskatchewan Rivers	12,211	58.55%					7,149
			Fred Lackie	BP	292	4.13%	
			Lyle Whitefish	NDP	1,839	26.00%	
			Shaun Harris	PC	424	5.99%	
			Marcia Neault	SGP	117	1.65%	
			Nadine Wilson	SP	4,401	62.22%	
			Rejected		76		
Saskatoon Centre	13,522	39.48%					5,338
			Betty Nippi-Albright	NDP	3,080	58.52%	
			Raven Reid	SGP	152	2.89%	
			Kim Groff	SP	2,031	38.59%	
			Rejected		75		
Saskatoon Churchill-Wildwood	12,700	61.71%					7,837
			Dave McGrane	NDP	3,580	46.21%	
			John Lowe	PC	198	2.56%	
			Gillian Walker	SGP	130	1.68%	
			Lisa Lambert	SP	3,839	49.55%	
			Rejected		90		
Saskatoon Eastview	12,873	62.82%					8,087
			Matt Love	NDP	4,063	50.78%	
			Jan Norris	SGP	234	2.92%	
			Chris Guérette	SP	3,704	46.29%	
			Rejected		86		
Saskatoon Fairview	14,952	47.10%					7,043
			Vicki Mowat	NDP	3,759	53.91%	
			Tony Ollenberger	PC	315	4.52%	
			Tobi-Dawne Smith	SGP	131	1.88%	
			Manny Sadhra	SP	2,768	39.70%	
			Rejected		70		
Saskatoon Meewasin	12,982	56.27%					7,305
			Ryan Meili	NDP	3,700	51.24%	
			Jacklin Andrews	SGP	188	2.60%	
			Rylund Hunter	SP	3,333	46.16%	
			Rejected		84		

Continued on next page



VOTE SUMMARY BY CONSTITUENCY (CONTINUED)

Constituency	Registered Voters	% of Registered Voters Who Voted	Candidate	Political Affiliation	Votes Received	% By Party	Valid Votes
Saskatoon Northwest	11,820	60.36%					7,135
			Gillian Strange	NDP	2,519	35.67%	
			Maria Krznar	SGP	152	2.15%	
			Gordon Wyant	SP	4,390	62.17%	
			Rejected		74		
Saskatoon Nutana	13,007	56.95%					7,408
			Erika Ritchie	NDP	4,777	65.13%	
			Albert Chubak	SGP	219	2.99%	
			Kyle Mazer	SP	2,339	31.89%	
			Rejected		73		
Saskatoon Riversdale	13,308	45.96%					6,116
			Ashlee Hicks	NDP	2,903	47.85%	
			Delanie Passer	SGP	180	2.97%	
			Marv Friesen	SP	2,984	49.18%	
			Rejected		49		
Saskatoon Silverspring-Sutherland	13,470	54.25%					7,307
			Tajinder Grewal	NDP	2,737	37.85%	
			Jaime Fairley	SGP	223	3.08%	
			Paul Merriman	SP	4,272	59.07%	
			Rejected		75		
Saskatoon Southeast	15,150	59.59%					9,028
			Pamela Beaudin	NDP	3,080	34.48%	
			Cheryl Mazil	SGP	173	1.94%	
			Don Morgan	SP	5,679	63.58%	
			Rejected		96		
Saskatoon Stonebridge-Dakota	19,683	57.87%					11,391
			Brett Gregg	BP	334	2.96%	
			Judicaël Moukouri	NDP	3,083	27.31%	
			Lydia Martens	SGP	289	2.56%	
			Bronwyn Eyre	SP	7,584	67.17%	
			Rejected		101		
Saskatoon University	11,286	54.45%					6,145
			Jennifer Bowes	NDP	3,225	52.97%	
			Erickka Patmore	SGP	133	2.18%	
			Eric Olason	SP	2,730	44.84%	
			Rejected		57		

Constituency	Registered Voters	% of Registered Voters Who Voted	Candidate	Political Affiliation	Votes Received	% By Party	Valid Votes
Saskatoon Westview	15,701	51.12%					8,027
			Malik Draz	NDP	3,260	40.95%	
			Glenn Wright	SGP	229	2.88%	
			Robert Rudachyk	LIB	149	1.87%	
			David Buckingham	SP	4,322	54.30%	
			Rejected		67		
Saskatoon Willowgrove	20,102	56.18%					11,420
			Kaitlyn Harvey	NDP	3,600	31.82%	
			David Greenfield	SGP	203	1.79%	
			Ken Cheveldayoff	SP	7,509	66.38%	
			Rejected		108		
Swift Current	12,630	57.11%					7,213
			Stefan Rumpel	NDP	1,421	19.83%	
			George Watson	SGP	124	1.73%	
			Everett T Hindley	SP	5,620	78.44%	
			Rejected		48		
The Battlefords	14,223	48.04%					6,833
			Amber Stewart	NDP	1,931	28.55%	
			Harry Zamonsky	PC	231	3.42%	
			Joey Reynolds	SGP	125	1.85%	
			Jeremy Cockrill	SP	4,477	66.19%	
			Rejected		69		
Weyburn-Big Muddy	12,625	61.70%					7,789
			Collin Keith	BP	673	8.68%	
			Regan Lanning	NDP	1,021	13.17%	
			Shane Caellaigh	SGP	89	1.15%	
			Dustin Duncan	SP	5,972	77.01%	
			Rejected		34		
Wood River	12,304	63.33%					7,792
			Roger Morgan	NDP	1,085	14.01%	
			Kimberly Soo Goodtrack	SGP	248	3.20%	
			David Marit	SP	6,413	82.79%	
			Rejected		46		
Yorkton	12,752	44.66%					5,695
			Carter J. Antoine	NDP	1,301	23.08%	
			Judy Mergel	SGP	164	2.91%	
			Greg Ottenbreit	SP	4,171	74.01%	
			Rejected		59		





62,935



Number of vote by mail
applications received by
Elections Saskatchewan

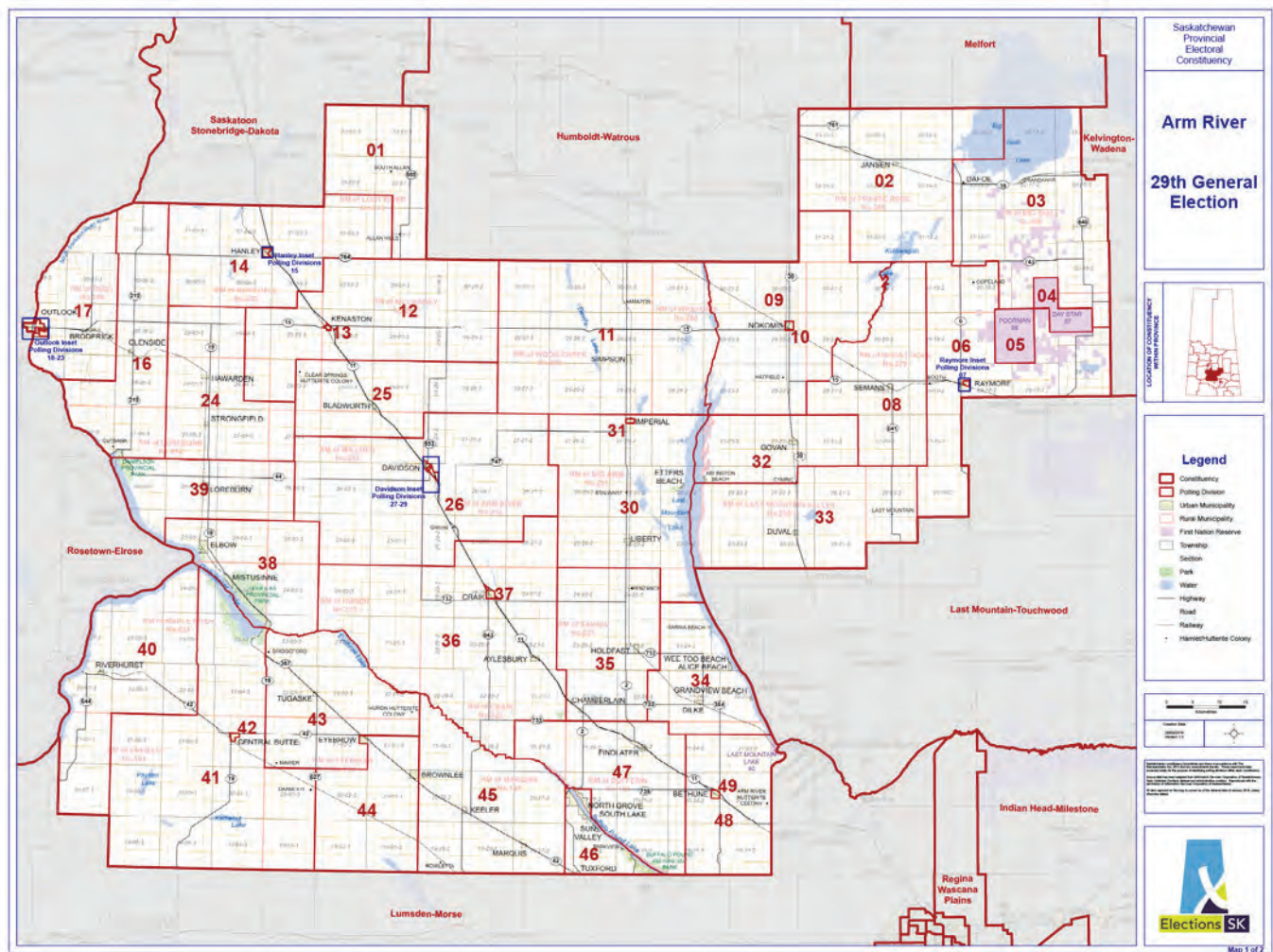


9

CHAPTER NINE

Vote Summary by Constituency Polling Division

VOTE SUMMARY BY CONSTITUENCY POLLING DIVISION: ARM RIVER

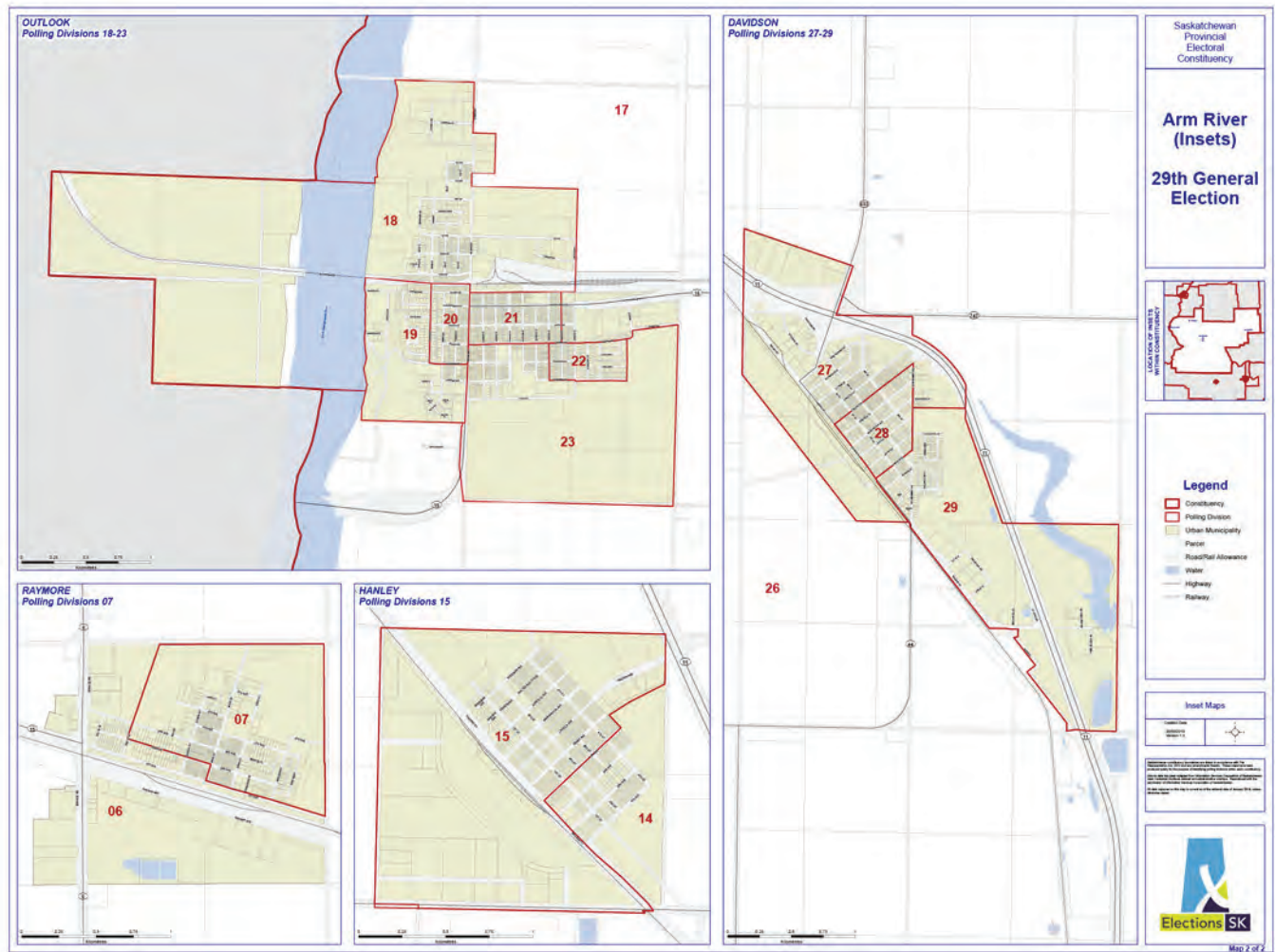


Arm River - Polling Location			Votes Cast For				Ballots	
Poll	Poll Name	Registered Voters	Cam Goff NDP	Steve Forbes PC	Tiffany Giesbrecht SGP	Dana Skoropad SP	Rejected Ballots	Votes For Cands
1	Allan Composite School	132	14	4	0	32	0	50
2	Jansen Community Hall	255	17	6	5	123	0	151
3	Wynyard Elementary School	368	41	10	2	128	0	181
4	Day Star Band Office (Gymnasium)	99	44	0	0	2	0	46
5	Asiniw-Kisik Education Campus (Gymnasium)	347	108	1	4	6	1	119
6	Raymore School	275	32	6	5	102	0	145
7	Raymore School	343	27	15	4	156	1	202
8	Semans Gym	290	16	18	3	97	1	134
9	Nokomis Centennial Hall	110	2	3	0	30	0	35
10	Nokomis Centennial Hall	287	15	8	2	49	0	74
11	Simpson Centennial Centre	333	12	11	2	138	0	163
12	Kenaston Place	231	8	9	4	87	1	108
13	Kenaston Place	226	16	13	2	90	0	121
14	Hanley Centennial Community Centre	342	39	8	7	136	0	190
15	Hanley Centennial Community Centre	313	37	10	2	112	0	161
16	Glenside Activity Centre	247	15	4	3	114	0	136
17	Outlook Civic Centre	305	13	7	2	48	0	70
18	Outlook Civic Centre	290	16	7	1	60	0	84
19	Outlook Civic Centre	327	6	7	2	56	0	71
20	Outlook Elementary School	231	1	1	0	34	2	36
21	Outlook Elementary School	237	8	3	5	38	0	54
22	Outlook High School	251	8	6	1	68	1	83
23	Outlook High School	276	6	6	1	42	0	55
24	Strongfield Community Hall	213	4	3	1	90	1	98
25	Bladworth Town And Elks Hall	217	3	1	3	58	0	65
26	Davidson Town Hall	330	7	1	2	69	0	79
27	Davidson Town Hall	214	3	2	0	43	0	48
28	Davidson School	262	4	0	3	33	0	40
29	Davidson School	242	3	1	1	46	2	51
30	Liberty Memorial Hall	219	16	2	3	100	0	121
31	Imperial Community Centre	249	22	11	1	110	0	144
32	Govan Community Centre	240	19	9	5	89	1	122
33	Duval Community Hall	243	14	7	3	138	0	162
34	Dilke Memorial Hall	263	7	5	2	85	0	99
35	Schell School	306	7	3	1	101	0	112
36	Craik Community Legion Hall	288	10	7	0	142	0	159

Continued on next page



ARM RIVER (CONTINUED)

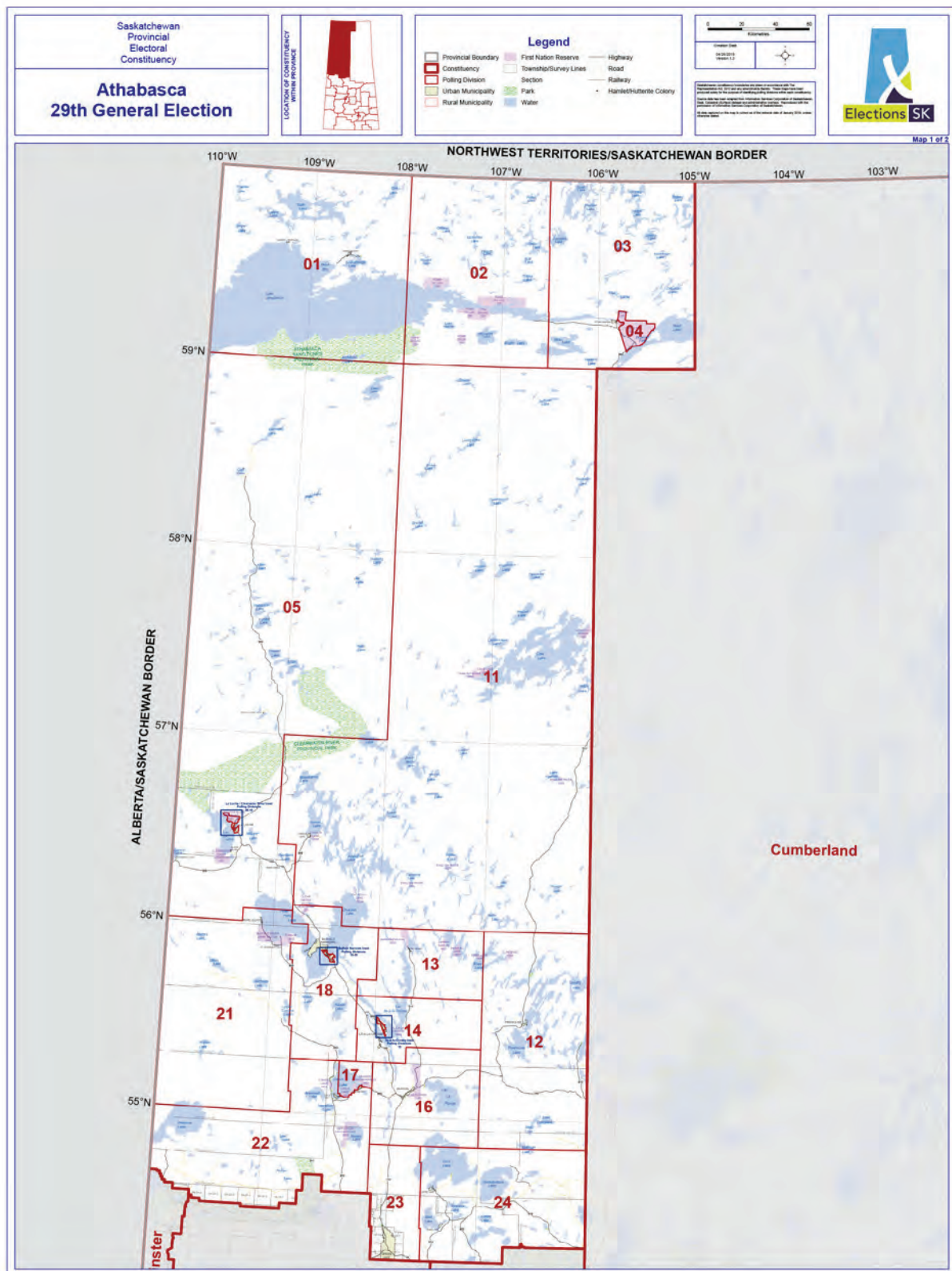


Arm River - Polling Location			Votes Cast For				Ballots	
Poll	Poll Name	Registered Voters	Cam Goff	Steve Forbes	Tiffany Giesbrecht	Dana Skoropad	Rejected Ballots	Votes For Cands
			NDP	PC	SGP	SP		
37	Craik Community Legion Hall	314	31	8	1	160	0	200
38	Elbow Civic Centre	360	28	19	10	161	0	218
39	Loreburn Town and Country Activity Centre	209	10	6	0	94	0	110
40	Riverhurst Community Hall	229	15	7	3	100	1	125
41	Central Butte School	253	8	3	2	74	0	87
42	Central Butte School	318	10	6	1	59	0	76
43	Tugaske Community Centre	251	8	7	2	64	0	81
44	Eyebrow Memorial Hall	222	11	8	1	97	2	117
45	Tuxford Hall	208	10	5	0	89	0	104
46	Tuxford Hall	457	42	10	7	154	0	213
47	Findlater Community Hall	146	2	2	0	31	0	35
48	K+S Potash Canada Community Hall	292	14	8	2	101	0	125
49	K+S Potash Canada Community Hall	319	34	2	5	124	0	165
A001	Central Butte Senior Citizens Centre	-	30	21	8	262	2	321
A002	Outlook Civic Centre	-	136	34	28	633	0	831
A003	Davidson Town Hall	-	51	11	15	532	4	609
A004	Nokomis Centennial Hall	-	46	14	5	257	1	322
A005	Findlater Community Hall	-	44	13	5	323	0	385
PCF	Personal Care Facilities	151	25	21	5	37	0	88
ABS	Absentee	-	1	1	0	13	1	15
VBM	Vote By Mail	-	158	10	13	350	13	531
HRT	Hospital, Remand and Temporarily Displaced	-	2	0	2	2	0	6
	Totals	13,130	1,336	431	197	6,569	35	8,533

	Candidate Elected - Dana Skoropad							
	Plurality	5,233						
	% Who Voted	65.26%						
	% By Party		15.66%	5.05%	2.31%	76.98%		



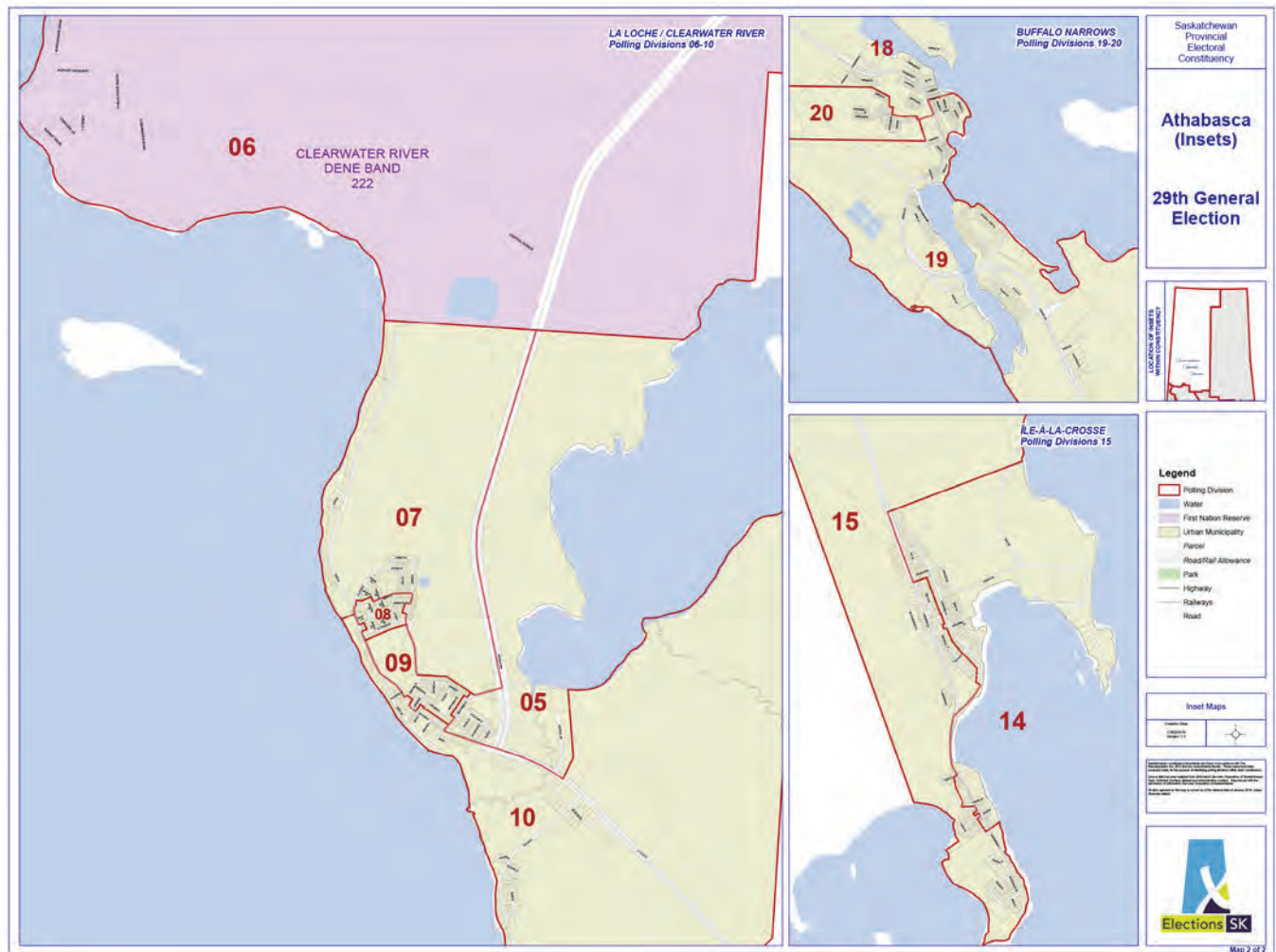
VOTE SUMMARY BY CONSTITUENCY POLLING DIVISION: ATHABASCA



Athabasca - Polling Location			Votes Cast For			Ballots	
Poll	Poll Name	Registered Voters	Buckley Belanger NDP	Leroy Laliberte SGP	Kelly Kwan SP	Rejected Ballots	Votes For Cands
1	Ben McIntyre School Gym (Back Entrance)	52	17	4	7	1	28
2 A/B	Fond Du Lac Community Hall	457	25	5	20	4	50
3	Stony Rapids Community Gymnasium	136	12	4	33	1	49
4 A/B	Joe Cook Memorial Youth Centre	730	15	4	10	2	29
5	La Loche Community Hall	275	11	0	17	0	28
6 A/B	Clearwater Hall	606	17	4	49	0	70
7	La Loche Community Hall	386	19	0	25	0	44
8	La Loche Community Hall	345	22	0	21	0	43
9	La Loche Community Hall	331	25	0	22	0	47
10	La Loche Community Hall	415	22	3	50	0	75
11	Birch Narrows Dene Nation Arena	372	43	11	112	2	166
12	Pinehouse Multi Use Centre	631	77	9	57	0	143
13 A/B	Patuanak Community Hall	517	138	3	4	1	145
14	Sakitawak Youth Centre	475	87	7	6	0	100
15	Sakitawak Youth Centre	315	68	2	6	0	76
16	Beauval BDI Gymnasium	520	96	20	17	0	133
17 A/B	Canoe Lake Community Hall	593	141	45	15	0	201
18	Lakeview Complex	283	28	3	25	0	56
19	Lakeview Complex	291	33	1	39	0	73
20	Lakeview Complex	281	37	2	25	0	64
21 A/B	Dillon Band Hall/Michel Village Office	633	87	7	95	3	189
22	Cole Bay Community Hall	120	25	14	13	0	52
23	Green Lake Community Hall	322	34	3	12	0	49
24	Dore Lake Community Hall	30	9	0	15	0	24
A001	Beauval BDI Gymnasium	-	85	24	13	1	122
A002	Lakeview Complex	-	83	1	79	1	163
A003	Green Lake Community Hall	-	41	7	11	0	59

Continued on next page

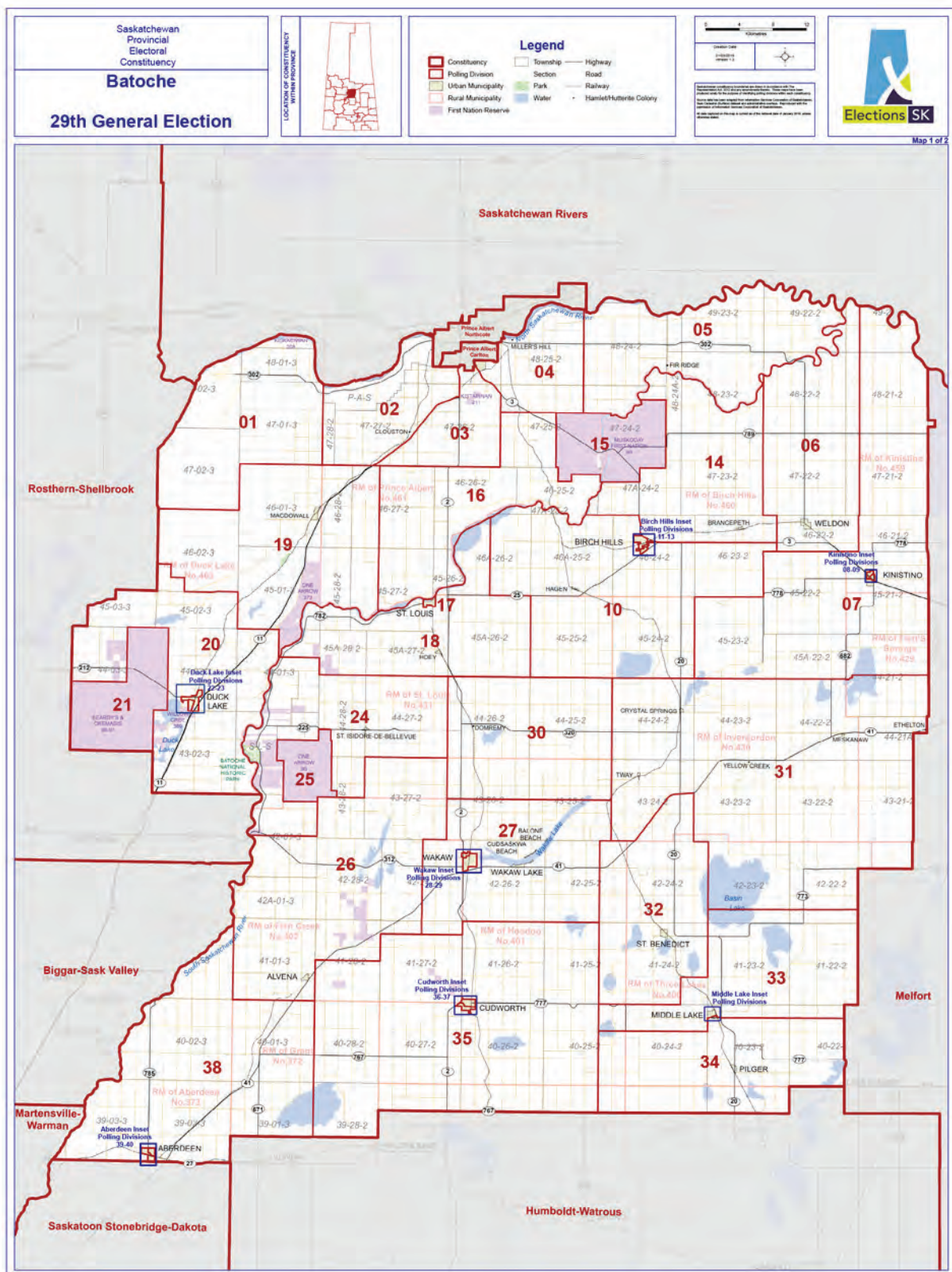




Athabasca - Polling Location			Votes Cast For			Ballots	
Poll	Poll Name	Registered Voters	Buckley Belanger NDP	Leroy Laliberte SGP	Kelly Kwan SP	Rejected Ballots	Votes For Cands
A004	La Loche Community Hall	-	135	6	274	2	415
A005	ICSI Radio Station (Board Room)	-	223	6	10	1	239
A006	Pinehouse Multi Use Centre	-	35	5	28	0	68
PCF	Personal Care Facilities	20	6	0	2	1	8
ABS	RESULTS COMBINED WITH VBM						
VBM	Vote By Mail, Absentee, Extraordinary Voting	-	17	1	0	2	18
X-VOTE	RESULTS COMBINED WITH VBM						
HRT	Hospital, Remand and Temporarily Displaced	-	17	3	0	4	20
	Totals	9,136	1,730	204	1,112	26	3,046

	Candidate Elected - Buckley Belanger						
	Plurality	618					
	% Who Voted	33.63%					
	% By Party		56.80%	6.70%	36.51%		

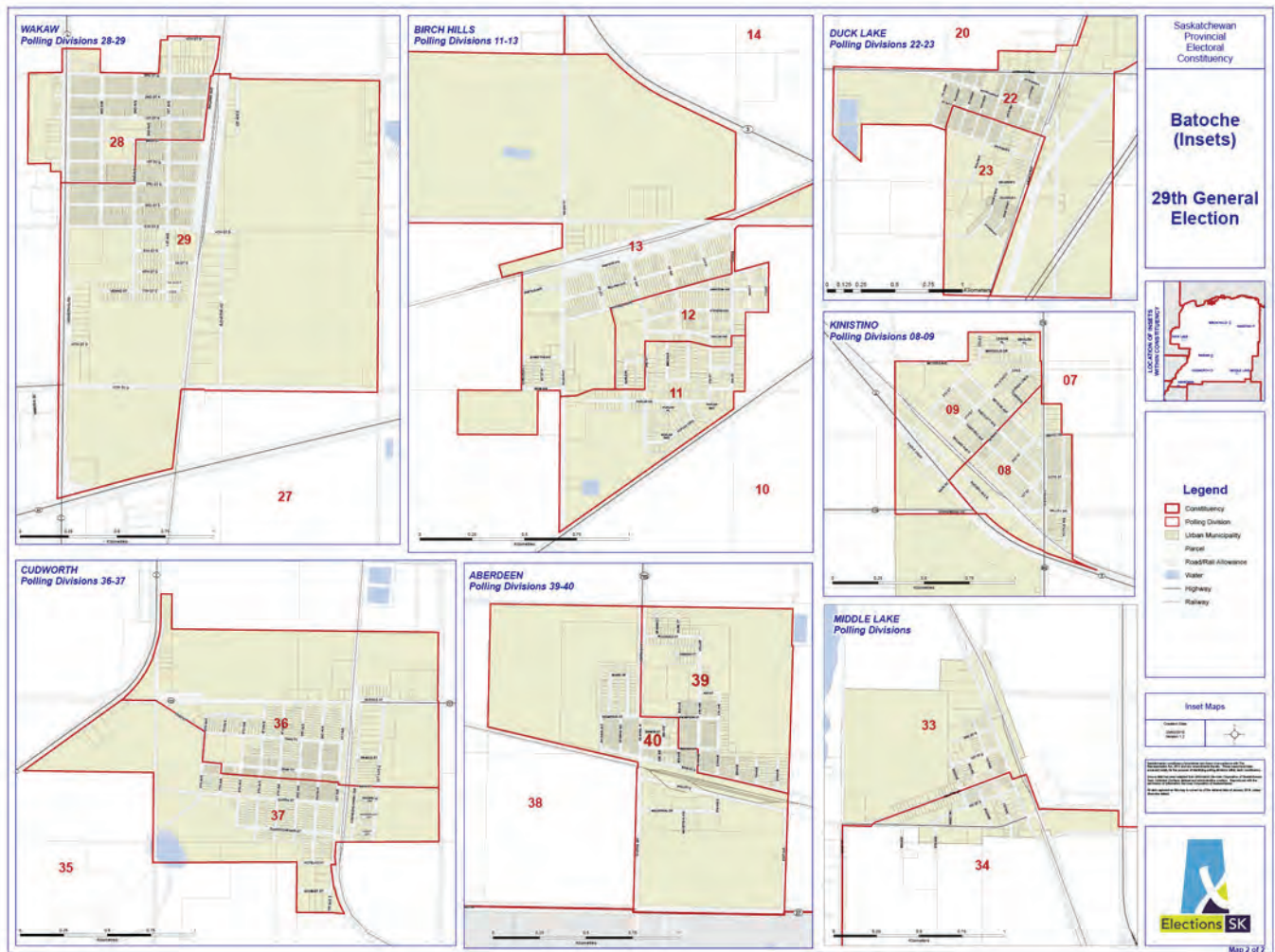
VOTE SUMMARY BY CONSTITUENCY POLLING DIVISION: BATOCHÉ



Batoche - Polling Location			Votes Cast For				Ballots	
Poll	Poll Name	Registered Voters	Lon Borgerson NDP	Carrie Harris PC	Hamish Graham SGP	Delbert Kirsch SP	Rejected Ballots	Votes For Cands
1	MacDowall Lions Recreation Centre	259	15	3	2	48	0	68
2	Coronet Hotel	332	13	9	1	47	0	70
3	Coronet Hotel	191	11	4	1	39	0	55
4	East Central School	390	19	4	3	86	0	112
5	East Central School	478	36	8	6	117	0	167
6	Weldon Silver Tone Club	269	21	9	2	82	2	114
7	Kinistino Public School	265	5	2	2	58	0	67
8	Kinistino Public School	219	3	5	0	20	0	28
9	Kinistino Public School	201	6	3	2	31	0	42
10	Birch Hills School	366	48	6	6	87	1	147
11	Birch Hills School	300	50	2	4	79	1	135
12	Birch Hills Civic Centre	254	46	8	4	64	1	122
13	Birch Hills Civic Centre	226	30	5	3	64	1	102
14	Weldon Silver Tone Club	259	6	3	0	73	0	82
15 A/B	Muskoday Band Hall	524	113	2	4	12	0	131
16	Osborne School	326	24	2	2	87	1	115
17	St. Louis Community Hall	312	47	6	1	25	0	79
18	St. Louis Community Hall	199	15	5	0	50	0	70
19	MacDowall Lions Recreation Centre	320	36	16	0	85	0	137
20	Duck Lake Belle Drome	256	15	4	1	44	0	64
21	Beardy's & Okemasis Veterans Memorial Hall	466	94	2	4	7	0	107
22	Duck Lake Belle Drome	250	29	1	1	5	0	36
23	Duck Lake Legion Hall	238	28	2	2	12	0	44
24	Bellevue Community Hall	249	28	6	0	94	0	128
25	One Arrow First Nation Elders Hall	360	83	1	3	3	0	90
26	Alvena Community Centre	236	14	2	0	67	0	83
27	Wakaw Recreation Centre	308	15	7	4	58	0	84
28	Wakaw Recreation Centre	297	14	1	1	45	0	61
29	Wakaw Recreation Centre	358	22	5	1	26	0	54
30	Domremy Community Hall	286	23	7	0	105	0	135
31	Yellow Creek Community Centre	337	33	9	3	94	0	139
32	St. Benedict Community Center	160	7	3	1	59	1	70
33	Middle Lake Multiplex	258	5	2	0	56	0	63
34	Middle Lake Multiplex	283	8	6	0	46	0	60
35	Cudworth Community Hall	307	11	7	5	115	0	138
36	Cudworth Community Hall	263	20	7	0	89	0	116

Continued on next page



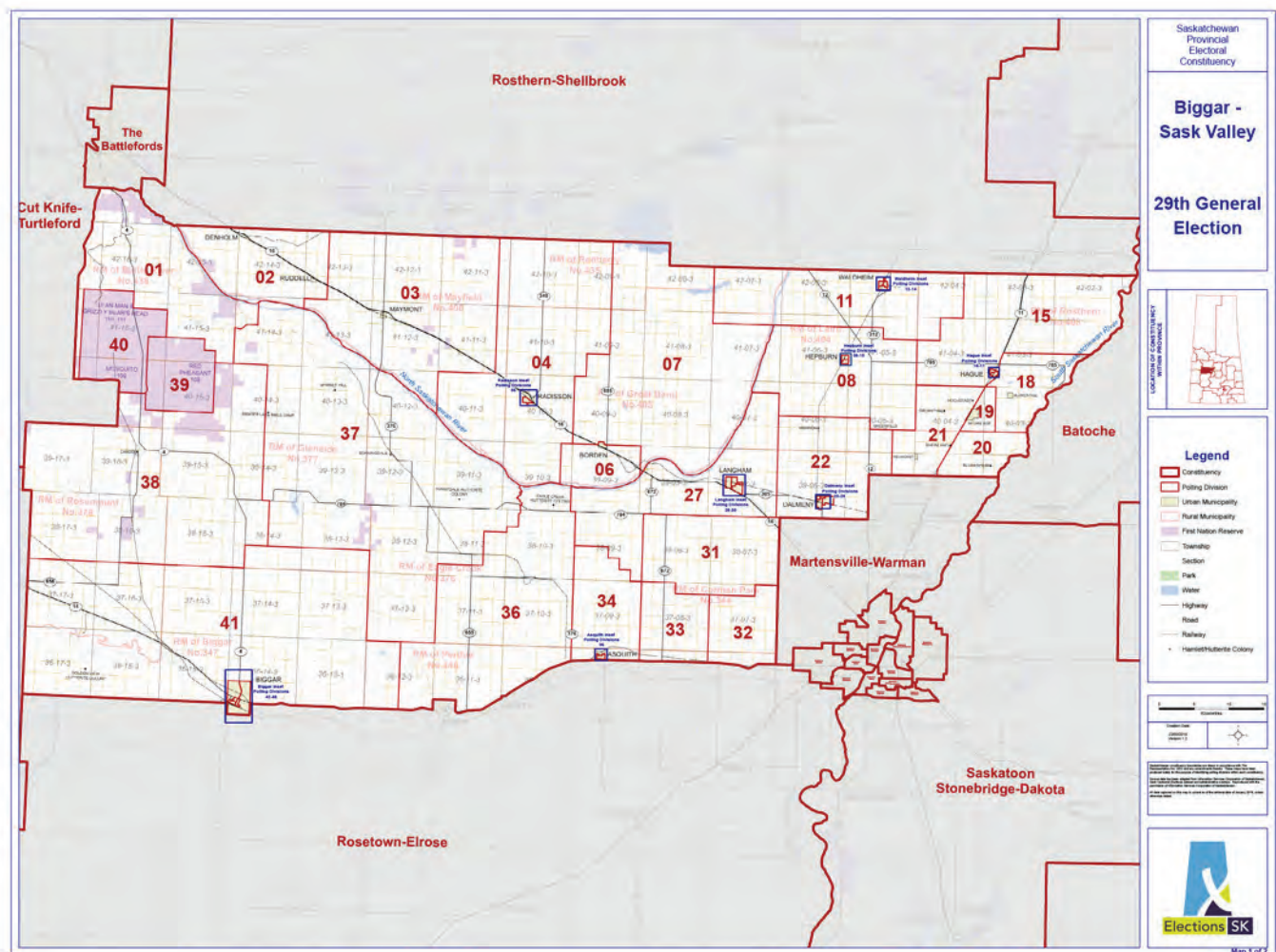


Batoche - Polling Location			Votes Cast For				Ballots	
Poll	Poll Name	Registered Voters	Lon Borgerson NDP	Carrie Harris PC	Hamish Graham SGP	Delbert Kirsch SP	Rejected Ballots	Votes For Cands
37	Cudworth Community Hall	286	21	5	7	84	0	117
38	Aberdeen Community Hall	276	11	5	1	65	0	82
39	Aberdeen Community Hall	261	17	4	2	50	0	73
40	Aberdeen Community Hall	212	10	1	1	31	0	43
A001	Kinistino Half Century Club	-	67	19	9	325	0	420
A002	Coronet Hotel	-	59	14	10	198	0	281
A003	Coronet Hotel	-	65	17	6	190	2	278
A004	Saint Louis Community Hall	-	104	7	7	153	0	271
A005	Aberdeen Community Hall	-	38	11	6	160	0	215
A006	Middle Lake Multiplex	-	31	8	2	199	0	240
A007	Wakaw Legion Hall	-	114	31	15	386	3	546
A008	Duck Lake Belle Drome	-	59	9	4	105	2	177
PCF	Personal Care Facilities	249	47	31	6	59	6	143
ABS	Absentee	-	2	0	0	12	0	14
VBM	Vote By Mail, Extraordinary Voting	-	164	11	10	257	13	442
X-VOTE	RESULTS COMBINED WITH VBM							
HRT	Hospital, Remand and Temporarily Displaced	-	9	3	1	4	4	17
Totals		11,886	1,811	350	156	4,357	38	6,674

	Candidate Elected - Delbert Kirsch							
	Plurality	2,546						
	% Who Voted	56.47%						
	% By Party		27.14%	5.24%	2.34%	65.28%		



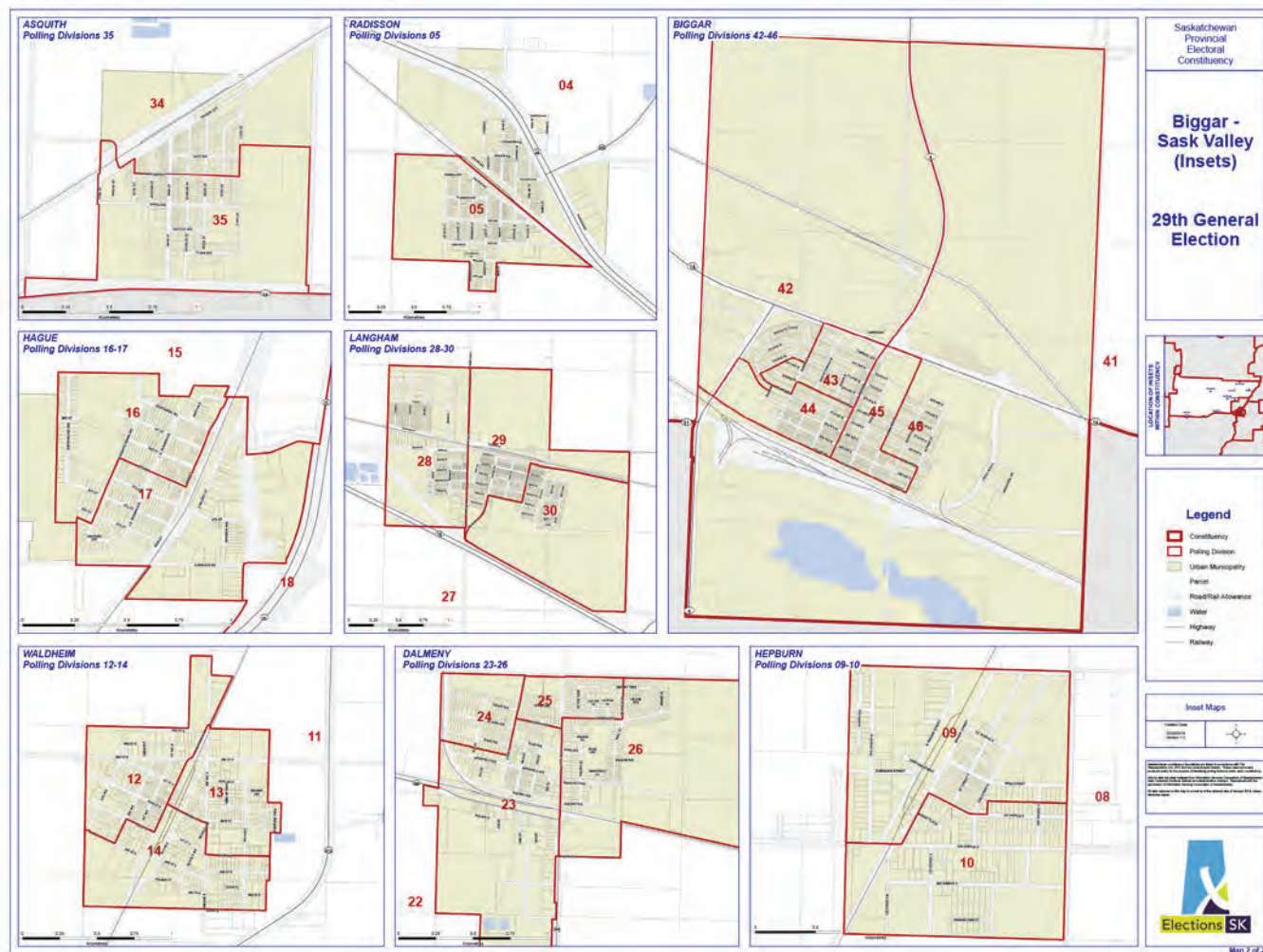
VOTE SUMMARY BY CONSTITUENCY POLLING DIVISION: BIGGAR-SASK VALLEY



Biggar-Sask Valley - Polling Location			Votes Cast For				Ballots	
Poll	Poll Name	Registered Voters	Trevor Simpson BP	Twyla Harris Naciri NDP	Darcy Robilliard SGP	Randy Weekes SP	Rejected Ballots	Votes For Cands
1	Don Ross Centre (Gym)	192	4	18	1	46	0	69
2	Denholm Rec Hall	165	7	19	3	69	0	98
3	Maymont Senior's Hall	282	13	20	6	123	1	162
4	Radisson Communiplex	268	9	1	0	43	0	53
5	Goodrich Events Centre	286	8	7	1	62	0	78
6	Borden Community Hall	293	15	41	6	103	0	165
7	Radisson Communiplex	234	7	3	1	73	0	84
8	Hepburn School	377	20	8	5	149	1	182
9	Hepburn School	217	20	9	3	84	0	116
10	Hepburn School	296	12	13	6	126	1	157
11	Waldheim School	211	11	5	3	80	0	99
12	Waldheim Jubilee Centre	242	8	12	0	127	0	147
13	Waldheim School	236	5	8	5	107	0	125
14	Waldheim Jubilee Centre	282	12	23	0	111	0	146
15	Hague Curling Club	324	12	10	3	57	1	82
16	Hague Municipal Hall	379	10	8	3	76	0	97
17	Hague Municipal Hall	261	15	7	2	66	0	90
18	Hague High School	306	13	4	0	76	0	93
19	Hague High School	399	17	9	0	96	1	122
20	Hague High School	242	5	1	2	64	0	72
21	Hague High School	322	12	8	3	53	0	76
22	Dalmeny High School Gym	359	6	17	1	109	0	133
23	Dalmeny High School Gym	324	16	26	7	113	0	162
24	Dalmeny Seniors' Heritage Centre	274	4	29	2	102	0	137
25	Dalmeny Seniors' Heritage Centre	304	10	26	6	92	0	134
26	Dalmeny High School Gym	385	20	30	7	130	0	187
27	Walter W Brown School	274	6	24	5	82	0	117
28	Langham Evangelical Bible Church	336	12	24	1	107	1	144
29	Langham Evangelical Bible Church	345	15	27	4	113	0	159
30	Langham Evangelical Bible Church	373	11	31	3	138	1	183
31	Walter W Brown School	260	9	24	9	95	0	137
32	Lord Asquith School	358	5	8	2	36	0	51
33	Lord Asquith School	332	5	16	4	48	1	73
34	Lord Asquith School	308	1	9	1	28	0	39
35	Asquith Senior Centre	299	7	10	0	42	0	59
36	Lord Asquith School	276	6	1	0	45	0	52

Continued on next page



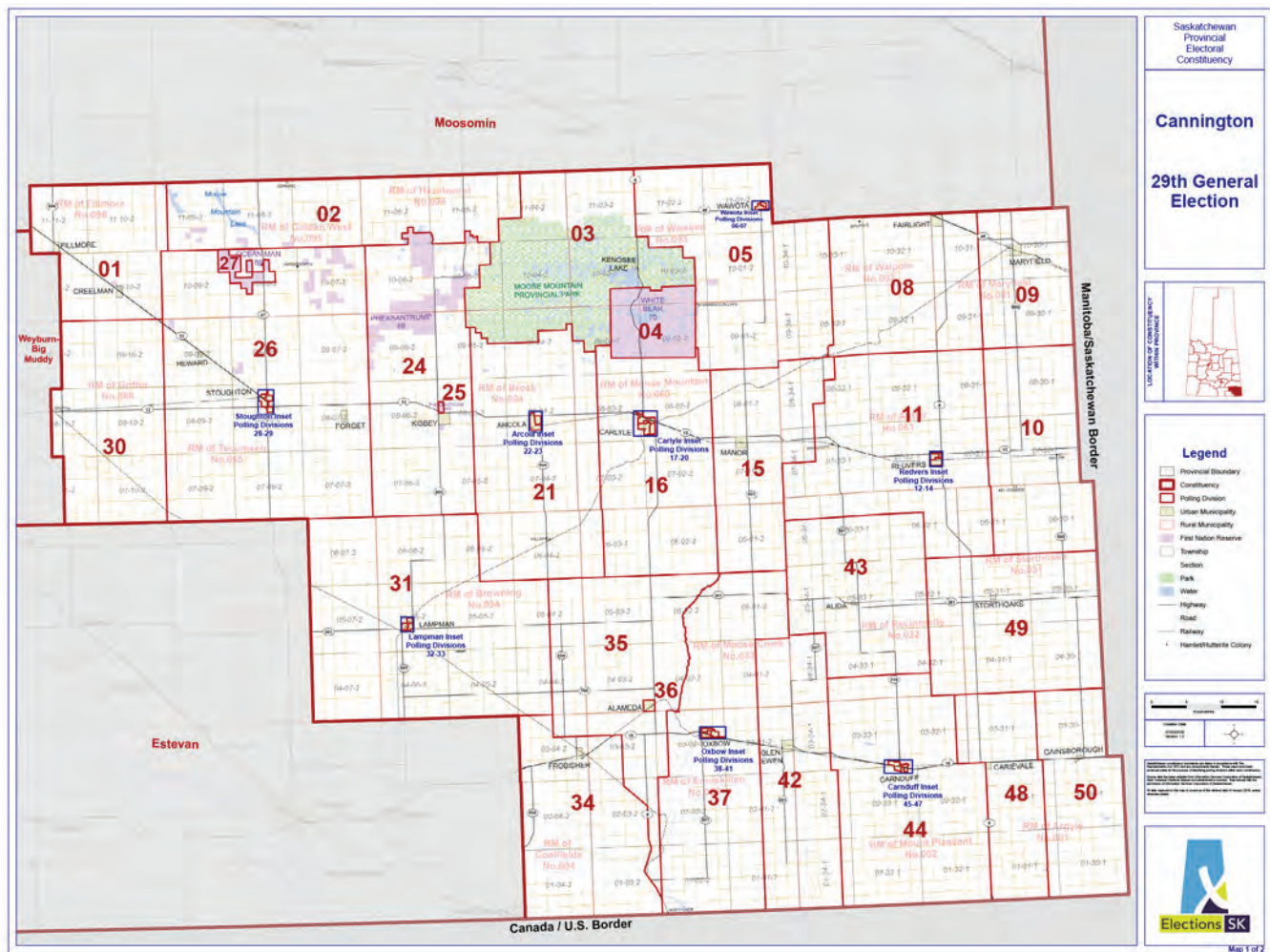


Biggar-Sask Valley - Polling Location			Votes Cast For				Ballots	
Poll	Poll Name	Registered Voters	Trevor Simpson BP	Twyla Harris Naciri NDP	Darcy Robilliard SGP	Randy Weekes SP	Rejected Ballots	Votes For Cands
37	Sonningdale Complex	315	2	0	5	44	0	51
38	Cando Community School	176	10	8	1	44	0	63
39/40	Cando Community School / Mosquito First Nation Band Hall	575	0	58	1	7	0	66
41	Biggar Central School 2000 (Main Gym)	351	9	3	3	43	0	58
42	Biggar Central School 2000 (Main Gym)	284	9	9	0	21	0	39
43	Biggar Central School 2000 (Main Gym)	340	13	14	1	35	1	63
44	Biggar Community Hall	275	4	16	0	26	0	46
45	Biggar Community Hall	304	15	15	3	27	0	60
46	Biggar Community Hall	272	7	8	0	22	0	37
A001	Asquith Senior Centre	-	44	95	17	423	0	579
A002	Biggar New Horizons Queen St. Entrance	-	84	112	10	428	2	634
A003	Hague Municipal Hall	-	88	75	16	836	2	1,015
A004	Radisson Communiplex	-	19	39	7	217	1	282
A005	Sonningdale Complex	-	6	18	5	108	0	137
PCF	Personal Care Facilities	199	5	15	8	50	2	78
ABS	Absentee	-	1	1	0	15	1	17
VBM	Vote By Mail, Extraordinary Voting	-	14	170	7	350	21	541
X-VOTE	RESULTS COMBINED WITH VBM							
HRT	Hospital, Remand and Temporarily Displaced	-	0	1	0	8	5	9
Totals		13,712	698	1,193	189	5,775	43	7,855

	Candidate Elected - Randy Weekes							
	Plurality	4,582						
	% Who Voted	57.6%						
	% By Party		8.89%	15.19%	2.41%	73.52%		



VOTE SUMMARY BY CONSTITUENCY POLLING DIVISION: CANNINGTON



Cannington - Polling Location			Votes Cast For				Ballots	
Poll	Poll Name	Registered Voters	Wes Smith BP	Dianne Twietmeyer NDP	Jaina Forrest SGP	Daryl Harrison SP	Rejected Ballots	Votes For Cands
1	Fillmore Memorial Hall	380	22	24	7	156	1	209
2	Corning Community Hall	143	9	1	3	72	0	85
3	Kenosee Lake Four Seasons Drop Inn	401	15	16	4	196	0	231
4 A/B	Kakakaway Learning Centre	474	6	66	2	30	0	104
5	Wawota Town Hall	228	11	5	2	106	0	124
6	Wawota Town Hall	204	13	10	4	86	0	113
7	Wawota Town Hall	210	12	10	3	104	0	129
8	Fairlight Drop In Centre	127	6	1	1	50	0	58
9	Maryfield Harmony Senior Centre	330	19	10	4	144	0	177
10	Antler Community Hall	179	6	2	1	72	0	81
11	Golden Age Centre	336	12	1	1	94	0	108
12	Redvers School	229	8	7	1	33	0	49
13	Redvers School	204	8	2	0	19	1	29
14	Redvers School	279	12	4	2	41	0	59
15	Manor Over 60 Club	359	27	11	4	142	0	184
16	Carlyle Elementary School	246	8	4	1	63	0	76
17	Carlyle Elementary School	256	4	7	0	52	0	63
18	Gordon F Kells High School	251	7	5	0	33	0	45
19	Gordon F Kells High School	341	9	3	1	46	0	59
20	Gordon F Kells High School	246	9	14	2	40	0	65
21	Prairie Place Hall	232	15	6	1	94	0	116
22	Prairie Place Hall	227	14	11	1	66	0	92
23	Prairie Place Hall	244	28	6	3	81	0	118
24	Kisbey Rec Centre	250	26	6	1	76	1	109
25	Pheasant Rump Nakota First Nation	37	3	11	1	3	0	18
26	Stoughton Central School	331	12	14	3	71	0	100
27	Ocean Man First Nation Band Hall	92	1	23	2	3	0	29
28	Stoughton Central School	245	9	8	3	34	1	54
29	Stoughton Central School	231	7	2	0	57	0	66
30	Griffin Community Recreation Centre	199	18	7	2	97	0	124
31	Lampman School	326	39	5	1	60	0	105
32	Lampman School	229	12	4	2	39	0	57
33	Lampman School	254	12	2	0	51	0	65
34	Frobisher Community Hall	211	35	4	2	64	0	105
35	Alameda Legion Hall Branch #267	226	21	9	1	81	0	112
36	Alameda Legion Hall Branch #267	278	45	12	0	99	0	156

Continued on next page



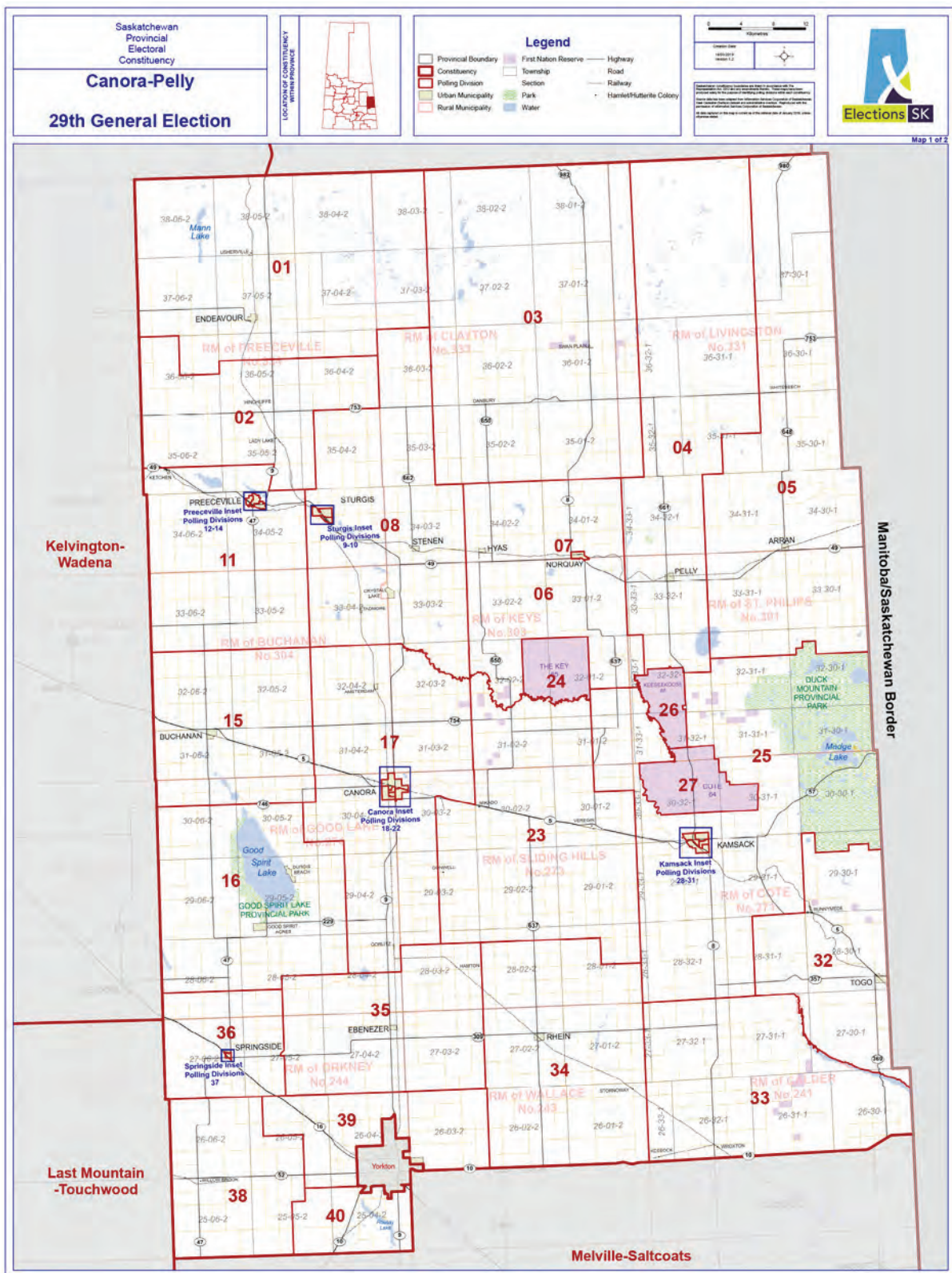


Cannington - Polling Location			Votes Cast For				Ballots	
Poll	Poll Name	Registered Voters	Wes Smith BP	Dianne Twietmeyer NDP	Jaina Forrest SGP	Daryl Harrison SP	Rejected Ballots	Votes For Cands
37	Oxbow Memorial Hall (Gym)	220	19	7	0	52	0	78
38	Oxbow Memorial Hall (Gym)	248	16	5	0	51	0	72
39	Oxbow Memorial Hall (Gym)	220	21	7	1	43	0	72
40	Oxbow Memorial Hall (Gym)	230	15	7	1	30	0	53
41	Oxbow Memorial Hall (Lobby)	212	18	3	0	45	0	66
42	Glen Ewen Communiplex	238	27	0	3	74	0	104
43	Alida Golden Gate Centre	240	49	4	0	95	0	148
44	St. Andrews United Church	219	24	1	0	96	1	121
45	St. Andrews United Church	243	33	4	1	110	0	148
46	Carnduff Old School	207	15	9	2	86	0	112
47	Carnduff Old School	250	32	9	3	80	0	124
48	Carievale Community Hall	278	44	7	1	112	0	164
49	Storthoaks Sunshine Club	209	43	1	0	91	0	135
50	Gainsborough Town Hall	259	34	6	0	124	0	164
A001	Golden Age Centre	-	55	19	9	421	0	504
A002	Stoughton Legion Hall	-	26	41	6	268	0	341
A003	Oxbow Memorial Hall (Lobby)	-	109	29	7	388	0	533
A004	Prairie Lily Club	-	49	16	4	207	0	276
A005	Carlyle Happy Gang Club	-	63	82	17	551	1	713
PCF	Personal Care Facilities	291	15	27	12	101	4	155
ABS	RESULTS COMBINED WITH VBM							
VBM	Vote By Mail, Absentee	-	10	62	3	195	11	270
HRT	Hospital, Remand and Temporarily Displaced	-	2	1	0	6	2	9
Totals		12,599	1,239	680	136	5,781	23	7,836

	Candidate Elected - Daryl Harrison							
	Plurality	4,542						
	% Who Voted	62.38%						
	% By Party		15.81%	8.68%	1.74%	73.77%		



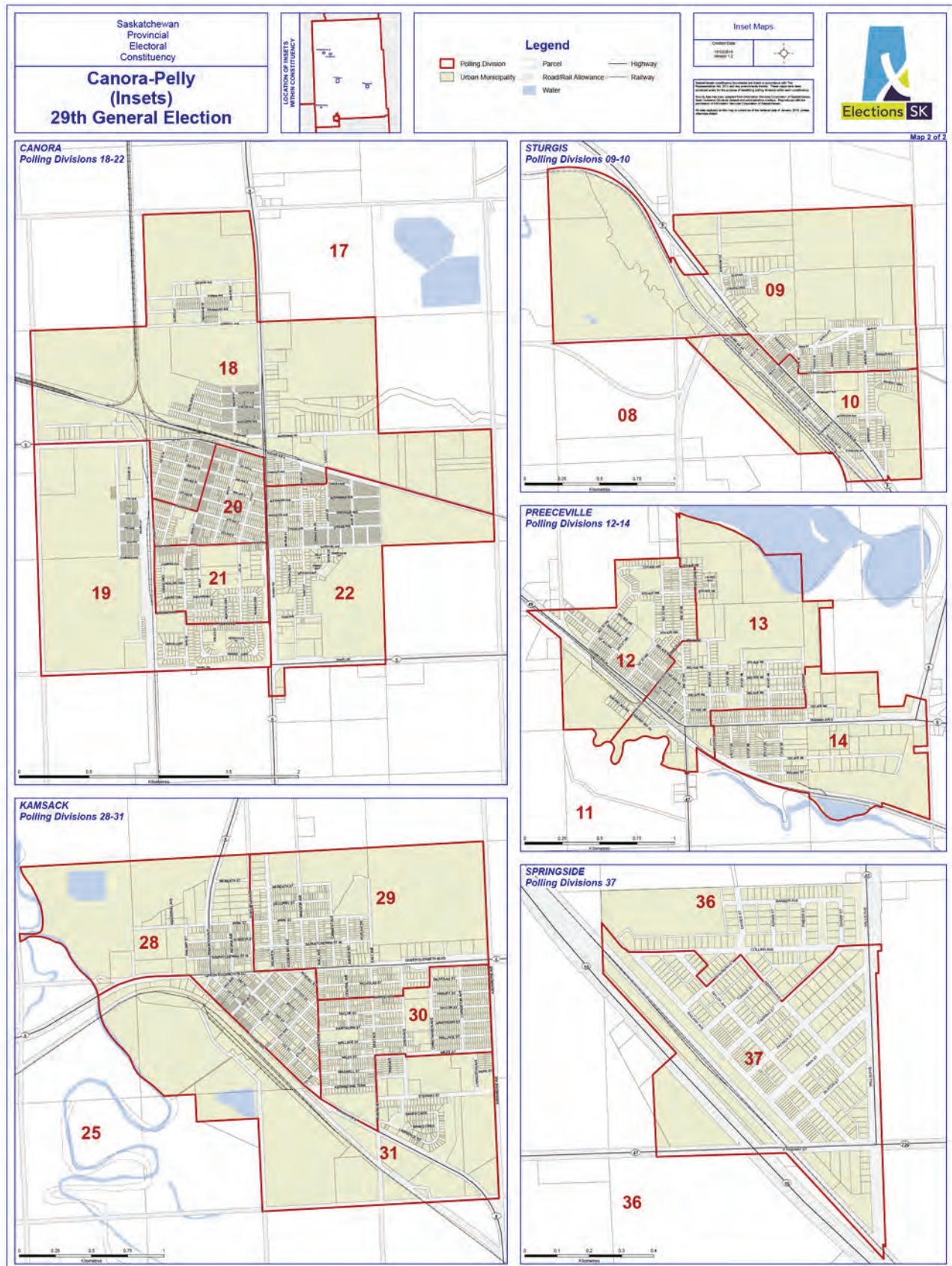
VOTE SUMMARY BY CONSTITUENCY POLLING DIVISION:
CANORA-PELLEY



Canora-Pelly - Polling Location			Votes Cast For				Ballots	
Poll	Poll Name	Registered Voters	Robert Hayes BP	Stacey Strykowski NDP	Breton Gattinger SGP	Terry Dennis SP	Rejected Ballots	Votes For Cands
1	Endeavor School Community Complex	245	3	27	2	92	0	124
2	Preeceville Community Legion Hall	200	2	5	0	40	0	47
3	Norquay School	265	2	6	0	48	0	56
4	Pelly Happy Hearts Drop In Centre	313	14	21	3	101	0	139
5	Arran & District Sunshine Center	190	0	11	3	54	0	68
6	Norquay Communiplex	343	1	6	0	71	0	78
7	Norquay Communiplex	298	7	7	0	33	0	47
8	Sturgis & District Community Hall	423	8	32	3	96	0	139
9	Sturgis & District Community Hall	198	9	25	0	53	0	87
10	Sturgis & District Community Hall	243	0	37	1	62	0	100
11	Preeceville Community Legion Hall	248	7	14	2	35	0	58
12	Preeceville School	257	2	16	0	32	0	50
13	Preeceville School	278	1	24	0	30	0	55
14	Preeceville Club 60	225	1	14	3	26	0	44
15	Buchanan Community Centre	282	8	38	2	101	0	149
16	Good Spirit Rec Hall	356	8	16	3	105	0	132
17	Canora Activity Centre	300	9	13	4	39	0	65
18	Canora Composite School (Auditorium - Rear Door)	403	7	20	4	44	0	75
19	Canora Composite School (Cafeteria)	219	4	18	0	25	0	47
20	Canora Composite School (Auditorium)	327	6	19	1	39	0	65
21	Canora Composite School (Gym - Main Entrance)	339	6	20	0	51	1	77
22	Canora Composite School (Gym - Main Entrance)	294	4	8	1	31	0	44
23	Veregin New Horizons Community Centre	252	12	23	0	58	0	93
24	Key Health Centre	87	2	21	0	5	0	28
25	Ukrainian Catholic Hall	396	5	13	4	76	0	98
26	Keeseekoosie First Nation Band Hall	289	7	60	1	1	0	69
27	Cote First Nation Band Hall	413	3	93	0	2	0	98
28	Ukrainian Catholic Hall	300	4	11	2	24	1	41
29	Kamsack Comprehensive Institute (Gym B)	425	5	26	1	33	0	65
30	Kamsack Comprehensive Institute (Gym B)	384	10	14	2	43	0	69
31	Royal Canadian Legion	189	7	10	1	33	0	51

Continued on next page



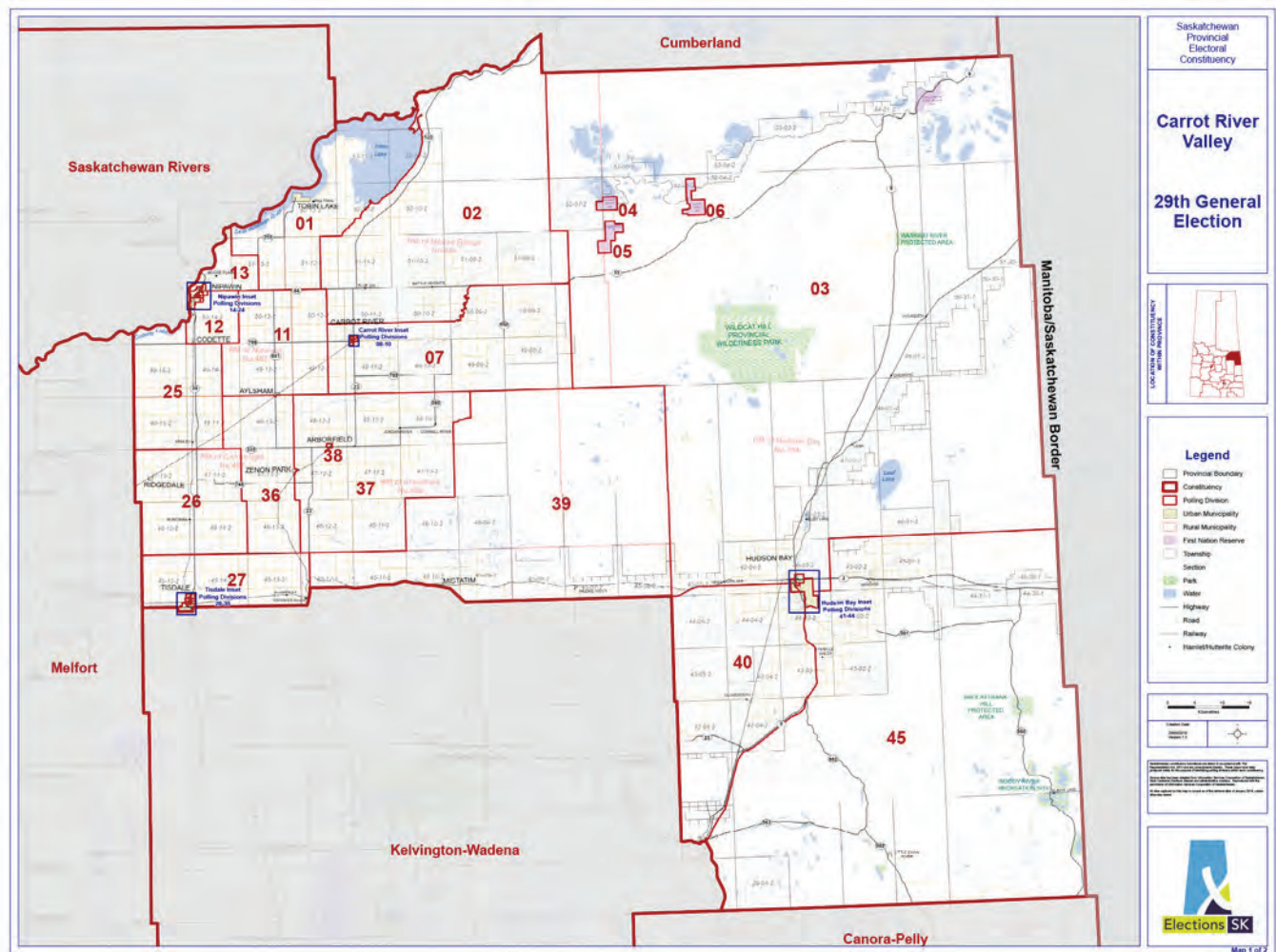


Canora-Pelly - Polling Location			Votes Cast For				Ballots	
Poll	Poll Name	Registered Voters	Robert Hayes BP	Stacey Strykowski NDP	Breton Gattinger SGP	Terry Dennis SP	Rejected Ballots	Votes For Cands
32	Silver Thread Community Centre	195	3	14	2	66	0	85
33	Wroxton & District Rec Centre	189	3	3	4	87	0	97
34	Rhein Golden Agers	330	10	17	1	138	0	166
35	Ebenezer Community Center	388	12	22	5	116	0	155
36	Springside Town Hall	299	4	10	6	122	0	142
37	Springside Town Hall	229	7	15	2	70	1	94
38	Willowbrook Community Centre	215	7	12	7	75	0	101
39	Yorkton Parkland Mall (Pad 1)	291	6	7	0	59	0	72
40	Yorkton Parkland Mall (Pad 1)	446	6	7	2	78	1	93
A001	Seniors Nice Centre	-	11	55	4	293	0	363
A002	Preeceville Club 60	-	16	208	5	438	0	667
A003	Canora Activity Centre	-	51	170	11	417	1	649
A004	Ukrainian Catholic Hall	-	25	142	10	365	2	542
A005	Yorkton Parkland Mall Lot	-	25	49	11	287	1	372
PCF	Personal Care Facilities	254	6	32	10	66	5	114
ABS	RESULTS COMBINED WITH VBM							
VBM	Vote By Mail, Absentee	-	1	89	9	173	12	272
HRT	Hospital, Remand and Temporarily Displaced	-	1	4	1	10	3	16
Totals		11,817	358	1,524	133	4,343	28	6,358

	Candidate Elected - Terry Dennis							
	Plurality	2,819						
	% Who Voted	54.04%						
	% By Party		5.63%	23.97%	2.09%	68.31%		



VOTE SUMMARY BY CONSTITUENCY POLLING DIVISION: CARROT RIVER VALLEY



Carrot River Valley - Polling Location			Votes Cast For				Ballots	
Poll	Poll Name	Registered Voters	Rod McCorriston NDP	Glen Leson PC	Liam Becker SGP	Fred Bradshaw SP	Rejected Ballots	Votes For Cands
1	Tobin Lake Hall	240	11	4	0	73	0	88
2	Carrot River Community Hall	269	7	1	0	60	0	68
3	No. 45 Brooks Hall (Town Of Hudson Bay Administration Office)	223	15	2	2	45	0	64
4/6	Mamawe Community Centre / Wacihk Educational Complex	417	63	2	2	13	0	80
5	RESULTS, INCLUDING REGISTERED VOTERS, COMBINED WITH POLL 7							
7	5/7 Carrot River Community Hall	814	12	2	0	77	2	91
8	Carrot River Junior Senior High School (Gym)	265	8	0	1	67	0	76
9	Carrot River Junior Senior High School (Gym)	223	5	0	0	43	0	48
10	Carrot River Junior Senior High School (Gym)	216	9	0	2	40	0	51
11	Aylsham & District Community Complex	242	13	4	1	88	0	106
12	Codette Community Centre	273	19	3	1	60	1	83
13	Nipawin Evergreen Centre	249	10	6	0	55	0	71
14	Nipawin Evergreen Centre	249	8	3	4	43	1	58
15	Nipawin Evergreen Centre	260	18	3	1	36	1	58
16	Central Park Elementary School	297	9	3	0	28	1	40
17	Nipawin Seniors Hall	279	4	1	1	29	0	35
18	Central Park Elementary School	284	12	5	1	41	0	59
19	LP Miller Comprehensive School	306	14	5	2	65	0	86
20	LP Miller Comprehensive School	204	9	3	0	31	0	43
21	Nipawin Seniors Hall	313	13	5	1	38	0	57
22	Wagner Elementary School	283	11	4	2	46	0	63
23	Wagner Elementary School	345	10	5	2	48	0	65
24	LP Miller Comprehensive School	270	8	1	1	42	0	52
25	Codette Community Centre	210	11	6	2	72	1	91
26	Ridgedale Centennial Hall	273	12	3	5	115	0	135
27	Tisdale Civic Centre	245	12	8	0	57	0	77
28	Tisdale Elementary School	239	14	1	1	70	0	86
29	Tisdale Elementary School	287	15	7	1	32	0	55
30	Tisdale Recplex	262	18	2	2	36	1	58
31	Tisdale Alliance Church	294	15	2	1	44	0	62
32	Tisdale & District Golden Age Centre Inc.	267	12	1	1	47	1	61
33	Tisdale & District Golden Age Centre Inc.	296	19	7	0	35	0	61

Continued on next page

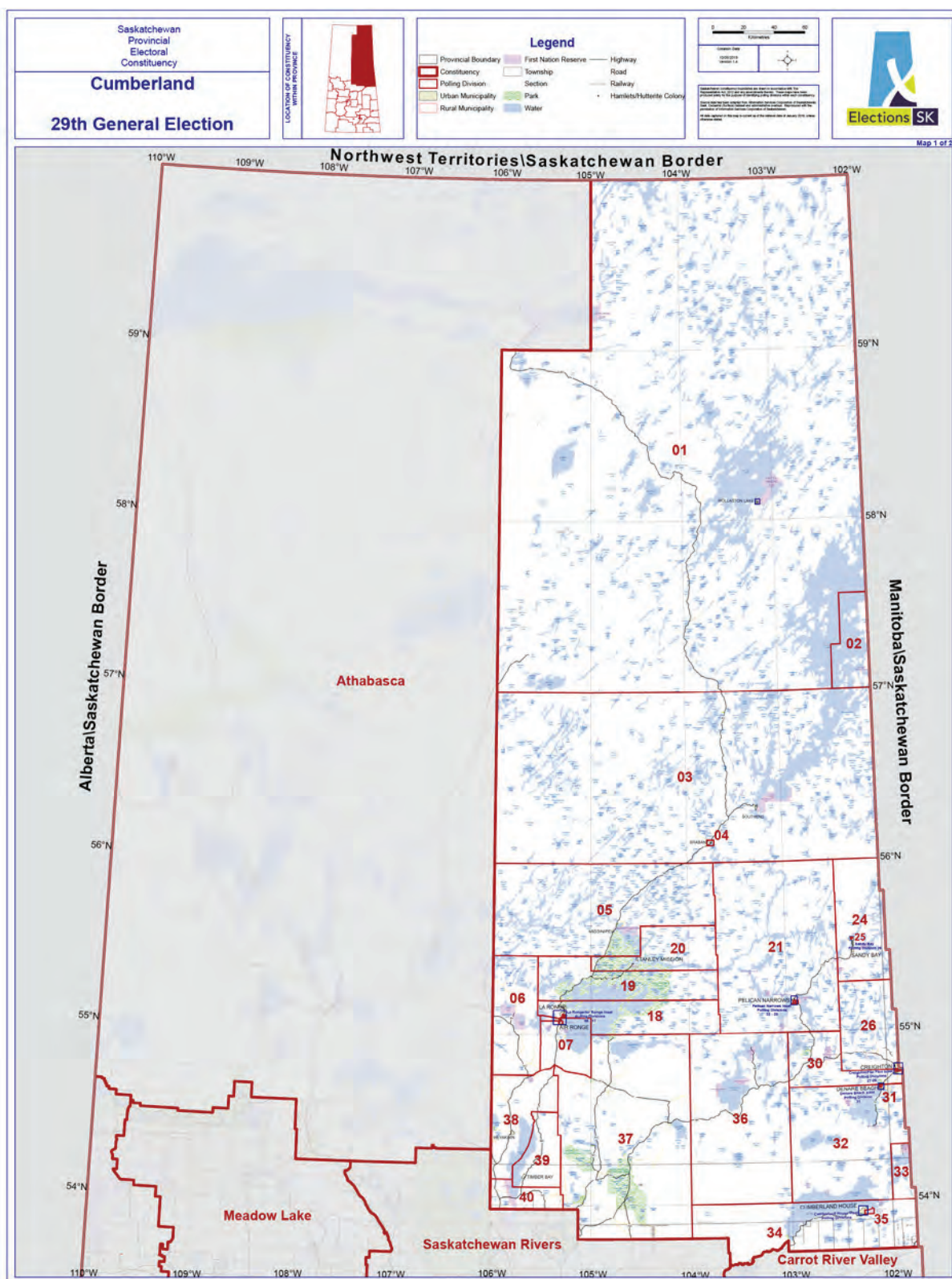


Carrot River Valley - Polling Location			Votes Cast For				Ballots	
Poll	Poll Name	Registered Voters	Rod McCorriston NDP	Glen Leson PC	Liam Becker SGP	Fred Bradshaw SP	Rejected Ballots	Votes For Cands
34	Tisdale Recplex	322	21	5	2	39	1	67
35	Tisdale Alliance Church	318	20	1	1	59	0	81
36	Zenon Park Community Center	261	30	8	0	106	0	144
37	Arborfield Community Hall	268	4	4	1	157	0	166
38	Arborfield Community Hall	208	9	11	0	91	0	111
39	Mistatim Seniors Hall	178	6	6	0	84	0	96
40	Hudson Bay Community School (Large Gym)	301	10	3	1	38	0	52
41	Hudson Bay Community School (Large Gym)	307	18	4	1	46	0	69
42	Hudson Bay Community School (Large Gym)	253	16	0	2	24	0	42
43	Hudson Bay Community School (Small Gym)	304	12	1	0	32	0	45
44	Hudson Bay Community School (Small Gym)	255	16	4	0	34	0	54
45	No. 45 Brooks Hall (Town Of Hudson Bay Administration Office)	253	6	8	1	51	1	66
A001/ A002	Carrot River Community Hall	-	64	15	2	386	3	467
A003	St. Patrick's Anglican Church Parish Hall	-	128	33	3	399	3	563
A004	Nipawin Seniors Hall	-	77	18	8	426	1	529
A005	Nipawin Seniors Hall	-	88	19	8	404	1	519
A006	Tisdale Alliance Church	-	206	21	12	593	3	832
PCF	Personal Care Facilities	287	28	9	4	63	6	104
VBM	Vote By Mail	-	100	8	5	218	9	331
HRT	Hospital, Remand and Temporarily Displaced	-	7	2	2	7	4	18
	Totals	12,409	1,282	279	90	4,833	41	6,484

	Candidate Elected - Fred Bradshaw						
	Plurality	3,551					
	% Who Voted	52.58%					
	% By Party		19.77%	4.30%	1.39%	74.54%	



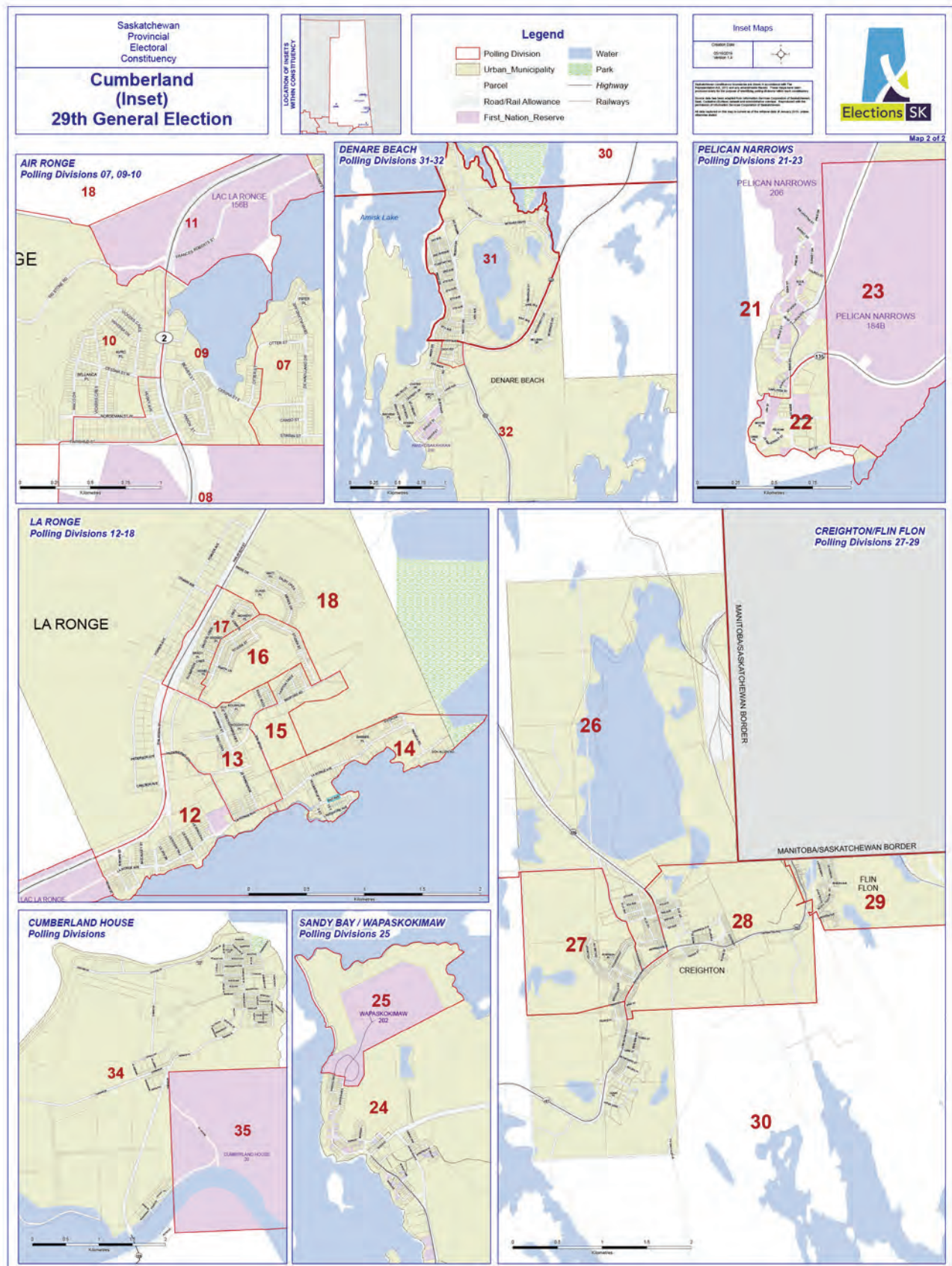
VOTE SUMMARY BY CONSTITUENCY POLLING DIVISION: CUMBERLAND



Cumberland - Polling Location			Votes Cast For			Ballots	
Poll	Poll Name	Registered Voters	Doyle Vermette NDP	Aaron Ochoo SGP	Darren Deschambeault SP	Rejected Ballots	Votes For Cands
1 A/B	Hatchet Lake Band Hall	758	33	2	43	3	78
2	RESULTS, INCLUDING REGISTERED VOTERS, COMBINED WITH POLL 4						
3	Due to a community lockdown as a result of COVID-19, in-person voting could not be conducted in the community of Southend. Extraordinary voting was made available to these voters. Voters could also use the vote by mail option or traditional absentee or advance voting polls.	583					
4	2/4 Irene Olsen Memorial School / Ospwakun Sepe School	39	9	3	6	0	18
5	Grandmothers Bay Community Hall	213	70	1	13	1	84
6	Charlie Halkett Memorial Band Hall	342	24	4	2	1	30
7	Gordon Denny Community School	365	50	4	17	0	71
8 A/B/ C/D	Jonas Roberts Memorial Community Centre	1311	103	1	6	0	110
9	Gordon Denny Community School	249	42	3	17	0	62
10	Elks Hall	358	55	0	25	0	80
11	Elks Hall	437	40	1	7	0	48
12	Churchill Community High School (Large Gym)	300	30	1	11	0	42
13	Churchill Community High School (Large Gym)	286	32	0	10	0	42
14	Churchill Community High School (Small Gym)	251	20	2	13	1	35
15	Churchill Community High School (Small Gym)	254	27	1	6	0	34
16	Precam Community School	315	43	2	13	0	58
17	Precam Community School	283	28	0	12	0	40
18	Kikinahk Friendship Centre	287	41	1	26	0	68
19	Sucker River Band Office	279	80	0	3	1	83
20 A/B/C	Stanley Mission Community Hall	1221	139	4	11	0	154
21	Community Band Hall	251	39	0	2	0	41
22	Community Band Hall	191	21	0	3	0	24
23	Community Band Hall	880	111	2	12	0	125
24	Gary Morin Memorial Hall	263	32	3	12	1	47
25	Gary Morin Memorial Hall	410	57	2	19	0	78
26	Creighton Community Centre	281	27	4	35	1	66
27	Creighton Communitycentre	295	20	2	18	0	40
28	Creighton Community Centre	282	29	2	32	0	63

Continued on next page

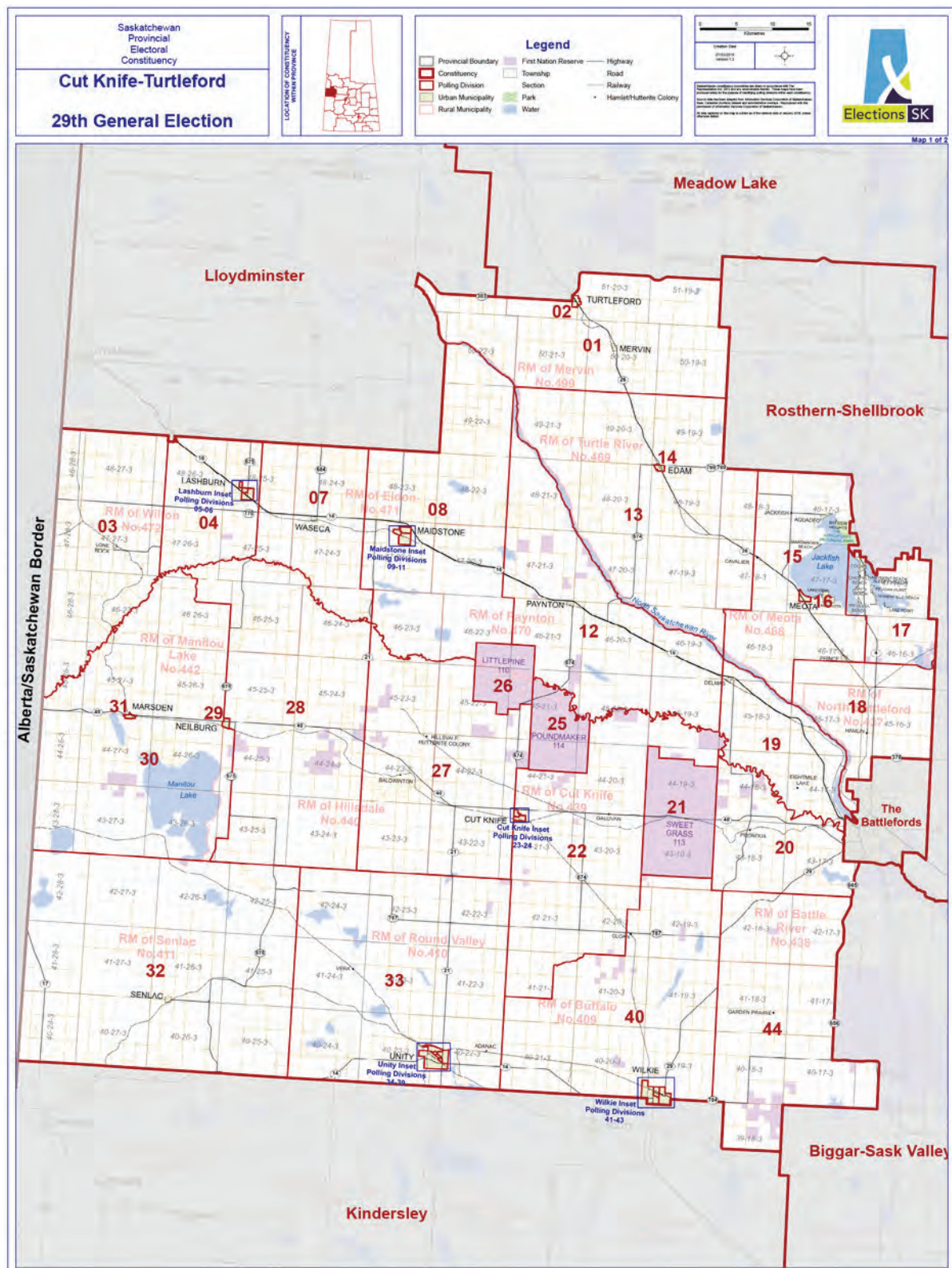




Cumberland - Polling Location			Votes Cast For			Ballots	
Poll	Poll Name	Registered Voters	Doyle Vermette NDP	Aaron Ochoo SGP	Darren Deschambeault SP	Rejected Ballots	Votes For Cands
29	Prospectors Inn	192	13	1	9	0	23
30	Prospector Inn	305	23	4	32	0	59
31	Denareplex	314	34	2	44	0	80
32	Denareplex	372	38	7	39	2	84
33	RESULTS, INCLUDING REGISTERED VOTERS, COMBINED WITH POLL 37						
34/35	Veteran's Hall / Veteran's Hall	739	55	0	100	0	155
36 A/B	Deschambeault Lake Band Hall	631	94	2	11	0	107
37	33/37 Joe Michel Recreation Center / Little Bear Lake Community Hall	158	6	2	69	0	77
38	Mochikun Hall	135	33	1	22	0	56
39/40 A/B	Timber Bay Hamlet Office / Senior Gilbert Bird Memorial Administration Office	674	81	2	13	2	96
A001	Jonas Roberts Memorial Community Center	-	266	6	65	0	337
A002	Kikinahk Friendship Centre	-	151	3	94	2	248
A003	Kikinahk Friendship Centre	-	142	8	105	0	255
A004	Creighton Community Hall	-	109	17	112	0	238
A005	Veteran's Hall	-	37	4	65	1	106
A007	Stanley Mission Community Hall	-	170	4	19	0	193
PCF	Personal Care Facilities	29	4	3	2	0	9
ABS	Absentee	-	10	0	3	0	13
VBM	Vote By Mail	-	81	3	73	5	157
X-VOTE	Extraordinary Voting	-	238	2	35	19	275
HRT	Hospital, Remand and Temporarily Displaced	-	20	0	10	5	30
	Totals	14,533	2,807	116	1,296	45	4,219

	Candidate Elected - Doyle Vermette					
	Plurality	1,511				
	% Who Voted	29.34%				
	% By Party		66.53%	2.75%	30.72%	

VOTE SUMMARY BY CONSTITUENCY POLLING DIVISION: CUT KNIFE-TURTLEFORD



Cut Knife-Turtleford - Polling Location			Votes Cast For				Ballots	
Poll	Poll Name	Registered Voters	Richard Nelson BP	Matt Fedler NDP	Patrick McNally SGP	Ryan Domotor SP	Rejected Ballots	Votes For Cands
1	Mervin Community Hall	364	23	17	7	134	0	181
2	Turtleford Community Centre	382	27	29	3	148	0	207
3	Lone Rock Community Hall	398	11	23	2	107	0	143
4	Lashburn Community Hall	258	10	9	2	102	0	123
5	Lashburn Community Hall	356	13	28	2	102	0	145
6	Lashburn Community Hall	300	10	9	4	90	0	113
7	Waseca Community Centre	268	17	6	2	69	0	94
8	Maidstone Legion Hall Branch 142	339	17	3	0	52	0	72
9	Maidstone Legion Hall Branch 142	289	5	2	0	44	0	51
10	Maidstone Legion Hall Branch 142	236	10	4	0	36	0	50
11	Maidstone Senior Citizen Drop-In Centre	276	7	6	0	39	0	52
12	Paynton Community Centre (Gym)	248	17	13	1	81	0	112
13	Edam Community Centre	304	12	5	4	75	0	96
14	Edam Community Centre	343	15	6	3	80	1	104
15	Meota Community Complex	373	7	21	2	155	0	185
16	Meota Community Complex	286	14	14	3	118	0	149
17	Cochin Community Hall	408	3	26	5	142	1	176
18	Sakewew High School (Library)	230	5	1	0	29	0	35
19	North Battleford Seniors Citizen Action Now Club Inc. (Ramp Entrance)	294	6	5	2	52	0	65
20	St. Vital School (Gym)	269	13	7	4	47	0	71
21	Sweetgrass First Nation Community Centre	378	6	69	1	2	1	78
22	Cut Knife Community Centre	220	9	3	0	46	0	58
23	Cut Knife Community Centre	185	5	16	2	22	0	45
24	24/25 Cut Knife Community Centre	579	4	28	0	27	0	59
25	RESULTS, INCLUDING REGISTERED VOTERS, COMBINED WITH POLL 24							
26	Little Pine First Nation Elder's Hall	407	4	55	1	7	0	67
27	Cut Knife Community Centre	305	10	1	2	67	0	80
28	Neilburg Community Hall (Ramp Entrance)	286	16	4	2	108	0	130
29	Neilburg Community Hall (Ramp Entrance)	262	11	13	1	102	0	127
30	Marsden Community Hall	326	16	11	4	154	0	185
31	Marsden Community Hall	194	7	8	1	79	0	95
32	Senlac Community Hall	187	6	3	2	84	0	95

Continued on next page



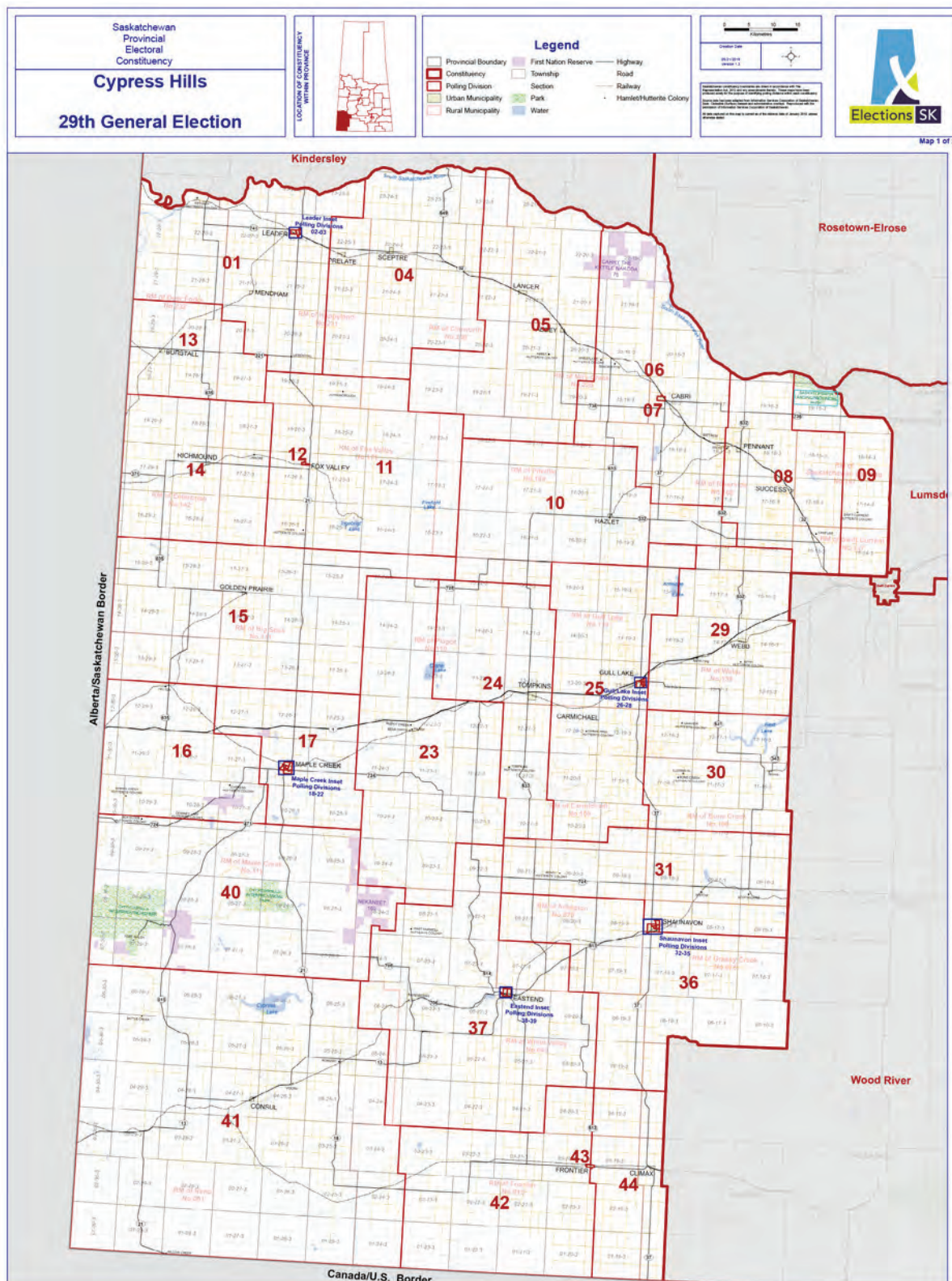
CUT KNIFE-TURTLEFORD (CONTINUED)



Cut Knife-Turtleford - Polling Location			Votes Cast For				Ballots	
Poll	Poll Name	Registered Voters	Richard Nelson BP	Matt Fedler NDP	Patrick McNally SGP	Ryan Domotor SP	Rejected Ballots	Votes For Cands
33	Unity Composite High School	312	4	3	1	73	0	81
34	St. Peter's School	350	5	11	0	68	0	84
35	Unity Composite High School	290	7	2	1	47	0	57
36	St. Peter's School	292	8	15	1	47	0	71
37	Unity Public School	272	3	7	0	41	0	51
38	Unity Composite High School	226	3	7	0	42	0	52
39	Unity Public School	321	4	12	3	53	0	72
40	Saskcan Community Centre Hall	192	2	5	0	48	0	55
41	Saskcan Community Centre Hall	293	6	16	1	61	0	84
42	St. George Gym	319	3	9	1	56	1	69
43	St. George Gym	264	6	6	1	44	1	57
44	Saskcan Community Centre Hall	195	2	0	1	24	0	27
A001	Cut Knife Community Centre	-	13	43	3	215	0	274
A002	Edam Senior Centre	-	26	23	6	359	0	414
A003	Maidstone Senior Citizen Drop-In Centre	-	48	44	7	433	1	532
A004	Unity New Horizons Hall	-	32	90	16	578	4	716
A005	North Battleford Senior Citizens Action Now Club Inc. (Ramp Entrance)	-	19	40	9	298	0	366
A006	Saskcan Community Centre Hall	-	26	39	11	326	1	402
PCF	Personal Care Facilities	127	3	10	9	21	3	43
ABS	RESULTS COMBINED WITH VBM							
VBM	Vote By Mail, Absentee, Extraordinary Voting	-	14	97	6	275	19	392
X-VOTE	RESULTS COMBINED WITH VBM							
HRT	Hospital, Remand and Temporarily Displaced	-	2	19	2	8	6	31
Totals		13,003	572	943	141	5,517	39	7,173

	Candidate Elected - Ryan Domotor							
	Plurality	4,574						
	% Who Voted	55.46%						
	% By Party		7.97%	13.15%	1.97%	76.91%		

VOTE SUMMARY BY CONSTITUENCY POLLING DIVISION: CYPRESS HILLS



Cypress Hills - Polling Location			Votes Cast For					Ballots	
Poll	Poll Name	Registered Voters	Crystal Tiringier	Kelly Genert	John Goohsen	Dianna Holigroski	Doug Steele	Rejected Ballots	Votes For Cands
			BP	NDP	PC	SGP	SP		
1	Leader Community Hall	281	12	3	4	2	58	0	79
2	Leader Community Hall	280	33	4	5	2	60	0	104
3	Leader Community Hall	338	21	6	7	2	59	0	95
4	Sceptre Recreation Hall	299	17	7	9	3	90	0	126
5	Abbey Community Hall (ABC Centre Hall)	358	26	10	4	2	132	0	174
6	Cabri Community Hall	284	19	4	4	1	51	0	79
7	Cabri Community Hall	297	10	7	8	2	49	0	76
8	Pennant Seniors Hall (Pennant Happy Gang)	428	23	31	8	3	120	2	185
9	Swift Current Mall	292	9	17	3	2	82	0	113
10	Hazlet Community Hall	236	91	6	0	1	55	0	153
11	Fox Valley Community Hall	257	13	3	3	0	25	0	44
12	Fox Valley Community Hall	180	9	5	3	0	24	0	41
13	Burstall & District Community Centre	257	21	5	8	1	120	0	155
14	Richmound Community Centre Hall	190	36	11	7	1	54	0	109
15	Golden Prairie Community Hall	178	25	5	6	0	45	0	81
16	Maple Creek Composite School	277	1	0	1	0	26	0	28
17	Maple Creek Composite School	346	15	11	5	2	68	0	101
18	Maple Creek Legion Hall	316	16	14	2	1	42	0	75
19	Maple Creek Legion Hall	323	11	8	5	1	29	0	54
20	Maple Creek Legion Hall	321	11	8	7	0	45	0	71
21	Maple Creek Elks Hall	308	17	15	3	4	36	0	75
22	Maple Creek Elks Hall	320	14	8	7	0	29	0	58
23	Piapot Legion Hall	215	30	2	2	1	90	0	125
24	Tompkins Community Hall	271	41	10	3	2	78	0	134
25	Gull Lake Recreation Complex (Large Hall)	334	37	2	2	0	66	0	107
26	Gull Lake Recreation Complex (Large Hall)	223	11	5	1	2	35	2	54
27	Gull Lake Recreation Complex (Large Hall)	217	9	8	4	2	37	0	60
28	Gull Lake Recreation Complex (Large Hall)	226	18	4	1	0	42	0	65
29	Webb Community Hall	296	26	10	3	0	65	0	104
30	Simmie Community Hall	309	17	6	4	2	44	0	73
31	Shaunavon Elks Hall	428	22	4	2	5	42	0	75
32	Shaunavon Elks Hall	257	25	6	3	1	42	0	77

Continued on next page



CYPRESS HILLS (CONTINUED)

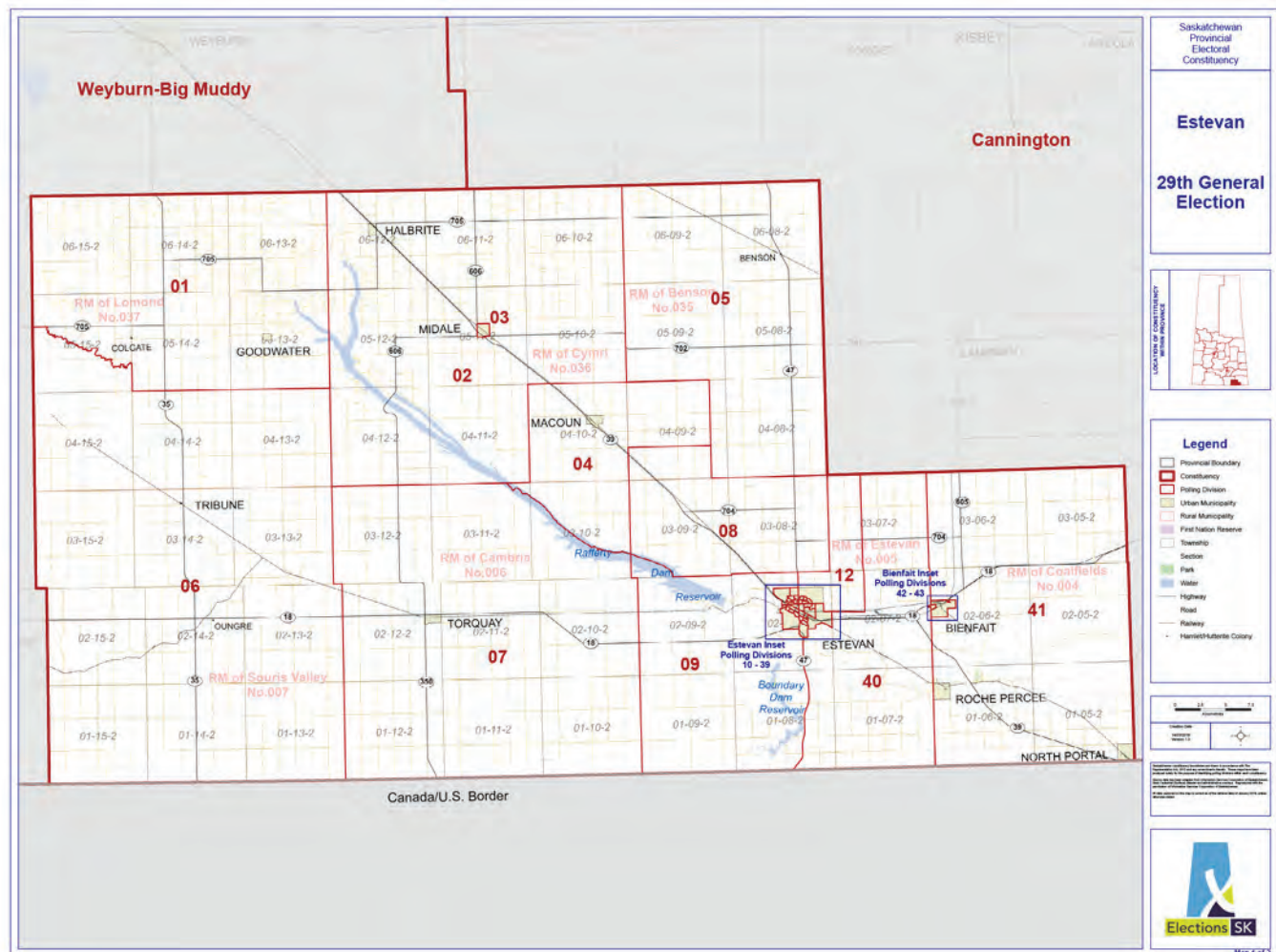


Cypress Hills - Polling Location			Votes Cast For					Ballots	
Poll	Poll Name	Registered Voters	Crystal Tiringier	Kelly Genert	John Goohsen	Dianna Holigroski	Doug Steele	Rejected Ballots	Votes For Cands
			BP	NDP	PC	SGP	SP		
33	Christ The King Church Hall	288	17	5	2	1	57	0	82
34	Christ The King Church Hall	332	13	6	6	5	56	0	86
35	Christ The King Church Hall	386	15	8	7	0	67	0	97
36	Shaunavon Elks Hall	317	21	5	8	4	63	0	101
37	Eastend Memorial Hall	316	11	10	10	4	67	0	102
38	Eastend Memorial Hall	196	8	6	3	1	28	0	46
39	Eastend Memorial Hall	188	8	10	1	3	29	0	51
40	Maple Creek Composite School	281	16	5	4	0	37	0	62
41	Consul Community Hall	322	25	3	6	1	151	1	186
42	Frontier Community Hall	178	19	3	0	0	42	0	64
43	Frontier Community Hall	206	40	6	4	1	83	0	134
44	Climax Community Hall	243	29	17	5	0	121	0	172
A001	Shaunavon Legion Hall Branch #40	-	120	46	17	11	380	1	574
A002	Maple Creek Legion Hall	-	87	81	29	7	473	3	677
A003	Eastend Memorial Hall (Tea Room)	-	23	29	5	6	137	1	200
A004	Fox Valley Community Hall	-	30	13	6	0	114	0	163
A005	Little Flower Catholic Church Hall	-	51	23	20	4	227	0	325
A006	Gull Lake Recreation Complex (Small Hall)	-	109	34	24	4	287	0	458
A007	Cabri Community Hall	-	33	20	8	2	190	0	253
PCF	Personal Care Facilities	235	4	28	22	6	59	4	119
VBM	Vote By Mail	-	23	76	6	5	170	6	280
HRT	Hospital, Remand and Temporarily Displaced	-	1	2	1	0	7	0	11
Totals		12,630	1,389	681	328	110	4,685	20	7,193

Candidate Elected - Doug Steele								
Plurality	3,296							
% Who Voted	57.11%							
% By Party		19.31%	9.47%	4.56%	1.53%	65.13%		



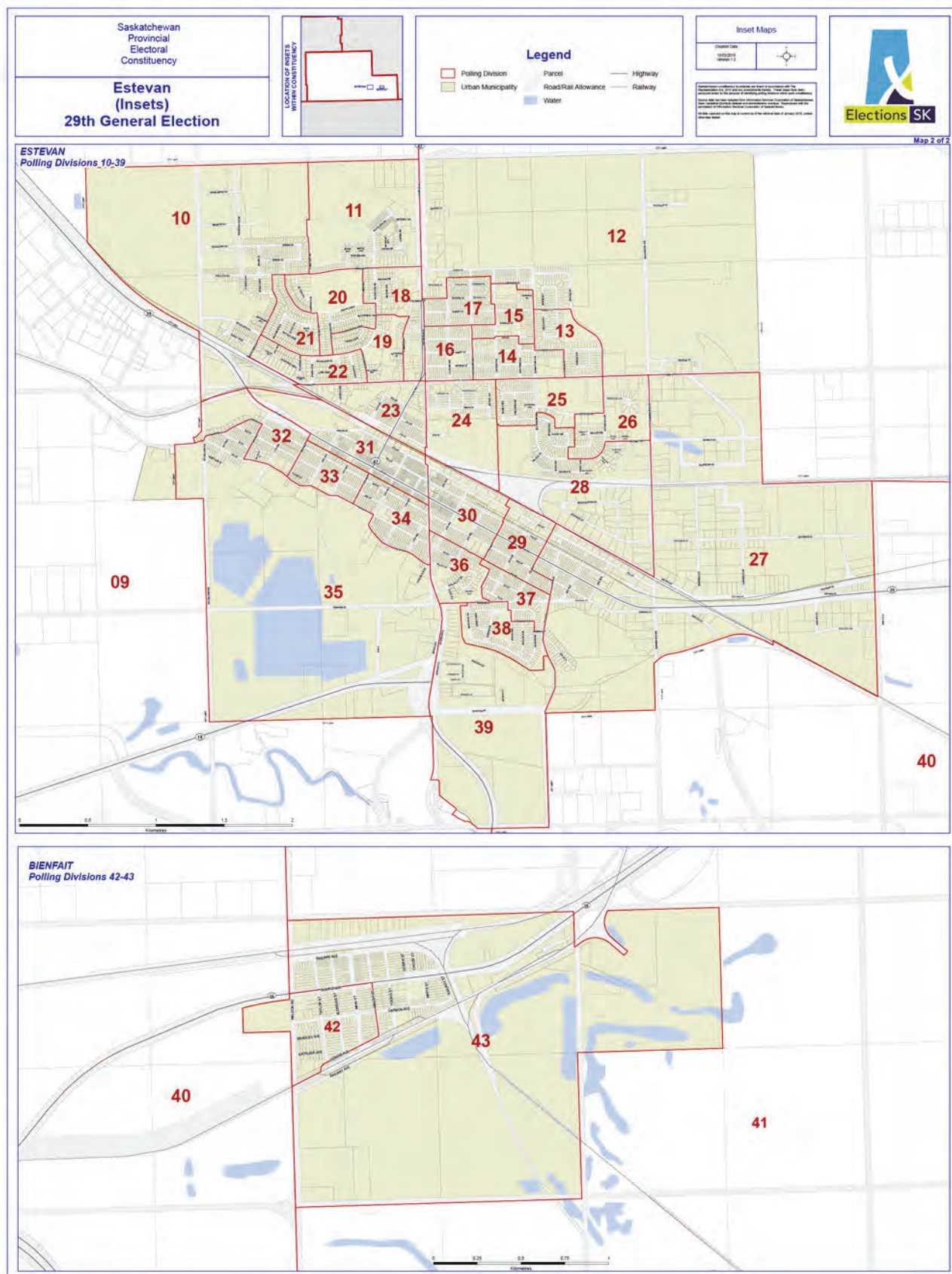
VOTE SUMMARY BY CONSTITUENCY POLLING DIVISION: ESTEVAN



Estevan - Polling Location			Votes Cast For					Ballots	
Poll	Poll Name	Registered Voters	Phillip Michael Zajac	Seth Lendrum	Linda Sopp	Scott Meyers	Lori Carr	Rejected Ballots	Votes For Cands
			BP	NDP	PC	SGP	SP		
1	Goodwater Community Municipal Hall	176	9	2	5	1	82	0	99
2	Midale Civic Centre	424	36	3	7	3	120	0	169
3	Midale Civic Centre	374	26	9	4	3	66	0	108
4	Macoun Senior Drop In Centre	272	36	2	11	1	118	0	168
5	Benson Recreational Centre	226	30	4	5	3	68	0	110
6	Tribune Community Hall	263	17	5	4	0	62	0	88
7	Torquay Community Centre	364	36	6	6	2	158	0	208
8	Hitchcock Community Recreation Center	337	35	4	3	3	73	0	118
9	Faith Lutheran Brethren	295	39	7	5	0	48	0	99
10	Pleasantdale School	285	21	4	9	1	34	0	69
11	Church Of God	331	20	6	6	0	84	1	116
12	Spruce Ridge School	319	33	5	3	0	68	0	109
13	Spruce Ridge School	235	16	6	5	1	46	1	74
14	Spruce Ridge School	322	23	2	2	1	40	0	68
15	St. Mary's School	355	20	5	7	0	33	0	65
16	St Peter's Lutheran Church	234	24	1	5	0	30	0	60
17	St. Mary's School	286	26	5	5	0	49	1	85
18	St Peter's Lutheran Church	231	18	8	4	2	35	0	67
19	Church Of God	287	22	8	4	1	40	0	75
20	Pleasantdale School	258	37	2	3	1	61	1	104
21	Pleasantdale School	311	28	10	3	1	66	0	108
22	Church Of God	261	17	3	8	3	54	0	85
23	Affinity Place (Multi Purpose Room)	245	18	1	4	0	22	0	45
24	Affinity Place (Nicholson Centre)	210	7	6	1	4	26	0	44
25	Alliance Church	287	22	2	5	0	45	0	74
26	Alliance Church	319	27	2	4	1	59	1	93
27	Western Star (Saskatchewan Room)	211	14	9	4	3	23	0	53
28	Alliance Church	311	24	5	6	0	48	0	83
29	Trinity Lutheran Church	204	27	3	4	2	24	0	60
30	Trinity Lutheran Church	287	11	6	3	3	58	1	81
31	Affinity Place (Multi Purpose Room)	181	14	1	4	0	13	0	32
32	Westview School	272	16	11	7	4	61	0	99
33	Westview School	293	25	5	6	1	40	0	77
34	St Giles Anglican Church	323	25	3	12	0	48	1	88
35	St Paul's United Church	210	17	3	3	1	29	0	53
36	Trinity Lutheran Church	236	20	6	0	1	44	0	71

Continued on next page



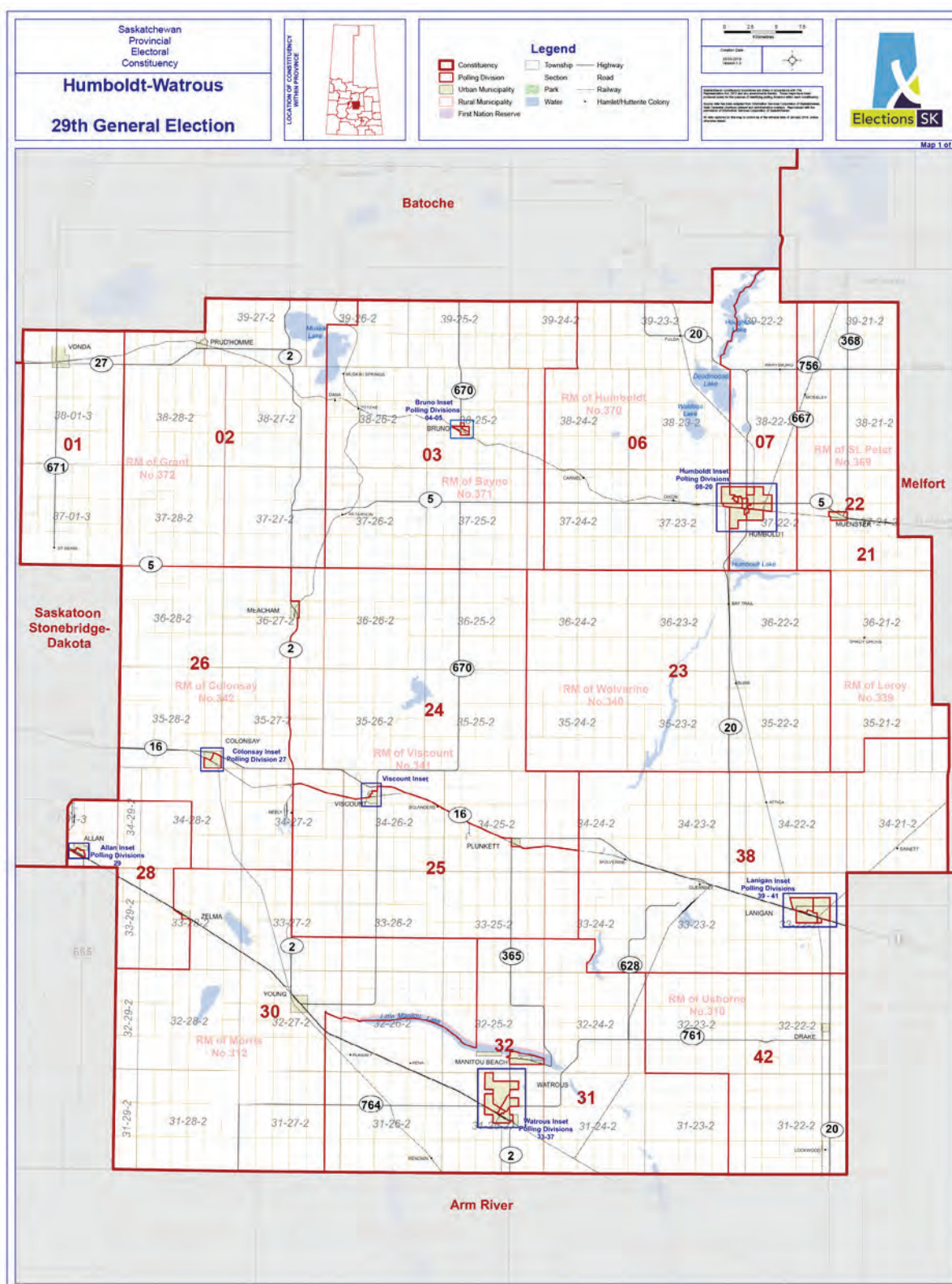


Estevan - Polling Location			Votes Cast For					Ballots	
Poll	Poll Name	Registered Voters	Phillip Michael Zajac	Seth Lendrum	Linda Sopp	Scott Meyers	Lori Carr	Rejected Ballots	Votes For Cands
			BP	NDP	PC	SGP	SP		
37	Hillcrest School	232	30	4	4	0	35	0	73
38	Hillcrest School	284	39	6	4	2	45	0	96
39	St. Paul's United Church	329	30	1	3	0	16	0	50
40	Western Star (Kensington Room)	259	30	2	4	1	50	0	87
41	Bienfait Legion Hall	423	58	13	9	0	86	0	166
42	Bienfait Weldon School	256	45	4	4	1	47	0	101
43	Bienfait Weldon School	297	67	4	6	1	49	0	127
A001	Midale Civic Centre	-	38	13	9	3	157	2	220
A002	Oungre Regional Park	-	10	8	5	0	126	1	149
A003	Affinity Place (Nicholson Centre)	-	268	74	45	26	735	4	1,148
A004	Affinity Place (Nicholson Centre)	-	236	82	49	23	743	2	1,133
PCF	Personal Care Facilities	140	2	10	10	8	36	0	66
ABS	Absentee	-	1	6	2	0	32	0	41
VBM	Vote By Mail	-	23	70	21	4	268	12	386
HRT	Hospital, Remand and Temporarily Displaced	-	0	3	2	0	9	0	14
Totals		12,255	1,713	470	354	116	4,409	28	7,062

	Candidate Elected - Lori Carr								
	Plurality	2,696							
	% Who Voted	57.85%							
	% By Party		24.26%	6.66%	5.01%	1.64%	62.43%		



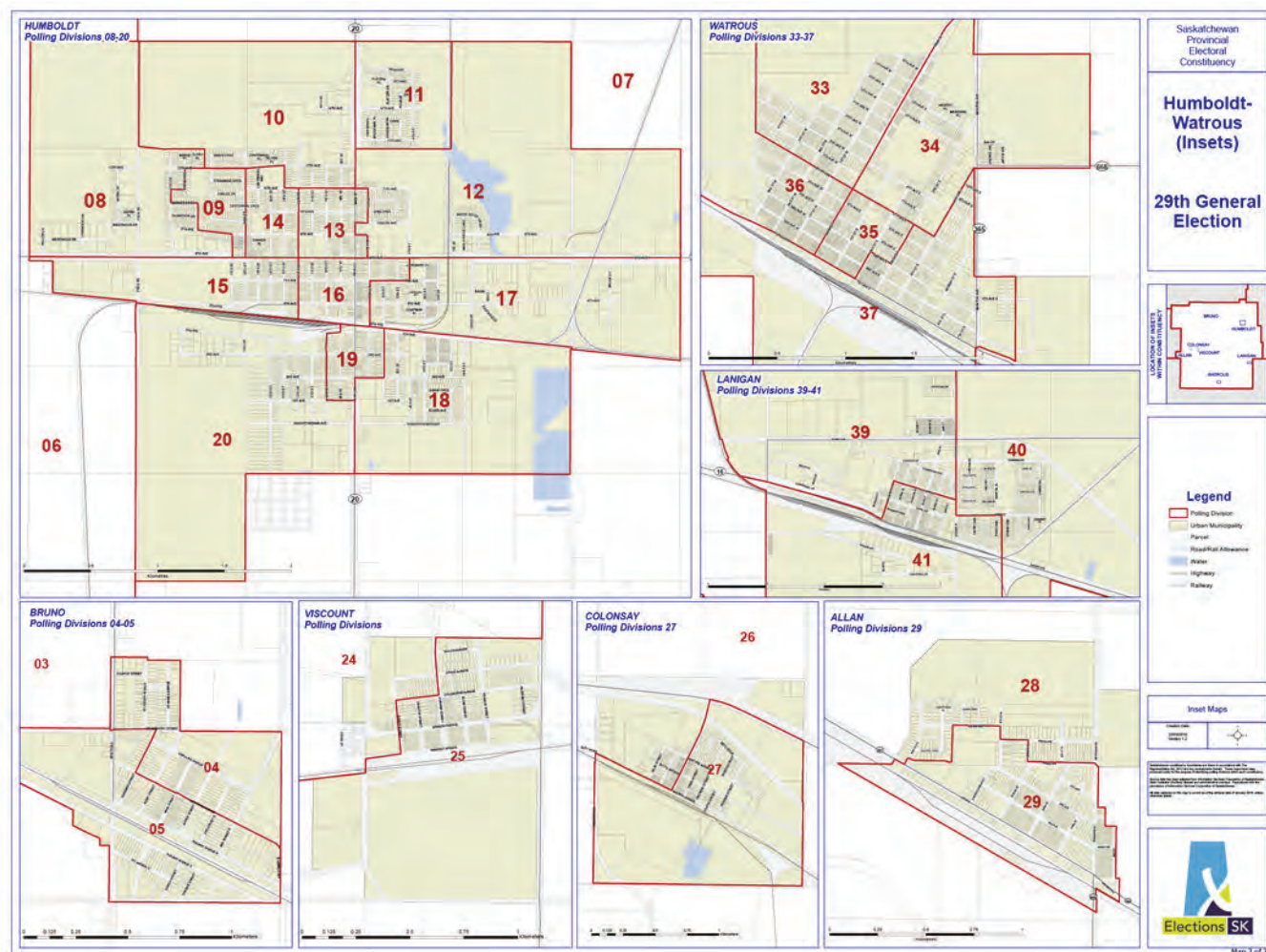
VOTE SUMMARY BY CONSTITUENCY POLLING DIVISION: HUMBOLDT-WATROUS



Humboldt-Watrous - Polling Location			Votes Cast For					Ballots	
Poll	Poll Name	Registered Voters	Constance Maffenbeier	Wendy Sekulich	Rose Buscholl	Jim Ternier	Donna Harpauer	Rejected Ballots	Votes For Cands
			BP	NDP	PC	SGP	SP		
1	Vonda Golden Age Hall	441	14	18	13	12	142	0	199
2	Prud'Homme Community Centre / Silver Age Hall	307	12	14	3	3	116	0	148
3	Bruno and District Community Centre	254	6	12	2	0	89	0	109
4	Bruno and District Community Centre	227	7	13	6	4	86	0	116
5	Bruno and District Community Centre	229	10	29	6	0	79	1	124
6	Humboldt Collegiate	249	9	3	3	2	45	0	62
7	Humboldt Public School	352	11	6	1	1	64	2	83
8	Humboldt Collegiate	298	0	7	4	1	45	0	57
9	Humboldt Collegiate	367	9	7	3	3	56	0	78
10	St. Augustine Catholic Church (Parish Hall)	371	1	7	2	1	45	0	56
11	St. Augustine School (Gym - West Entrance)	362	1	11	3	0	45	0	60
12	Humboldt Public School	349	4	7	4	4	47	0	66
13	St. Augustine School (Gym - West Entrance)	332	3	12	1	1	45	0	62
14	St. Augusting Catholic Church (Parish Hall)l	330	8	5	3	2	51	0	69
15	Humboldt Collegiate	292	1	15	1	1	37	1	55
16	St. Augusting Catholic Church (Parish Hall)	338	2	4	4	2	36	0	48
17	Humboldt Public School	338	2	4	0	0	23	0	29
18	Royal Canadian Legion Humboldt	383	6	9	2	2	53	0	72
19	Royal Canadian Legion Humboldt	232	4	4	2	1	33	0	44
20	Royal Canadian Legion Humboldt	373	4	11	5	1	53	1	74
21	Muenster Community Hall	308	11	11	3	0	86	0	111
22	Muenster Community Hall	327	9	14	5	6	127	0	161
23	St. Dominic School Humboldt	272	6	5	1	0	61	0	73
24	Viscount Central School	236	5	6	1	0	42	0	54
25	Viscount Central School	285	9	12	4	1	77	0	103
26	Colonsay Community Hall	279	15	20	9	0	45	0	89
27	Colonsay Community Hall	274	10	26	14	3	81	0	134
28	Allan Parkland Hall	218	18	16	6	2	66	0	108
29	Allan Parkland Hall	282	8	31	6	2	64	0	111
30	Young Community Hall	355	31	22	6	6	139	0	204
31	Winston High School	168	2	3	1	0	31	0	37
32	Danceland	274	3	23	1	12	45	0	84
33	Winston High School	276	0	12	2	1	33	0	48

Continued on next page



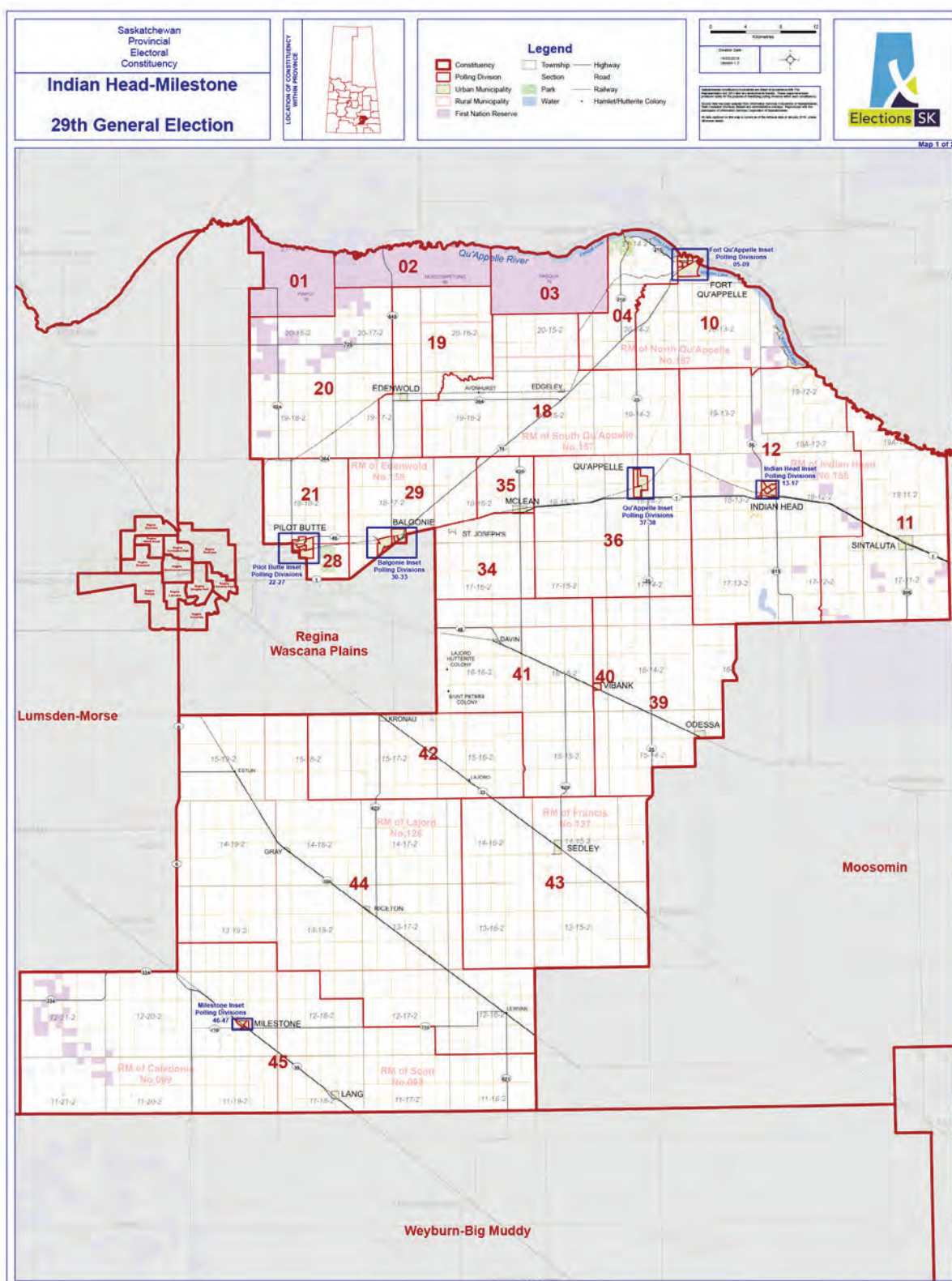


Humboldt-Watrous - Polling Location			Votes Cast For					Ballots	
Poll	Poll Name	Registered Voters	Constance Maffenbeier	Wendy Sekulich	Rose Buscholl	Jim Ternier	Donna Harpauer	Rejected Ballots	Votes For Cands
			BP	NDP	PC	SGP	SP		
34	Winston High School	310	6	10	1	1	45	0	63
35	Watrous Civic Centre	237	2	6	0	0	19	0	27
36	Watrous Civic Centre	312	11	11	2	1	32	0	57
37	Watrous Civic Centre	237	4	6	2	1	23	0	36
38	Lanigan Central High School	302	18	6	0	1	65	0	90
39	Lanigan Community Hall	239	12	14	1	1	54	0	82
40	Lanigan Community Hall	390	12	14	3	2	98	0	129
41	Lanigan Community Hall	320	9	11	5	2	56	0	83
42	Drake Community Centre	263	8	15	2	6	108	0	139
A001	Meacham Community Centre	-	19	29	9	9	180	0	246
A002	Centre Communautaire de St. Denis	-	7	13	7	4	77	0	108
A003	Watrous Civic Centre	-	42	126	21	15	546	1	750
A004	Royal Canadian Legion Humboldt	-	44	133	17	19	784	3	997
A005	Royal Canadian Legion Humboldt	-	47	141	24	21	764	2	997
A006	Lanigan And District Heritage Centre	-	29	64	8	6	293	3	400
PCF	Personal Care Facilities	148	5	10	4	6	36	1	61
ABS	Absentee	-	0	9	2	0	22	0	33
VBM	Vote By Mail	-	13	162	6	11	413	19	605
HRT	Hospital, Remand and Temporarily Displaced	-	0	1	2	1	11	0	15
Totals		12,736	529	1,180	243	181	5,713	34	7,846

Candidate Elected - Donna Harpauer									
Plurality	4,533								
% Who Voted	61.87%								
% By Party		6.74%	15.04%	3.10%	2.31%	72.81%			



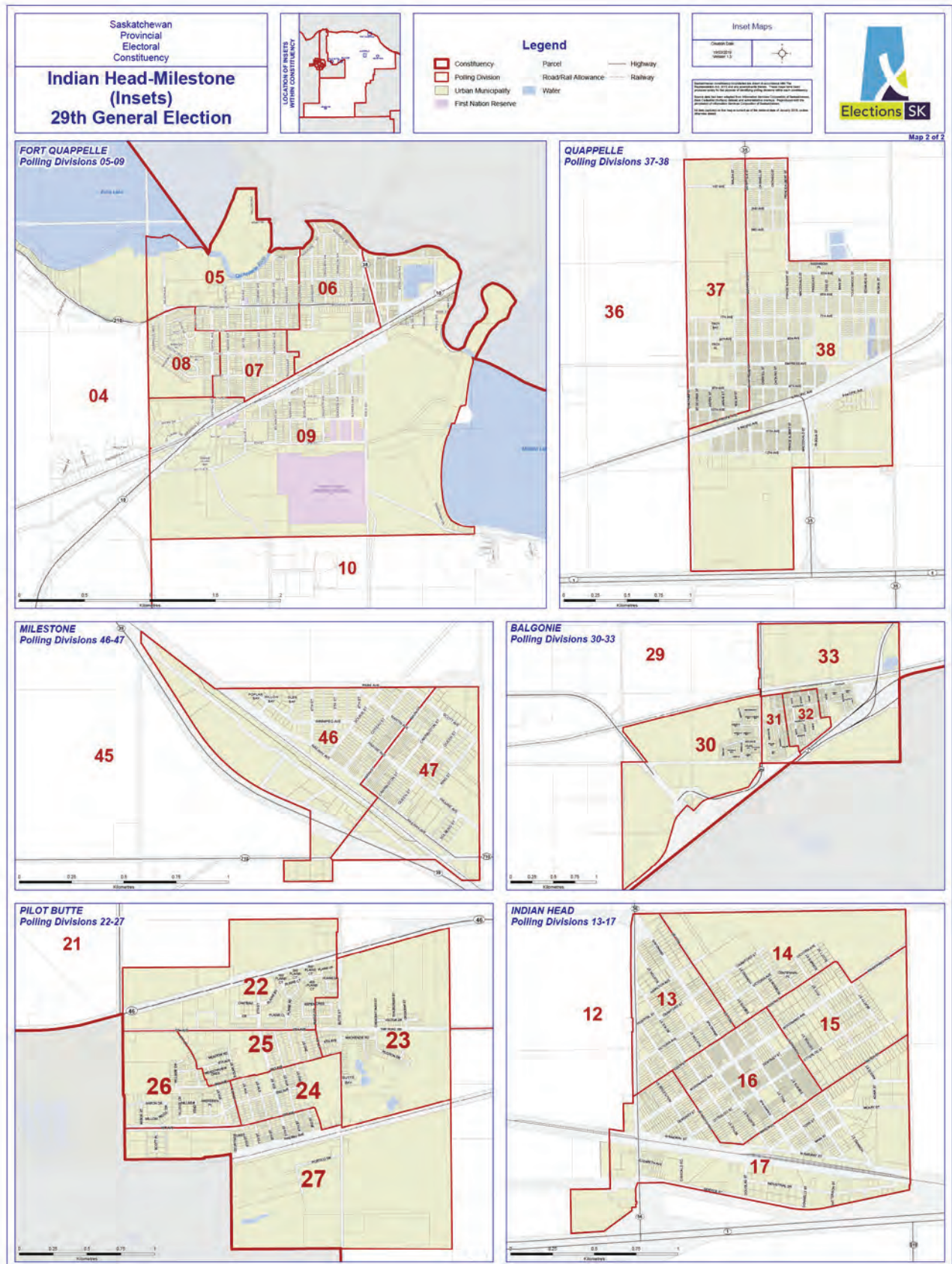
VOTE SUMMARY BY CONSTITUENCY POLLING DIVISION: INDIAN HEAD-MILESTONE



Indian Head-Milestone - Polling Location			Votes Cast For				Ballots	
Poll	Poll Name	Registered Voters	Jared Clarke NDP	Elvin Mandziak PC	Billy Patterson SGP	Don McMorris SP	Rejected Ballots	Votes For Cands
1	Piapot First Nation Band Office	395	57	1	2	2	0	62
2	Muscowpetung Education Centre	110	26	0	0	5	0	31
3	Treaty 4 Centre (Archives Room)	316	35	1	0	4	0	40
4	St. John's Anglican Church Hall	303	12	0	0	45	0	57
5	St. John's Anglican Church Hall	302	22	1	0	34	0	57
6	Bert Fox Community High School	334	37	0	2	14	1	53
7	Royal Canadian Legion Hall	324	24	2	1	18	0	45
8	Royal Canadian Legion Hall	316	21	0	3	33	1	57
9	Bert Fox Community High School	325	20	1	1	18	0	40
10	Bert Fox Community High School	252	14	1	1	29	0	45
11	Sintaluta Silver Horizons	152	15	2	2	66	0	85
12	Indian Head High School (Gym)	207	8	1	2	51	0	62
13	Indian Head High School (Gym)	294	27	3	1	40	0	71
14	Indian Head High School (Gym)	252	22	5	0	48	1	75
15	Indian Head High School (Library)	337	18	3	2	44	0	67
16	Indian Head Memorial Hall	297	23	1	2	53	0	79
17	Indian Head Memorial Hall	278	23	1	0	56	0	80
18	Edgeley Community Centre	209	16	1	3	82	0	102
19	Edenwold Community Hall	277	30	5	2	87	0	124
20	Edenwold Community Hall	218	14	5	1	52	0	72
21	Pilot Butte Golden Sunset Club	371	24	3	6	64	0	97
22	Pilot Butte Town Hall	415	24	5	3	76	1	108
23	Pilot Butte Town Hall	303	26	0	1	52	0	79
24	Way of Life Church	276	21	2	2	71	0	96
25	Pilot Butte School (Library)	322	33	3	2	74	1	112
26	Pilot Butte School (Gym)	329	25	3	4	63	0	95
27	Pilot Butte School (Gym)	321	26	4	1	50	0	81
28	Balgonie Multiplex	380	17	2	1	64	0	84
29	Balgonie 50+ Club	332	15	4	4	72	0	95
30	Balgonie Elementary School	362	32	0	1	39	0	72
31	Balgonie Elementary School	308	22	1	1	46	0	70
32	Balgonie Multiplex	317	34	9	1	47	0	91
33	Balgonie Multiplex	285	21	2	1	47	0	71
34	McClean Elementary School	246	15	4	1	58	0	78
35	McClean Elementary School	323	30	14	0	107	0	151
36	Qu'Appelle Lions Hall	227	19	4	2	65	0	90

Continued on next page



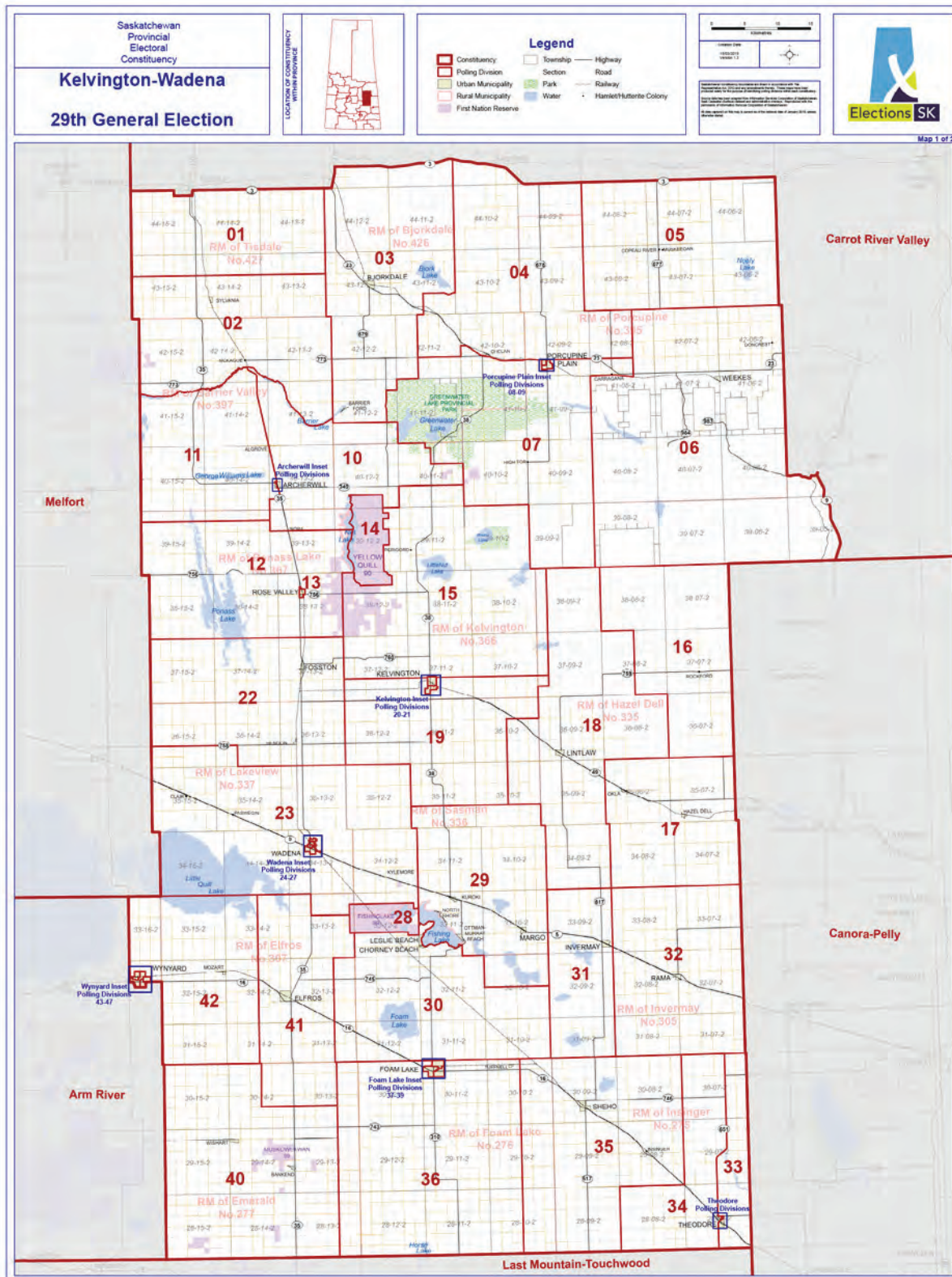


Indian Head-Milestone - Polling Location			Votes Cast For				Ballots	
Poll	Poll Name	Registered Voters	Jared Clarke NDP	Elvin Mandziak PC	Billy Patterson SGP	Don McMorris SP	Rejected Ballots	Votes For Cands
37	James Hamblin School	256	30	5	0	59	0	94
38	James Hamblin School	298	18	7	3	70	0	98
39	Vibank Centennial Hall	348	23	3	1	154	0	181
40	Vibank Centennial Hall	308	30	9	2	114	0	155
41	Vibank Centennial Hall	330	22	2	3	83	0	110
42	Kronau Memorial Hall	352	35	3	6	120	1	164
43	Sedley New Horizon Centre	370	15	7	3	78	2	103
44	Gray Memorial Hall	323	39	4	5	104	1	152
45	Milestone Masonic Hall	350	8	4	1	84	0	97
46	Milestone Masonic Hall	223	6	0	3	46	0	55
47	Milestone Elementary School	245	8	0	0	33	0	41
A001	Royal Canadian Legion Hall	-	247	19	17	484	1	767
A002	Balgonie 50+ Club	-	155	18	10	465	1	648
A003	Balgonie Multiplex	-	189	29	6	558	5	782
A004	Milestone Masonic Hall	-	65	8	4	335	1	412
A005	Indian Head CE Centre, St. Andrew's United Church	-	198	11	7	379	0	595
A006	Sedley New Horizon Centre	-	43	12	4	187	1	246
PCF	Personal Care Facilities	141	18	1	3	36	0	58
ABS	Absentee	-	2	0	0	9	0	11
VBM	Vote By Mail	-	368	13	13	448	19	842
HRT	Hospital, Remand and Temporarily Displaced	-	4	2	0	4	1	10
	Totals	14,159	2,371	251	147	5,626	38	8,395

	Candidate Elected - Don McMorris							
	Plurality	3,255						
	% Who Voted	59.56%						
	% By Party		28.24%	2.99%	1.75%	67.02%		



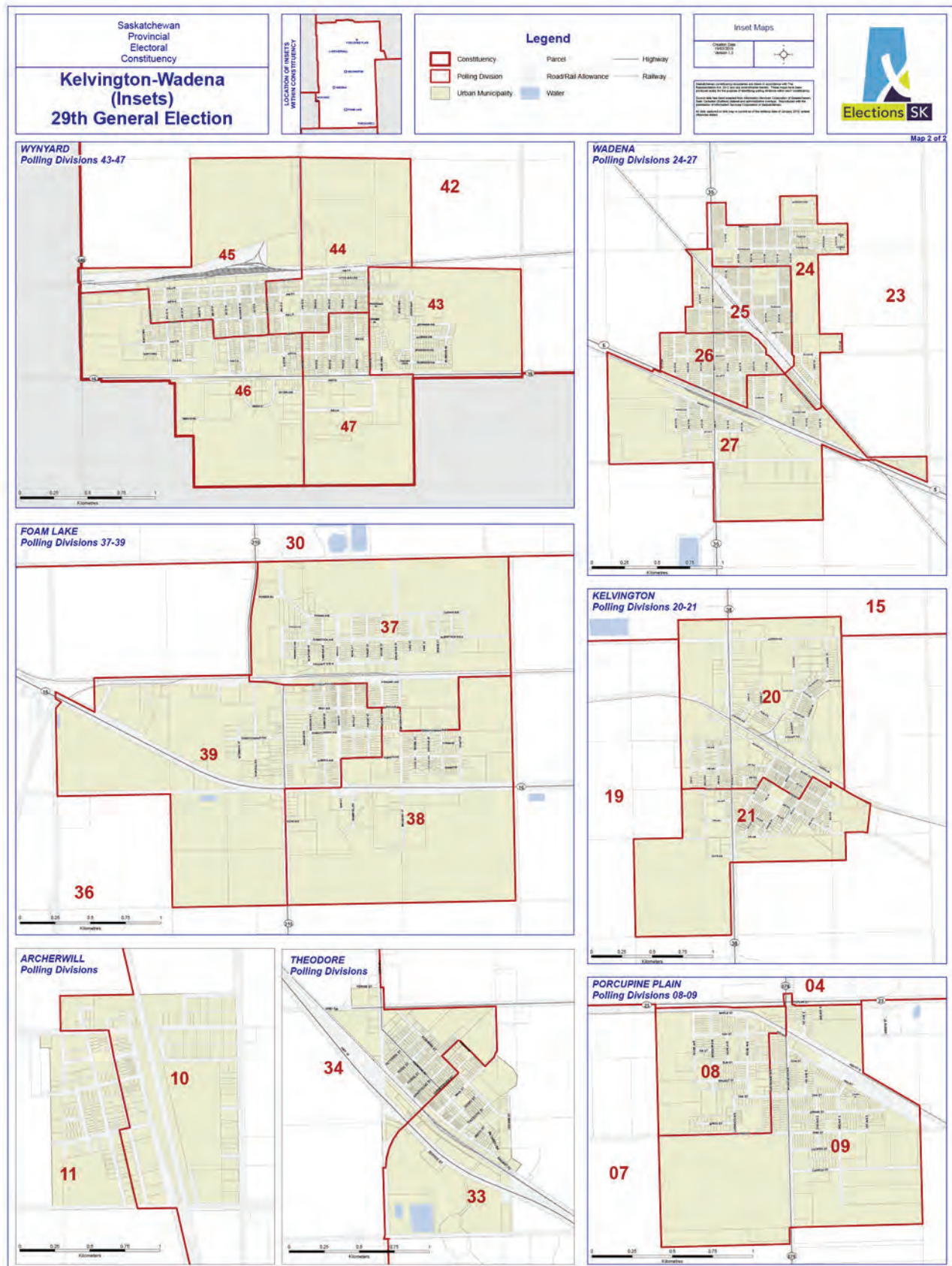
VOTE SUMMARY BY CONSTITUENCY POLLING DIVISION: KELVINGTON-WADENA



Kelvington-Wadena - Polling Location			Votes Cast For					Ballots	
Poll	Poll Name	Registered Voters	Justin Chrobot	Linda Patenaude	Wayne W. Mastrachuk	Melissa Fletcher	Hugh Nerlien	Rejected Ballots	Votes For Cands
			BP	NDP	PC	SGP	SP		
1	Tisdale Recplex	297	4	14	4	4	66	0	92
2	McKague Community Centre	305	13	13	6	2	96	0	130
3	Bjorkdale Community Hall	336	8	31	9	4	127	0	179
4	Porcupine Plain Quilly Community Centre (Gym)	275	5	6	2	0	54	1	67
5	Porcupine Plain Quilly Community Centre (Gym)	171	2	5	0	1	42	0	50
6	Weekes Golden Age Club	138	3	6	1	3	51	0	64
7	Porcupine Plain Community Hall	250	3	5	2	2	61	0	73
8	Porcupine Plain Community Hall	253	2	10	2	3	54	0	71
9	Porcupine Plain Community Hall	294	0	12	3	0	42	0	57
10	Archerwill Centennial Centre	267	18	7	5	1	104	2	135
11	Archerwill Centennial Centre	234	3	11	2	2	91	0	109
12	Rose Valley School	248	5	11	8	3	104	0	131
13	Rose Valley School	187	3	15	6	1	58	2	83
14	Yellow Quill Band Hall	382	2	46	0	4	2	0	54
15	Kelvington Legion Community Hall (West)	248	5	9	1	0	52	0	67
16	Rockford Community Centre	87	6	4	6	0	22	0	38
17	Hazel Dell Recreation Centre	165	6	10	9	3	61	0	89
18	Lintlaw Community Hall	302	7	12	10	2	100	0	131
19	Kelvington Legion Community Hall (West)	236	9	6	2	1	48	0	66
20	Kelvington Legion Community Hall (East Hall)	326	6	14	2	3	31	0	56
21	Kelvington Legion Community Hall (East Hall)	267	5	7	2	2	32	0	48
22	Fosston Community Hall	248	10	6	8	0	74	0	98
23	Wadena Composite School	257	6	5	3	1	46	0	61
24	Wadena Elementary School	256	2	10	1	2	40	0	55
25	Wadena Elementary School	210	2	13	0	1	24	0	40
26	Wadena Composite School	257	0	21	2	2	29	0	54
27	Wadena Composite School	222	1	5	0	0	29	0	35
28	Percy Severight Memorial Hall	260	4	69	0	2	1	2	76
29	Kuroki Community Hall	349	10	13	6	4	136	0	169
30	Foam Lake Composite School	237	0	9	0	1	43	0	53
31	Invermay Community Hall	214	2	17	6	3	95	2	123
32	St. Anthony's Roman Catholic Church Hall	238	4	22	7	3	110	0	146

Continued on next page



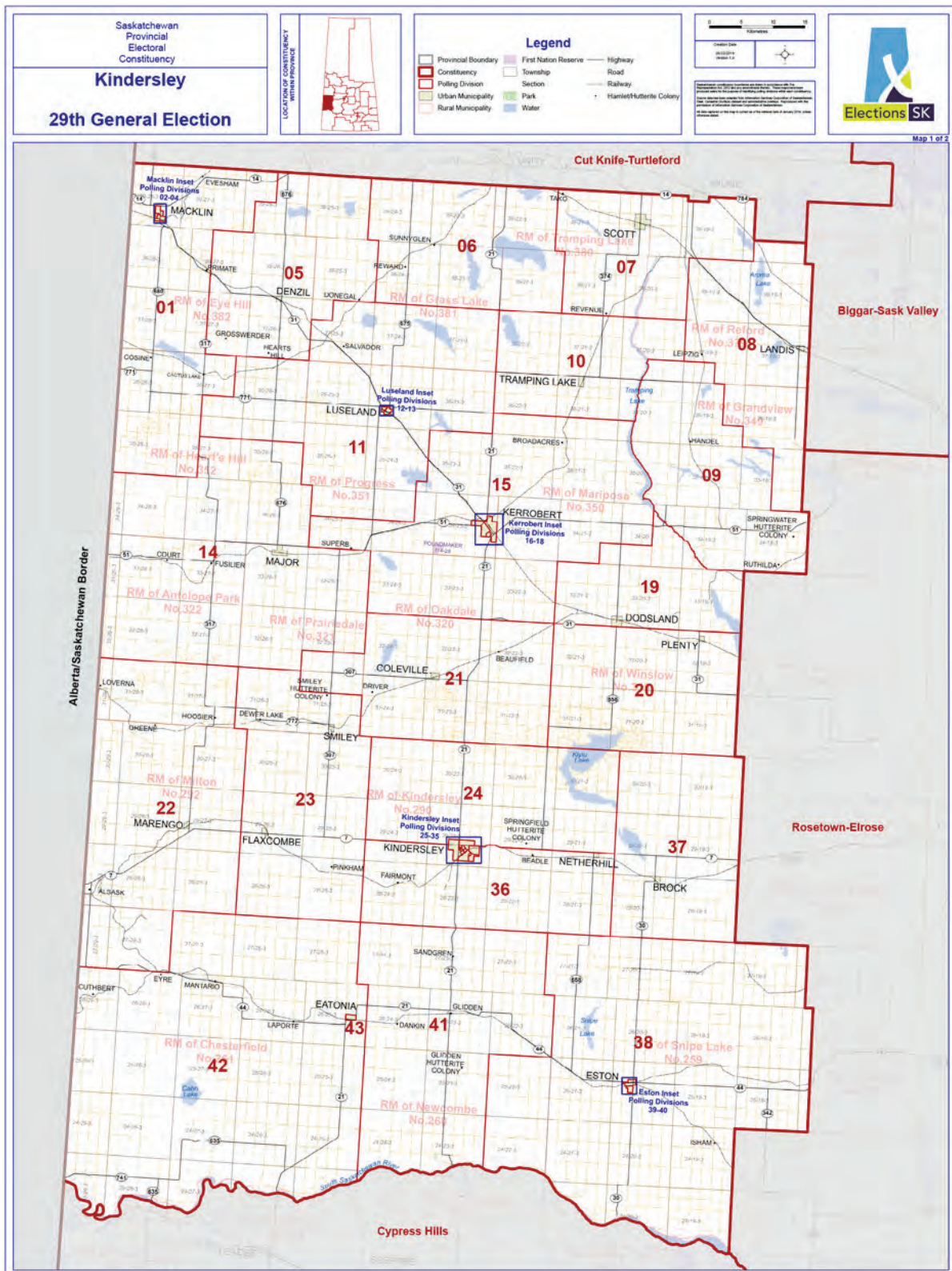


Kelvington-Wadena - Polling Location			Votes Cast For					Ballots	
Poll	Poll Name	Registered Voters	Justin Chrobot	Linda Patenaude	Wayne W. Mastrachuk	Melissa Fletcher	Hugh Nerlien	Rejected Ballots	Votes For Cands
			BP	NDP	PC	SGP	SP		
33	St. Theodore School	164	5	14	6	2	48	0	75
34	St. Theodore School	224	5	17	6	2	57	1	87
35	Sheho And District Community Centre	264	7	7	9	4	95	0	122
36	Foam Lake Community Hall	267	6	6	2	0	41	0	55
37	Foam Lake Community Hall	292	2	6	3	6	44	0	61
38	Foam Lake Composite School	235	5	6	6	1	32	0	50
39	Foam Lake Community Hall	342	0	7	7	3	39	0	56
40	Wishart Community Hall	276	7	19	12	6	94	0	138
41	Elfros Legion Community Hall	213	6	25	3	1	74	0	109
42	Wynyard Elementary School	221	8	9	5	0	35	0	57
43	Wynyard Civic Centre	239	3	13	5	2	52	0	75
44	Wynyard Civic Centre	303	3	19	0	1	46	0	69
45	Wynyard Composite High School	198	0	4	4	0	13	0	21
46	Wynyard Composite High School	279	5	7	4	1	15	0	32
47	Wynyard Composite High School	232	3	8	1	0	26	1	38
A001	Foam Lake Royal Canadian Legion Hall	-	40	67	29	17	447	0	600
A002	Kelvington Legion Community Hall	-	16	110	17	12	335	0	490
A003	Wadena Community Legion Hall (Club Room)	-	27	103	26	9	302	0	467
A004	Wynyard Civic Centre	-	20	104	24	21	342	2	511
A005	Tisdale Alliance Church	-	7	22	6	0	117	0	152
A006	Porcupine Plain Quilly Community Centre (Gym)	-	9	63	9	3	294	0	378
PCF	Personal Care Facilities	249	15	42	27	12	42	3	138
ABS	Absentee	-	0	3	1	0	14	1	18
VBM	Vote By Mail	-	15	90	4	6	252	13	367
HRT	Hospital, Remand and Temporarily Displaced	-	0	8	0	3	10	0	21
Totals		12,014	370	1,223	331	172	4,791	30	6,887

Candidate Elected - Hugh Nerlien								
Plurality	3,568							
% Who Voted	57.57%							
% By Party		5.37%	17.76%	4.81%	2.50%	69.57%		



VOTE SUMMARY BY CONSTITUENCY POLLING DIVISION: KINDERSLEY

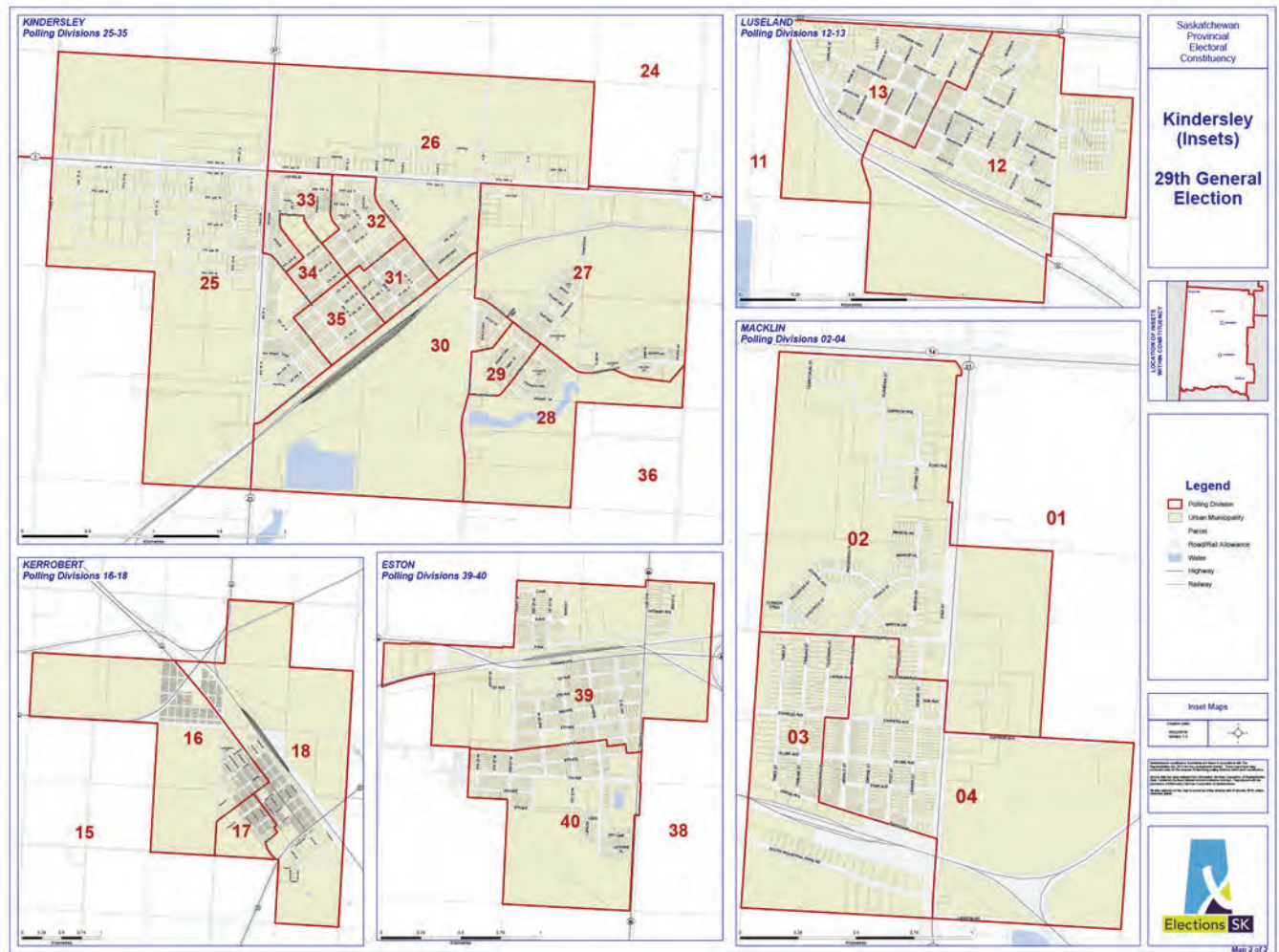


Kindersley - Polling Location			Votes Cast For					Ballots	
Poll	Poll Name	Registered Voters	Jason R. Cooper	Steven Allen	Terry J. Sieben	Evangeline Godron	Ken Francis	Rejected Ballots	Votes For Cands
			BP	NDP	PC	SGP	SP		
1	Macklin Communiplex	383	35	6	12	2	99	0	154
2	Macklin Communiplex	301	8	6	3	0	87	0	104
3	Macklin Communiplex	326	13	7	8	0	79	0	107
4	Macklin Communiplex	321	9	7	3	1	58	0	78
5	Denzil Senior Centre	330	15	7	9	0	103	0	134
6	Reward Community Hall	241	7	2	4	1	67	0	81
7	Saskcan Community Centre Hall	246	0	2	2	1	29	0	34
8	Landis Community Complex	268	12	24	4	2	98	0	140
9	Handel Community Centre	222	11	2	9	2	53	0	77
10	Tramping Lake Community Hall	121	7	3	0	0	39	0	49
11	Luseland & Salvador Homecoming Hall	221	19	13	2	0	63	0	97
12	Luseland & Salvador Homecoming Hall	222	21	23	2	1	78	0	125
13	Luseland & Salvador Homecoming Hall	237	31	10	6	1	69	0	117
14	Major Centennial Hall	216	49	4	5	1	69	0	128
15	Kerrobert Senior Citizens Hall	227	12	1	2	0	30	0	45
16	Kerrobert Prairieland Community Centre	290	7	2	0	1	49	0	59
17	Kerrobert Prairieland Community Centre	223	12	6	2	2	42	0	64
18	Kerrobert Prairieland Community Centre	232	13	4	1	0	30	0	48
19	Doddsland Legion Community Hall	267	39	4	2	2	103	0	150
20	Doddsland Legion Community Hall	244	26	1	3	1	102	0	133
21	Coleville Legion Hall	351	33	5	6	1	153	0	198
22	Marengo Community Hall	286	44	3	3	4	96	0	150
23	Flaxcombe Community Hall	371	24	3	1	0	79	0	107
24	Kindersley Christian Fellowship Centre	284	10	2	0	0	32	0	44
25	Norman Ritchie Community Centre	411	16	3	4	1	52	0	76
26	Kindersley Christian Fellowship Centre	278	6	0	0	1	40	0	47
27	Kindersley Composite School	341	5	1	0	1	40	0	47
28	Kindersley Composite School	262	9	1	0	0	50	0	60
29	Kindersley Composite School	239	10	2	1	0	34	0	47
30	Kindersley Composite School	257	11	1	1	0	26	0	39
31	Kindersley Composite School	316	5	4	0	0	40	0	49
32	Elizabeth Middle School	309	8	3	0	0	50	0	61
33	Norman Ritchie Community Centre	254	2	7	1	0	25	0	35
34	Elizabeth Middle School	210	7	3	0	0	31	0	41

Continued on next page



KINDERSLEY (CONTINUED)

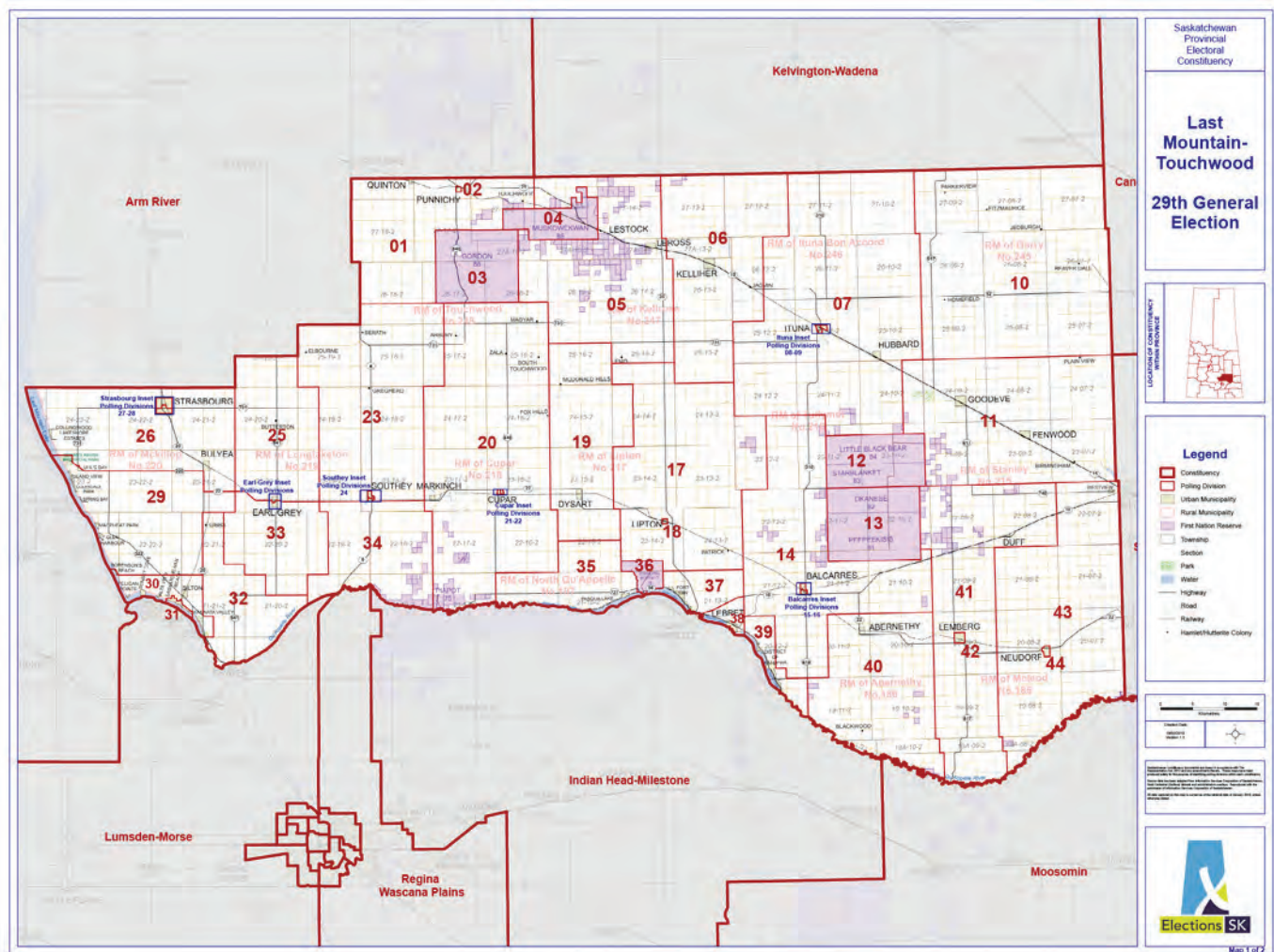


Kindersley - Polling Location			Votes Cast For					Ballots	
Poll	Poll Name	Registered Voters	Jason R. Cooper	Steven Allen	Terry J. Sieben	Evangeline Godron	Ken Francis	Rejected Ballots	Votes For Cands
			BP	NDP	PC	SGP	SP		
35	Elizabeth Middle School	318	14	3	2	1	40	1	60
36	Kindersley Christian Fellowship Centre	244	15	0	0	0	55	1	70
37	Brock Community Center	241	26	6	0	0	104	0	136
38	Wheatland Plus 50 Senior Citizens Club	339	8	4	3	1	65	0	81
39	Wheatland Plus 50 Senior Citizens Club	391	18	4	4	2	57	0	85
40	Wheatland Plus 50 Senior Citizens Club	345	9	13	3	1	69	0	95
41	Glidden Community Hall	239	22	8	1	2	69	0	102
42	Eatonia Community Hall	351	11	7	0	0	71	0	89
43	Eatonia Community Hall	362	7	12	1	1	67	0	88
A001	New Horizon Town and Country Centre	-	35	20	27	5	288	0	375
A002	Kerrobot Senior Citizens Hall	-	62	31	8	3	372	1	476
A003	Norman Ritchie Community Centre	-	105	50	8	6	513	2	682
A004	Norman Ritchie Community Centre	-	87	30	8	2	476	0	603
A005	Wheatland Plus 50 Senior Citizens Club	-	25	38	6	7	320	0	396
A006	Eatonia Community Hall	-	24	11	6	2	231	2	274
A007	Saskcan Community Centre Hall	-	6	10	4	1	96	0	117
PCF	Personal Care Facilities	138	4	13	14	3	34	1	68
ABS	RESULTS COMBINED WITH VBM								
VBM	Vote By Mail, Absentee, Hospital, Remand and Temporarily Displaced	-	27	76	3	7	247	14	360
HRT	RESULTS COMBINED WITH VBM								
	Totals	12,275	1,041	508	194	70	5,269	22	7,082

	Candidate Elected - Ken Francis								
	Plurality	4,228							
	% Who Voted	57.87%							
	% By Party		14.70%	7.17%	2.74%	0.99%	74.40%		



VOTE SUMMARY BY CONSTITUENCY POLLING DIVISION: LAST MOUNTAIN-TOUCHWOOD



Last Mountain-Touchwood - Polling Location			Votes Cast For					Ballots	
Poll	Poll Name	Registered Voters	Gordon Bradford	Thera Nordan	Victor Teece	Justin Stranack	Travis Keisig	Rejected Ballots	Votes For Cands
			BP	NDP	PC	SGP	SP		
1	Punnichy Community Hall	201	6	16	3	3	65	0	93
2	Punnichy Community Hall	188	1	33	3	4	25	0	66
3	George Gordon First Nation Arena	427	1	99	0	0	2	0	102
4	Muskowekwan Band Hall	216	4	43	1	0	2	1	50
5	Lestock Community Hall	298	12	32	3	2	47	0	96
6	Kelliher School	323	11	11	5	2	41	0	70
7	Sacred Heart Parish Centre	342	8	7	8	4	126	0	153
8	Sacred Heart Parish Centre	249	4	15	8	2	73	0	102
9	Sacred Heart Parish Centre	235	7	21	2	3	77	0	110
10	Jedburgh Rink	301	15	20	8	3	120	0	166
11	11/12 Goodeve & District Community Centre / The Katayak Building	274	8	19	7	1	101	1	136
12	RESULTS, INCLUDING REGISTERED VOTERS, COMBINED WITH POLL 11								
13	The Katayak Building	593	2	122	2	0	2	0	128
14	Balcarres Town Hall	207	7	5	2	2	38	1	54
15	Balcarres Town Hall	204	5	14	4	0	27	0	50
16	Balcarres Town Hall	219	1	18	2	3	19	0	43
17	Lipton School	216	7	12	9	3	92	0	123
18	Lipton School	248	6	17	10	2	86	0	121
19	Dysart Golden Years Club	259	12	21	11	3	63	0	110
20	Cupar Town Hall	333	9	11	4	3	78	0	105
21	Cupar School	186	4	10	4	2	26	0	46
22	Cupar School	231	11	13	1	1	36	0	62
23	Robert Southey School	346	4	45	6	2	115	0	172
24	Robert Southey School	330	4	38	9	1	114	1	166
25	Earl Grey Community Hall	211	3	30	4	1	77	0	115
26	Strasbourg Memorial Hall	304	3	14	5	3	67	0	92
27	Strasbourg Memorial Hall	308	2	14	2	3	46	0	67
28	Strasbourg Memorial Hall	274	7	13	2	1	38	0	61
29	Silton Community Hall	333	19	32	8	4	76	1	139
30	Silton Community Hall	330	6	40	7	4	102	0	159
31	Saskatchewan Beach Hall	268	3	31	9	0	84	0	127
32	Saskatchewan Beach Hall	245	5	25	7	4	70	0	111
33	Earl Grey Community Hall	221	3	33	9	4	98	0	147
34	Robert Southey School	304	5	23	12	5	105	0	150
35	Camp Lutherland	239	2	15	4	1	22	0	44
36	Camp Lutherland	349	1	55	0	2	0	0	58

Continued on next page



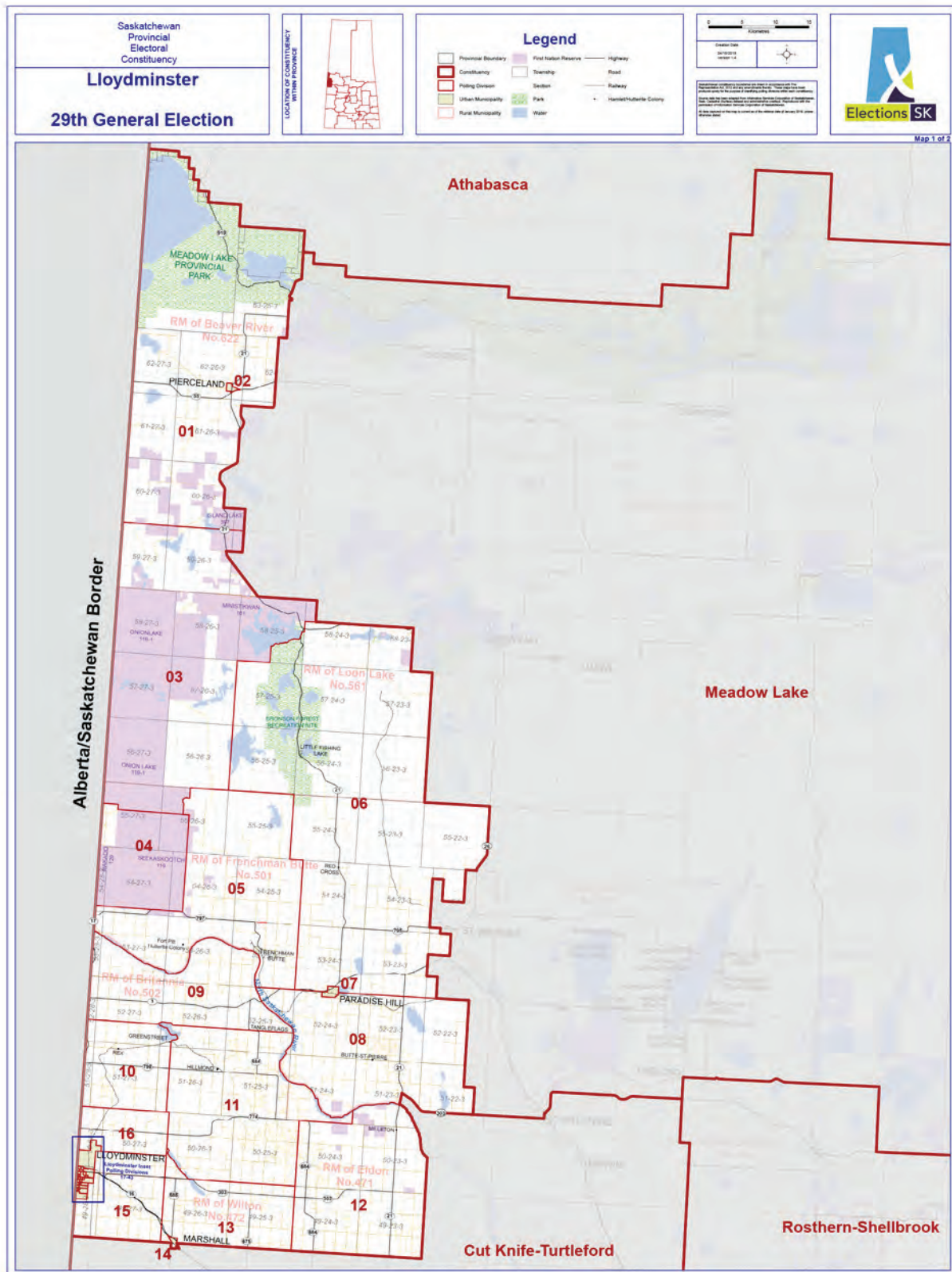


Last Mountain-Touchwood - Polling Location			Votes Cast For					Ballots	
Poll	Poll Name	Registered Voters	Gordon Bradford	Thera Nordal	Victor Teece	Justin Stranack	Travis Keisig	Rejected Ballots	Votes For Cands
			BP	NDP	PC	SGP	SP		
37	Lebret Community Centre	240	2	12	2	1	17	0	34
38	Lebret Recreation Centre	226	5	32	3	4	51	0	95
39	Lebret Recreation Centre	306	3	7	0	5	34	0	49
40	Abernethy Seniors Center	238	3	19	8	1	59	0	90
41	North Valley High School	227	10	3	4	1	74	0	92
42	North Valley High School	218	26	17	11	1	54	1	109
43	Neudorf Community Hall	282	11	11	0	1	91	0	114
44	Neudorf Community Hall	207	12	33	12	1	56	1	114
A001	Balcarres Town Hall	-	32	114	24	12	415	2	597
A002	Cupar Town Hall	-	16	94	17	8	260	1	395
A003	Strasbourg Memorial Hall	-	31	153	24	10	378	2	596
A004	Kelliher Legion Hall	-	26	73	11	4	271	0	385
A005	Camp Lutherland	-	8	79	12	7	185	1	291
PCF	Personal Care Facilities	187	7	17	5	4	32	2	65
ABS	RESULTS COMBINED WITH VBM								
VBM	Vote By Mail, Absentee	-	11	160	11	8	319	14	509
HRT	Hospital, Remand and Temporarily Displaced	-	0	9	2	0	5	3	16
	Totals	11,943	411	1,800	327	146	4,461	32	7,145

	Candidate Elected - Travis Keisig								
	Plurality	2,661							
	% Who Voted	60.09%							
	% By Party		5.75%	25.19%	4.58%	2.04%	62.44%		



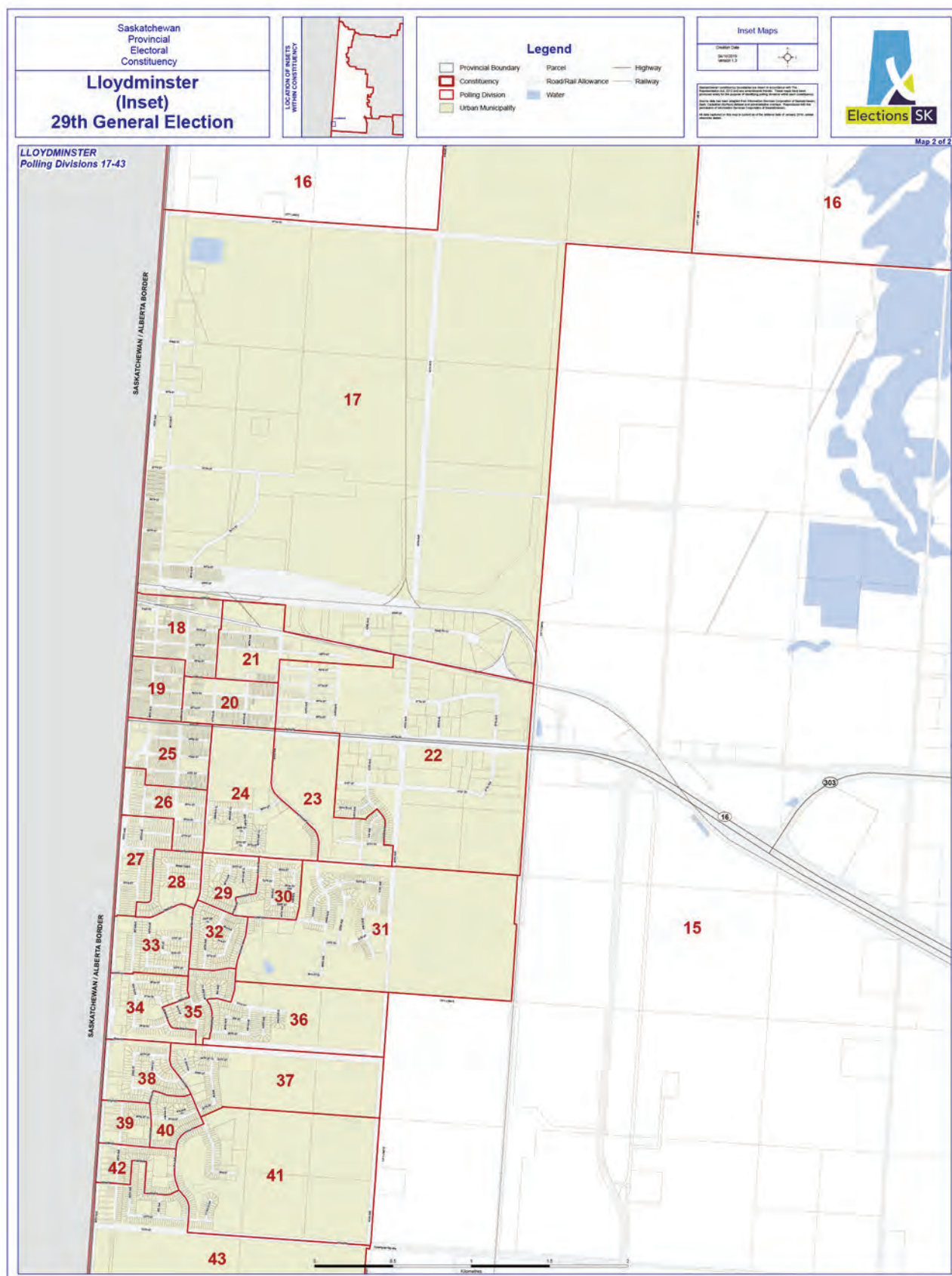
VOTE SUMMARY BY CONSTITUENCY POLLING DIVISION: LLOYDMINSTER



Lloydminster - Polling Location			Votes Cast For				Ballots	
Poll	Poll Name	Registered Voters	Steve Gessner BP	Colleen Morrell Henning NDP	Audra Kish SGP	Colleen Young SP	Rejected Ballots	Votes For Cands
1	Pierceland Community Hall	323	7	5	0	98	0	110
2	Pierceland Community Hall	426	4	12	1	63	0	80
3	Island Lake School	456	1	22	1	5	0	29
4 A/B	Onion Lake Sports, Culture and Recreation Building	1775	1	50	1	9	0	61
5	Frenchman Butte Senior's Clubroom	289	2	2	2	98	0	104
6	Paradise Hill Community Centre	361	5	3	0	106	0	114
7	Paradise Hill Community Centre	348	4	5	1	73	0	83
8	Paradise Hill Community Centre	181	5	1	0	25	0	31
9	Hillmond Central School	238	5	8	1	76	0	90
10	Hillmond Central School	445	8	5	1	78	0	92
11	Hillmond Central School	309	5	7	1	116	0	129
12	Milleton Hall	186	19	3	0	80	1	102
13	Marshall School	279	11	7	1	81	0	100
14	Marshall School	408	13	2	2	129	0	146
15	Lloydminster Agricultural Exhibition Association (Prairie Room)	333	5	2	1	67	0	75
16	Lloydminster Agricultural Exhibition Association (Prairie Room)	350	2	1	0	71	1	74
17	Lloydminster Agricultural Exhibition Association (Prairie Room)	222	3	7	0	16	0	26
18	Lloydminster Agricultural Exhibition Association (Prairie Room)	248	2	4	0	20	0	26
19	St. John's Anglican Church	265	3	6	1	29	0	39
20	E.S. Laird Middle School	318	1	8	0	20	1	29
21	E.S. Laird Middle School	386	7	6	0	38	0	51
22	E.S. Laird Middle School	455	2	8	2	45	0	57
23	E.S. Laird Middle School	281	1	3	1	20	0	25
24	Jack Kemp Elementary School	307	2	4	2	54	0	62
25	St. John's Anglican Church	265	3	0	3	25	0	31
26	Jack Kemp Elementary School	329	7	9	3	60	1	79
27	Lloydminster Agric. Ex Assoc. (Prairie Room)	272	0	6	2	27	0	35
28	Jack Kemp Elementary School	357	0	5	0	41	0	46
29	Jack Kemp Elementary School	248	1	7	1	41	0	50
30	Jack Kemp Elementary School	322	2	3	1	45	0	51
31	Winston Churchill School	388	6	8	1	54	0	69
32	Winston Churchill School	327	1	3	1	71	0	76
33	Lloydminster Agricultural Exhibition Association (Stockade Convention Centre)	324	2	1	0	39	0	42

Continued on next page



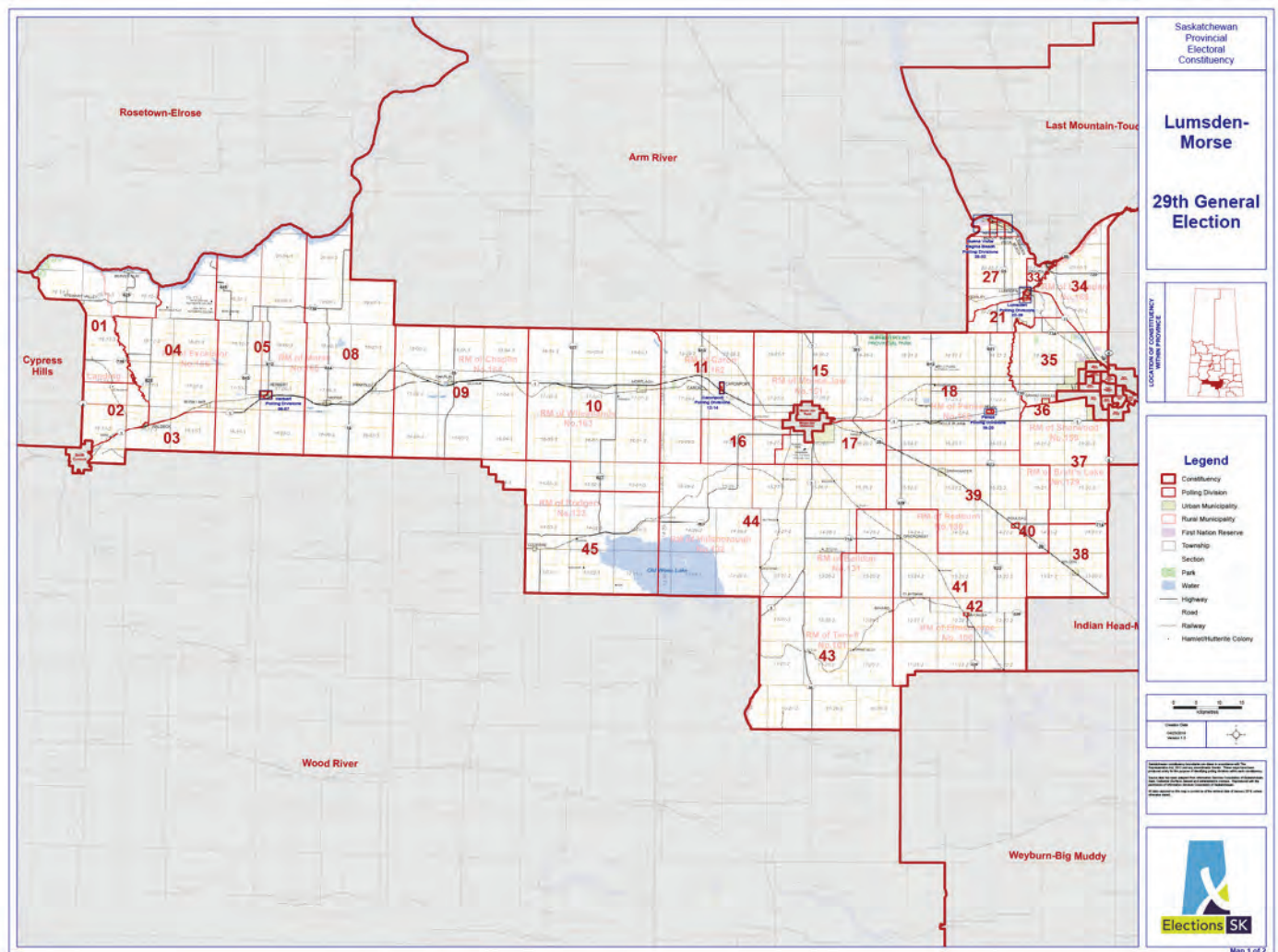


Lloydminster - Polling Location			Votes Cast For				Ballots	
Poll	Poll Name	Registered Voters	Steve Gessner BP	Colleen Morrell Henning NDP	Audra Kish SGP	Colleen Young SP	Rejected Ballots	Votes For Cands
34	Lloydminster Agricultural Exhibition Association (Stockade Convention Centre)	333	3	8	1	29	0	41
35	Winston Churchill School	322	3	8	1	48	0	60
36	Winston Churchill School	282	2	7	0	76	0	85
37	Lloydminster Agricultural Exhibition Association (Stockade Convention Centre)	303	6	0	1	36	1	43
38	Lloydminster Agricultural Exhibition Association (Stockade Convention Centre)	272	1	6	1	29	0	37
39	Lloydminster Agricultural Exhibition Association (Stockade Convention Centre)	244	0	1	0	14	0	15
40	Lloydminster Agricultural Exhibition Association (Stockade Convention Centre)	291	0	7	0	29	0	36
41	Lloydminster Agricultural Exhibition Association (Wildrose Pavilion)	432	0	13	0	38	0	51
42	Lloydminster Agricultural Exhibition Association (Wildrose Pavilion)	378	3	8	0	31	0	42
43	Lloydminster Agricultural Exhibition Association (Wildrose Pavilion)	463	3	4	0	50	1	57
A001	Lloydminster Agricultural Exhibition Association (Prairie Room)	-	14	37	2	296	0	349
A002	Lloydminster Agricultural Exhibition Association (Prairie Room)	-	23	58	2	374	0	457
A003	Lloydminster Agricultural Exhibition Association (Prairie Room)	-	10	43	5	358	1	416
A004	Paradise Hill Community Centre	-	11	14	4	326	0	355
A005	Pierceland Community Hall	-	9	15	3	143	0	170
A006	Onion Lake Sports, Culture and Recreation Building	-	1	24	0	5	1	30
PCF	Personal Care Facilities	56	2	7	1	22	3	32
VBM	Vote By Mail	-	4	38	1	116	6	159
HRT	Hospital, Remand and Temporarily Displaced	-	0	9	3	6	4	18
	Totals	15,397	235	530	56	3,846	21	4,667

	Candidate Elected - Colleen Young						
	Plurality	3,316					
	% Who Voted	30.45%					
	% By Party		5.04%	11.36%	1.20%	82.41%	



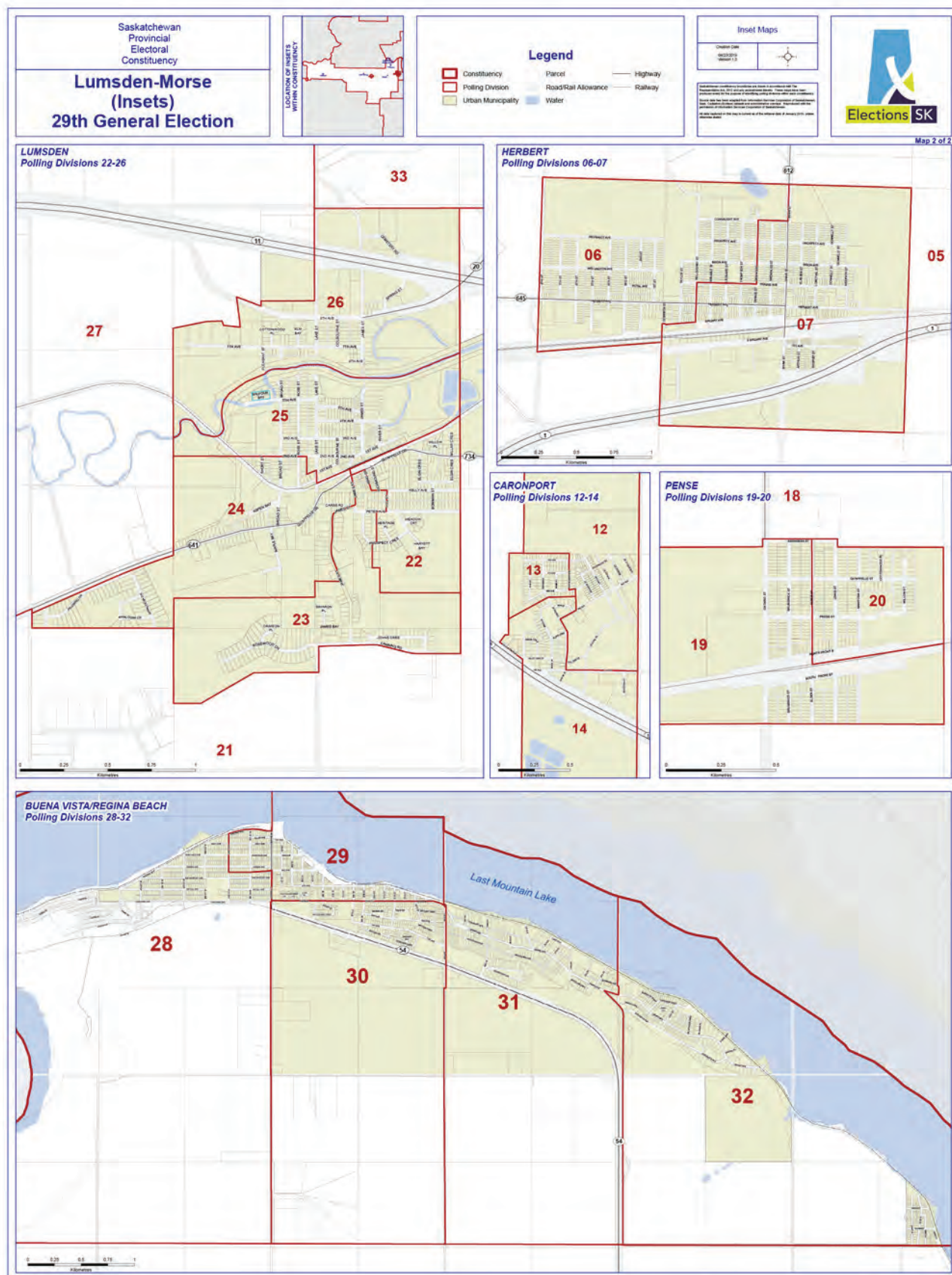
VOTE SUMMARY BY CONSTITUENCY POLLING DIVISION: LUMSDEN-MORSE



Lumsden-Morse - Polling Location			Votes Cast For				Ballots	
Poll	Poll Name	Registered Voters	Les Guillemin BP	Nic Lewis NDP	Isaiah Hunter SGP	Lyle Stewart SP	Rejected Ballots	Votes For Cands
1	Stewart Valley School (Gymnasium)	221	5	17	2	106	0	130
2	Waldeck Elementary and Junior High School (Gymnasium)	391	9	10	1	78	0	98
3	Waldeck Elementary and Junior High School (Gymnasium)	357	10	8	3	86	2	107
4	Waldeck Hall	370	15	1	1	64	2	81
5	Herbert Lions Hall	293	17	2	3	132	0	154
6	Herbert School	229	7	20	2	93	0	122
7	Herbert School	325	21	19	2	112	0	154
8	Morse Senior Centre	346	13	33	0	138	0	184
9	Chaplin Community Centre	268	6	5	3	69	0	83
10	Mortlach Community Hall	331	4	28	4	143	0	179
11	Caronport Golden Age Centre	369	9	17	3	159	0	188
12	Caronport Elementary School Gym (Northeast Entrance)	279	3	8	0	65	0	76
13	Caronport Elementary School Gym (Northeast Entrance)	242	6	15	1	107	0	129
14	Caronport Elementary School Gym (Northeast Entrance)	220	3	11	4	99	0	117
15	Pasqua Community Centre	357	4	9	5	63	0	81
16	Pasqua Community Centre	187	2	5	0	35	0	42
17	Salvation Army Church	401	5	19	4	49	0	77
18	Pense Town Hall	386	6	21	2	141	0	170
19	Pense School	181	9	23	1	42	0	75
20	Pense School	238	12	19	5	92	0	128
21	Lumsden High School	364	10	17	3	61	0	91
22	Lumsden High School	249	5	31	1	36	0	73
23	Lumsden High School	268	2	14	4	54	0	74
24	Lumsden High School	257	5	20	4	52	0	81
25	Lumsden Centennial Hall	332	8	34	7	48	1	97
26	Lumsden Centennial Hall	271	6	17	2	34	1	59
27	Lumsden Elementary School	233	3	13	3	36	0	55
28	South Shore Elementary School	400	6	35	9	129	1	179
29	South Shore Elementary School	342	8	42	6	108	0	164
30	South Shore Elementary School	316	17	39	5	64	0	125
31	Regina Beach Memorial Hall	287	2	30	5	70	0	107
32	Last Mountain Lake Cultural Centre	211	4	11	0	49	0	64
33	Craven Community Hall	304	10	33	9	83	0	135

Continued on next page



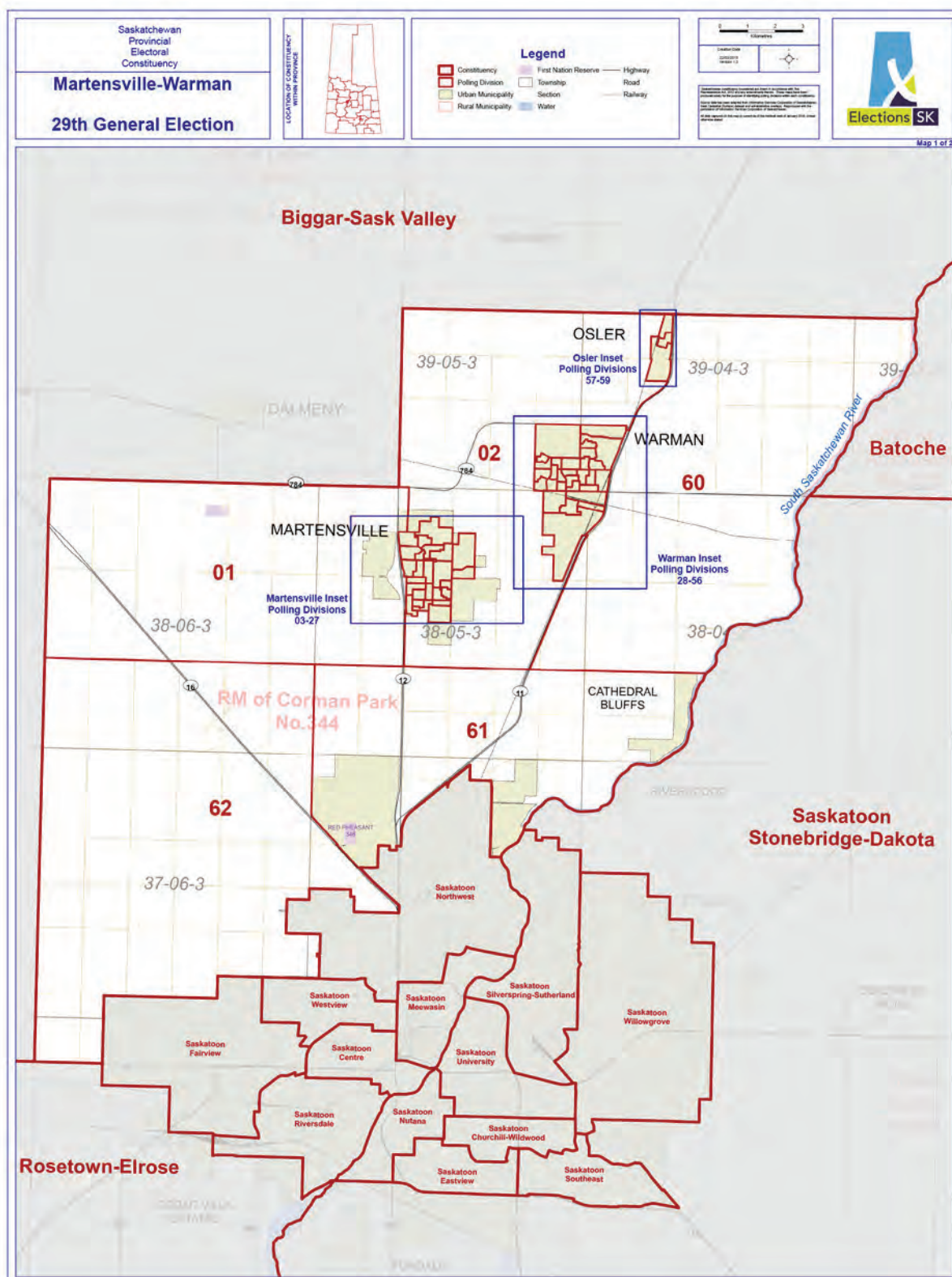


Lumsden-Morse - Polling Location			Votes Cast For				Ballots	
Poll	Poll Name	Registered Voters	Les Guillemin BP	Nic Lewis NDP	Isaiah Hunter SGP	Lyle Stewart SP	Rejected Ballots	Votes For Cands
34	Craven Community Hall	369	12	12	6	87	0	117
35	Stewart Nicks School	286	0	25	3	36	0	64
36	Grand Coulee Village Office	406	15	48	10	127	0	200
37	Stewart Nicks School	277	14	23	2	59	0	98
38	St. Augustine School	250	3	16	1	100	0	120
39	Rouleau School	187	4	2	1	61	0	68
40	Rouleau School	365	9	34	4	124	1	171
41	Avonlea School	358	9	16	2	63	0	90
42	Avonlea School	290	3	8	0	41	0	52
43	Spring Valley & District Interpretive Centre	212	9	5	2	88	0	104
44	Salvation Army Church	423	14	14	3	82	0	113
45	Coderre-Courval Community Centre	104	15	9	4	46	0	74
A001	Chaplin Community Centre	-	4	23	1	100	0	128
A002	Dew Drop Inn	-	46	304	42	894	2	1,286
A003	Avonlea Friendly Neighbors	-	22	21	7	337	1	387
A004	Pasqua Community Centre	-	27	58	8	423	2	516
A005	Waldeck Hall	-	29	31	6	323	0	389
PCF	Personal Care Facilities	124	2	13	3	53	2	71
ABS	Absentee	-	0	3	0	11	0	14
VBM	Vote By Mail, Hospital, Remand and Temporarily Displaced	-	20	238	16	491	21	765
HRT	RESULTS COMBINED WITH VBM							
	Totals	13,476	509	1,529	225	6,243	36	8,506

	Candidate Elected - Lyle Stewart							
	Plurality	4,714						
	% Who Voted	63.39%						
	% By Party		5.98%	17.98%	2.65%	73.40%		



VOTE SUMMARY BY CONSTITUENCY POLLING DIVISION: MARTENSVILLE-WARMAN

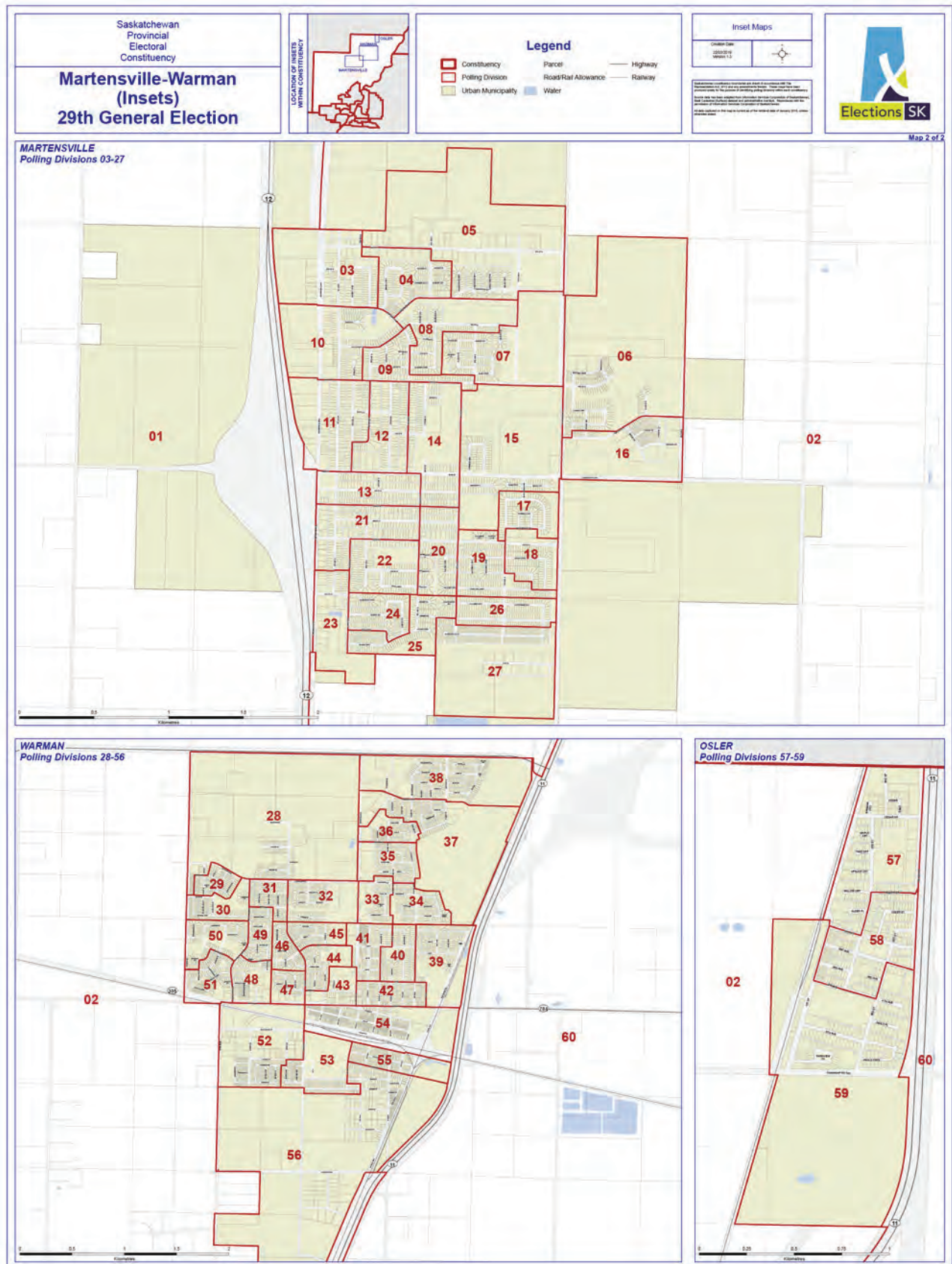


Martensville-Warman - Polling Location			Votes Cast For				Ballots	
Poll	Poll Name	Registered Voters	Wade Sira	Carla Streeton	Melvin Pylypchuk	Terry Jenson	Rejected Ballots	Votes For Cands
			BP	NDP	SGP	SP		
1	Martensville Athletic Pavilion	346	8	12	0	55	0	75
2	North Ridge Centennial Community Centre	349	8	6	0	52	0	66
3	North Ridge Centennial Community Centre	284	6	19	4	21	0	50
4	North Ridge Centennial Community Centre	346	12	13	0	39	0	64
5	North Ridge Centennial Community Centre	230	2	8	2	42	0	54
6	École Holy Mary / Lake Vista Public School (Large Gym)	315	0	9	2	21	0	32
7	Venture Heights Elementary School	314	4	10	1	42	0	57
8	Venture Heights Elementary School	278	6	6	1	40	0	53
9	Valley Manor Elementary School	312	7	13	2	30	0	52
10	Valley Manor Elementary School	283	3	5	0	35	0	43
11	Martensville Athletic Pavilion	282	3	8	0	27	0	38
12	Martensville Athletic Pavilion	337	4	14	0	28	0	46
13	Martensville Athletic Pavilion	305	8	12	0	27	0	47
14	Martensville Athletic Pavilion	262	5	11	0	32	1	48
15	Martensville Athletic Pavilion	276	3	9	1	36	0	49
16	École Holy Mary / Lake Vista Public School (Large Gym)	203	2	13	0	36	0	51
17	Martensville Athletic Pavilion	222	2	7	3	30	0	42
18	École Holy Mary / Lake Vista Public School (Small Gym A)	334	1	4	1	32	0	38
19	École Holy Mary / Lake Vista Public School (Small Gym A)	349	2	23	1	67	0	93
20	Heritage Centre	270	1	9	2	24	0	36
21	Martensville Athletic Pavilion	314	2	14	2	34	0	52
22	Martensville New Horizon Seniors Drop Inn Centre	260	6	6	1	21	0	34
23	Martensville High School	261	0	11	2	22	0	35
24	Martensville High School	272	8	7	1	30	0	46
25	Martensville High School	304	0	19	1	30	0	50
26	École Holy Mary / Lake Vista Public School (Small Gym B)	324	6	8	0	42	0	56
27	Martensville High School	319	3	16	0	34	0	53
28	École Traditions / Holy Trinity School (Large Gym)	173	3	5	1	30	0	39
29	École Traditions / Holy Trinity School (Large Gym)	235	3	11	0	34	0	48
30	École Traditions / Holy Trinity School (Gym A)	274	3	16	0	30	0	49
31	École Traditions / Holy Trinity School (Gym A)	277	3	8	2	48	0	61
32	École Traditions / Holy Trinity School (Gym B)	321	3	10	4	63	0	80
33	The Legends Centre (Gym 1)	304	2	11	0	59	0	72
34	The Legends Centre (Gym 1)	347	2	18	0	54	0	74
35	The Legends Centre (Gym 1)	321	0	7	0	53	0	60
36	The Legends Centre (Gym 1)	290	1	11	1	30	0	43

Continued on next page



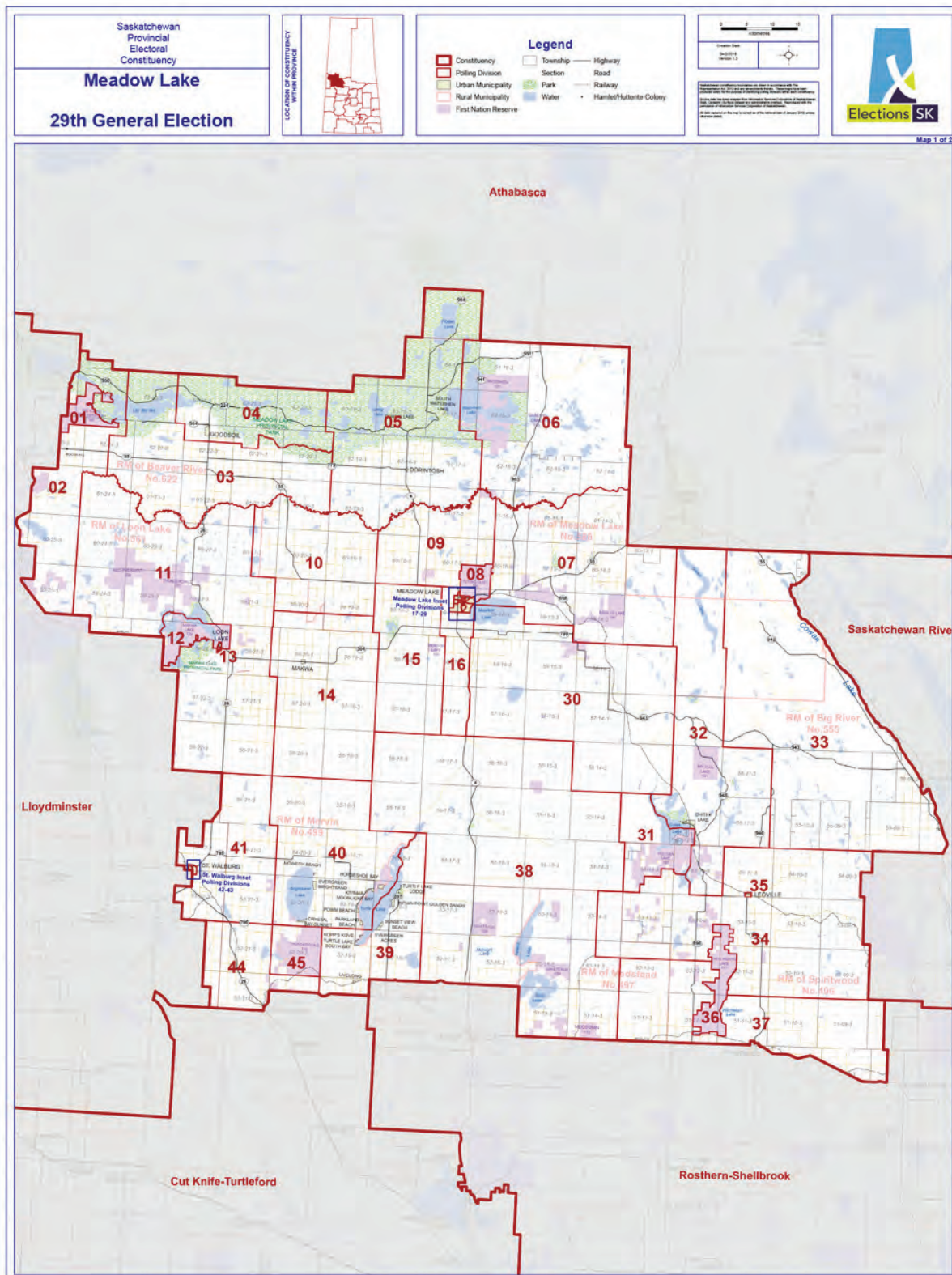
MARTENSVILLE-WARMAN (CONTINUED)



Martensville-Warman - Polling Location			Votes Cast For				Ballots	
Poll	Poll Name	Registered Voters	Wade Sira BP	Carla Streeton NDP	Melvin Pylypchuk SGP	Terry Jenson SP	Rejected Ballots	Votes For Cands
37	The Legends Centre (Gym 1)	274	9	7	1	38	1	55
38	The Legends Centre (Gym 1)	232	2	5	0	35	0	42
39	The Legends Centre (Gym 2)	338	4	7	1	29	0	41
40	Brian King Center	287	0	8	0	40	1	48
41	Brian King Center	338	2	7	2	38	0	49
42	Brian King Center	272	6	9	0	33	0	48
43	Brian King Center	147	1	3	0	16	0	20
44	Warman Elementary	249	0	9	1	44	0	54
45	Route 11 Creative Arts Centre	248	3	10	0	32	0	45
46	Warman Elementary	277	2	16	0	39	0	57
47	The Legends Centre (Gym 2)	323	3	11	1	35	0	50
48	The Legends Centre (Gym 2)	315	3	8	3	30	0	44
49	The Legends Centre (Gym 2)	299	0	16	2	39	0	57
50	The Legends Centre (Gym 2)	309	0	11	0	49	0	60
51	Warman High School	322	3	21	1	62	0	87
52	Warman High School	329	8	17	1	40	0	66
53	Warman High School	385	10	15	1	41	0	67
54	Warman High School	271	2	11	2	31	0	46
55	Warman High School	255	1	9	1	20	1	31
56	Warman High School	257	6	8	0	23	0	37
57	Osler School	276	9	16	1	114	0	140
58	Osler School	250	9	9	2	72	0	92
59	Osler School	350	13	24	4	100	0	141
60	École Traditions / Holy Trinity School (Gym B)	246	2	15	0	55	1	72
61	École Holy Mary / Lake Vista Public School (Small Gym B)	271	0	5	1	44	0	50
62	Martensville Athletic Pavilion	273	3	11	1	33	1	48
A001	North Ridge Centennial Community Centre	-	48	128	19	647	0	842
A002	North Ridge Centennial Community Centre	-	41	137	20	721	1	919
A003	Heritage Centre	-	26	137	11	490	1	664
A004	Route 11 Creative Arts Centre	-	72	99	10	559	0	740
A005	Brian King Center	-	43	72	10	467	0	592
A006	Brian King Center	-	37	83	7	498	1	625
A007	Brian King Center	-	31	90	2	566	1	689
PCF	Personal Care Facilities	245	5	22	4	76	3	107
ABS	Absentee	-	0	5	2	17	0	24
VBM	Vote By Mail	-	30	325	15	631	47	1,001
HRT	Hospital, Remand and Temporarily Displaced	-	0	4	0	3	2	7
Totals		18,131	566	1,779	161	7,137	62	9,643
Candidate Elected - Terry Jenson								
Plurality		5,358						
% Who Voted		53.53%						
% By Party			5.87%	18.45%	1.67%	74.01%		



VOTE SUMMARY BY CONSTITUENCY POLLING DIVISION: MEADOW LAKE

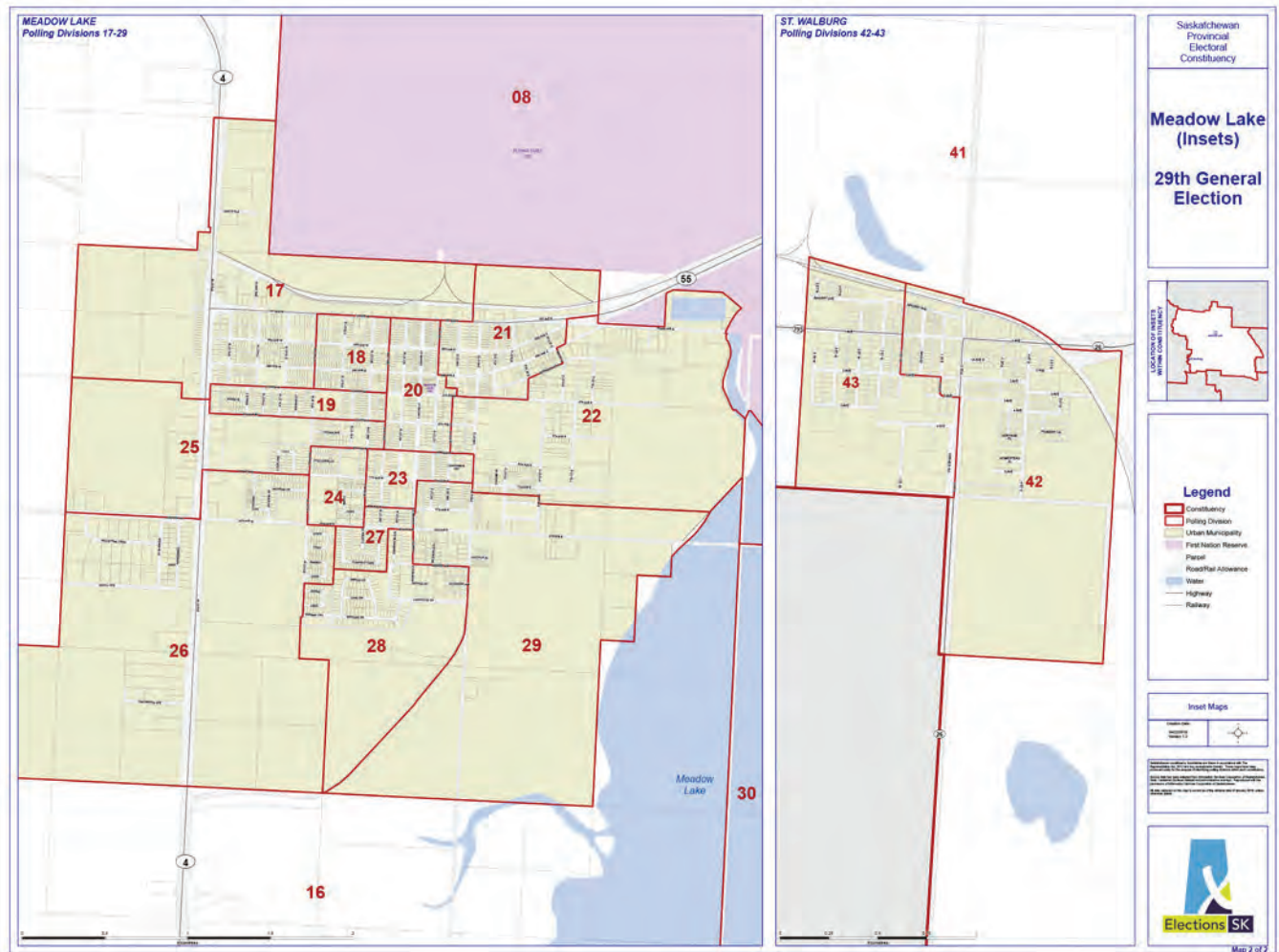


Meadow Lake - Polling Location			Votes Cast For			Ballots	
Poll	Poll Name	Registered Voters	Harmonie King NDP	Carol Vandale SGP	Jeremy Harrison SP	Rejected Ballots	Votes For Cands
1	RESULTS, INCLUDING REGISTERED VOTERS, COMBINED WITH POLL 2						
2	1/2 Pierceland Community Hall / Central School	609	3	3	38	0	44
3	Goodsoil Recreation Hall	304	7	1	74	0	82
4	Goodsoil Recreation Hall	340	6	2	61	2	69
5	Dorintosh Senior Centre	347	29	6	128	1	163
6	Waweyekisik School (Gym)	398	156	6	11	0	173
7	Jonas Samson Junior High School (Gymnasium)	321	20	0	42	0	62
8 A/B	Flying Dust Community Gym	542	85	5	18	1	108
9	Meadow Lake Alliance Church	359	18	0	77	1	95
10	Rapid View Recreational Centre	324	11	4	129	1	144
11	Loon Lake Legion	291	5	3	51	0	59
12 A/B	Simon & Alma Kytwayhat Community Centre	663	126	1	7	0	134
13	Loon Lake Senior's	200	7	0	37	0	44
14	Makwa Community Hall	258	14	2	108	0	124
15	Jonas Samson Junior High School (Gymnasium)	274	9	3	65	0	77
16	Jonas Samson Junior High School (Gymnasium)	238	16	4	37	0	57
17	Holy Trinity Anglican/Good Shepherd Lutheran Church	349	23	0	43	0	66
18	Senior Citizens Activity Centre	323	19	0	36	0	55
19	Senior Citizens Activity Centre	293	23	1	37	0	61
20	Holy Trinity Anglican / Good Shepherd Lutheran Church	365	20	2	31	0	53
21	Gateway Middle School	306	15	1	25	0	41
22	Gateway Middle School	311	9	0	28	0	37
23	Gateway Middle School	267	13	2	19	0	34
24	Carpenter High School	245	12	2	17	0	31
25	Meadow Lake Alliance Church	238	10	0	27	0	37
26	Meadow Lake Alliance Church	346	33	3	47	0	83
27	Carpenter High School	293	20	0	35	0	55
28	Carpenter High School	327	19	2	78	0	99
29	Carpenter High School	282	20	0	26	0	46
30	Meadow Lake Alliance Church	265	9	0	48	0	57
31 A/B	Pelican Lake First Nation High School	536	109	3	4	0	116

Continued on next page



MEADOW LAKE (CONTINUED)

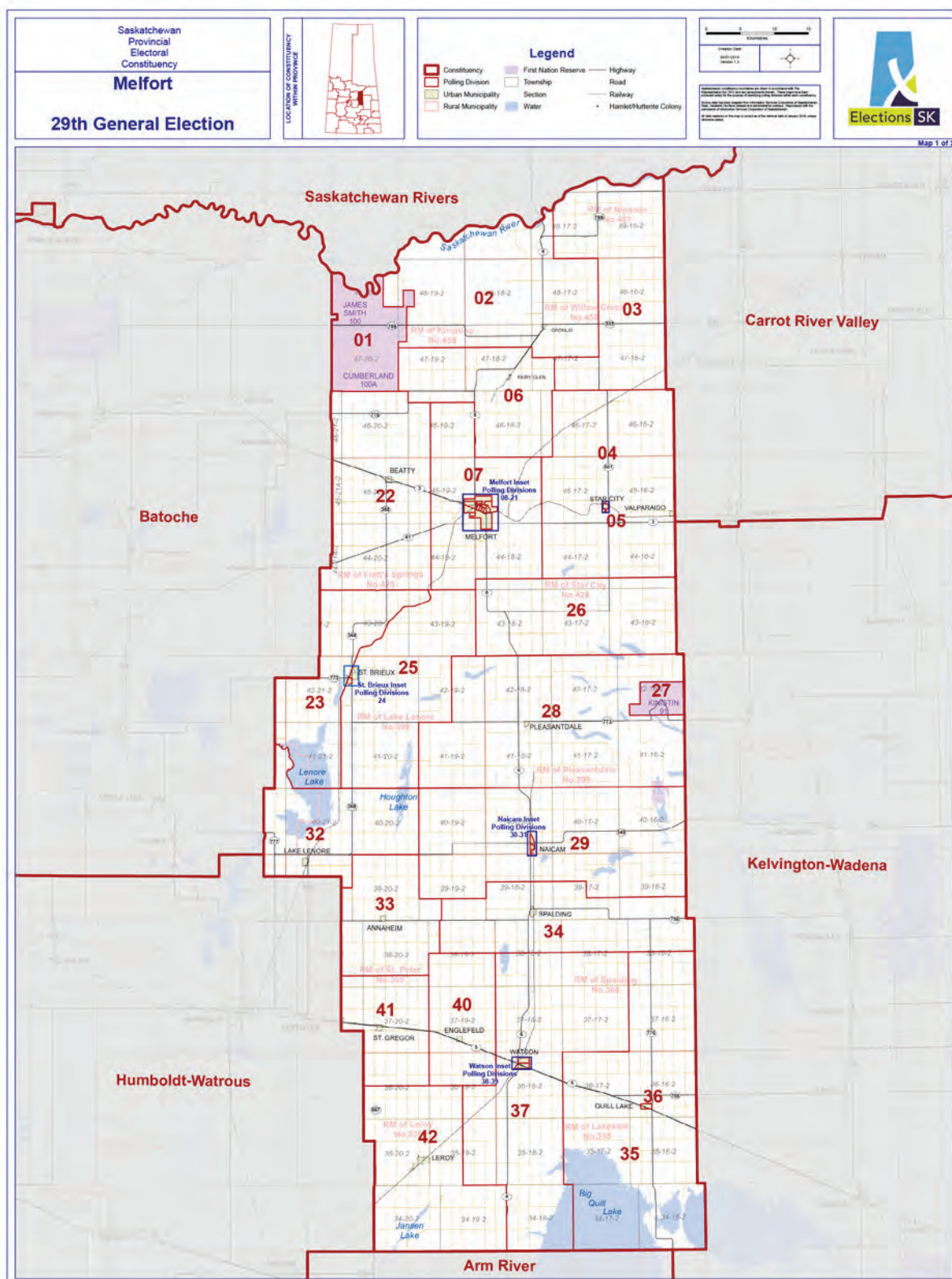


Meadow Lake - Polling Location			Votes Cast For			Ballots	
Poll	Poll Name	Registered Voters	Harmonie King NDP	Carol Vandale SGP	Jeremy Harrison SP	Rejected Ballots	Votes For Cands
32	Chitek Lake Community Hall	146	5	3	62	0	70
33	Big River Legion	140	8	2	59	1	69
34	Leoville Hall	242	4	2	53	0	59
35	Leoville Hall	233	6	0	36	0	42
36	Kisikohk School	296	80	1	6	0	87
37	Royal Canadian Legion	252	7	3	114	1	124
38	Glaslyn Central School	153	9	9	60	0	78
39	Livelong and District Recreation Centre	311	26	3	119	0	148
40	Moose Head Hall	426	21	6	138	0	165
41	RESULTS, INCLUDING REGISTERED VOTERS, COMBINED WITH POLL 42						
42	41/42 St. Walburg Elks Hall	557	4	5	118	0	127
43	St. Walburg Elks Hall	226	1	0	30	0	31
44	Turtleford Community Centre	111	4	2	33	0	39
45	Chief James Okanee Memorial Centre	411	62	3	25	2	90
A001	Senior Citizens Activity Centre	-	136	13	506	1	655
A002	Senior Citizens Activity Centre	-	152	16	509	0	677
A003	Loon Lake Legion	-	32	2	192	1	226
A004	Silver Threads Seniors Club	-	15	8	223	0	246
A005	St. Walburg Parish Center	-	54	10	426	1	490
A006	Leoville Hall	-	31	10	222	1	263
PCF	Personal Care Facilities	91	13	4	33	0	50
ABS	Absentee	-	8	2	50	1	60
VBM	Vote By Mail	-	69	7	135	9	211
HRT	Hospital, Remand and Temporarily Displaced	-	14	4	7	1	25
	Totals	13,809	1,627	171	4,540	25	6,338

	Candidate Elected - Jeremy Harrison					
	Plurality	2,913				
	% Who Voted	46.08%				
	% By Party		25.67%	2.70%	71.63%	



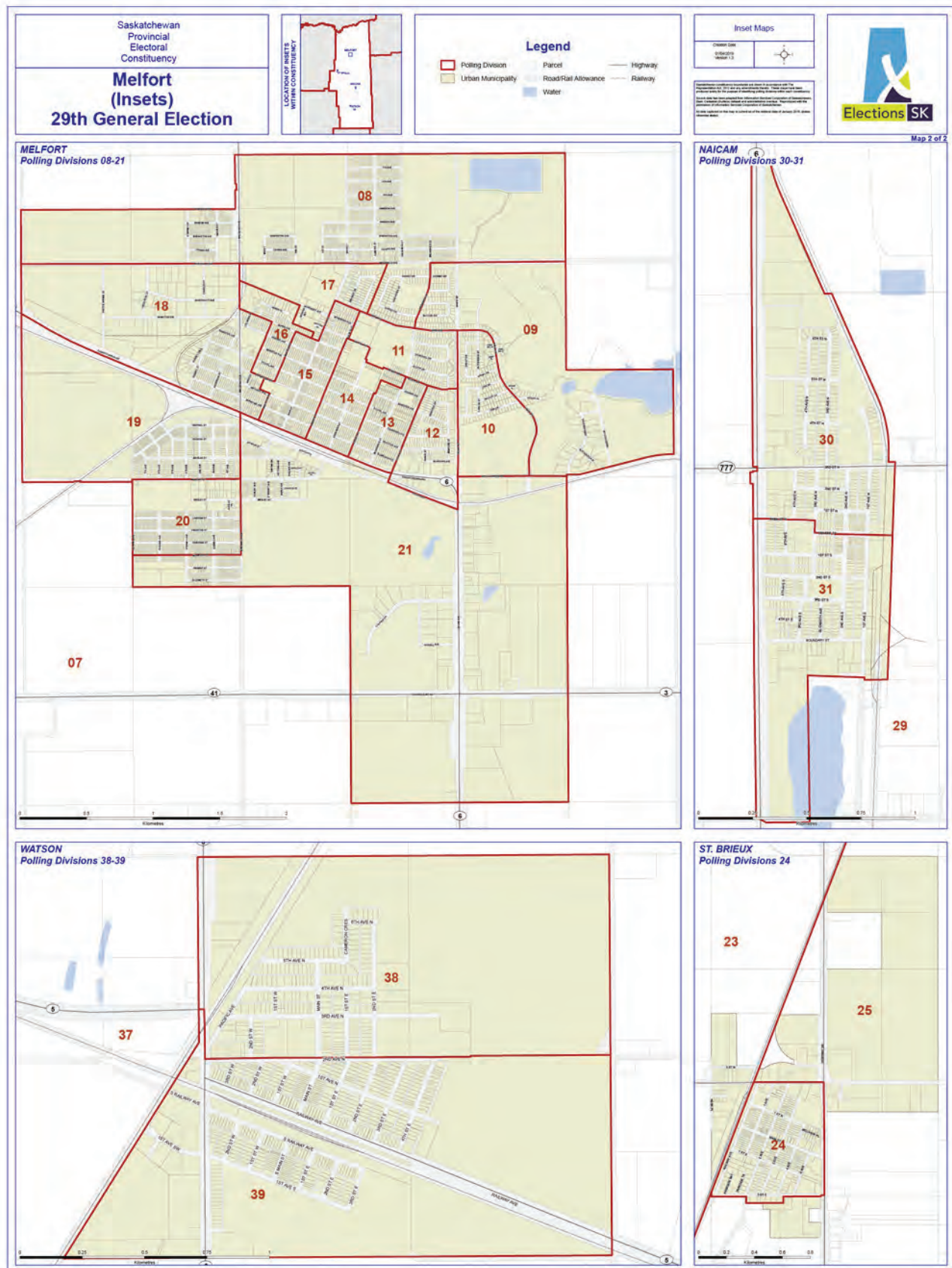
VOTE SUMMARY BY CONSTITUENCY POLLING DIVISION: Melfort



Melfort - Polling Location			Votes Cast For				Ballots	
Poll	Poll Name	Registered Voters	David Waldner BP	Lorne Schroeder NDP	Matthew Diakuw SGP	Todd Goudy SP	Rejected Ballots	Votes For Cands
1	James Smith First Nation Band Office (Lobby)	684	2	77	2	10	0	91
2	Gronlid Central School (Gym)	248	13	14	0	74	0	101
3	Gronlid Community Hall	201	9	8	4	94	0	115
4	Star City Elks Community Centre	357	4	12	3	131	1	150
5	Star City Elks Community Centre	306	15	21	4	101	0	141
6	Gronlid Central School (Gym)	244	6	8	1	49	0	64
7	Kerry Vickar Centre	328	2	6	2	71	0	81
8	All Saints Anglican Church	344	4	13	1	58	0	76
9	Melfort & Unit Comprehensive Collegiate (Gym 1)	267	3	10	0	45	0	58
10	Melfort & Unit Comprehensive Collegiate (Gym 1)	306	2	12	1	60	0	75
11	Melfort & Unit Comprehensive Collegiate (Gym 1)	343	1	6	0	43	0	50
12	Brunswick School	289	4	6	1	43	0	54
13	Brunswick School	272	0	15	2	45	0	62
14	Kerry Vickar Centre	339	2	10	1	47	0	60
15	Reynolds Central School	344	2	9	0	35	0	46
16	Melfort Seniors' Place	322	0	5	0	47	0	52
17	Reynolds Central School	327	1	5	1	30	0	37
18	Kerry Vickar Centre	343	7	14	1	39	0	61
19	Maude Burke Community School	244	6	6	2	32	0	46
20	Maude Burke Community School	308	6	6	0	38	0	50
21	Kerry Vickar Centre	316	3	7	0	50	0	60
22	Beatty Community Centre	278	5	8	0	115	0	128
23	St. Brieux School (Gym)	237	11	9	1	104	0	125
24	St. Brieux School (Gym)	314	10	11	0	172	0	193
25	St. Brieux School (Gym)	245	6	8	0	123	0	137
26	Silver Park Community Hall	210	7	8	0	53	0	68
27	Kinistin Saulteaux First Nation Band Hall	187	1	56	2	11	0	70
28	Pleasantdale Community Hall	338	9	20	2	118	1	149
29	Naicam School (Gym)	232	8	2	1	49	0	60
30	Naicam School (Gym)	285	3	8	0	44	0	55
31	Naicam School (Gym)	211	0	3	1	25	0	29
32	Lake Lenore Community Hall	325	23	16	4	138	0	181
33	Annaheim New Horizons	318	7	22	4	138	0	171

Continued on next page



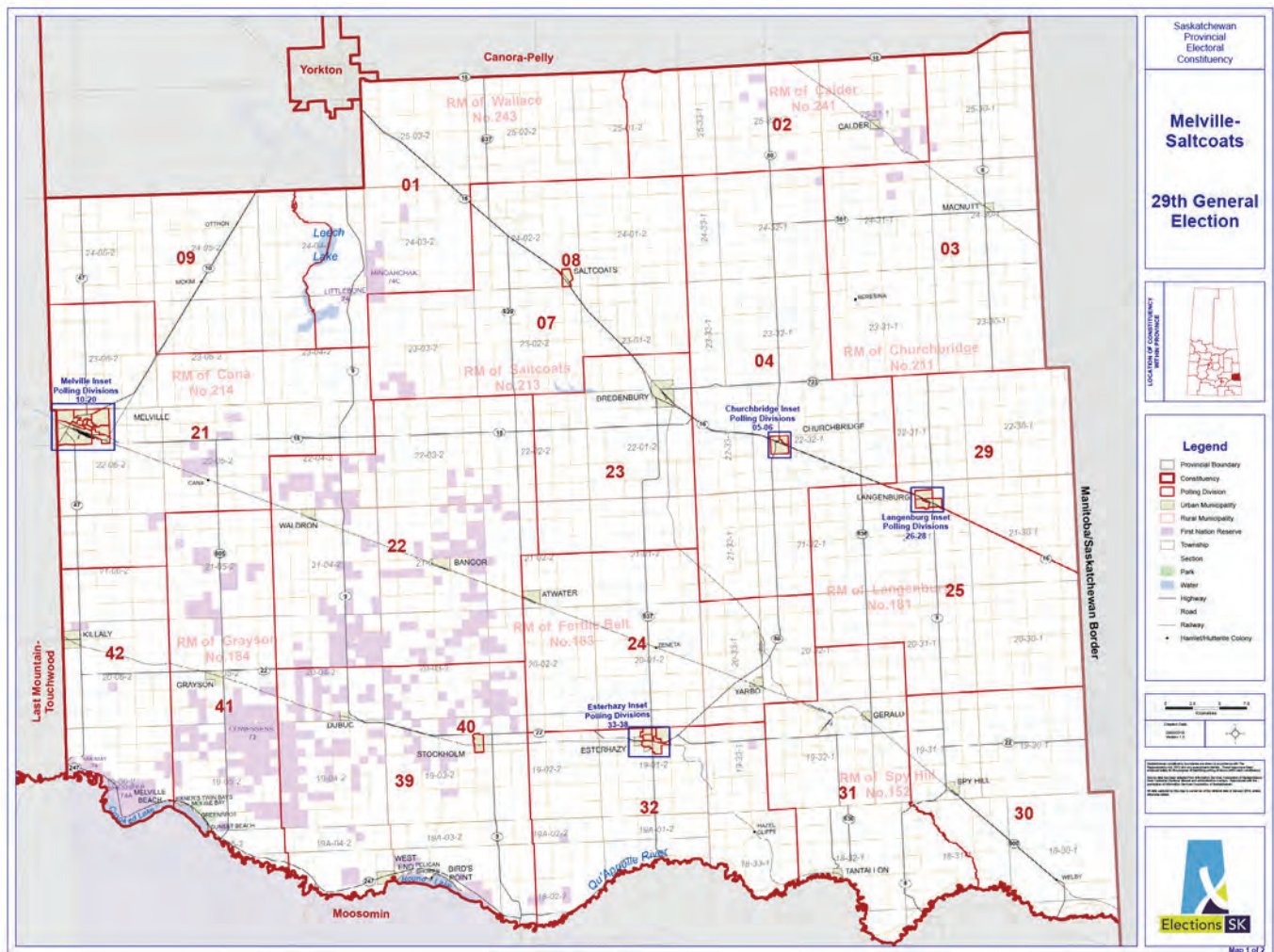


Melfort - Polling Location			Votes Cast For				Ballots	
Poll	Poll Name	Registered Voters	David Waldner BP	Lorne Schroeder NDP	Matthew Diakuw SGP	Todd Goudy SP	Rejected Ballots	Votes For Cands
34	Spalding New Horizons Seniors' Centre	315	14	18	1	97	0	130
35	Quill Lake School (Gym)	226	10	7	2	55	0	74
36	Quill Lake School (Gym)	285	11	16	4	115	0	146
37	Watson School (Gym)	236	5	11	0	21	0	37
38	Watson School (Gym)	240	0	6	2	28	0	36
39	Watson School (Gym)	262	0	9	1	39	0	49
40	Englefeld New Horizons	297	10	16	3	127	1	156
41	St. Gregor Community Hall	166	9	3	3	89	0	104
42	Leroy Senior Citizens Centre	395	10	33	2	131	0	176
A001	Kerry Vickar Centre	-	29	131	11	836	1	1,007
A002	Kerry Vickar Centre	-	36	120	9	741	5	906
A003	Naicam & District Senior Citizens Centre	-	14	51	6	328	1	399
A004	Watson New Horizons	-	28	73	6	359	0	466
A005	James Smith First Nation Band Office (Lobby)	-	0	53	2	11	0	66
PCF	Personal Care Facilities/Absentee	160	1	18	3	41	1	63
ABS	RESULTS COMBINED WITH VBM							
VBM	Vote By Mail	-	10	119	6	297	18	432
HRT	Hospital, Remand and Temporarily Displaced	-	0	7	1	3	4	11
	Totals	12,494	369	1,132	103	5,550	33	7,154

	Candidate Elected - Todd Goudy							
	Plurality	4,418						
	% Who Voted	57.52%						
	% By Party		5.16%	15.82%	1.44%	77.58%		



VOTE SUMMARY BY CONSTITUENCY POLLING DIVISION: MELVILLE-SALTCOATS

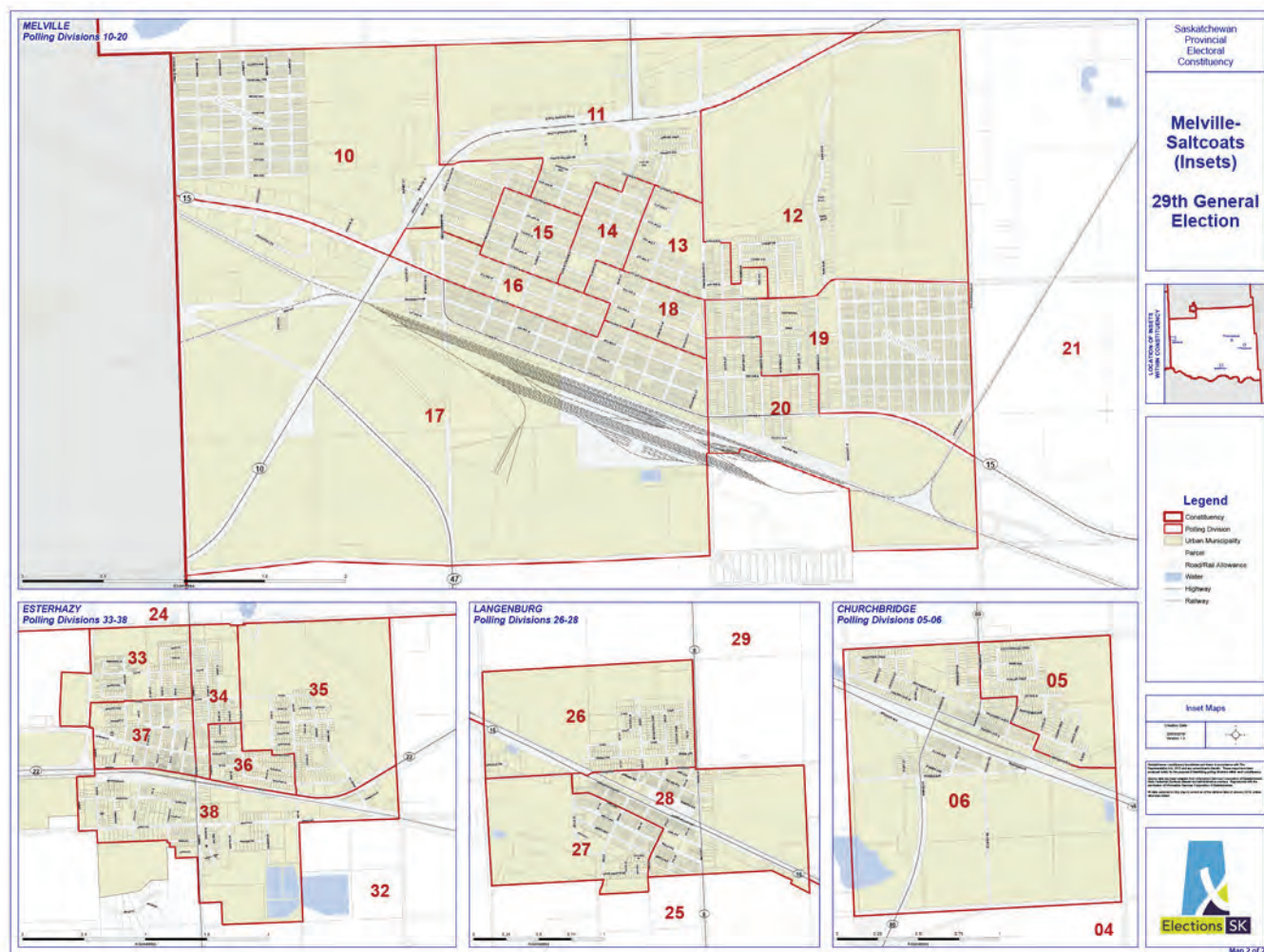


Melville-Saltcoats - Polling Location			Votes Cast For				Ballots	
Poll	Poll Name	Registered Voters	Bonnie Galenzoski NDP	Trever Ratti PC	Jack Powless SGP	Warren Kaeding SP	Rejected Ballots	Votes For Cands
1	Wroxton & District Recreation Centre	408	6	4	0	35	0	45
2	MacNutt Community Centre	144	3	4	2	41	0	50
3	MacNutt Community Centre	245	10	1	0	94	0	105
4	Churchbridge Community Centre	284	13	5	0	125	0	143
5	Churchbridge Community Centre	299	27	6	5	103	1	141
6	Churchbridge Community Centre	355	27	11	3	135	1	176
7	Saltcoats School (Gym)	311	2	8	0	69	0	79
8	Saltcoats School (Gym)	337	20	2	2	56	0	80
9	Yorkdale Central School (Multipurpose Room)	292	14	2	4	49	0	69
10	Melville Community Works (Gym)	230	12	2	3	38	0	55
11	Melville Community Works (Gym)	317	8	2	2	41	1	53
12	Melville Community Works (Gym)	328	14	2	0	40	0	56
13	Melville Community Works (Large Meeting Room)	334	15	0	1	26	0	42
14	Melville Community Works (Large Meeting Room)	284	10	2	1	35	0	48
15	Melville Community Works (3rd Dimension Room)	327	19	3	1	37	0	60
16	Melville Senior Citizen Centre Inc.	334	25	9	5	33	0	72
17	Melville Senior Citizen Centre Inc.	385	16	5	2	55	0	78
18	Melville Community Works (Meeting Room North)	350	22	2	0	43	1	67
19	Melville Comprehensive School (Gym - Gym Entrance)	301	20	5	1	33	0	59
20	Melville Comprehensive School (Gym - Gym Entrance)	274	19	2	3	27	0	51
21	Melville Comprehensive School (Gym - Gym Entrance)	385	19	2	0	48	0	69
22	Ethnic Centre	207	7	3	0	45	0	55
23	Bredenbury Busy Bees	372	10	10	2	138	0	160
24	S.N. Boreen Community Centre Media Room	326	14	7	2	65	0	88
25	Langenburg Community Centre (Hall 1)	205	2	3	4	55	0	64
26	Langenburg Community Centre (Hall 1)	348	10	3	3	103	0	119
27	Langenburg Community Centre (Hall 1)	214	4	1	3	42	0	50
28	Langenburg Community Centre (Hall 1)	280	17	2	0	49	0	68
29	Langenburg Community Centre (Hall 2)	179	6	0	0	53	0	59
30	Spy Hill Fire Hall	272	9	5	5	123	0	142

Continued on next page



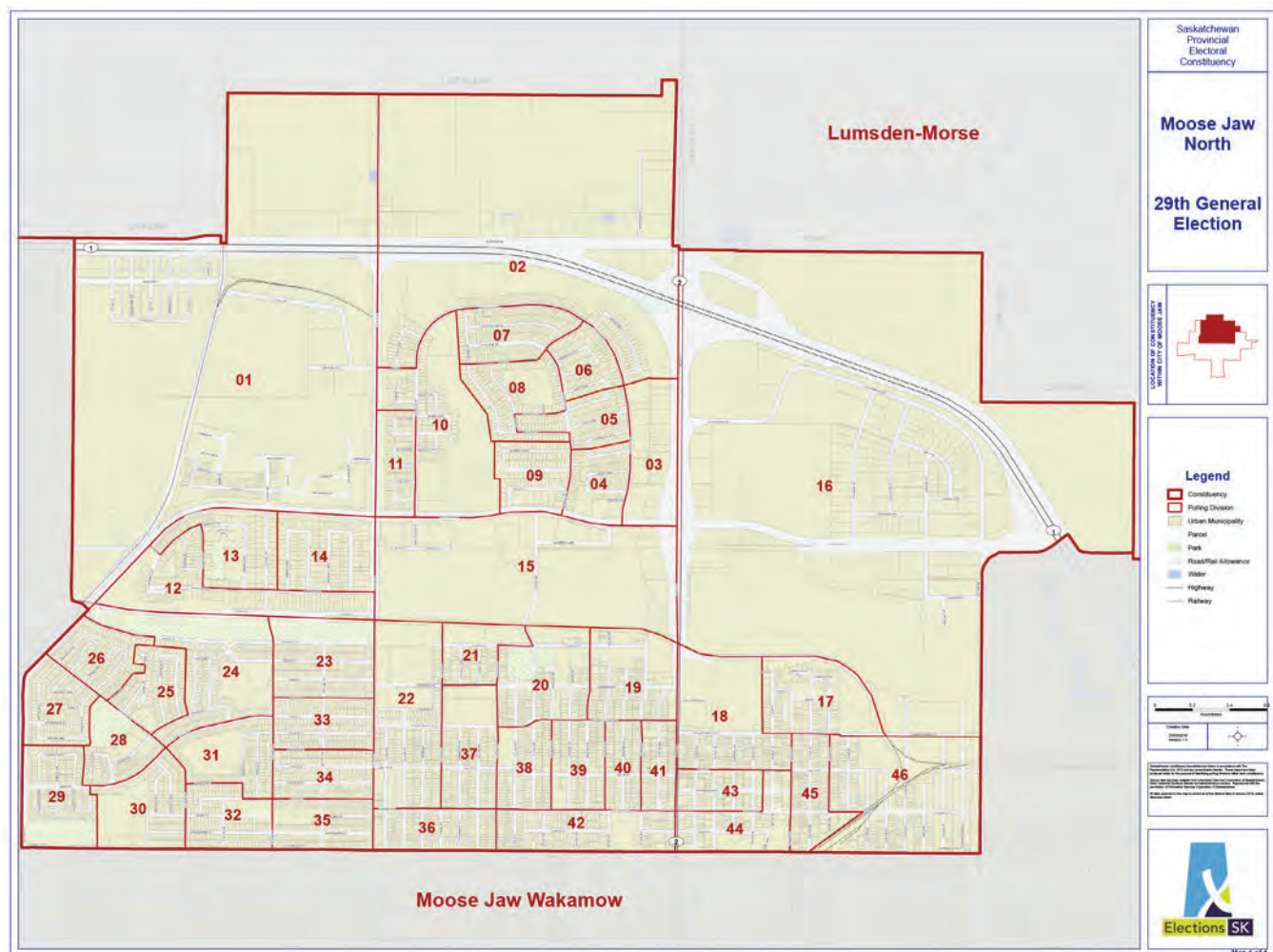
MELVILLE-SALTCOATS (CONTINUED)



Melville-Saltcoats - Polling Location			Votes Cast For				Ballots	
Poll	Poll Name	Registered Voters	Bonnie Galenzoski NDP	Trever Ratti PC	Jack Powless SGP	Warren Kaeding SP	Rejected Ballots	Votes For Cands
31	Spy Hill Fire Hall	265	5	5	1	64	0	75
32	S.N. Boreen Community Centre	262	9	6	0	57	0	72
33	S.N. Boreen Community Centre	322	18	9	2	50	0	79
34	S.N. Boreen Community Centre	267	6	7	2	56	0	71
35	S.N. Boreen Community Centre	286	16	1	2	56	1	75
36	S.N. Boreen Community Centre	293	16	6	1	43	1	66
37	Esterhazy Golden Jets	328	19	8	1	50	0	78
38	Esterhazy Golden Jets	282	12	1	1	41	1	55
39	Macdonald School (Gym)	362	22	4	3	120	0	149
40	Macdonald School (Gym)	271	23	6	7	117	0	153
41	Grayson Senior Citizens Centre	380	19	12	4	149	0	184
42 A/B	Grayson Senior Citizens Centre	184	8	1	0	30	0	39
A001	Langenburg RM 181 Auditorium	-	44	8	2	389	0	443
A002	Melville Community Works	-	160	36	6	564	1	766
A003	Melville Community Works	-	160	21	20	461	0	662
A004	S.N. Boreen Community Centre	-	120	39	12	566	1	737
A005	Saltcoats and District Community Hall	-	57	20	6	321	1	404
PCF	Personal Care Facilities	285	27	14	6	53	1	100
ABS	Absentee	-	1	2	0	20	0	23
VBM	Vote By Mail, Extraordinary Voting	-	105	4	7	345	17	461
X-VOTE	RESULTS COMBINED WITH VBM							
HRT	Hospital, Remand and Temporarily Displaced	-	1	1	0	6	1	8
Totals		12,714	1,248	324	137	5,394	29	7,103

Candidate Elected - Warren Kaeding							
Plurality	4,146						
% Who Voted	56.10%						
% By Party		17.57%	4.56%	1.93%	75.94%		

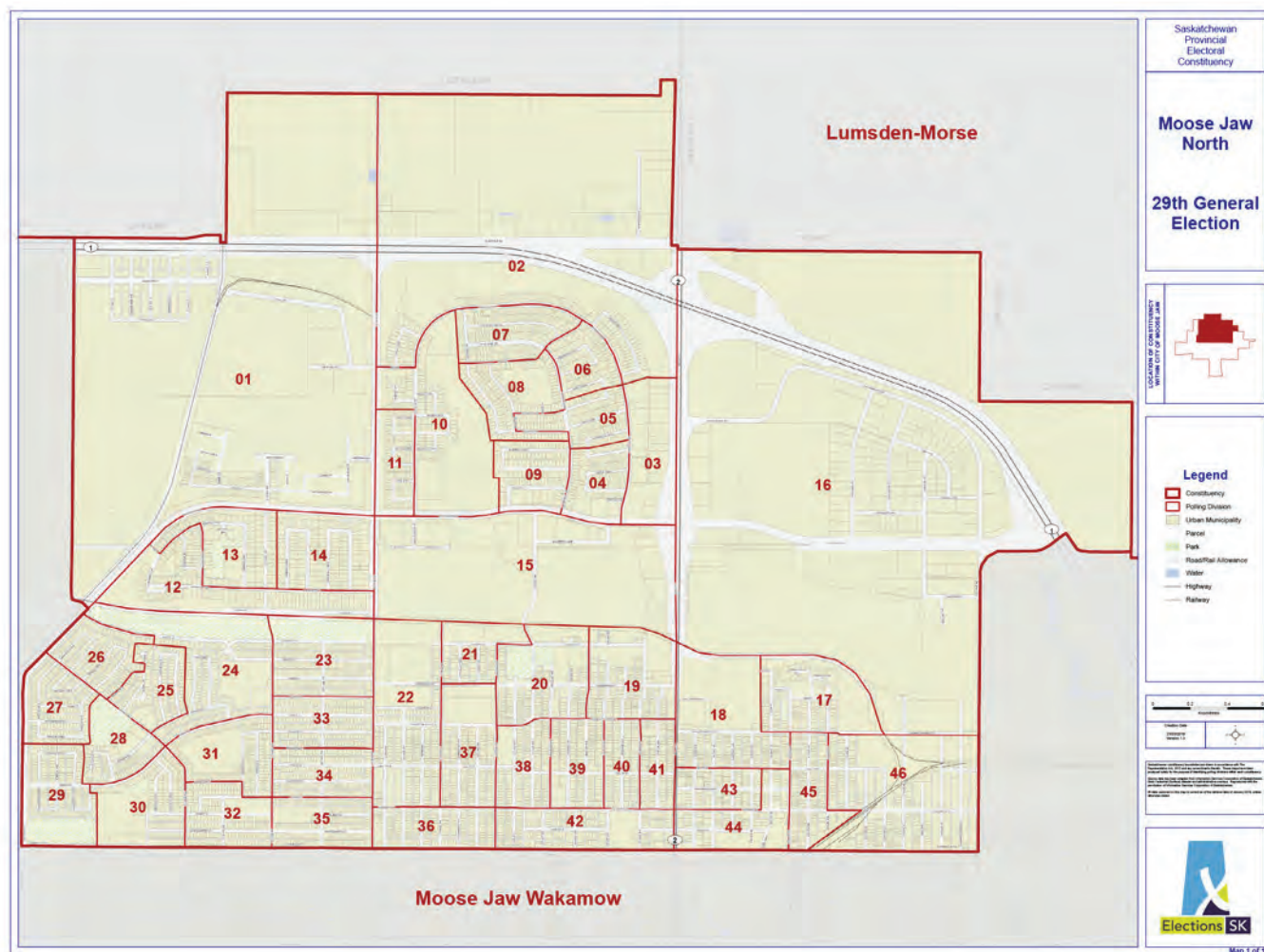
VOTE SUMMARY BY CONSTITUENCY POLLING DIVISION: MOOSE JAW NORTH



Moose Jaw North - Polling Location			Votes Cast For			Ballots	
Poll	Poll Name	Registered Voters	Kyle Lichtenwald	North Hunter	Tim McLeod	Rejected Ballots	Votes For Cands
			NDP	SGP	SP		
1	Sunningdale School	376	45	0	83	0	128
2	Heritage Inn (Jubilee A, Back Door)	309	14	1	65	0	80
3	Heritage Inn (Jubilee A, Back Door)	296	13	1	18	0	32
4	Heritage Inn (Jubilee A, Back Door)	250	18	3	37	0	58
5	Heritage Inn (Jubilee B & C)	252	10	0	22	0	32
6	Heritage Inn (Jubilee B & C)	210	10	5	38	0	53
7	Heritage Inn (Jubilee B & C)	363	21	0	72	1	93
8	Sunningdale Community Church	276	20	2	41	0	63
9	Sunningdale Community Church	274	16	0	43	0	59
10	Sunningdale School	248	22	0	49	0	71
11	Sunningdale School	217	29	4	45	0	78
12	Moose Jaw Alliance Church (Foyer)	235	7	0	35	0	42
13	Moose Jaw Alliance Church (Foyer)	233	16	2	43	0	61
14	Moose Jaw Alliance Church (Sanctuary)	291	11	0	47	0	58
15	Hillcrest Apostolic Church	274	13	0	23	0	36
16	Hillcrest Apostolic Church	191	11	0	19	0	30
17	Moose Jaw Wildlife Federation	279	25	5	37	0	67
18	Moose Jaw Wildlife Federation	263	29	1	43	1	73
19	Vanier Collegiate	239	32	0	29	0	61
20	Vanier Collegiate	247	36	4	38	0	78
21	Vanier Collegiate	192	26	1	20	0	47
22	Minto United Church Sanctuary	322	27	2	45	0	74
23	Moose Jaw Alliance Church (Sanctuary)	322	19	2	51	0	72
24	Lindale School	325	33	1	60	0	94
25	Lindale School	334	25	3	66	0	94
26	École Palliser Heights School	280	23	1	49	0	73
27	École Palliser Heights School	305	25	1	55	0	81
28	École Palliser Heights School	244	19	2	36	0	57
29	St. Michael's School	287	17	3	42	0	62
30	St. Michael's School	238	16	6	44	0	66
31	École Palliser Heights School	265	40	2	45	0	87
32	New Life Center	296	27	2	30	0	59
33	Minto United Church Auditorium	285	31	1	22	0	54
34	Minto United Church Auditorium	322	23	1	43	0	67
35	New Life Center	268	24	1	51	0	76

Continued on next page



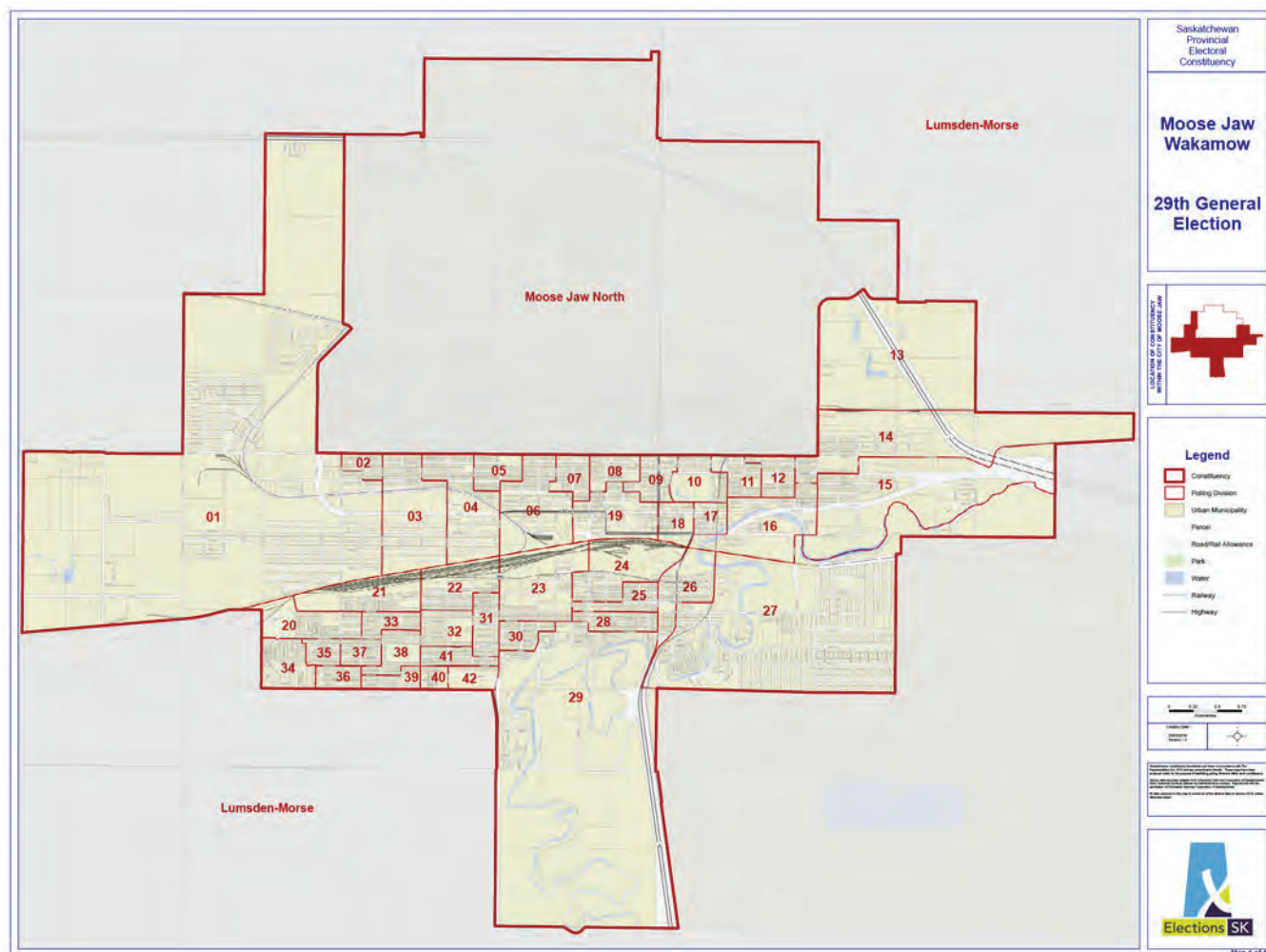


Moose Jaw North - Polling Location			Votes Cast For			Ballots	
Poll	Poll Name	Registered Voters	Kyle Lichtenwald	North Hunter	Tim McLeod	Rejected Ballots	Votes For Cands
			NDP	SGP	SP		
36	Central Collegiate	281	18	1	32	0	51
37	King George School	287	20	2	28	1	50
38	King George School	288	36	1	42	0	79
39	Central Collegiate	328	34	5	41	0	80
40	Central Collegiate	245	30	4	41	0	75
41	A.E. Peacock Collegiate (Gym)	229	23	3	30	0	56
42	Central Collegiate	323	25	2	41	0	68
43	A.E. Peacock Collegiate (Gym)	249	29	2	42	0	73
44	A.E. Peacock Collegiate (Gym)	252	27	5	39	2	71
45	A.E. Peacock Collegiate (Gym)	247	30	2	36	0	68
46	A.E. Peacock Collegiate (Cafeteria)	301	19	0	33	1	52
A001	Minto United Church	-	304	18	699	2	1,021
A002	Minto United Church	-	251	13	564	5	828
A003	Heritage Inn (Jubilee A)	-	228	18	558	1	804
A004	Heritage Inn (Jubilee A)	-	234	13	531	1	778
PCF	Personal Care Facilities	196	22	6	36	2	64
ABS	Absentee	-	13	0	21	1	34
VBM	Vote By Mail	-	410	6	432	29	848
HRT	Hospital, Remand and Temporarily Displaced	-	6	1	1	3	8
Totals		12,834	2,532	159	4,733	50	7,424

	Candidate Elected - Tim McLeod						
	Plurality	2,201					
	% Who Voted	58.24%					
	% By Party		34.11%	2.14%	63.75%		



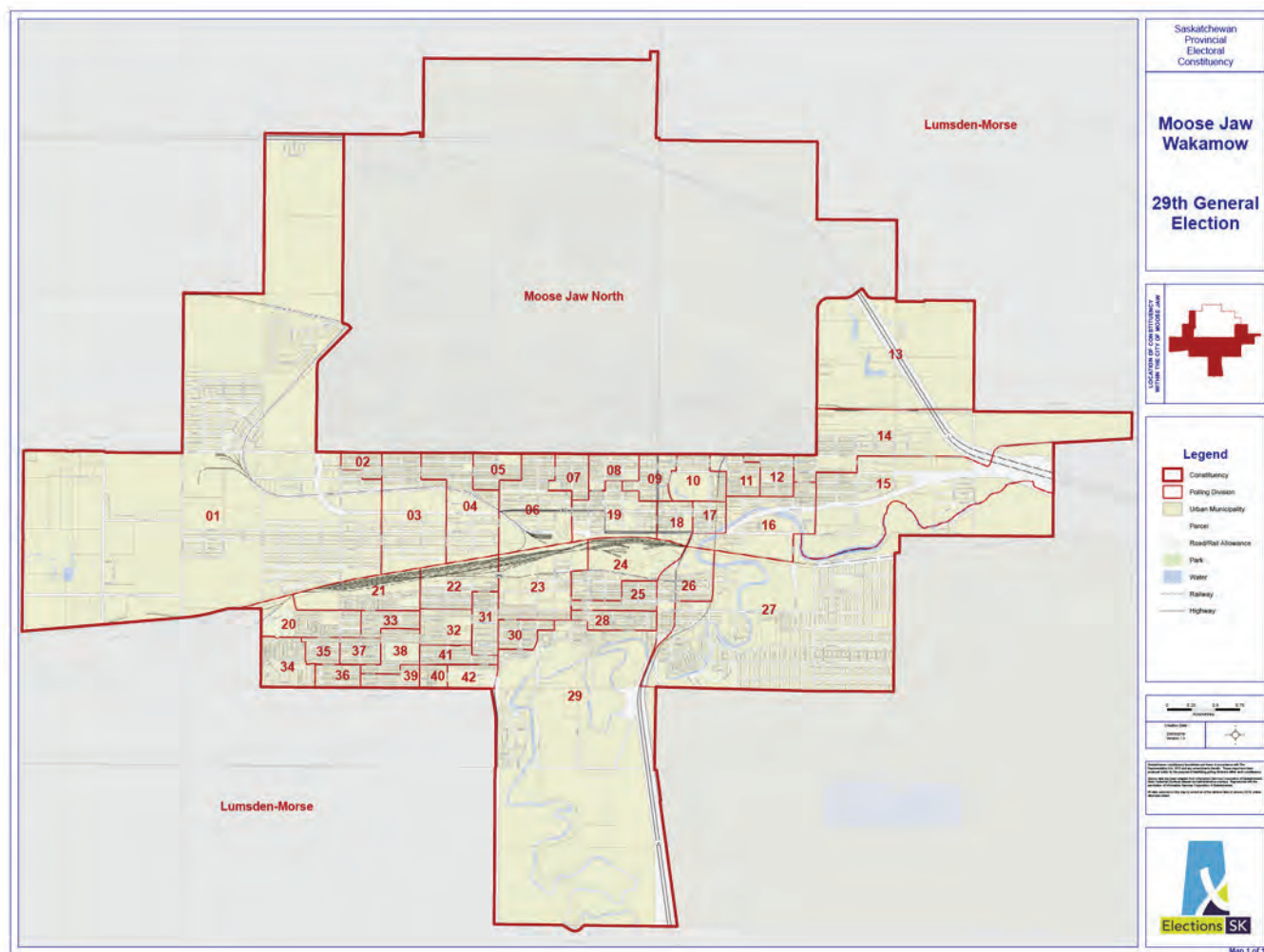
VOTE SUMMARY BY CONSTITUENCY POLLING DIVISION: MOOSE JAW WAKAMOW



Moose Jaw Wakamow - Polling Location			Votes Cast For				Ballots	
Poll	Poll Name	Registered Voters	Melissa Patterson NDP	Darcy Jensen PC	Abby Firlotte SGP	Greg Lawrence SP	Rejected Ballots	Votes For Cands
1	William Grayson School	235	18	3	0	46	2	67
2	William Grayson School	231	24	1	1	35	0	61
3	École Ducharme	320	34	1	1	49	0	85
4	Army Navy & Air Force Veterans	333	26	3	2	25	0	56
5	Royal Canadian Legion	325	30	2	1	45	0	78
6	Royal Canadian Legion	330	38	4	0	38	0	80
7	Timothy Eaton Gardens (XYZ Auditorium)	325	22	3	2	32	1	59
8	Timothy Eaton Gardens (XYZ Auditorium)	322	19	4	3	22	0	48
9	Temple Gardens Hotel & Spa (2nd Floor)	284	10	2	2	16	1	30
10	Temple Gardens Hotel & Spa (2nd Floor)	315	18	0	2	20	1	40
11	École St. Margaret	292	45	3	0	28	0	76
12	École St. Margaret	252	15	3	1	29	1	48
13	Prairie Oasis Tourist Complex (Room 44)	413	39	5	4	98	1	146
14	Prince Arthur Community School	325	44	4	4	41	0	93
15	Prince Arthur Community School	343	24	3	1	47	1	75
16	Cosmo Senior Citizen's Centre	256	22	5	2	33	0	62
17	Cosmo Senior Citizen's Centre	361	39	7	3	29	2	78
18	Temple Gardens Hotel & Spa (Main Floor)	282	19	2	0	30	0	51
19	Temple Gardens Hotel & Spa (Main Floor)	334	16	2	0	26	0	44
20	Sacred Heart School	356	19	7	4	54	2	84
21	Fraternal Order of Eagles Hall	277	26	1	0	27	0	54
22	Fraternal Order of Eagles Hall	294	20	2	3	35	0	60
23	Empire School	259	18	3	3	39	0	63
24	St. Aidan's Anglican Church Parish Hall	265	24	3	0	26	0	53
25	Cornerstone Christian School	318	28	7	3	43	0	81
26	Cosmo Senior Citizen's Centre	350	39	7	0	41	0	87
27	Sportsman's Centre (Event Hall)	254	34	4	1	39	1	78
28	Cornerstone Christian School	317	29	1	2	36	0	68
29	Cornerstone Christian School	289	14	3	4	23	0	44
30	Cornerstone Christian School	289	27	3	3	18	1	51
31	Empire School	328	26	0	2	20	0	48

Continued on next page



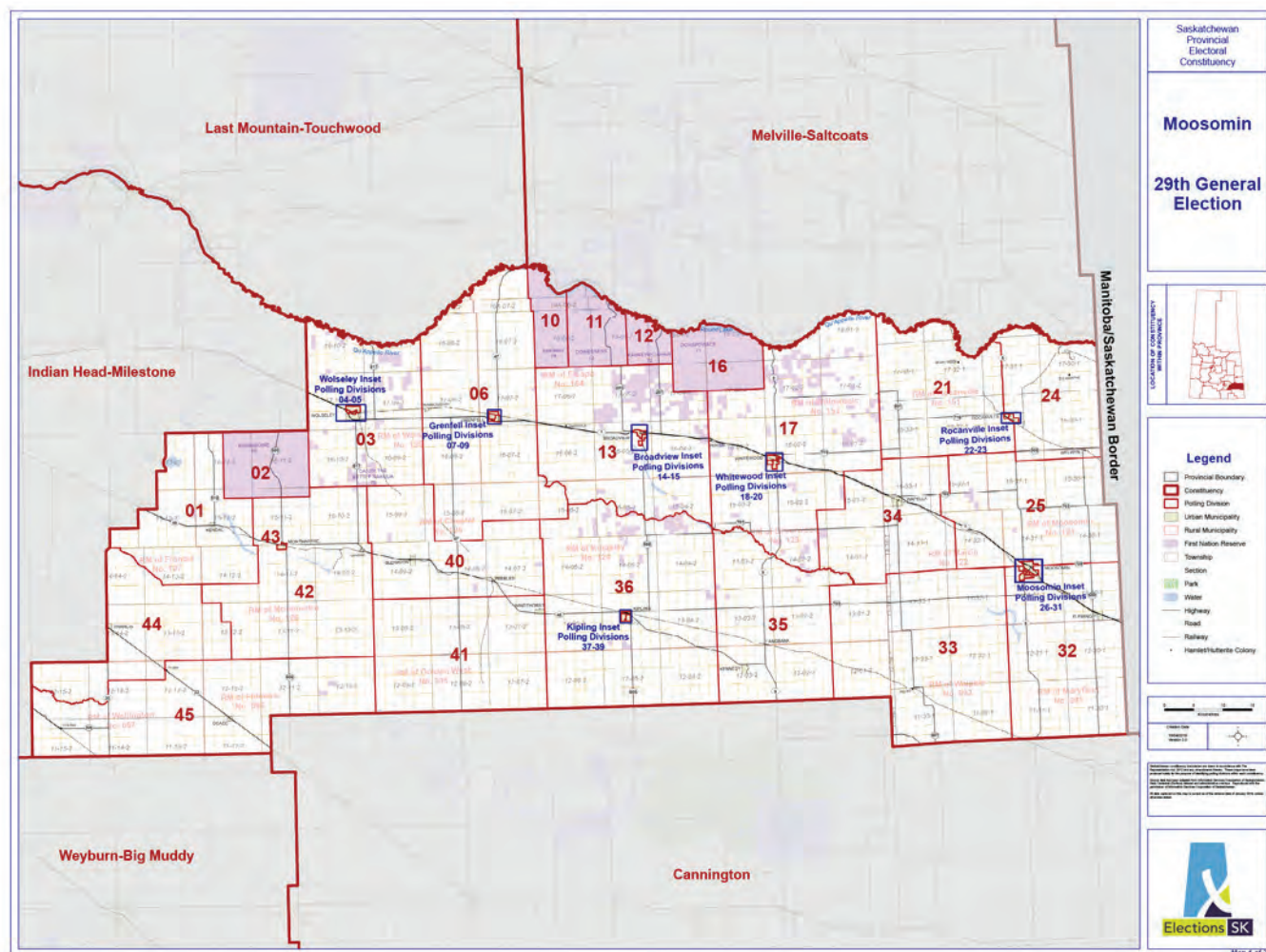


Moose Jaw Wakamow - Polling Location			Votes Cast For				Ballots	
Poll	Poll Name	Registered Voters	Melissa Patterson NDP	Darcy Jensen PC	Abby Firlotte SGP	Greg Lawrence SP	Rejected Ballots	Votes For Cands
32	Empire School	290	22	2	0	39	0	63
33	Riverview Collegiate	315	25	2	0	44	0	71
34	Sacred Heart School	310	30	5	1	60	0	96
35	Westmount School	233	12	1	1	24	0	38
36	Westmount School	266	23	0	1	37	0	61
37	Westmount School	293	30	4	3	32	0	69
38	Riverview Collegiate	284	25	2	0	32	0	59
39	Westmount School	302	37	2	1	35	0	75
40	Church of Our Lady (Parish Hall)	266	17	1	2	13	0	33
41	Riverview Collegiate	304	29	1	0	29	0	59
42	Church of Our Lady (Parish Hall)	286	10	0	0	17	1	27
A001	Church of Our Lady (Parish Hall)	-	371	23	15	526	0	935
A002	Church of Our Lady (Parish Hall)	-	308	18	14	387	0	727
A003	Timothy Eaton Gardens (XYZ Auditorium)	-	239	24	16	331	0	610
A004	Timothy Eaton Gardens (XYZ Auditorium)	-	247	30	22	373	2	672
PCF	Personal Care Facilities	295	44	12	8	60	3	124
ABS	Absentee	-	33	0	0	8	0	41
VBM	Vote By Mail	-	332	14	4	323	25	673
HRT	Hospital, Remand and Temporarily Displaced	-	4	0	0	6	1	10
	Totals	12,918	2,644	239	142	3,466	46	6,491

	Candidate Elected - Greg Lawrence							
	Plurality	822						
	% Who Voted	50.60%						
	% By Party		40.73%	3.68%	2.19%	53.40%		



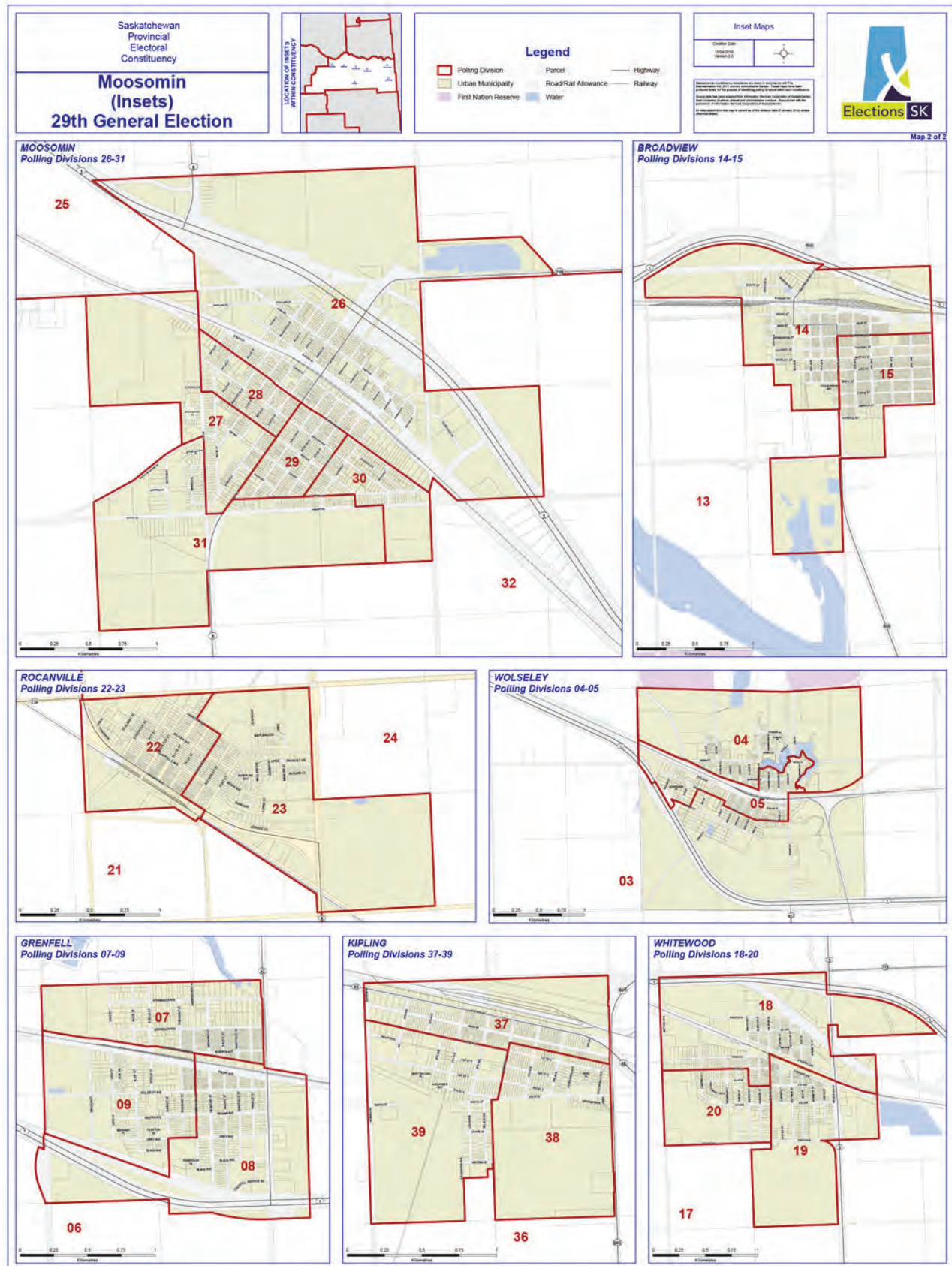
VOTE SUMMARY BY CONSTITUENCY POLLING DIVISION: MOOSOMIN



Moosomin - Polling Location			Votes Cast For				Ballots	
Poll	Poll Name	Registered Voters	Ken Burton NDP	Frank Serfas PC	Marjorie Graham SGP	Steven Bonk SP	Rejected Ballots	Votes For Cands
1	Montmartre School	214	8	2	1	43	0	54
2	Carry the Kettle Community Hall	444	80	0	0	3	0	83
3	Wolseley High School	252	12	7	3	94	0	116
4	Wolseley High School	262	35	7	5	77	0	124
5	Wolseley High School	245	20	7	6	83	0	116
6	Grenfell Community Hall	289	0	1	2	69	0	72
7	Grenfell Community High School	220	12	2	0	37	0	51
8	Grenfell Community High School	239	5	2	2	40	0	49
9	Grenfell Community High School	309	10	0	1	57	0	68
10	Sakimay Community Complex	124	24	1	4	5	0	34
11	Cowessess Band Hall	457	88	3	4	11	0	106
12	Kahkewistahaw Complex	299	61	1	3	5	0	70
13	Broadview & District Community Centre	256	14	3	2	58	0	77
14	Broadview & District Community Centre	207	31	5	4	63	0	103
15	Broadview & District Community Centre	204	27	2	1	57	0	87
16	Broadview Seniors Happy Hours Hall	262	17	0	3	1	0	21
17	Whitewood Seniors Harmony Club	339	13	5	1	74	0	93
18	Whitewood Royal Canadian Legion Hall	222	1	0	1	35	0	37
19	Whitewood Royal Canadian Legion Hall	206	1	1	1	40	0	43
20	Whitewood Royal Canadian Legion Hall	236	13	6	2	34	0	55
21	Rocanville Nutrien Community Hall (Meeting Room)	234	5	6	3	90	1	104
22	Rocanville Nutrien Community Hall	358	23	5	2	130	1	160
23	Rocanville Nutrien Community Hall	323	19	5	1	129	0	154
24	Rocanville Nutrien Community Hall	303	20	8	3	128	0	159
25	Rocanville Nutrien Community Hall	218	0	0	2	41	0	43
26	Moosomin Armoury Hall	270	5	4	0	46	0	55
27	Moosomin Armoury Hall	358	9	6	0	83	1	98
28	Moosomin Conexus Convention Centre	298	6	2	1	75	0	84
29	Moosomin Conexus Convention Centre	349	10	1	1	73	0	85
30	Moosomin Conexus Convention Centre	284	10	1	2	77	0	90

Continued on next page



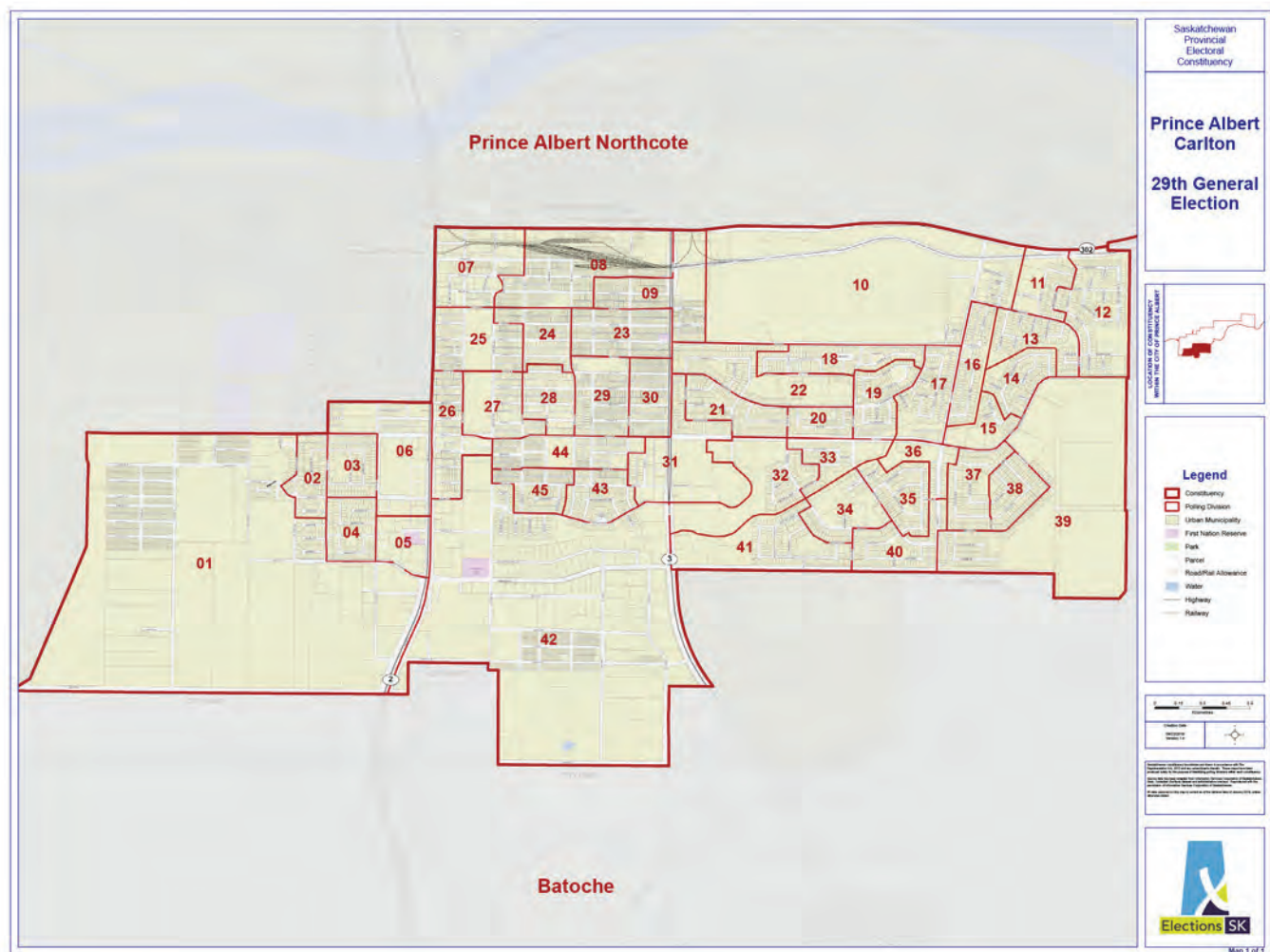


Moosomin - Polling Location			Votes Cast For				Ballots	
Poll	Poll Name	Registered Voters	Ken Burton NDP	Frank Serfas PC	Marjorie Graham SGP	Steven Bonk SP	Rejected Ballots	Votes For Cands
31	Moosomin Conexus Convention Centre	303	8	3	0	58	0	69
32	Fleming Community Hall	336	6	5	3	80	0	94
33	Wapella School	262	2	5	1	45	0	53
34	Wapella School	360	6	12	3	111	1	132
35	Friendship Centre	381	17	10	5	144	0	176
36	Kipling Friendship Centre	368	17	4	1	88	0	110
37	Kipling Town Hall	193	10	2	1	36	0	49
38	Kipling Town Hall	252	14	0	1	69	0	84
39	Kipling Town Hall	265	13	1	0	52	0	66
40	Glenavon Centennial Hall	263	20	4	1	130	2	155
41	Glenavon Centennial Hall	328	7	3	0	87	0	97
42	Montmartre School	224	1	5	1	52	0	59
43	Montmartre School	326	9	0	1	38	0	48
44	Francis Town Hall	266	22	8	2	105	0	137
45	Francis Town Hall	186	6	4	1	73	0	84
A001	Grenfell Community Hall	-	46	19	18	400	0	483
A002	Whitewood Royal Canadian Legion Hall	-	43	9	9	322	0	383
A003	Montmartre Senior Citizens Golden Age Centre	-	54	14	11	342	1	421
A004	Moosomin Conexus Convention Centre	-	94	23	19	806	2	942
A005	Kipling Town Hall	-	75	10	8	340	2	433
PCF	Personal Care Facilities	284	19	9	17	66	2	111
ABS	RESULTS COMBINED WITH VBM							
VBM	Vote By Mail, Absentee	-	71	3	7	253	16	334
HRT	Hospital, Remand and Temporarily Displaced	-	4	2	0	12	2	18
Totals		12,878	1,143	248	171	5,467	31	7,029

	Candidate Elected - Steven Bonk							
	Plurality	4,324						
	% Who Voted	54.82%						
	% By Party		16.26%	3.53%	2.43%	77.78%		



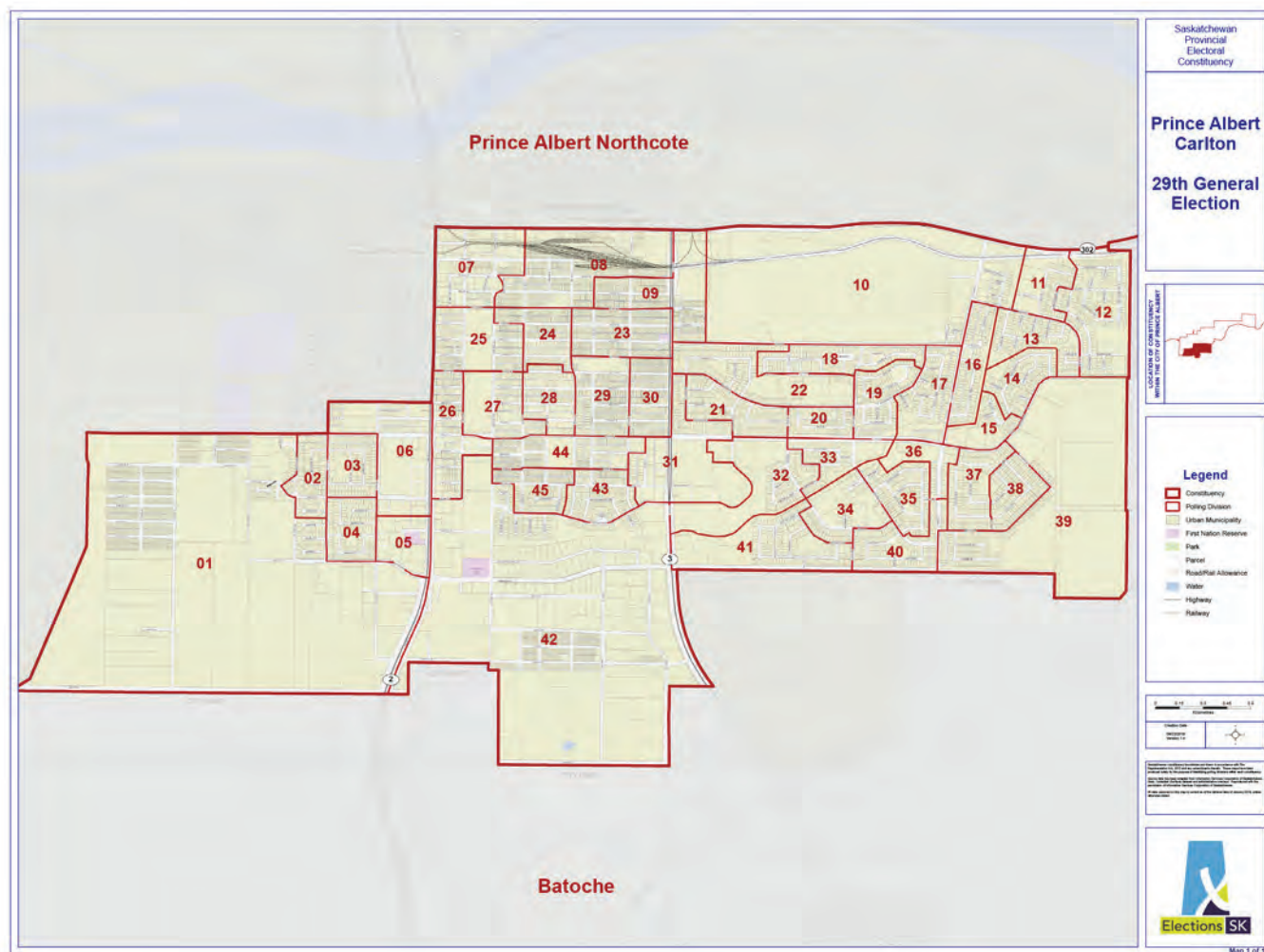
VOTE SUMMARY BY CONSTITUENCY POLLING DIVISION: PRINCE ALBERT CARLTON



Prince Albert Carlton - Polling Location			Votes Cast For				Ballots	
Poll	Poll Name	Registered Voters	Troy Parenteau NDP	Renee Grasby PC	Shirley Davis SGP	Joe Hargrave SP	Rejected Ballots	Votes For Cands
1	Premier Best Western Prince Albert	290	15	3	0	39	0	57
2	Holiday Inn Express & Suites	276	28	2	0	35	0	65
3	École Arthur Pechey Public School	321	38	4	0	40	0	82
4	Prince Albert Inn (Salon A, B, C)	302	30	7	0	19	0	56
5	Prince Albert Inn (Salon A, B, C)	257	10	1	3	12	0	26
6	École Arthur Pechey Public School	270	25	4	1	31	0	61
7	East Hill Community Club	338	14	0	1	23	0	38
8	Carlton Comprehensive High School (Cafetorium - Main Doors)	292	10	0	1	14	0	25
9	Carlton Comprehensive High School (Cafetorium - Main Doors)	312	19	1	2	31	0	53
10	École Holy Cross School (Gym - Main Doors)	263	23	0	1	15	0	39
11	Messiah Lutheran Church	299	20	5	2	58	0	85
12	Messiah Lutheran Church	314	23	0	1	51	0	75
13	St. Francis School (South Doors)	302	25	2	0	47	0	74
14	St. Francis School (South Doors)	301	21	1	1	43	0	66
15	St. Francis School (South Doors)	322	34	0	1	46	1	81
16	École Holy Cross School (Gym - Main Doors)	274	23	1	1	33	0	58
17	École Holy Cross School (Gym - Main Doors)	307	23	2	1	39	0	65
18	École Holy Cross School (Gym - Main Doors)	292	15	2	0	40	0	57
19	John Diefenbaker Public School	282	29	1	0	46	0	76
20	John Diefenbaker Public School	269	14	1	1	29	0	45
21	John Diefenbaker Public School	318	22	2	3	38	0	65
22	John Diefenbaker Public School	320	24	1	1	32	1	58
23	King George Public School	341	40	2	1	47	0	90
24	King George Public School	298	25	5	1	31	0	62
25	Vincent Massey Public School	297	21	4	0	24	0	49
26	Carlton Comprehensive High School (Cafetorium - Main Doors)	359	17	3	0	19	0	39
27	Vincent Massey Public School	265	18	3	1	33	0	55
28	East Hill Community Club	322	23	0	2	37	0	62
29	Carlton Comprehensive High School (Gym - Cpac Doors)	305	18	4	1	16	0	39
30	Carlton Comprehensive High School (Red Gym - Frank J Dunn Pool Doors)	354	22	4	1	23	1	50

Continued on next page



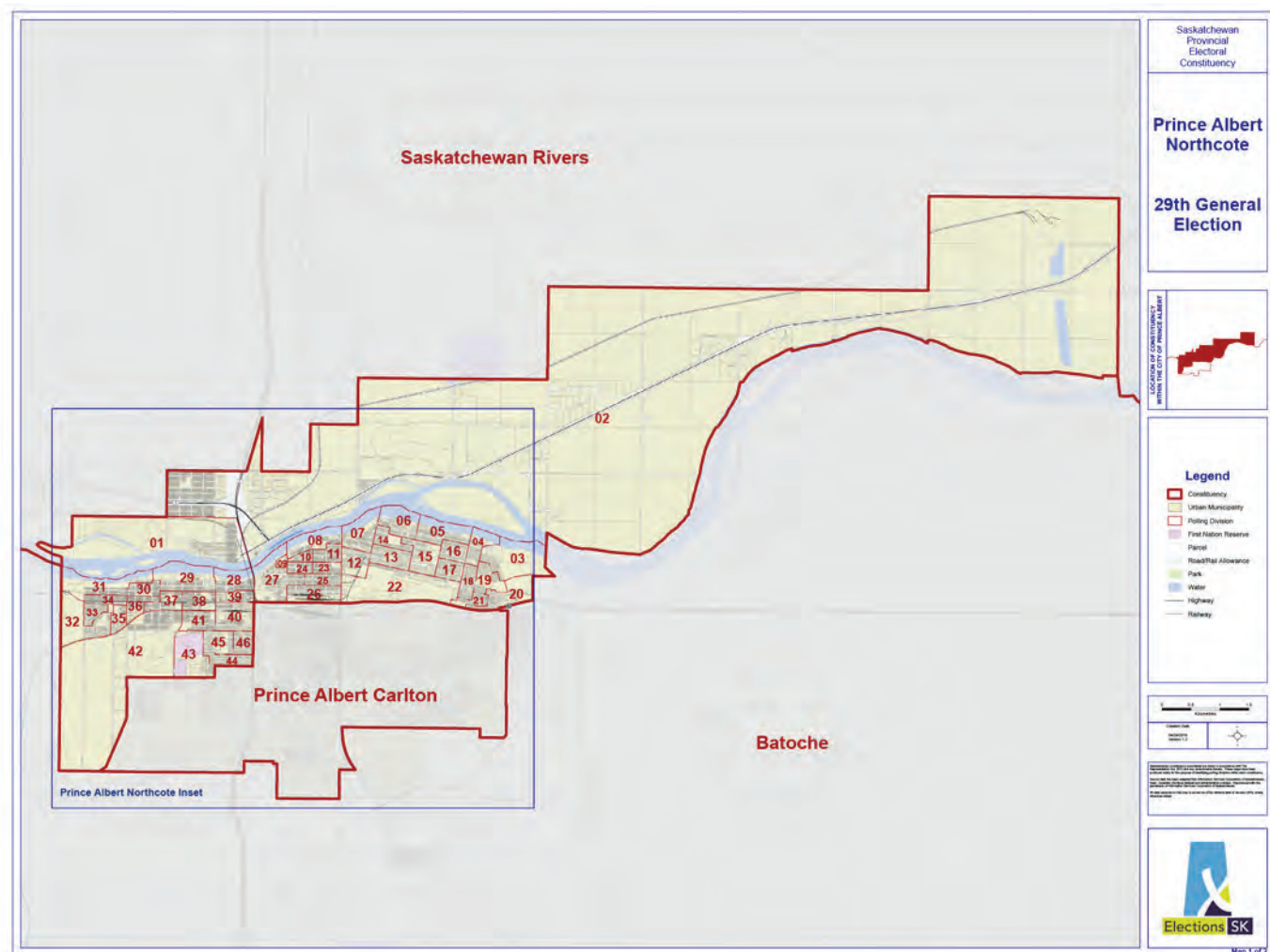


Prince Albert Carlton - Polling Location			Votes Cast For				Ballots	
Poll	Poll Name	Registered Voters	Troy Parenteau NDP	Renee Grasby PC	Shirley Davis SGP	Joe Hargrave SP	Rejected Ballots	Votes For Cands
31	Carlton Comprehensive High School (Red Gym - Frank J Dunn Pool Doors)	379	36	0	3	11	0	50
32	Carlton Comprehensive High School (Red Gym - Frank J Dunn Pool Doors)	256	18	2	0	16	0	36
33	Carlton Comprehensive High School (Red Gym - Frank J Dunn Pool Doors)	340	21	1	1	11	0	34
34	Carlton Park Community Club Hall	343	15	0	0	24	0	39
35	Carlton Park Community Club Hall	301	17	3	1	32	0	53
36	École Holy Cross School (Rotunda - Main Doors)	349	29	0	0	8	0	37
37	École Vickers Public School	350	30	2	0	54	0	86
38	École Vickers Public School	281	19	0	1	48	0	68
39	St. Francis School (South Doors)	275	24	0	1	60	0	85
40	Carlton Comprehensive High School (Gym - Cpac Doors)	292	10	0	0	26	1	36
41	Carlton Comprehensive High School (Gym - Cpac Doors)	310	19	0	1	32	0	52
42	Carlton Comprehensive High School (Gym - Cpac Doors)	316	32	4	0	39	0	75
43	Carlton Comprehensive High School (Gym - Cpac Doors)	320	33	2	2	27	0	64
44	Vincent Massey Public School	362	30	1	7	32	0	70
45	Carlton Comprehensive High School (Cafetorium - Main Doors)	274	31	1	1	20	0	53
A001	Carlton Park Community Club Hall	-	326	13	12	597	2	948
A002	Carlton Park Community Club Hall	-	312	23	9	635	3	979
A003	Holiday Inn Express & Suites	-	222	22	13	468	2	725
A004	Prince Albert Inn	-	207	20	14	309	1	550
PCF	Personal Care Facilities	155	12	4	3	30	0	49
ABS	Absentee	-	10	2	0	19	1	31
VBM	Vote By Mail, Extraordinary Voting	-	434	10	2	376	24	822
X-VOTE	RESULTS COMBINED WITH VBM							
HRT	Hospital, Remand and Temporarily Displaced	-	7	0	0	2	4	9
	Totals	13,965	2,563	175	99	3,867	41	6,704

	Candidate Elected - Joe Hargrave						
	Plurality	1,304					
	% Who Voted	48.30%					
	% By Party		38.23%	2.61%	1.48%	57.68%	



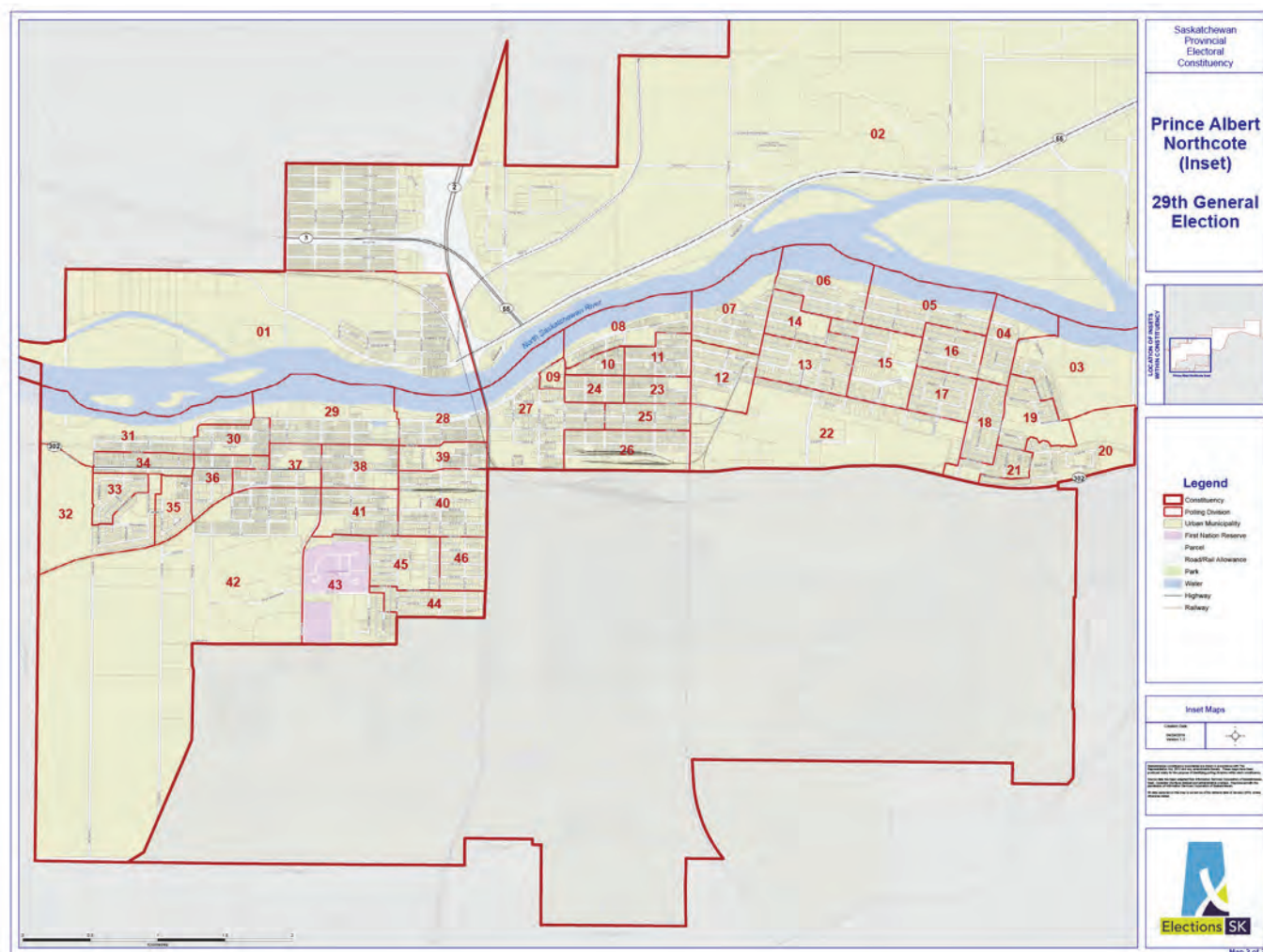
VOTE SUMMARY BY CONSTITUENCY POLLING DIVISION: PRINCE ALBERT NORTHCOTE



Prince Albert Northcote - Polling Location			Votes Cast For				Ballots	
Poll	Poll Name	Registered Voters	Nicole Rancourt NDP	Jaret Nikolaisen PC	Sarah Kraynick SGP	Alana Ross SP	Rejected Ballots	Votes For Cands
1	Nordale Community Hall	284	29	4	2	46	0	81
2	Nordale Community Hall	368	43	2	2	82	0	129
3	W.J. Berezowsky Public School	187	21	1	0	20	0	42
4	St. John Community School	280	18	1	2	31	0	52
5	East End Rink	306	37	5	1	22	1	65
6	East End Hall	340	31	1	1	29	0	62
7	Prince Albert Exhibition Centre (East Room)	368	22	0	0	16	0	38
8	Riverside Public School	301	19	1	1	29	0	50
9	Plaza 88 Activities Centre (1st Avenue East Parking Lot)	223	19	2	1	22	0	44
10	Plaza 88 Activities Centre (1st Avenue East Parking Lot)	253	15	1	2	13	0	31
11	Riverside Public School	368	33	2	1	15	0	51
12	Prince Albert Exhibition Centre (West Room)	315	19	2	0	18	0	39
13	Saskatchewan Polytechnic (Gym)	416	39	5	5	26	0	75
14	East End Hall	329	31	2	1	20	1	54
15	Princess Margaret Public School	309	24	4	1	29	1	58
16	East End Rink	334	39	2	2	29	0	72
17	Princess Margaret Public School	295	35	0	0	27	1	62
18	St. John Community School	351	34	3	1	36	0	74
19	W.J. Berezowsky Public School	354	44	3	1	35	1	83
20	Prince Albert Exhibition Centre (Main Room)	276	23	1	0	25	0	49
21	Prince Albert Exhibition Centre (Main Room)	275	33	1	1	28	0	63
22	Prince Albert Exhibition Centre (Main Room)	346	17	0	2	9	0	28
23	Midtown Hall	244	24	2	1	21	0	48
24	Plaza 88 Activities Centre Kings Court (1st Avenue East Parking Lot)	309	24	0	1	16	0	41
25	Prince Albert Exhibition Centre (Main Room)	226	16	3	1	18	0	38
26	Saskatchewan Polytechnic (Gym)	286	13	2	1	6	0	22
27	Midtown Hall	366	9	2	0	12	1	23
28	Riverside Public School	309	30	2	1	19	0	52
29	Queen Mary School (Gym 1)	382	20	2	3	21	0	46
30	Queen Mary School (Gym 1)	361	50	1	2	14	0	67

Continued on next page



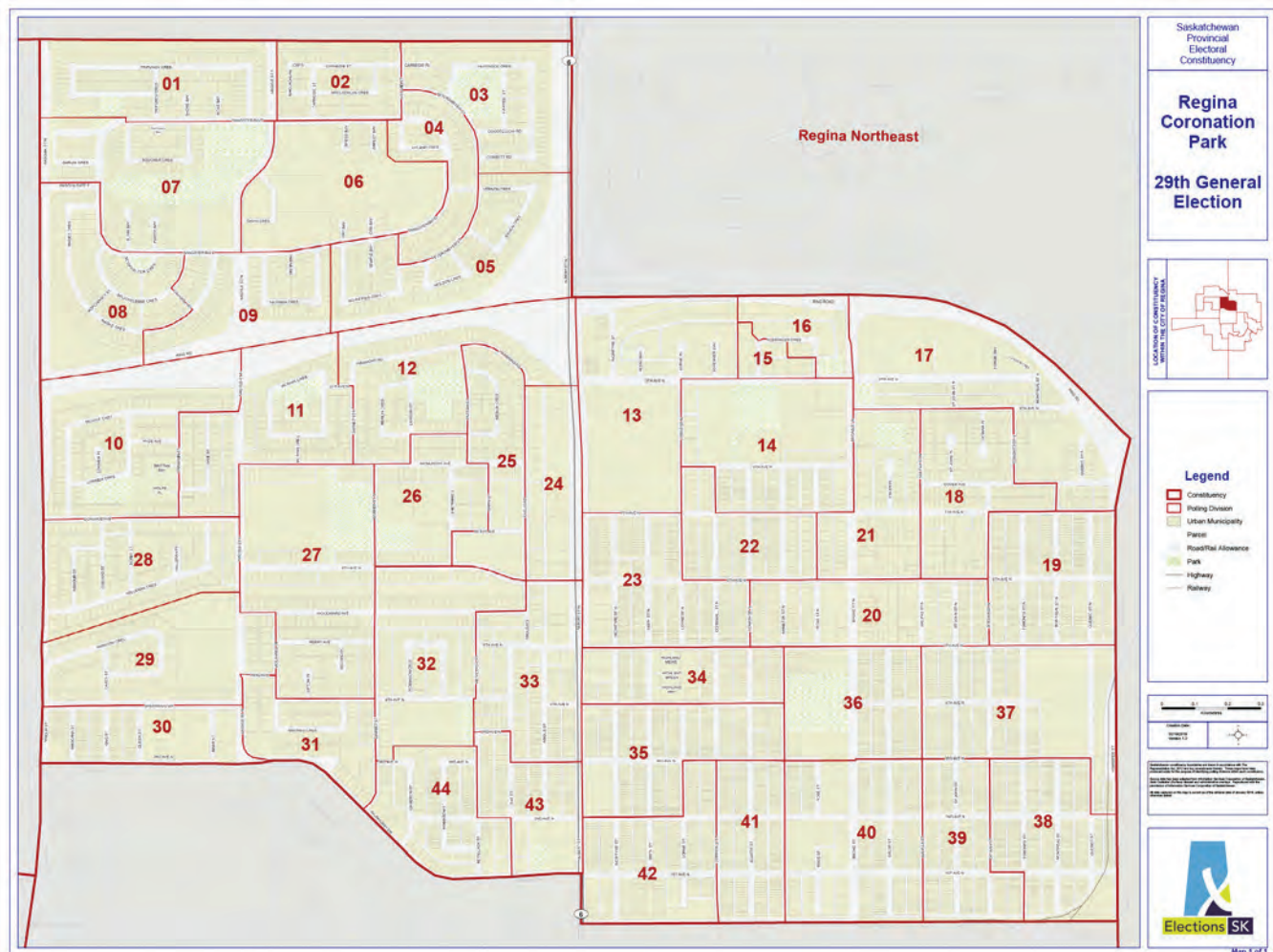


Prince Albert Northcote - Polling Location			Votes Cast For				Ballots	
Poll	Poll Name	Registered Voters	Nicole Rancourt NDP	Jaret Nikolaisen PC	Sarah Kraynick SGP	Alana Ross SP	Rejected Ballots	Votes For Cands
31	St. Michael Community School (Commons)	324	42	0	0	13	0	55
32	Westview Public School	307	25	3	2	41	0	71
33	Westview Public School	290	29	0	1	25	0	55
34	St. Michael Community School (Gym)	291	28	3	1	16	0	48
35	St. Michael Community School (Gym)	247	20	1	0	9	0	30
36	St. Michael Community School (Gym)	254	28	3	0	19	0	50
37	Queen Mary School (Gym 2)	283	29	0	2	3	0	34
38	École St. Mary High School (Gym 1)	338	21	3	0	17	0	41
39	École St. Mary High School (Gym 1)	205	26	5	3	21	0	55
40	École St. Mary High School (Gym 2)	328	17	2	1	24	0	44
41	École St. Mary High School (Gym 1)	336	23	1	2	18	0	44
42	Queen Mary School (Gym 2)	340	15	1	0	9	1	25
43	École St. Mary High School (Gym 2)	261	15	5	1	22	0	43
44	École St. Anne School	295	39	1	3	43	0	86
45	École St. Anne School	316	43	4	1	46	1	94
46	École St. Anne School	332	25	2	2	47	0	76
A001	Midtown Hall	-	239	28	14	292	0	573
A002	Midtown Hall	-	292	26	13	361	3	692
A003	Prince Albert Exhibition Centre (East Room)	-	318	26	7	488	1	839
PCF	Personal Care Facilities	391	86	42	11	145	7	284
ABS	Absentee	-	11	1	0	22	0	34
VBM	Vote By Mail, Extraordinary Voting	-	250	1	4	232	25	487
X-VOTE	RESULTS COMBINED WITH VBM							
HRT	Hospital, Remand and Temporarily Displaced	-	25	0	1	5	3	31
	Totals	14,499	2,457	215	106	2,652	47	5,430

	Candidate Elected - Alana Ross						
	Plurality	195					
	% Who Voted	37.78%					
	% By Party		45.25%	3.96%	1.95%	48.84%	



VOTE SUMMARY BY CONSTITUENCY POLLING DIVISION: REGINA CORONATION PARK

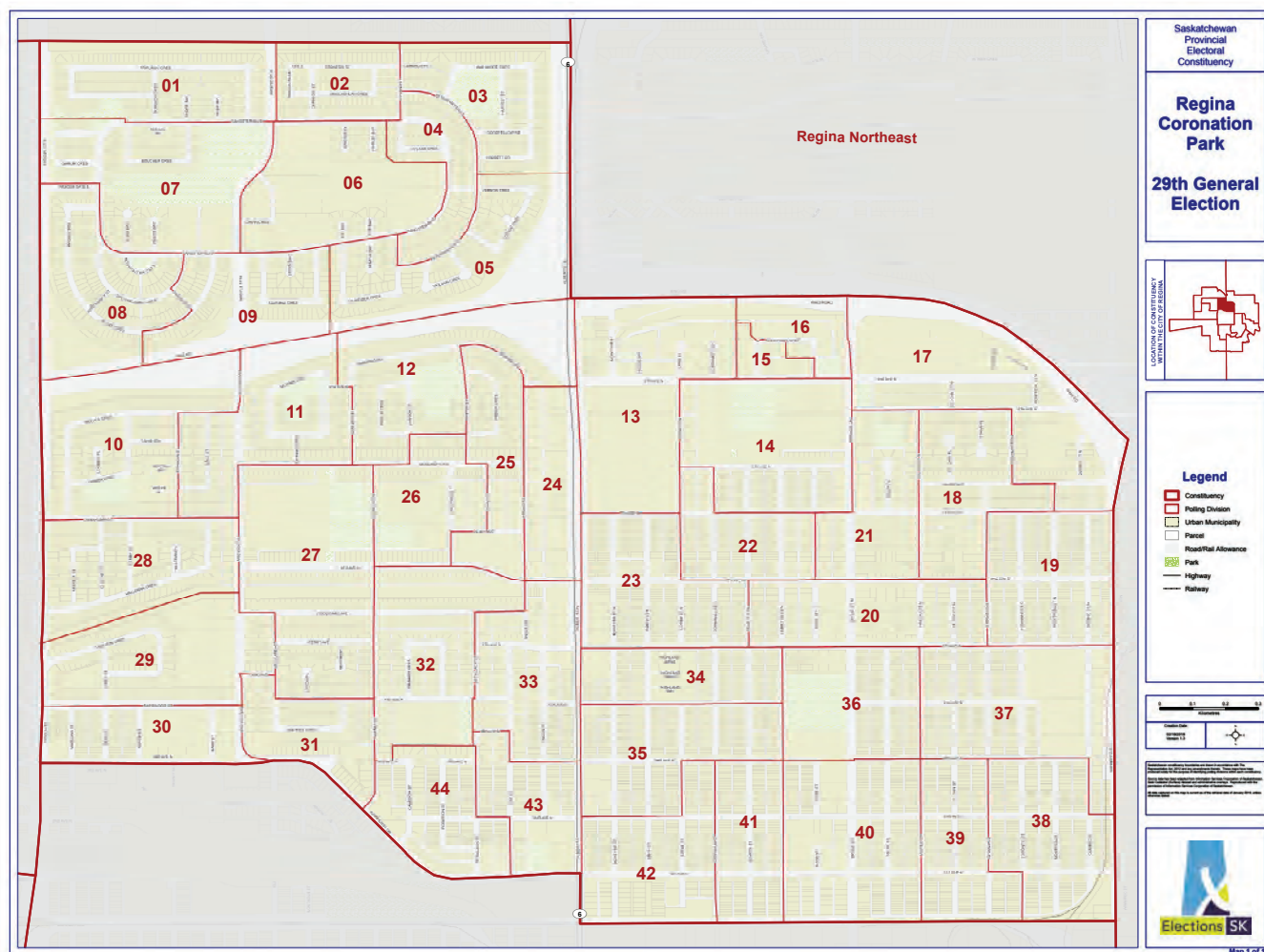


Regina Coronation Park - Polling Location			Votes Cast For				Ballots	
Poll	Poll Name	Registered Voters	Noor Burki	David Coates	Irene Browatzke	Mark Docherty	Rejected Ballots	Votes For Cands
			NDP	PC	SGP	SP		
1	Argyle North Community Centre	315	35	3	3	51	0	92
2	Thom Collegiate (Gymnasium - Entrance at Rear)	258	21	1	1	19	0	42
3	Thom Collegiate (Gymnasium - Entrance at Rear)	254	16	0	1	23	0	40
4	Thom Collegiate (Gymnasium - Entrance at Rear)	234	14	0	2	28	0	44
5	Thom Collegiate (Gymnasium - Entrance at Rear)	319	27	1	1	30	1	59
6	Thom Collegiate (Gymnasium - Entrance at Rear)	237	25	0	1	19	0	45
7	Dr. L.M. Hanna School	366	48	4	2	46	0	100
8	Dr. L.M. Hanna School	308	25	4	1	37	0	67
9	Dr. L.M. Hanna School	248	24	5	8	34	0	71
10	Archbishop M.C. O'Neill High School (New Gym - North Entrance)	312	17	1	0	25	0	43
11	Archbishop M.C. O'Neill High School (New Gym - North Entrance)	333	20	3	5	33	0	61
12	Regina Huda School (North Entrance)	272	28	5	1	32	0	66
13	Harvest City Church (South Entrance)	284	9	1	2	20	0	32
14	Harvest City Church (South Entrance)	286	22	0	0	21	0	43
15	Harvest City Church (South Entrance)	234	9	3	3	14	3	29
16	Harvest City Church (South Entrance)	221	18	3	2	4	0	27
17	Harvest City Church (South Entrance)	306	24	1	1	17	0	43
18	Our Lady of Peace Parish (Auditorium)	311	12	4	1	39	0	56
19	McDermid School	326	31	9	1	21	0	62
20	McDermid School	297	18	1	0	30	0	49
21	Our Lady of Peace Parish (Auditorium)	266	26	2	2	22	0	52
22	Mount Olive Lutheran Church	237	18	1	2	22	0	43
23	Mount Olive Lutheran Church	314	23	4	3	21	0	51
24	Regina Huda School (North Entrance)	270	18	5	2	11	0	36
25	Regina Huda School (North Entrance)	320	40	1	3	46	0	90
26	Gladys McDonald School	239	24	1	0	17	0	42
27	Gladys McDonald School	330	23	1	2	16	0	42
28	Archbishop M.C. O'Neill High School (New Gym - North Entrance)	368	34	1	2	42	0	79
29	Archbishop M.C. O'Neill High School (New Gym - North Entrance)	253	26	0	5	20	0	51

Continued on next page



REGINA CORONATION PARK (CONTINUED)

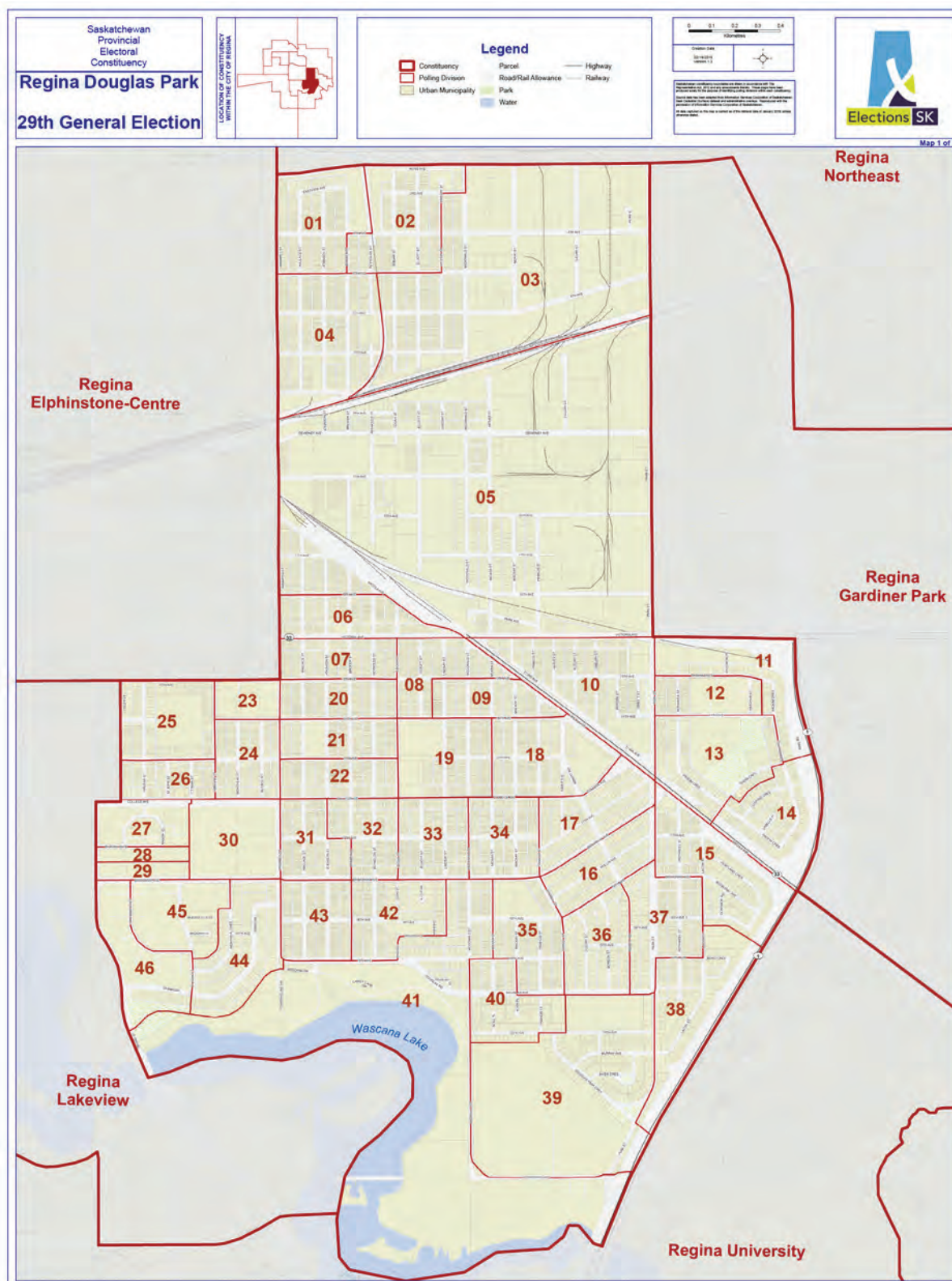


Regina Coronation Park - Polling Location			Votes Cast For				Ballots	
Poll	Poll Name	Registered Voters	Noor Burki	David Coates	Irene Browatzke	Mark Docherty	Rejected Ballots	Votes For Cands
			NDP	PC	SGP	SP		
30	Archbishop M.C. O'Neill High School (New Gym - North Entrance)	216	22	2	0	12	0	36
31	St. Peter's Church (Auditorium - South Entrance)	231	27	0	5	13	0	45
32	Cornerstone Baptist Church	287	26	6	3	27	0	62
33	Coronation Park School (Gym Entrance)	299	27	1	3	22	0	53
34	Mount Olive Lutheran Church	228	22	2	2	17	0	43
35	St. Michael Community School	305	25	6	2	20	0	53
36	Imperial Community School	214	25	4	1	18	0	48
37	McDermid Community School	329	31	1	0	30	0	62
38	Gabriel Dumont Institute Training Centre (Classroom 2, 2nd Floor)	325	23	5	2	21	1	51
39	Imperial Community School	343	25	0	1	29	0	55
40	Imperial Community School	354	43	1	0	21	0	65
41	St. Michael Community School	244	25	2	1	24	1	52
42	St. Michael Community School	228	22	0	3	19	0	44
43	Coronation Park School (Gym Entrance)	217	18	0	4	27	0	49
44	St. Peter's Church (Auditorium - South Entrance)	291	21	1	6	38	0	66
A001	Our Lady of Peace Parish (Auditorium)	-	286	31	22	300	3	639
A002	Our Lady of Peace Parish (Auditorium)	-	185	22	18	271	1	496
A003	St. Peter's Church (Auditorium - South Entrance)	-	218	16	15	328	0	577
A004	St. Peter's Church (Auditorium - South Entrance)	-	208	18	16	301	2	543
A005	Cornerstone Baptist Church	-	216	16	12	314	1	558
PCF	Personal Care Facilities	192	28	13	8	27	0	76
ABS	Absentee	-	13	1	0	1	0	15
VBM	Vote By Mail	-	408	14	10	271	32	703
HRT	Hospital, Remand and Temporarily Displaced	-	11	0	0	2	7	13
	Totals	12,621	2,630	227	191	2,913	52	5,961

	Candidate Elected - Mark Docherty						
	Plurality	283					
	% Who Voted	47.64%					
	% By Party		44.12%	3.81%	3.20%	48.87%	



VOTE SUMMARY BY CONSTITUENCY POLLING DIVISION: REGINA DOUGLAS PARK

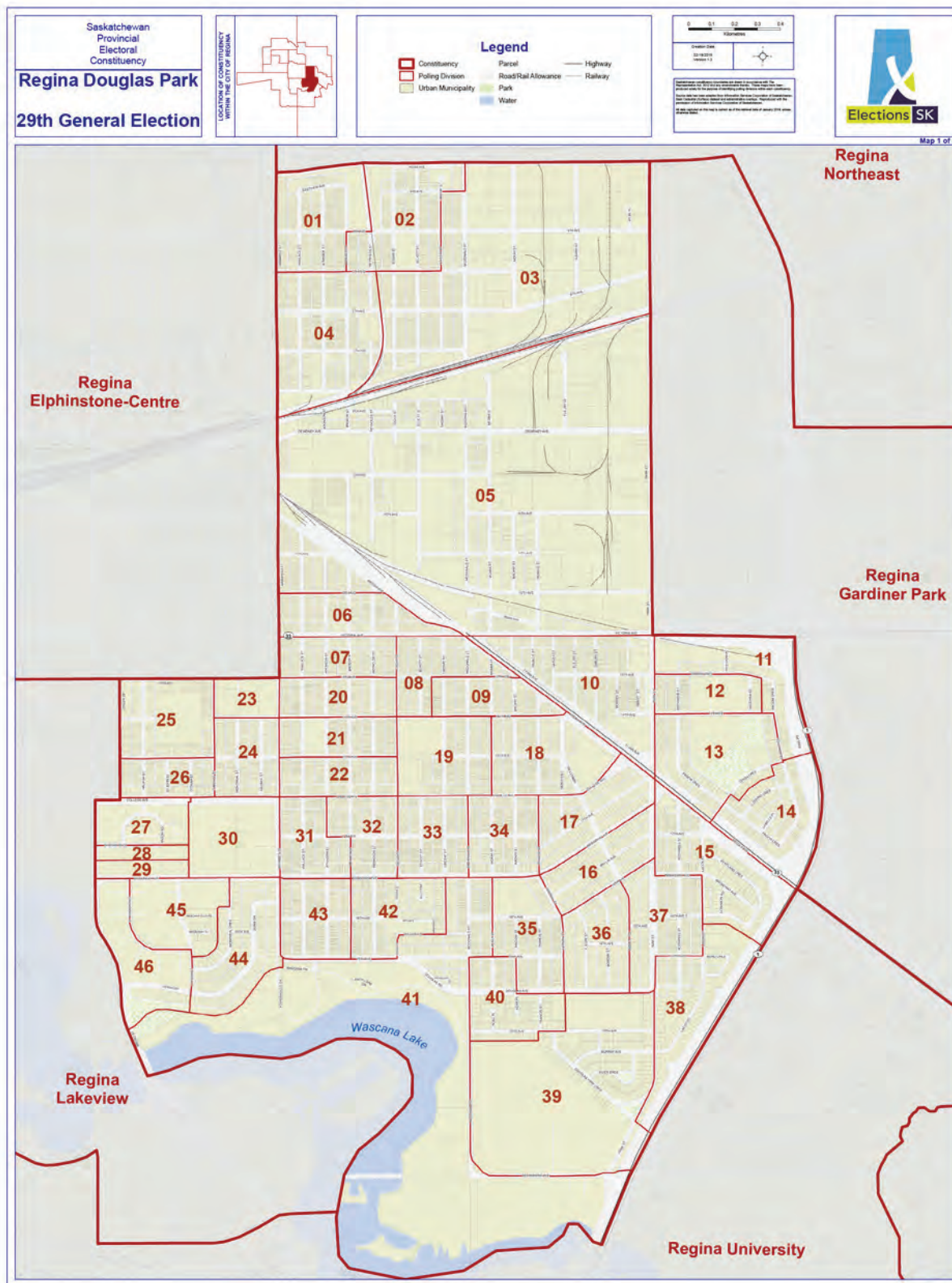


Regina Douglas Park - Polling Location			Votes Cast For				Ballots	
Poll	Poll Name	Registered Voters	Nicole Sarauer NDP	Sara Healey PC	Victor Lau SGP	Nadeem Naz SP	Rejected Ballots	Votes For Cands
1	Eastview Community Centre (Gym)	351	32	10	3	25	2	70
2	Eastview Community Centre (Gym)	419	61	2	4	40	1	107
3	Eastview Community Centre (Meeting Room)	324	44	5	2	30	1	81
4	St. Mary's Parish Hall	366	21	2	0	12	0	35
5	St. Mary's Parish Hall	232	12	3	1	9	0	25
6	Core Ritchie Neighbourhood Centre (Room #2)	232	19	4	1	5	0	29
7	Core Ritchie Neighbourhood Centre (Gym)	287	28	4	3	18	0	53
8	Core Ritchie Neighbourhood Centre (Gym)	296	31	6	3	14	0	54
9	Arcola School (Auditorium)	269	15	4	5	14	1	38
10	Campus Regina Public - Cochrane Campus (West Entrance)	290	16	4	1	26	2	47
11	Campus Regina Public - Cochrane Campus (West Entrance)	292	24	3	0	13	0	40
12	Campus Regina Public - Cochrane Campus (West Entrance)	265	20	4	3	10	0	37
13	Cornwall Alternative School	239	17	7	0	18	1	42
14	Cornwall Alternative School	255	37	8	2	28	0	75
15	Arcola School (Auditorium)	325	26	2	3	23	0	54
16	Arcola School (Auditorium)	225	28	1	6	29	0	64
17	Arcola School (Common Area)	300	27	3	7	13	0	50
18	Arcola School (Common Area)	309	44	2	2	16	0	64
19	St. Augustine Community School	263	16	2	2	11	0	31
20	St. Augustine Community School	311	27	4	2	15	0	48
21	Miller High School (Gym B)	279	26	1	1	11	0	39
22	Miller High School (Cafeteria)	298	38	3	2	19	1	62
23	Regina Senior Citizens' Centre (Auditorium)	205	27	6	3	7	0	43
24	Regina Senior Citizens' Centre (Auditorium)	385	45	3	5	13	2	66
25	Regina Senior Citizens' Centre (Auditorium)	285	20	1	1	7	2	29
26	Regina Senior Citizens' Centre (Auditorium)	286	29	1	2	11	0	43
27	Miller High School (Gym B)	284	11	2	2	8	0	23
28	Miller High School (Gym B)	79	7	0	0	2	0	9
29	Miller High School (Gym A)	121	4	1	0	7	0	12

Continued on next page



REGINA DOUGLAS PARK (CONTINUED)

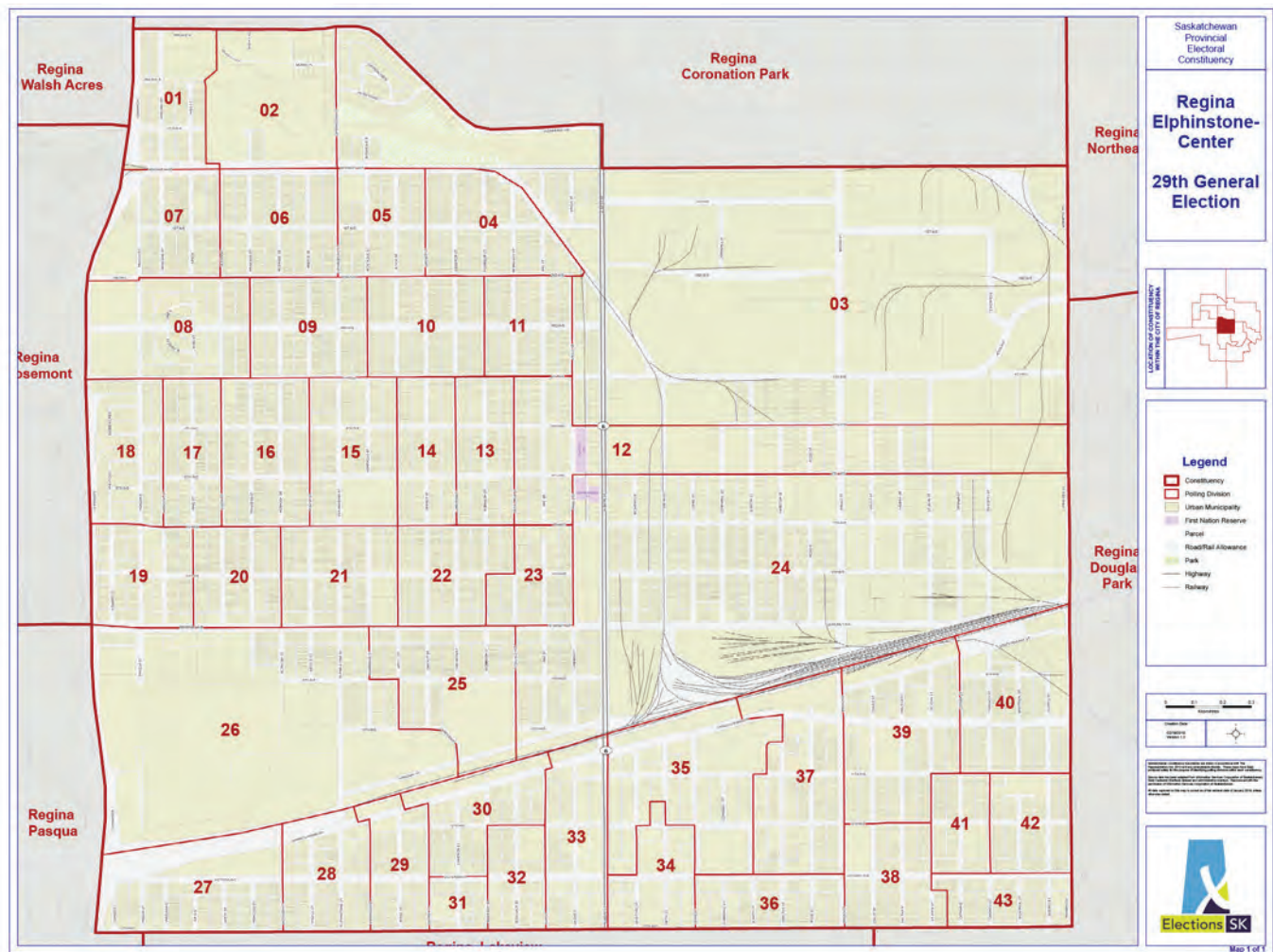


Regina Douglas Park - Polling Location			Votes Cast For				Ballots	
Poll	Poll Name	Registered Voters	Nicole Sarauer NDP	Sara Healey PC	Victor Lau SGP	Nadeem Naz SP	Rejected Ballots	Votes For Cands
30	Miller High School (Gym A)	131	18	2	2	5	1	27
31	Miller High School (Gym A)	257	38	3	4	11	0	56
32	Balfour Collegiate	248	32	5	0	9	0	46
33	Balfour Collegiate	311	40	5	1	9	0	55
34	Arcola School (Common Area)	284	30	1	1	15	0	47
35	Douglas Park School (Gym - North West Entrance)	266	38	4	2	21	0	65
36	Douglas Park School (Gym - North West Entrance)	264	39	4	2	28	1	73
37	Douglas Park School (Gym - North West Entrance)	276	48	3	1	28	0	80
38	Douglas Park School (Common Area - Main Entrance)	246	27	4	4	31	0	66
39	École Du Parc	301	38	3	2	27	0	70
40	École Du Parc	283	42	2	1	14	0	59
41	Broadway United Church	254	43	5	2	23	0	73
42	Broadway United Church	269	34	4	3	22	0	63
43	Miller High School (Cafeteria)	268	39	4	3	12	0	58
44	Balfour Collegiate	285	38	6	1	16	0	61
45	Balfour Collegiate	282	30	2	2	6	0	40
46	Balfour Collegiate	247	18	0	0	4	0	22
A001	Core Ritchie Neighbourhood Centre (Room #2)	-	625	63	40	409	3	1,137
A002	St. Mary's Parish Hall	-	396	32	23	166	2	617
A003	St. Mary's Parish Hall	-	299	28	19	136	1	482
PCF	Personal Care Facilities	406	113	44	11	99	2	267
ABS	RESULTS COMBINED WITH VBM							
VBM	Vote By Mail, Absentee, Extraordinary Voting	-	754	9	20	261	38	1,044
X-VOTE	RESULTS COMBINED WITH VBM							
HRT	Hospital, Remand and Temporarily Displaced	-	14	0	1	2	6	17
Totals		12,950	3,545	331	211	1,808	67	5,895

	Candidate Elected - Nicole Sarauer							
	Plurality	1,737						
	% Who Voted	46.04%						
	% By Party		60.14%	5.61%	3.58%	30.67%		



VOTE SUMMARY BY CONSTITUENCY POLLING DIVISION: REGINA ELPHINSTONE-CENTRE

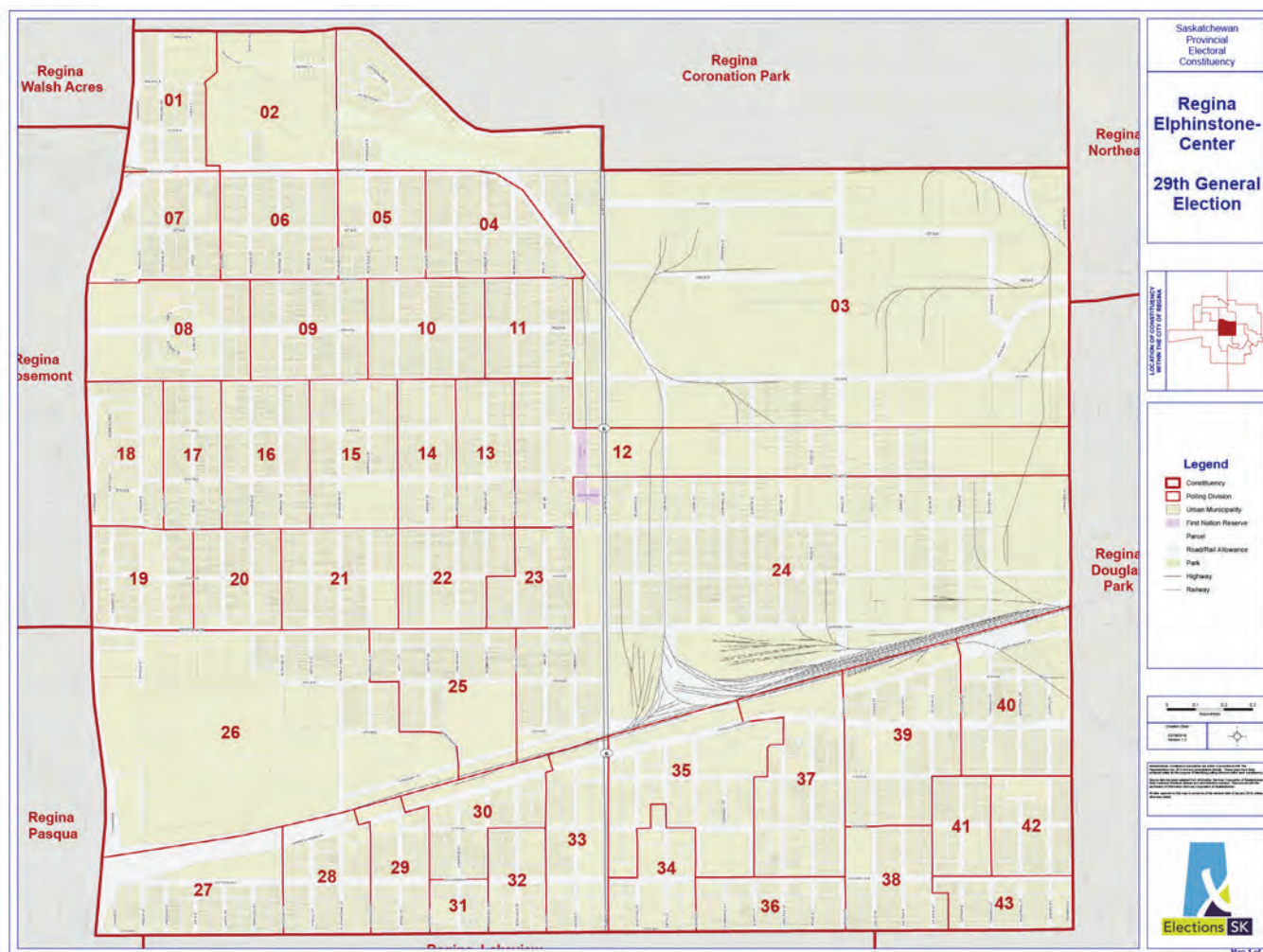


Regina Elphinstone-Centre - Polling Location			Votes Cast For					Ballots	
Poll	Poll Name	Registered Voters	Rolf Hartloff	Meara Conway	Don Kirk	Naomi Hunter	Caesar Khan	Rejected Ballots	Votes For Cands
			IND	NDP	PC	SGP	SP		
1	The Gathering Place	354	1	40	4	2	10	0	57
2	St. Luke Alternate School	208	0	11	1	1	6	1	19
3	St. Luke Alternate School	266	0	32	1	0	18	0	51
4	The Serb Club Banquet Hall	393	0	12	2	4	8	0	26
5	The Serb Club Banquet Hall	276	0	15	0	2	11	0	28
6	Allan Blakeney Adult Campus	332	0	23	2	3	15	0	43
7	The Gathering Place	264	0	18	0	1	18	0	37
8	Allan Blakeney Adult Campus	356	0	38	2	2	18	0	60
9	Kitchener Community School	348	2	38	2	3	14	0	59
10	Kitchener Community School	313	1	29	2	7	13	0	52
11	Regina Performing Arts Centre	250	2	12	2	2	13	0	31
12	Regina Performing Arts Centre	384	1	10	2	4	17	0	34
13	Regina Performing Arts Centre	347	1	21	1	3	10	0	36
14	Sacred Heart Community School (Gym)	293	1	23	3	1	14	0	42
15	Seven Stones Community School (5th Ave Entrance)	327	0	23	4	4	17	0	48
16	Seven Stones Community School (5th Ave Entrance)	406	0	41	1	3	12	0	57
17	Seven Stones Community School (5th Ave Entrance)	286	1	27	4	4	9	0	45
18	Sacred Heart Community School (Gym)	287	1	25	2	6	15	0	49
19	Sacred Heart Community School (Gym)	296	1	9	4	4	11	0	29
20	Sacred Heart Community School (Gym)	342	1	33	1	4	23	0	62
21	Sacred Heart Community School (Gym)	308	1	21	2	4	9	0	37
22	Albert Community School	314	1	25	0	5	14	0	45
23	Albert Community School	329	1	14	1	4	8	1	28
24	Regina Performing Arts Centre	340	0	28	0	0	15	0	43
25	Indigenous Christian Fellowship	304	1	28	3	9	20	0	61
26	Indigenous Christian Fellowship (Library)	258	1	26	0	0	5	0	32
27	Cathedral Neighbourhood Centre (13th Ave Entrance)	327	2	36	3	3	13	0	57
28	Cathedral Neighbourhood Centre (13th Ave Entrance)	273	1	39	0	3	8	1	51
29	YMCA Downtown	288	0	33	4	1	6	0	44

Continued on next page



REGINA ELPHINSTONE-CENTRE (CONTINUED)

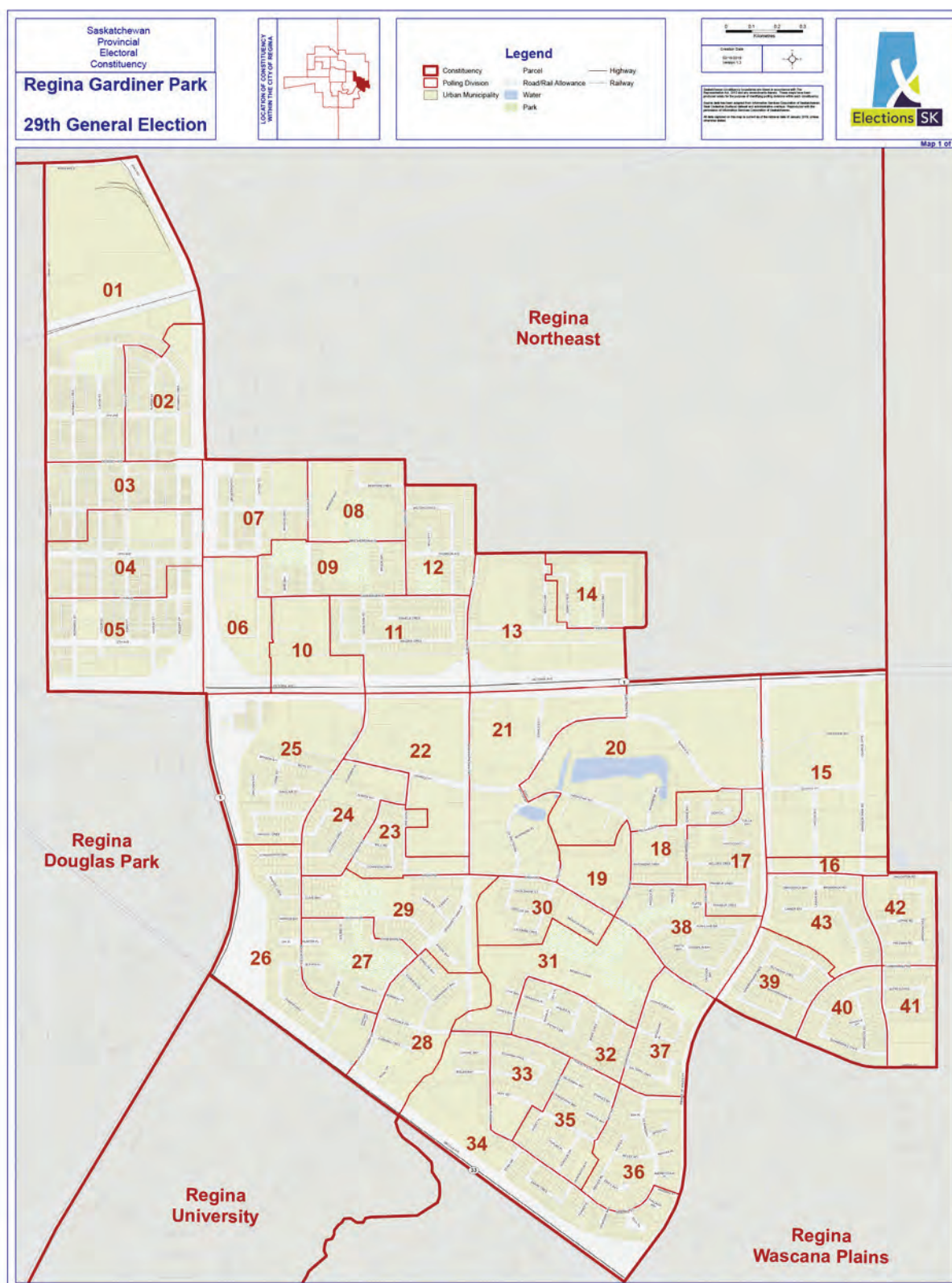


Regina Elphinstone-Centre - Polling Location			Votes Cast For					Ballots	
Poll	Poll Name	Registered Voters	Rolf Hartloff	Meara Conway	Don Kirk	Naomi Hunter	Caesar Khan	Rejected Ballots	Votes For Cands
			IND	NDP	PC	SGP	SP		
30	Royal Canadian Legion Branch 001	272	0	13	1	2	13	1	29
31	Royal Canadian Legion Branch 001	240	0	18	0	1	3	0	22
32	The Salvation Army (Lorne St Entrance)	249	0	11	1	1	2	0	15
33	YMCA Downtown	258	1	24	1	0	9	0	35
34	First Baptist Church Regina	232	1	28	2	3	5	0	39
35	St. Paul's Cathedral	203	1	7	2	0	3	0	13
36	The Salvation Army (13th Ave Entrance)	281	1	39	0	2	14	2	56
37	Royal Canadian Legion Branch 001	280	0	45	1	4	20	0	70
38	Regina German Club	290	0	30	0	5	12	0	47
39	Regina German Club	334	1	10	3	3	14	0	31
40	Regina German Club	292	7	16	4	4	18	1	49
41	Trinity Lutheran Church (Parish Hall - West Entrance)	231	2	46	2	5	11	1	66
42	Trinity Lutheran Church (Narthex - North Entrance)	308	1	28	0	5	10	1	44
43	Trinity Lutheran Church (Parish Hall - West Entrance) / Personal Care Facilities	274	0	31	4	2	17	1	54
A001	The Serb Club Banquet Hall	-	9	375	25	59	254	1	722
A002	Cathedral Neighbourhood Centre (13th Ave Entrance)	-	9	555	18	48	215	4	845
PCF	RESULTS, INCLUDING REGISTERED VOTERS, COMBINED WITH POLL 43								
ABS	RESULTS COMBINED WITH VBM								
VBM	Vote By Mail, Absentee	-	1	448	5	22	128	33	604
HRT	Hospital, Remand and Temporarily Displaced	-	0	37	2	5	8	13	52
	Totals	12,813	55	2,491	124	260	1,126	61	4,056

	Candidate Elected - Meara Conway								
	Plurality	1,365							
	% Who Voted	32.13%							
	% By Party		1.36%	61.42%	3.06%	6.41%	27.76%		



VOTE SUMMARY BY CONSTITUENCY POLLING DIVISION: REGINA GARDINER PARK

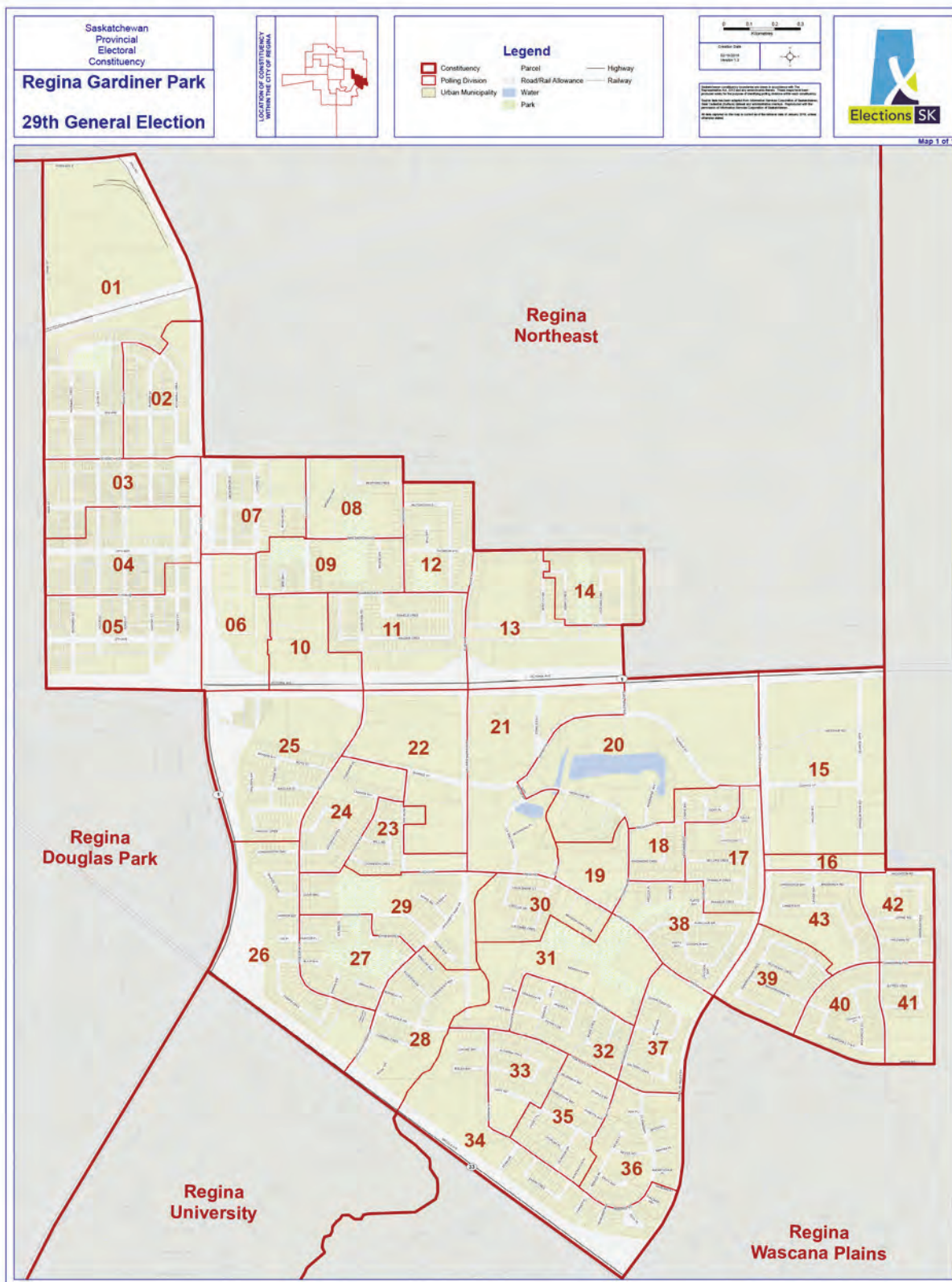


Regina Gardiner Park - Polling Location			Votes Cast For				Ballots	
Poll	Poll Name	Registered Voters	Faycal Haggui NDP	David Teece PC	Helmi Scott Uguh SGP	Gene Makowsky SP	Rejected Ballots	Votes For Cands
1	Iron Workers Hall	323	29	2	2	28	1	61
2	Glen Elm Community School	350	33	6	5	26	0	70
3	Glen Elm Community School	274	15	3	3	23	0	44
4	Glen Elm Church Of Christ (Gym)	279	17	2	0	25	0	44
5	Glen Elm Church Of Christ (Gym)	295	13	2	2	22	0	39
6	Glen Elm Church Of Christ (Common Area)	223	14	2	1	15	0	32
7	Rockbridge Alliance Church	225	12	0	0	20	0	32
8	St. Catherine Community School	335	40	0	4	31	0	75
9	St. Catherine Community School	307	21	2	1	58	0	82
10	Rockbridge Alliance Church	288	18	0	1	15	0	34
11	Dr. George Ferguson School	299	14	4	2	45	0	65
12	Dr. George Ferguson School	263	28	1	3	52	0	84
13	F.W. Johnson Collegiate (Auditorium - East Entrance)	288	37	1	3	34	0	75
14	F.W. Johnson Collegiate (Auditorium - East Entrance)	269	25	1	1	40	0	67
15	F.W. Johnson Collegiate (Auditorium - East Entrance)	246	0	0	1	17	0	18
16	F.W. Johnson Collegiate (Auditorium - East Entrance)	258	9	0	2	18	0	29
17	F.W. Johnson Collegiate (Gym - East Entrance)	296	21	1	2	25	0	49
18	F.W. Johnson Collegiate (Gym - East Entrance)	325	25	2	3	35	0	65
19	F.W. Johnson Collegiate (Gym - East Entrance)	232	11	0	0	14	0	25
20	20/21 F.W. Johnson Collegiate (Gym - East Entrance)	598	21	0	1	37	0	59
21	RESULTS, INCLUDING REGISTERED VOTERS, COMBINED WITH POLL 20							
22	Sandman Hotel (Rear Entrance)	259	21	2	1	23	0	47
23	Campus Regina Public Victoria Campus (West Entrance)	239	11	0	3	19	0	33
24	Campus Regina Public Victoria Campus (West Entrance)	228	10	0	0	20	0	30
25	Sandman Hotel (Rear Entrance)	306	28	0	0	27	0	55
26	Campus Regina Public Victoria Campus (West Entrance)	310	20	1	2	30	0	53
27	École Wilfred Walker School (Resource Centre)	212	20	1	1	35	0	57

Continued on next page



REGINA GARDINER PARK (CONTINUED)

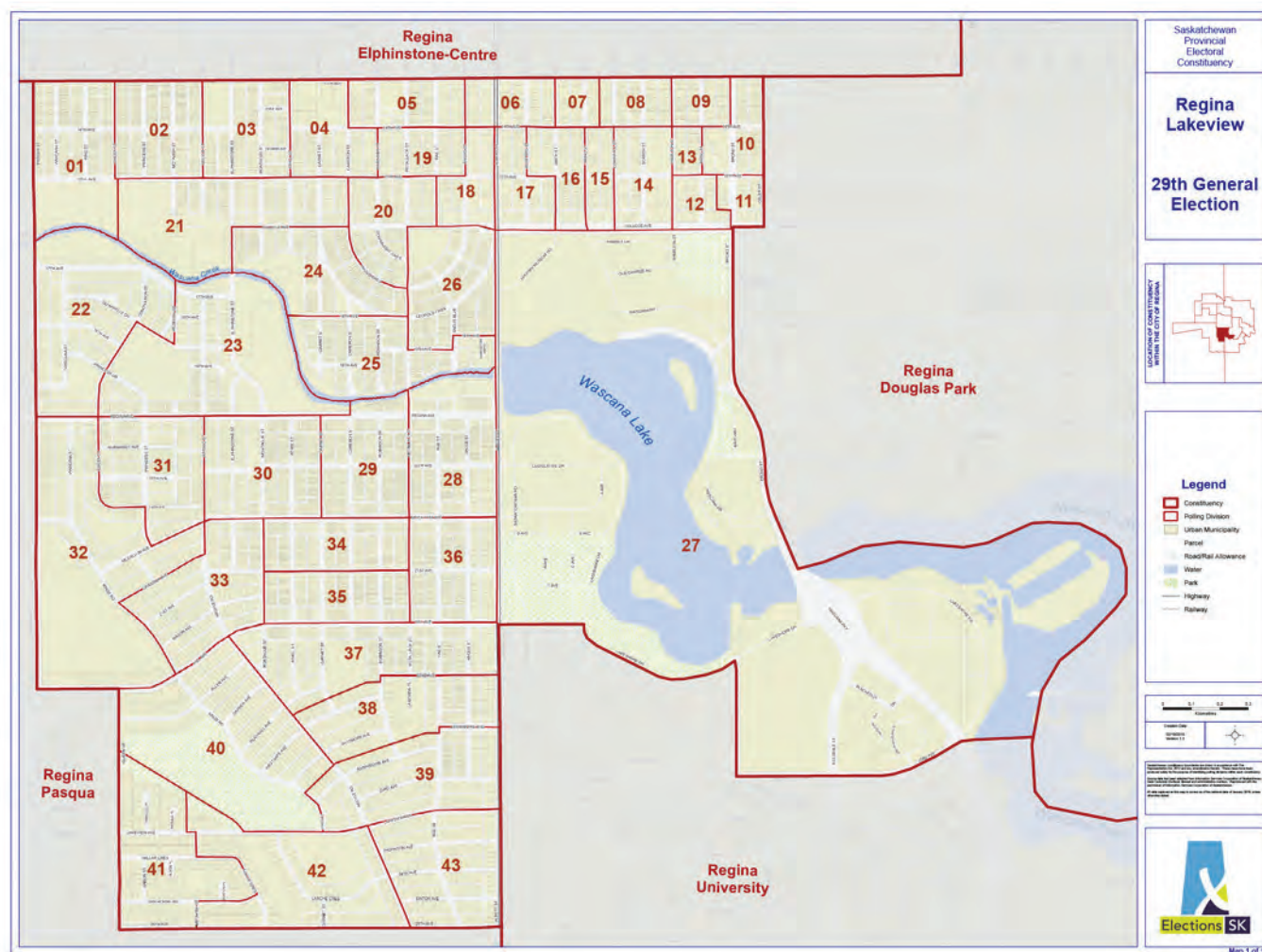


Regina Gardiner Park - Polling Location			Votes Cast For				Ballots	
Poll	Poll Name	Registered Voters	Faycal Haggui NDP	David Teece PC	Helmi Scott Uguh SGP	Gene Makowsky SP	Rejected Ballots	Votes For Cands
28	École Wilfred Walker School (Resource Centre)	267	14	3	0	42	1	59
29	École Wilfred Walker School (Gym)	282	43	3	0	50	0	96
30	Regina Chinese Alliance Church (Choir Room)	295	19	0	0	41	0	60
31	St. Marguerite Bourgeoys School	262	27	1	5	33	0	66
32	St. Marguerite Bourgeoys School	310	19	6	1	53	0	79
33	Living Spirit Centre	310	19	2	3	45	2	69
34	École Wilfred Walker School (Gym)	335	19	1	0	20	0	40
35	Living Spirit Centre	293	18	0	2	23	0	43
36	Living Spirit Centre	305	19	4	1	29	0	53
37	St. Marguerite Bourgeoys School	310	42	3	4	36	0	85
38	Regina Chinese Alliance Church (Sanctuary)	325	20	0	0	46	0	66
39	WF Ready School (Big Gym)	347	9	0	2	54	0	65
40	WF Ready School (Big Gym)	300	20	1	0	46	0	67
41	WF Ready School (Big Gym)	313	15	0	1	37	0	53
42	WF Ready School (Mini Gym)	282	22	1	2	47	0	72
43	WF Ready School (Resource Centre)	256	6	0	0	36	0	42
A001	Living Spirit Centre	-	286	9	13	646	0	954
A002	Living Spirit Centre	-	286	7	18	690	4	1,001
A003	Glen Elm Church Of Christ (Gym)	-	208	9	10	418	0	645
A004	Glen Elm Church Of Christ (Gym)	-	240	17	16	442	1	715
PCF	Personal Care Facilities	129	2	1	0	23	0	26
ABS	Absentee	-	2	0	0	4	0	6
VBM	Vote By Mail	-	672	17	19	744	49	1,452
HRT	Hospital, Remand and Temporarily Displaced	-	2	0	1	3	3	6
Totals		12,448	2,542	118	142	4,342	61	7,144

	Candidate Elected - Gene Makowsky							
	Plurality	1,800						
	% Who Voted	57.88%						
	% By Party		35.58%	1.65%	1.99%	60.78%		



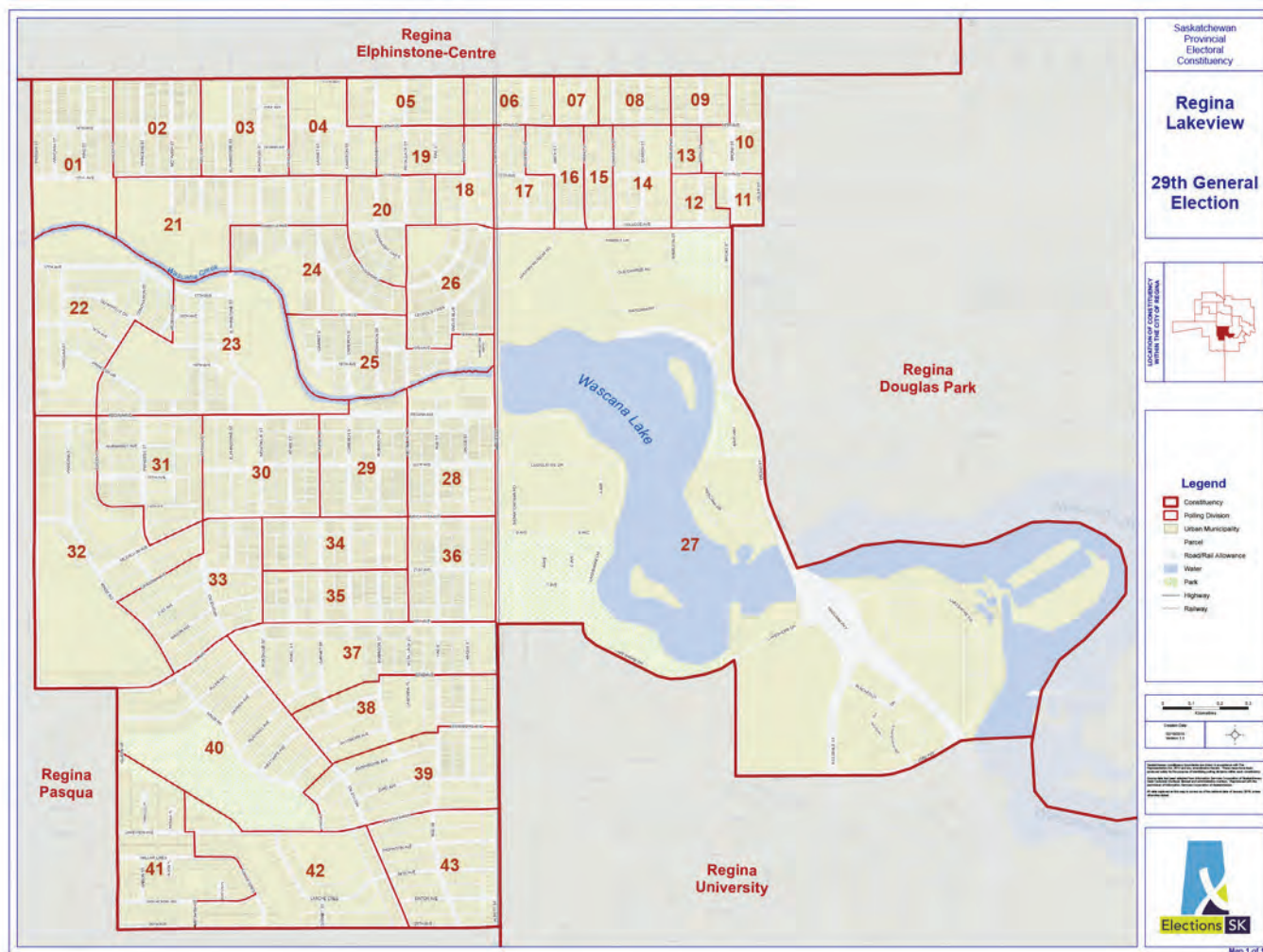
VOTE SUMMARY BY CONSTITUENCY POLLING DIVISION: REGINA LAKEVIEW



Regina Lakeview - Polling Location			Votes Cast For				Ballots	
Poll	Poll Name	Registered Voters	Bruno Sahut LIB	Carla Beck NDP	Michael Wright SGP	Megan Patterson SP	Rejected Ballots	Votes For Cands
1	Kings Corner Church of God	298	0	58	2	14	0	74
2	Kings Corner Church of God	346	1	60	1	19	0	81
3	École Connaught Community School	282	4	65	3	10	0	82
4	Holy Rosary Community School (Gym - West Entrance)	261	0	49	2	16	1	67
5	École Connaught Community School	269	2	29	3	10	1	44
6	First Presbyterian Church	242	0	14	2	15	0	31
7	Saskatchewan Sound Stage #1 (Hamilton St Entrance)	215	0	7	0	4	0	11
8	Saskatchewan Sound Stage #3 (Hamilton St Entrance)	268	0	22	5	18	0	45
9	Quality Inn	279	1	19	2	14	0	36
10	Quality Inn	234	3	27	2	12	0	44
11	Saskatchewan Sound Stage #3 (Hamilton St Entrance)	242	1	27	2	11	0	41
12	Saskatchewan Sound Stage #3 (Hamilton St Entrance)	241	0	20	0	13	0	33
13	Saskatchewan Sound Stage #3 (Hamilton St Entrance)	240	1	19	1	12	1	33
14	Saskatchewan Sound Stage #3 (Hamilton St Entrance)	300	1	16	1	8	0	26
15	Saskatchewan Sound Stage #1 (Hamilton St Entrance)	266	1	20	0	6	0	27
16	Saskatchewan Sound Stage #1 (Hamilton St Entrance)	271	1	19	4	4	0	28
17	Saskatchewan Sound Stage #1 (Hamilton St Entrance)	220	0	19	0	11	0	30
18	First Presbyterian Church	295	2	32	5	15	0	54
19	École Connaught Community School	209	0	18	2	11	0	31
20	Holy Rosary Community School (Gym - West Entrance)	323	0	30	0	23	0	53
21	Regina Senior Citizens' Centre (Elphinstone St)	293	3	49	4	17	0	73
22	Sheldon-Williams Collegiate	332	2	56	0	31	0	89
23	Sheldon-Williams Collegiate	289	2	41	2	18	0	63
24	Sheldon-Williams Collegiate	260	0	36	0	8	0	44
25	The Crescents Elementary School (South East Rear Entrance)	277	0	49	1	29	0	79
26	The Crescents Elementary School (South East Rear Entrance)	277	0	52	1	26	0	79
27	Saskatchewan Sound Stage #1 (Hamilton St Entrance)	379	2	12	1	20	0	35

Continued on next page



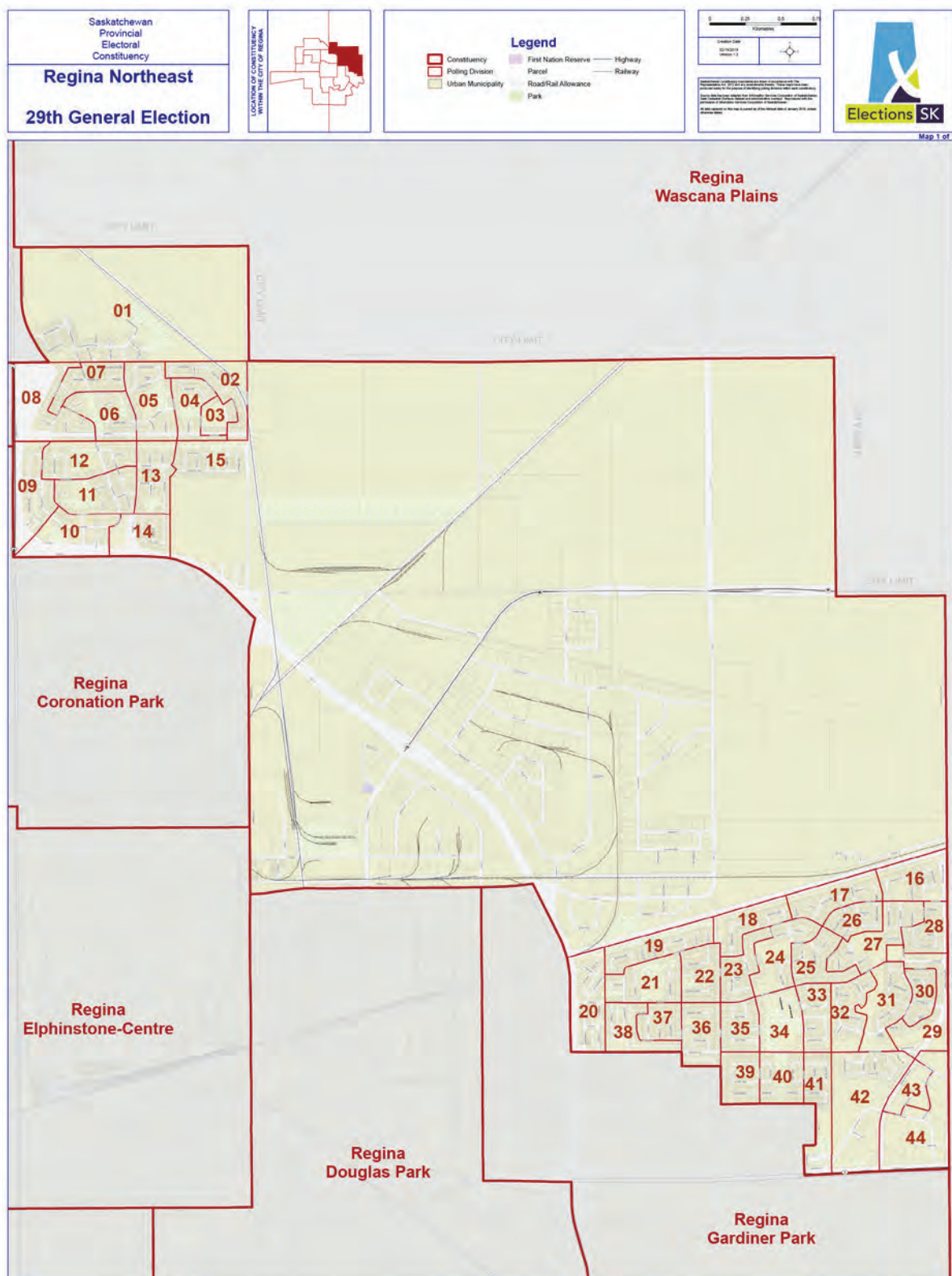


Regina Lakeview - Polling Location			Votes Cast For				Ballots	
Poll	Poll Name	Registered Voters	Bruno Sahut LIB	Carla Beck NDP	Michael Wright SGP	Megan Patterson SP	Rejected Ballots	Votes For Cands
28	Lakeview Elementary School	337	0	47	0	18	0	65
29	Lakeview Elementary School	255	0	40	0	21	0	61
30	Lakeview United Church (Welcome Centre)	277	0	41	4	16	0	61
31	Sheldon-Williams Collegiate	270	0	40	1	18	0	59
32	Grace Mennonite Church	337	0	36	1	30	0	67
33	Lakeview United Church (Macdonald Room)	326	0	37	0	17	0	54
34	Lakeview United Church (Gym)	239	1	44	1	19	0	65
35	Lakeview United Church (Gym)	221	0	22	0	10	0	32
36	Lakeview United Church (Gym)	260	0	39	1	12	0	52
37	Christ The King Parish Hall	336	3	28	3	25	0	59
38	École St. Pius X School	339	1	46	3	23	1	73
39	École St. Pius X School	325	1	44	1	37	0	83
40	Christ The King Parish Hall	320	0	48	2	22	0	72
41	Argyle Elementary School (North West Gym Entrance)	314	1	32	0	28	1	61
42	Argyle Elementary School (North West Gym Entrance)	323	1	33	4	31	1	69
43	École St. Pius X School	314	2	27	2	27	0	58
A001	Christ The King Parish Hall	-	3	446	22	327	3	798
A002	Christ The King Parish Hall	-	10	441	19	320	0	790
A003	First Presbyterian Church	-	15	426	19	177	1	637
A004	First Presbyterian Church	-	14	429	27	179	2	649
PCF	Personal Care Facilities	67	8	18	3	15	0	44
ABS	Absentee	-	0	18	3	6	3	27
VBM	Vote By Mail, Extraordinary Voting	-	16	1489	40	418	40	1,963
X-VOTE	RESULTS COMBINED WITH VBM							
HRT	Hospital, Remand and Temporarily Displaced	-	0	3	0	3	1	6
	Totals	12,268	103	4,739	202	2,194	56	7,238

	Candidate Elected - Carla Beck							
	Plurality	2,545						
	% Who Voted	59.46%						
	% By Party		1.42%	65.47%	2.79%	30.31%		



VOTE SUMMARY BY CONSTITUENCY POLLING DIVISION: REGINA NORTHEAST

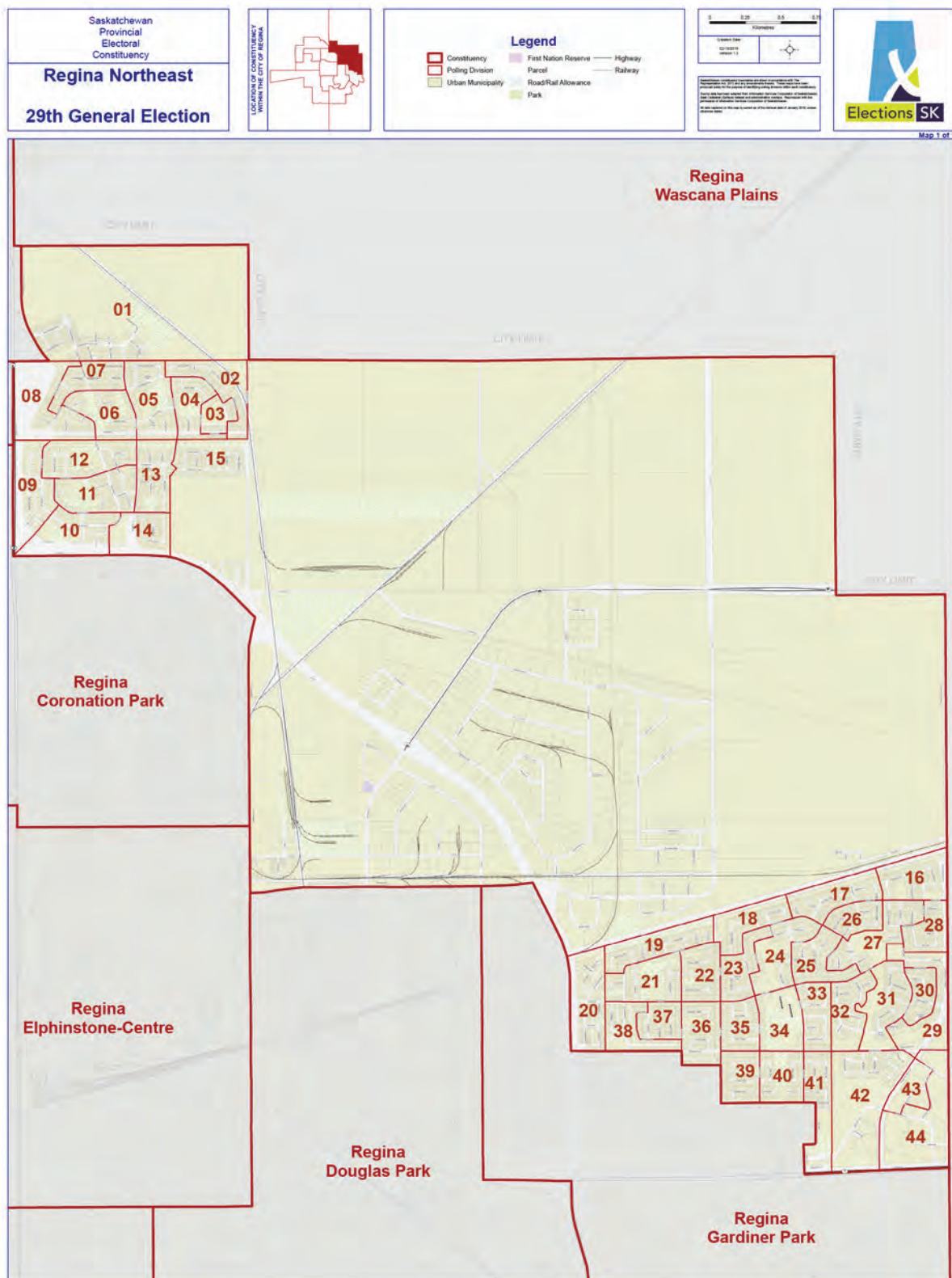


Regina Northeast - Polling Location			Votes Cast For					Ballots	
Poll	Poll Name	Registered Voters	Jeff Walters LIB	Yens Pedersen NDP	Corie Rempel PC	Anthony Majore SGP	Gary Grewal SP	Rejected Ballots	Votes For Cands
1	Ruth Pawson School (Gym - Weekes St Entrance)	265	0	31	3	1	26	0	61
2	Uplands Community Centre (Multi-Purpose Room)	311	0	18	2	0	41	0	61
3	Uplands Community Centre (Multi-Purpose Room)	259	1	20	6	1	19	0	47
4	Uplands Community Centre (Craft Room)	233	0	7	1	0	19	0	27
5	Ruth Pawson School (Gym - Weekes St Entrance)	334	2	21	2	1	26	0	52
6	St. Gregory School (Gym - North West Entrance)	249	0	17	1	0	37	0	55
7	Ruth Pawson School (Gym - Weekes St Entrance)	259	1	19	8	1	29	0	58
8	St. Gregory School (Gym - North West Entrance)	260	0	30	1	2	32	0	65
9	M.J. Coldwell School	255	0	26	4	1	31	0	62
10	M.J. Coldwell School	291	1	39	3	3	21	0	67
11	M.J. Coldwell School	317	2	41	4	0	32	0	79
12	St. Gregory School (Gym - North West Entrance)	255	0	35	1	2	40	0	78
13	St. Gregory School (Multi-Purpose Room - North West Entrance)	268	0	22	2	0	15	0	39
14	Evangelical Free Church (Main Entrance On Broad Street)	257	1	21	5	1	16	0	44
15	Evangelical Free Church (Education Room - Molloy Street Entrance)	283	0	21	3	1	27	0	52
16	Henry Braun School (Gym)	300	0	30	0	0	31	0	61
17	St. Theresa School (Gymnasium - South East Entrance)	295	2	17	1	2	27	1	49
18	Holy Child Parish	268	1	17	3	2	30	0	53
19	Holy Child Parish	281	0	33	5	2	33	0	73
20	Sonlight Christian Reformed Church (Basement)	296	2	24	1	2	22	0	51
21	Holy Child Parish	353	0	34	0	1	29	0	64
22	Holy Child Parish	287	3	39	1	2	28	0	73
23	Glencairn Neighbourhood Recreation Centre (Gym)	310	1	17	1	5	24	0	48
24	St. Theresa School (Gymnasium - South East Entrance)	265	1	12	0	1	17	0	31
25	St. Theresa School (Gymnasium - South East Entrance)	362	3	41	3	5	35	1	87
26	St. Theresa School (Multi-Purpose Room - South East Entrance)	259	0	25	1	0	21	0	47
27	Henry Braun School (Gym)	360	1	25	6	3	46	0	81
28	Henry Braun School (Gym)	257	0	28	1	0	41	0	70
29	Henry Braun School (Corridor)	388	1	21	4	3	34	1	63
30	Henry Braun School (Music Room)	253	1	10	1	3	25	0	40

Continued on next page



REGINA NORTHEAST (CONTINUED)

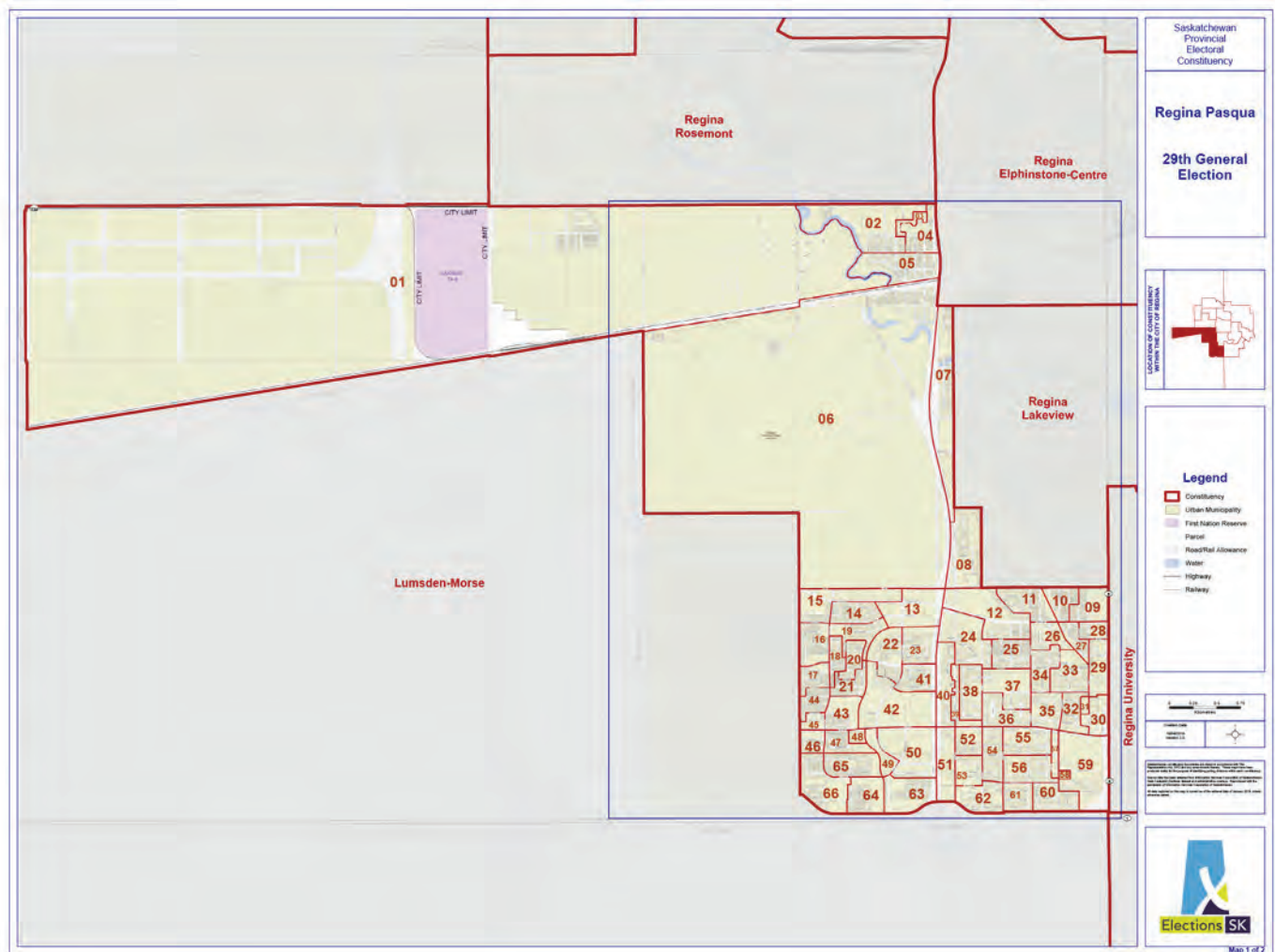


Regina Northeast - Polling Location			Votes Cast For					Ballots	
Poll	Poll Name	Registered Voters	Jeff Walters LIB	Yens Pedersen NDP	Corie Rempel PC	Anthony Majore SGP	Gary Grewal SP	Rejected Ballots	Votes For Cands
31	Judge Bryant School (Gym - Dewdney Ave Entrance)	322	0	25	0	1	45	0	71
32	Judge Bryant School (Gym - Dewdney Ave Entrance)	307	0	17	3	0	36	0	56
33	Judge Bryant School (Library - Dewdney Ave Entrance)	280	2	19	2	2	19	0	44
34	Judge Bryant School (Community Room - Dewdney Ave Entrance)	206	0	23	3	0	8	0	34
35	Glencairn Neighbourhood Recreation Centre (Gym)	269	0	34	4	1	22	0	61
36	Glencairn Neighbourhood Recreation Centre (Gym)	314	2	27	4	6	28	0	67
37	Sonlight Christian Reformed Church (Sanctuary)	257	6	45	0	2	24	1	77
38	Sonlight Christian Reformed Church (Sanctuary)	343	2	34	4	3	33	1	76
39	Glencairn Neighbourhood Recreation Centre (Large Meeting Room)	292	2	13	5	3	17	0	40
40	Glencairn Neighbourhood Recreation Centre (Large Meeting Room)	305	0	23	3	0	27	0	53
41	Glencairn Neighbourhood Recreation Centre (Small Meeting Room)	370	1	42	1	0	16	0	60
42	Ahmadiyya Muslim Mosque (Mens Prayer Room - Neville Dr Entrance)	342	0	21	0	0	30	0	51
43	Ahmadiyya Muslim Mosque (Ladies Prayer Room - Eastgate Dr Entrance)	302	0	26	2	1	27	0	56
44	Ahmadiyya Muslim Mosque (Library - Neville Dr Entrance)	340	0	32	2	0	32	0	66
A001	Glencairn Neighbourhood Recreation Centre	-	10	235	19	9	337	1	610
A002	Glencairn Neighbourhood Recreation Centre	-	14	251	16	10	327	1	618
A003	Holy Child Parish	-	9	256	28	14	353	2	660
A004	Holy Child Parish	-	3	257	21	10	345	0	636
A005	Uplands Community Centre	-	7	256	30	6	328	1	627
A006	Uplands Community Centre	-	7	240	21	8	324	0	600
ABS	RESULTS COMBINED WITH VBM								
VBM	Vote By Mail, Absentee	-	14	639	29	14	473	21	1,169
HRT	Hospital, Remand and Temporarily Displaced	-	0	3	1	0	4	2	8
	Totals	12,879	103	3,259	272	135	3,709	33	7,478

	Candidate Elected - Gary Grewal								
	Plurality	450							
	% Who Voted	58.32%							
	% By Party		1.38%	43.58%	3.64%	1.81%	49.60%		



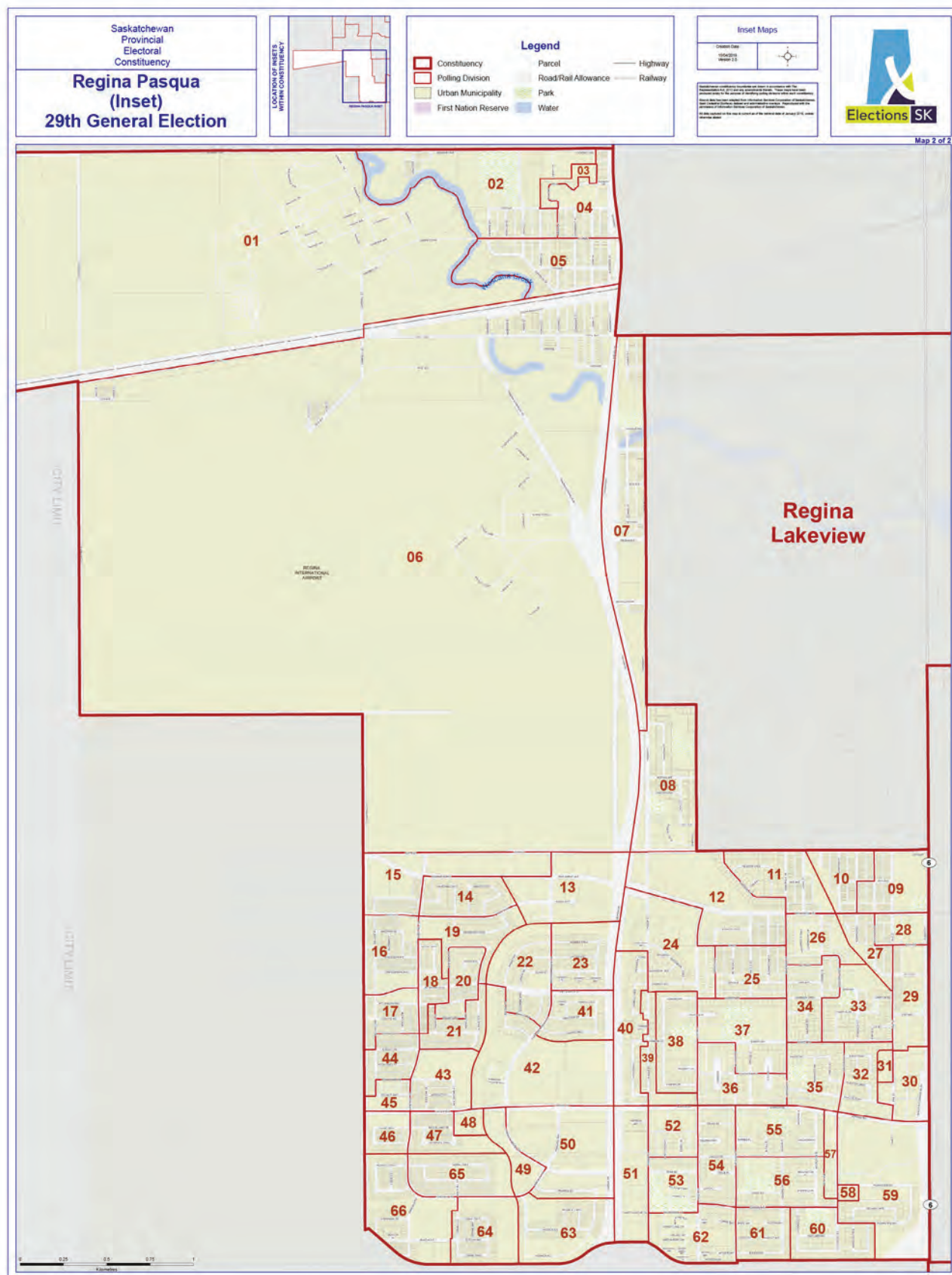
VOTE SUMMARY BY CONSTITUENCY POLLING DIVISION: REGINA PASQUA



Regina Pasqua - Polling Location			Votes Cast For				Ballots	
Poll	Poll Name	Registered Voters	Bhajan Brar NDP	Harry Frank PC	Heather Lau SGP	Muhammad Fiaz SP	Rejected Ballots	Votes For Cands
1	Evraz - Banner Hall	564	45	2	1	48	1	96
2	Christ Lutheran Church (Fellowship Hall)	269	31	5	6	26	0	68
3	Regina Village	79	3	1	2	3	0	9
4	Regina Village	352	68	11	11	43	0	133
5	Christ Lutheran Church (Fellowship Hall)	376	42	4	4	29	1	79
6	Saskatchewan Express (Concert Hall)	98	7	2	1	12	0	22
7	Saskatchewan Express (Concert Hall)	307	38	2	6	33	0	79
8	St. Mark's Evangelical Lutheran Church (Fellowship Hall - North Entrance)	336	40	6	8	46	1	100
9	The Royal Hotel (East/Rear Entrance)	240	15	3	7	6	0	31
10	South Leisure Centre (Gym)	269	23	2	1	14	4	40
11	Evraz (Banner Hall)	339	18	0	2	12	0	32
12	St. Mark's Evangelical Lutheran Church (Fellowship Hall - North Entrance)	270	27	1	3	20	0	51
13	Evraz (Banner Hall)	279	19	0	1	7	0	27
14	The Williston at Harbour Landing	359	31	1	1	34	0	67
15	The Williston at Harbour Landing	462	32	2	3	23	0	60
16	St. Kateri Tekakwitha School (Community Entrance)	345	27	3	2	33	0	65
17	St. Kateri Tekakwitha School (Community Entrance)	339	30	0	2	19	2	51
18	St. Kateri Tekakwitha School (Community Entrance)	251	30	6	3	16	0	55
19	Evraz (Banner Hall)	276	13	1	0	14	1	28
20	St. Kateri Tekakwitha School (Community Entrance)	219	21	1	3	23	0	48
21	École Harbour Landing Elementary School	310	22	1	0	26	0	49
22	Evraz (Banner Hall)	299	11	1	0	15	0	27
23	Evraz (Banner Hall)	299	16	0	1	9	0	26
24	Parliament Community Church (Coffee Lounge - West Entrance)	252	19	1	2	13	0	35
25	South Leisure Centre (Gym)	295	27	5	2	25	0	59
26	Deshaye Catholic School (South West Entrance)	211	12	2	1	24	0	39
27	Deshaye Catholic School (South West Entrance)	181	30	3	2	11	0	46
28	The Royal Hotel (East/Rear Entrance)	252	10	2	5	9	1	26

Continued on next page



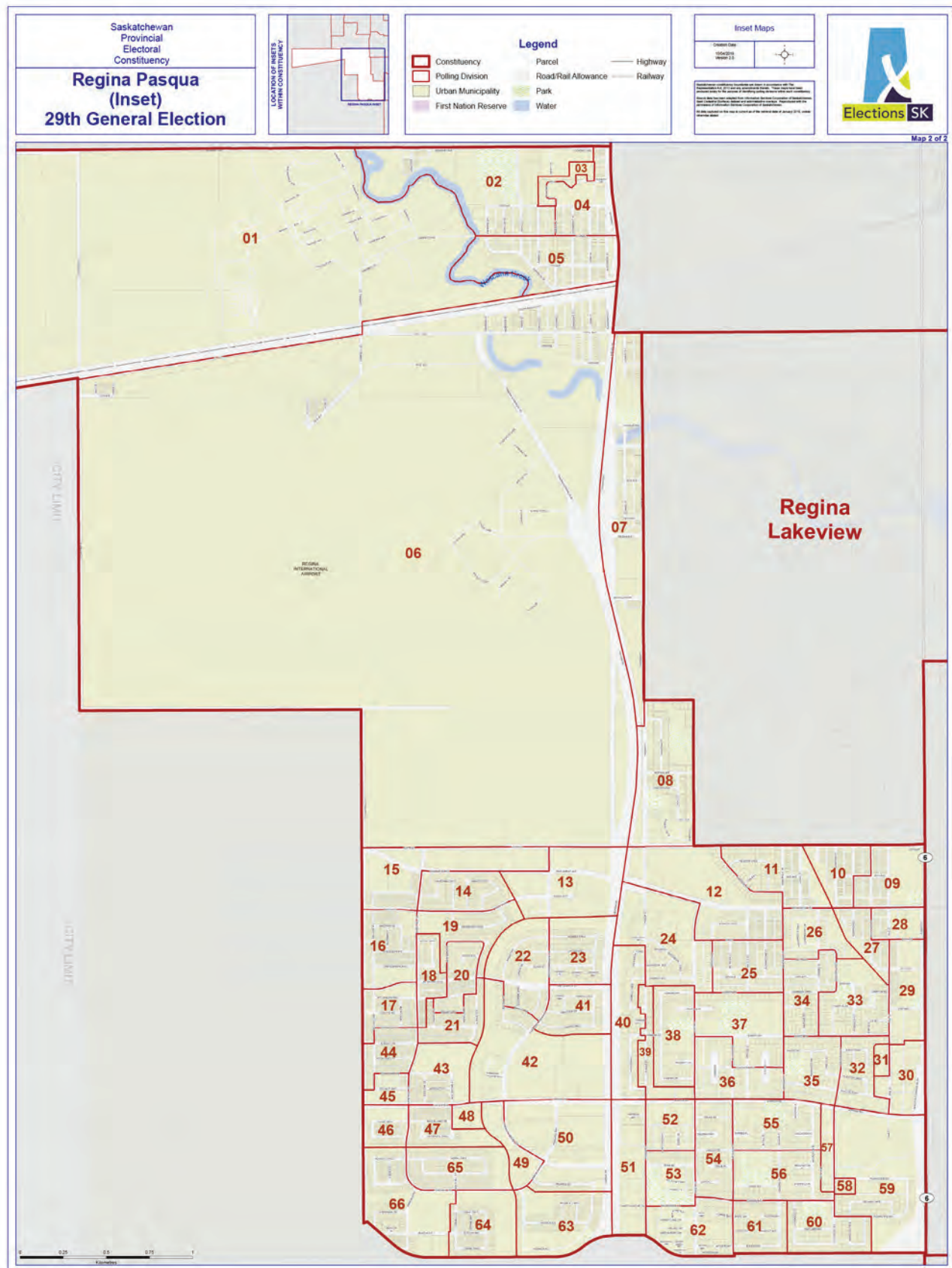


Regina Pasqua - Polling Location			Votes Cast For				Ballots	
Poll	Poll Name	Registered Voters	Bhajan Brar NDP	Harry Frank PC	Heather Lau SGP	Muhammad Fiaz SP	Rejected Ballots	Votes For Cands
29	The Royal Hotel (East/Rear Entrance)	206	19	3	5	11	0	38
30/31	South Leisure Centre (Gym) / South Leisure Centre (Gym)	250	8	3	3	10	0	24
32	Sunset United Church (Sanctuary - North West Entrance)	372	35	2	9	26	0	72
33	Deshaye Catholic School (South West Entrance)	257	41	0	0	30	0	71
34	South Leisure Centre (Gym)	270	28	1	5	31	0	65
35	Sunset United Church (Sanctuary - North West Entrance)	268	27	3	2	24	0	56
36	Sunset United Church (Sanctuary - North West Entrance)	265	24	5	0	17	0	46
37	South Leisure Centre (Gym)	190	15	1	1	10	0	27
38	Ethel Milliken School	277	26	3	2	33	0	64
39	Ethel Milliken School	274	28	6	1	22	3	57
40	Ethel Milliken School	236	7	0	2	12	0	21
41	Evrax (Banner Hall)	282	9	0	0	25	0	34
42	Evrax (Banner Hall)	287	14	0	0	10	0	24
43	École Harbour Landing Elementary School	313	26	6	2	32	0	66
44	École Harbour Landing Elementary School	231	31	1	2	23	0	57
45	École Harbour Landing Elementary School	235	23	2	2	23	0	50
46	Parliament Community Church (Gym - South Entrance)	249	13	4	1	17	0	35
47	Parliament Community Church (Gym - South Entrance)	268	22	3	2	29	0	56
48	Evrax (Banner Hall)	241	6	1	0	4	0	11
49	Southland Mall (Northwest Entrance)	251	13	4	0	15	0	32
50	Home Inn	225	21	3	5	10	1	39
51	Dr. A.E. Perry School	291	5	1	2	13	0	21
52	Ethel Milliken School	248	16	2	2	29	0	49
53	South Leisure Centre (Art Room)	312	23	3	1	16	0	43
54	Sunset United Church (East Room)	306	19	3	1	30	0	53
55	Dr. A.E. Perry School	265	18	1	0	28	0	47
56	Dr. A.E. Perry School	256	21	1	3	25	0	50
57	Southland Mall (North West Entrance)	298	30	11	3	16	0	60
58	Southland Mall (North West Entrance)	119	11	3	2	6	0	22

Continued on next page



REGINA PASQUA (CONTINUED)

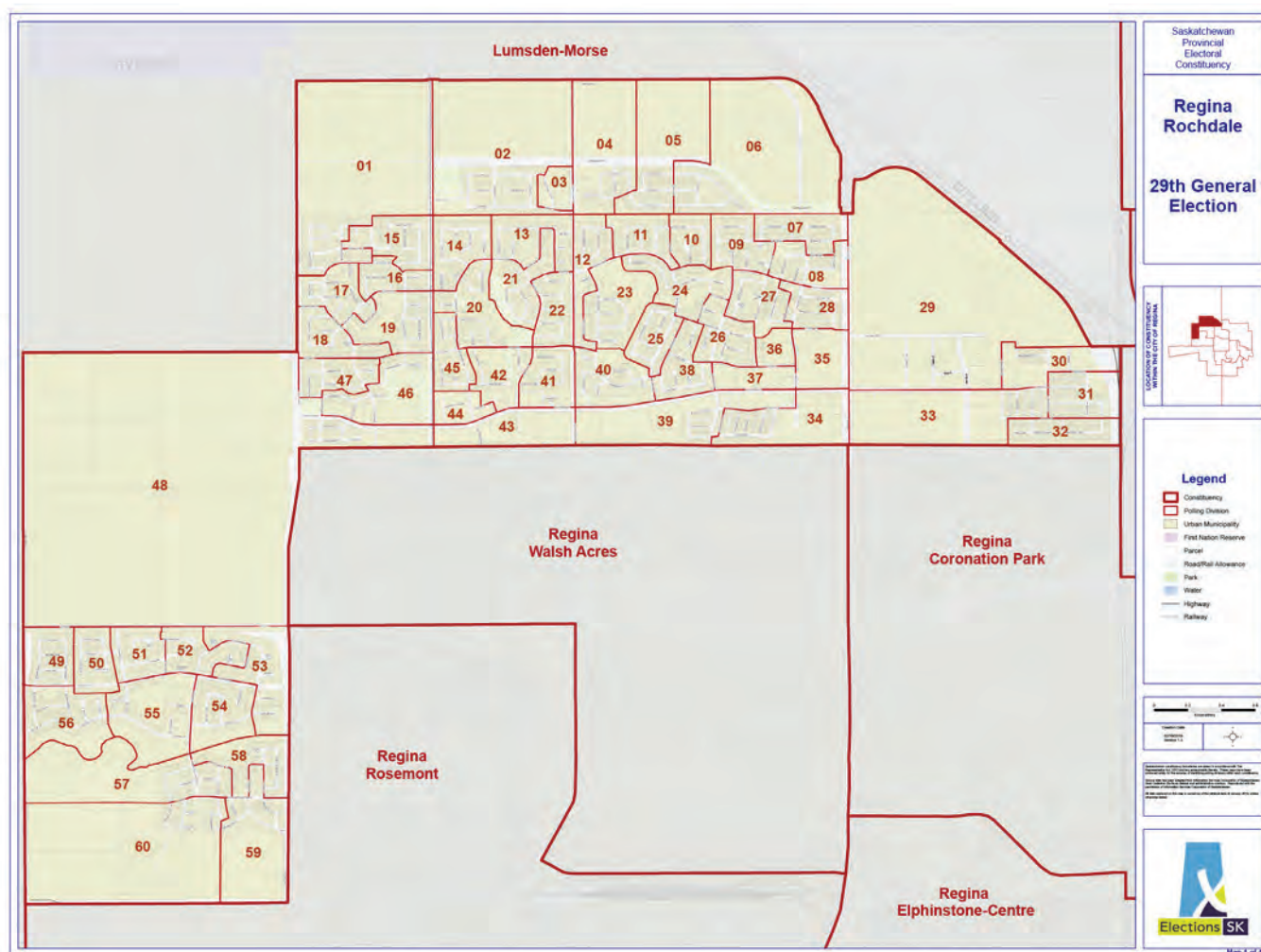


Regina Pasqua - Polling Location			Votes Cast For				Ballots	
Poll	Poll Name	Registered Voters	Bhajan Brar NDP	Harry Frank PC	Heather Lau SGP	Muhammad Fiaz SP	Rejected Ballots	Votes For Cands
59	Southland Mall (North West Entrance)	304	24	5	5	19	0	53
60	Southland Mall (North West Entrance)	261	27	3	0	34	0	64
61	Dr. A.E. Perry School	305	30	1	2	35	0	68
62	South Leisure Centre (Multi-Purpose Room)	288	10	4	1	18	0	33
63	Days Inn	279	45	0	1	31	0	77
64	Parliament Community Church (Sanctuary - West Entrance)	269	19	0	1	20	0	40
65	Parliament Community Church (Sanctuary - West Entrance)	414	43	2	2	26	1	73
66	Parliament Community Church (Sanctuary - West Entrance)	407	30	4	2	30	0	66
A001	Parliament Community Church (Gym - South Entrance)	-	255	38	25	314	2	632
A002	Parliament Community Church (Gym - South Entrance)	-	256	33	36	282	2	607
A003	The Williston at Harbour Landing	-	277	23	29	457	3	786
A004	The Williston at Harbour Landing	-	345	26	30	573	4	974
A005	Sunset United Church (Sanctuary)	-	231	23	20	329	3	603
A006	Sunset United Church (Sanctuary)	-	258	37	25	378	3	698
PCF	Personal Care Facilities	687	68	39	39	65	7	211
ABS	Absentee	-	5	0	0	3	2	8
VBM	Vote By Mail	-	1322	26	52	1002	68	2,402
HRT	Hospital, Remand and Temporarily Displaced	-	4	0	1	5	1	10
Totals		18,884	4,535	408	409	4,791	111	10,143

	Candidate Elected - Muhammad Fiaz							
	Plurality	256						
	% Who Voted	54.30%						
	% By Party		44.71%	4.02%	4.03%	47.23%		



VOTE SUMMARY BY CONSTITUENCY POLLING DIVISION: REGINA ROCHDALE

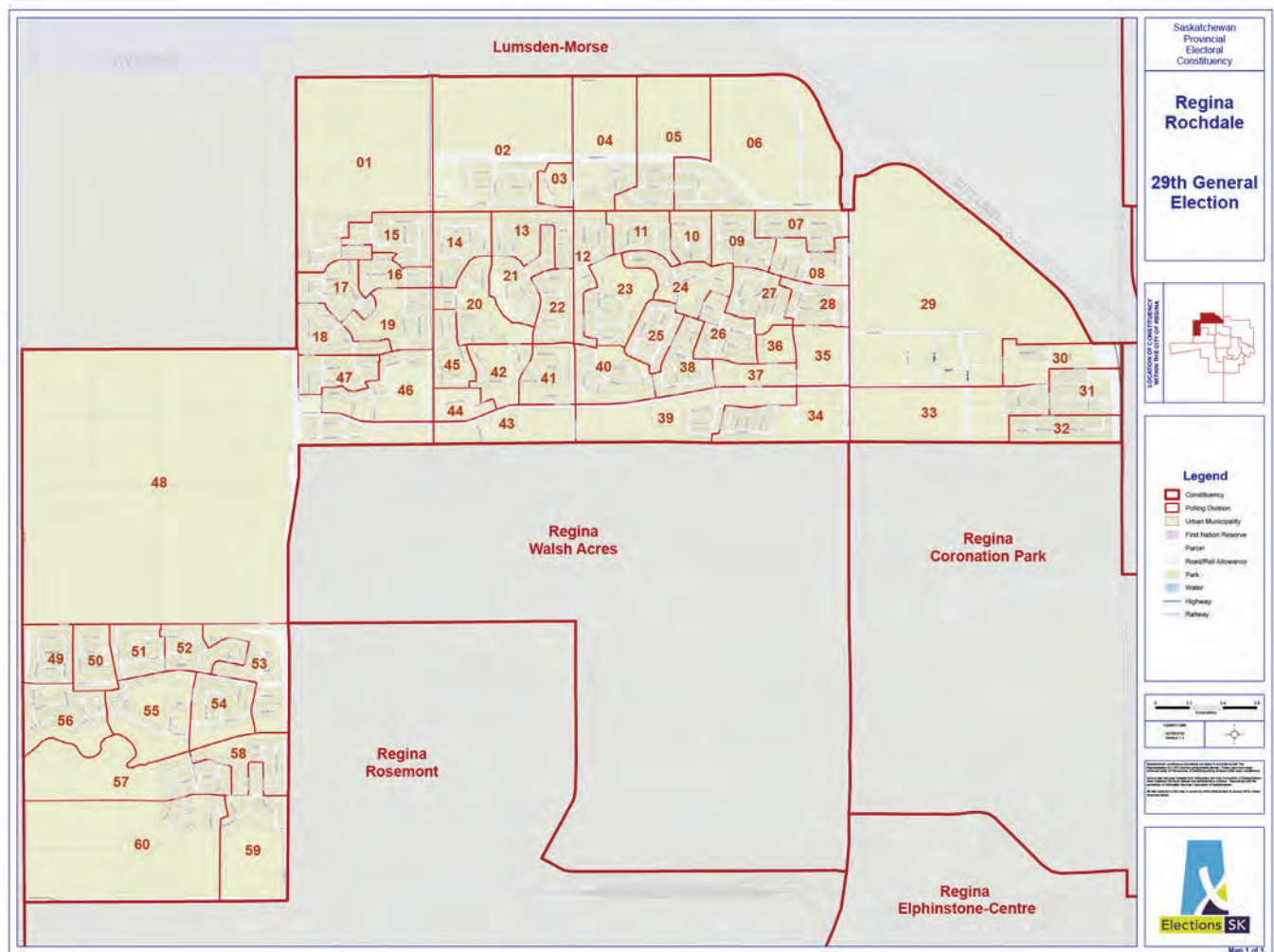


Regina Rochdale - Polling Location			Votes Cast For				Ballots	
Poll	Poll Name	Registered Voters	Brett Estey	Murray Morhart	Sarah Risk	Laura Ross	Rejected Ballots	Votes For Cands
			NDP	PC	SGP	SP		
1	Northwest Leisure Centre (Meeting Room #1 - Main Entrance)	224	17	2	1	23	0	43
2	Northwest Leisure Centre (Meeting Room #1 - Main Entrance)	284	21	1	0	43	0	65
3	Northwest Leisure Centre (Meeting Room #1 - Main Entrance)	284	15	2	1	18	0	36
4	Capital Ford Showroom (North Building)	275	6	1	0	31	0	38
5	Capital Buick GMC Showroom (South Building)	243	17	1	1	27	1	46
6	Capital Buick GMC Showroom (South Building)	272	31	1	0	35	0	67
7	Capital Buick GMC Showroom (South Building)	304	25	1	0	33	1	59
8	Capital Buick GMC Showroom (South Building)	308	22	3	0	42	0	67
9	Holy Family Parish (Hall)	344	37	0	0	33	0	70
10	Holy Family Parish (Hall)	265	23	1	2	29	0	55
11	Holy Family Parish (Lower Meeting Room)	295	26	0	2	25	0	53
12	Holy Family Parish (Upper Meeting Room - North Entrance)	298	12	0	1	34	0	47
13	Northwest Leisure Centre (Gym - West Entrance)	285	21	0	2	22	0	45
14	Northwest Leisure Centre (Gym - West Entrance)	305	24	3	4	30	0	61
15	St. Angela Merici School (Gym)	271	25	5	1	56	0	87
16	St. Angela Merici School (Gym)	207	21	4	0	29	0	54
17	St. Angela Merici School (Multi-Purpose Room)	281	23	3	1	27	0	54
18	Rosewood Park Alliance Church (Gym)	287	23	4	1	16	0	44
19	Rosewood Park Alliance Church (Gym)	285	26	2	1	34	0	63
20	MacNeill Elementary School (Gym)	279	20	1	1	47	0	69
21	MacNeill Elementary School (Gym)	262	23	0	2	41	0	66
22	MacNeill Elementary School (Art Room)	239	26	0	1	27	0	54
23	Michael A. Riffel High School (Commons)	282	12	1	1	32	0	46
24	Michael A. Riffel High School (Commons)	285	20	2	3	34	0	59
25	Michael A. Riffel High School (Gym)	269	22	3	1	25	0	51
26	Michael A. Riffel High School (Gym)	320	18	2	1	45	0	66
27	Michael A. Riffel High School (Gym)	322	39	0	1	36	0	76
28	Michael A. Riffel High School (Gym)	266	25	0	0	22	1	47
29	Capital Buick GMC Showroom (South Building)	263	17	2	2	3	0	24
30	Capital Buick GMC Showroom (South Building)	363	28	4	1	25	0	58
31	St. Timothy School	294	47	4	0	23	0	74
32	St. Timothy School	272	32	1	6	32	1	71
33	St. Timothy School	270	33	4	1	36	0	74
34	Winston Knoll Collegiate (Commons)	312	27	2	2	22	0	53
35	Winston Knoll Collegiate (Commons)	220	14	1	0	13	0	28
36	Winston Knoll Collegiate (Gym)	315	31	7	0	18	0	56
37	Winston Knoll Collegiate (Gym)	364	31	2	6	30	0	69
38	Winston Knoll Collegiate (Gym)	322	24	1	1	34	0	60
39	Winston Knoll Collegiate (Gym)	345	28	2	0	20	0	50
40	Winston Knoll Collegiate (Theatre)	260	16	4	3	32	0	55
41	St. Nicholas Community School (Annex Room)	252	22	2	1	21	0	46

Continued on next page



REGINA ROCHDALE (CONTINUED)

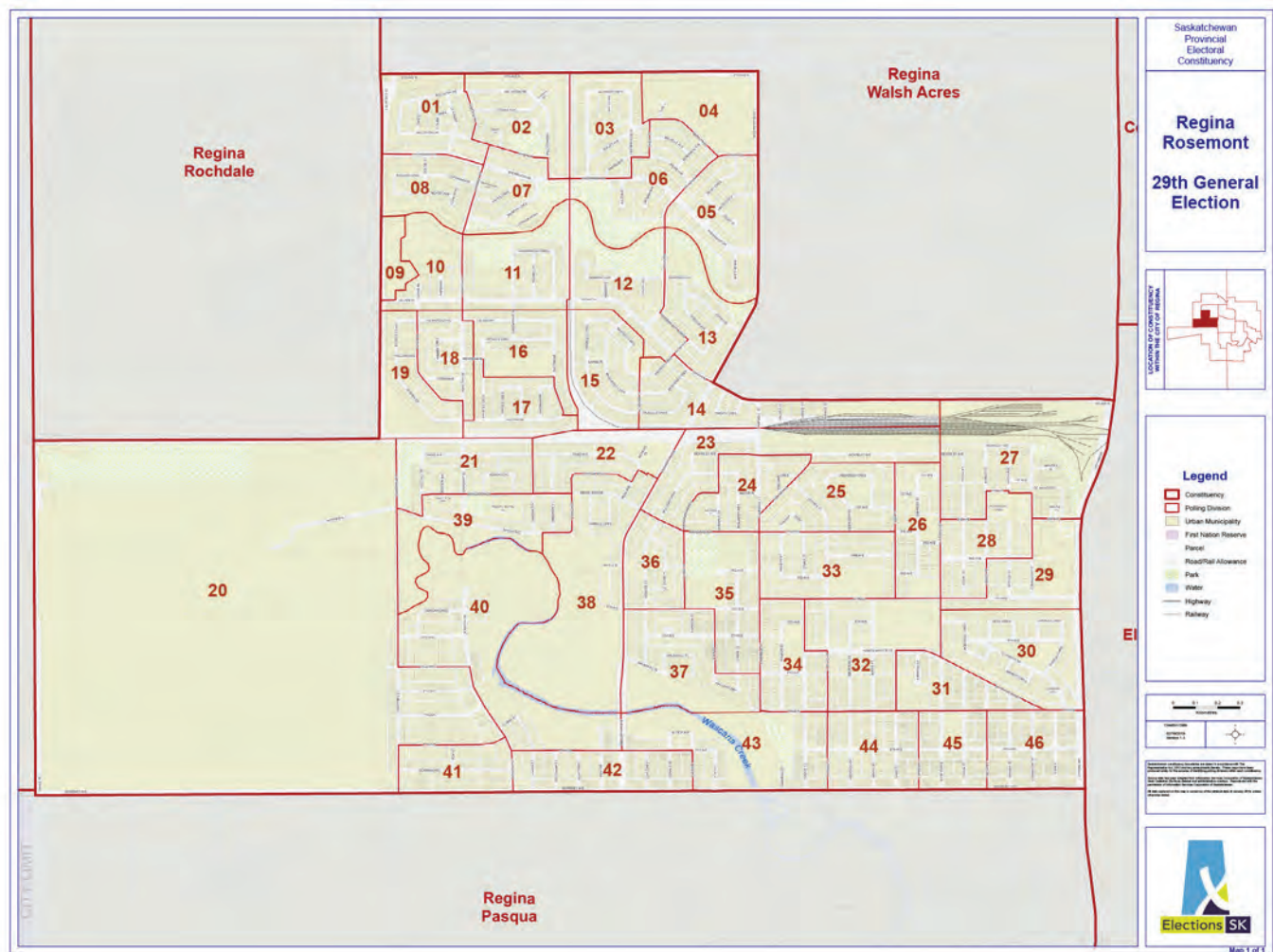


Regina Rochdale - Polling Location			Votes Cast For				Ballots	
Poll	Poll Name	Registered Voters	Brett Estey NDP	Murray Morhart PC	Sarah Risk SGP	Laura Ross SP	Rejected Ballots	Votes For Cands
42	Plainsview Elementary School (Mini Gym)	283	17	1	2	20	0	40
43	Heritage United Church (Meeting Room #2)	243	14	3	0	8	1	25
44	Heritage United Church (Sanctuary)	291	17	2	2	12	0	33
45	Heritage United Church (Sanctuary)	257	14	1	3	26	0	44
46	Heritage United Church (Sanctuary)	318	24	4	3	28	0	59
47	Plainsview Elementary School (Mini Gym)	294	24	0	1	19	0	44
48	Plainsview Elementary School (Gym)	312	16	4	3	28	0	51
49	Plainsview Elementary School (Gym)	338	26	2	1	26	0	55
50	Plainsview Elementary School (Gym)	286	9	4	2	26	0	41
51	Plainsview Elementary School (Gym)	258	12	0	1	15	0	28
52	St. Nicholas School (Gym - North Entrance)	251	7	1	0	23	0	31
53	St. Nicholas School (Gym - North Entrance)	282	11	3	2	18	0	34
54	St. Nicholas School (Gym - North Entrance)	275	5	5	0	19	0	29
55	St. Nicholas School (Gym - North Entrance)	282	15	1	2	14	0	32
56	St. Nicholas School (Community Room)	367	22	0	3	32	0	57
57	Westhill Park Baptist Church (Main Entrance)	290	19	2	1	43	1	65
58	Westhill Park Baptist Church (Meeting Room - Main Entrance)	301	19	2	3	35	0	59
59	Westhill Park Baptist Church (West Entrance)	259	24	3	5	33	0	65
60	Westhill Park Baptist Church (West Entrance)	225	15	2	0	29	1	46
A001	Westhill Park Baptist Church (West Entrance)	-	201	20	12	420	2	653
A002	Westhill Park Baptist Church (West Entrance)	-	226	16	9	392	0	643
A003	Rosewood Park Alliance Church (Gym)	-	201	21	12	422	1	656
A004	Rosewood Park Alliance Church (Gym)	-	213	17	5	422	0	657
A005	Northwest Leisure Centre (Gym - Main Entrance)	-	244	31	14	396	5	685
A006	Northwest Leisure Centre (Gym - Main Entrance)	-	252	21	11	417	0	701
A007	Holy Family Parish (Hall)	-	212	22	7	300	2	541
A008	Holy Family Parish (Hall)	-	204	19	17	349	0	589
PCF	Personal Care Facilities	17	6	1	1	5	0	13
ABS	Absentee	-	11	3	2	28	2	44
VBM	Vote By Mail, Hospital, Remand and Temporarily Displaced	-	1090	27	33	1171	59	2,321
HRT	RESULTS COMBINED WITH VBM							
	Totals	17,122	4,140	317	209	5,981	78	10,647

	Candidate Elected - Laura Ross						
	Plurality	1,841					
	% Who Voted	62.64%					
	% By Party		38.88%	2.98%	1.96%	56.18%	



VOTE SUMMARY BY CONSTITUENCY POLLING DIVISION: REGINA ROSEMONT

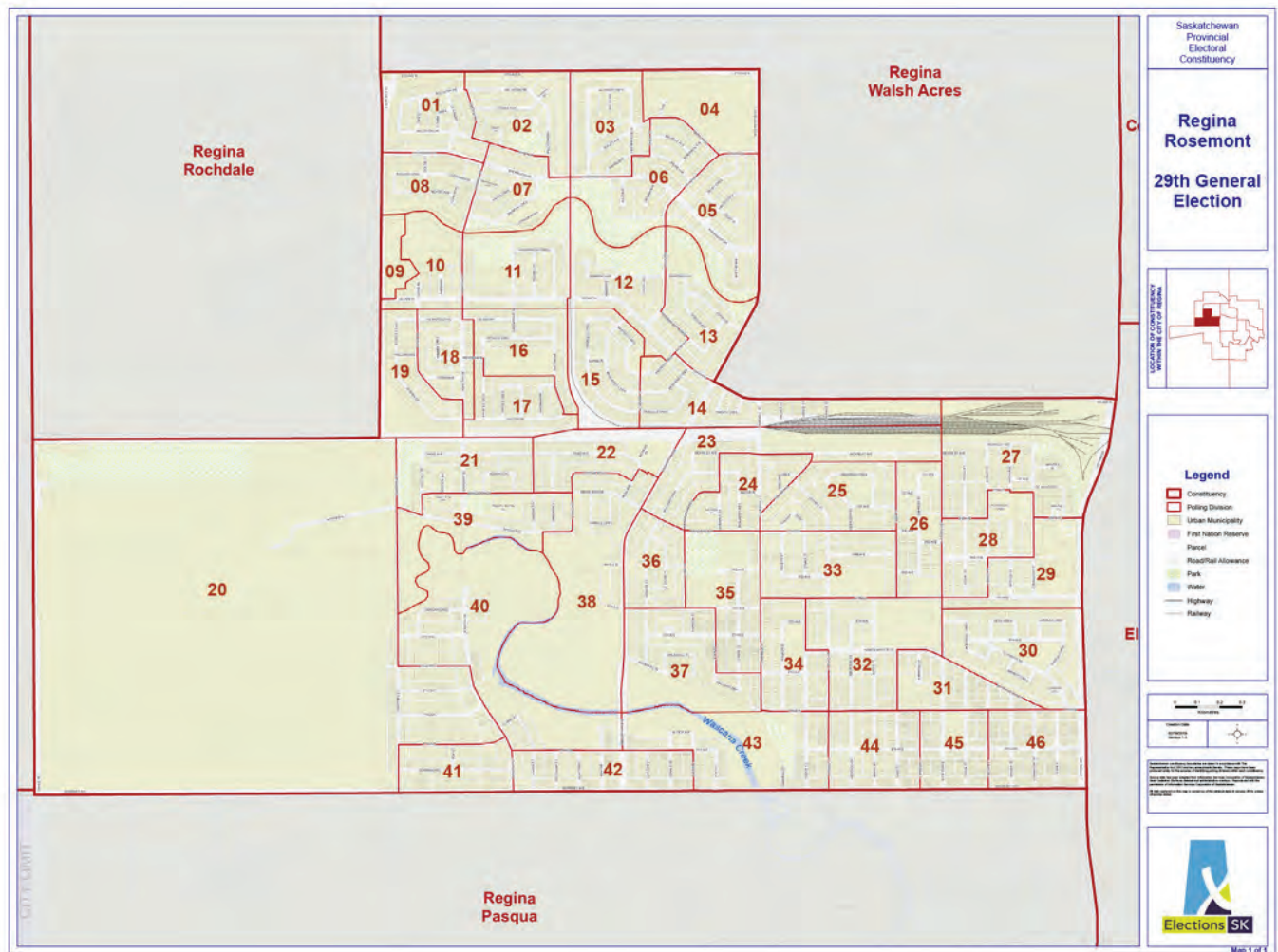


Regina Rosemont - Polling Location			Votes Cast For				Ballots	
Poll	Poll Name	Registered Voters	Trent Wotherspoon	Chris McCulloch	James Park	Alex Nau	Rejected Ballots	Votes For Cands
			NDP	PC	SGP	SP		
1	Church of the Nazarene Prairie View (Multipurpose Room)	267	15	3	0	12	0	30
2	St. Josaphat School	264	26	4	0	16	0	46
3	Ruth M Buck School	316	28	6	0	34	0	68
4	St. Joan of Arc School	285	27	2	1	10	1	40
5	St. Joan of Arc School	322	23	2	3	26	0	54
6	Ruth M Buck School	289	28	5	5	31	0	69
7	St. Josaphat School	279	34	1	1	15	0	51
8	Church of the Nazarene Prairie View (Sanctuary)	225	12	2	1	20	0	35
9	Mclurg School (Main Gym)	250	21	1	1	5	0	28
10	Church of the Nazarene Prairie View (Sanctuary)	271	37	1	3	15	0	56
11	St. Josaphat School	284	34	1	0	25	1	60
12	Ruth M Buck School	289	40	7	3	37	0	87
13	St. Joan of Arc School	255	37	4	3	34	0	78
14	St. Joan of Arc School	255	46	4	1	21	0	72
15	St. Josaphat School	316	56	5	1	26	0	88
16	Mclurg School (Main Gym)	270	44	4	2	25	0	75
17	Mclurg School (Main Gym)	343	73	4	5	28	0	110
18	Mclurg School (Main Gym)	247	26	3	1	14	0	44
19	Mclurg School (Mini-Gym)	226	15	1	1	13	1	30
20	Dieppe School (Main Entrance)	333	60	6	1	36	0	103
21	Mclurg School (Band Room)	289	54	3	1	26	0	84
22	St. Francis School	319	29	0	1	14	0	44
23	St. Francis School	277	51	5	2	24	1	82
24	St. Francis School	267	62	3	7	31	0	103
25	Rosemont Community School	271	33	1	2	30	1	66
26	Martin Collegiate (Auditorium - East Door)	325	24	3	1	17	0	45
27	Martin Collegiate (Auditorium - East Door)	371	56	4	1	19	0	80
28	Martin Collegiate (Canteen - South Door)	273	30	1	2	12	0	45
29	Martin Collegiate (Gym - South Door)	234	24	1	1	14	0	40
30	St. James Anglican Church	284	46	2	1	16	1	65
31	St. James Anglican Church	312	50	2	3	23	1	78
32	St. James Anglican Church	361	32	2	4	30	0	68

Continued on next page



REGINA ROSEMONT (CONTINUED)



Regina Rosemont - Polling Location			Votes Cast For				Ballots	
Poll	Poll Name	Registered Voters	Trent Wotherspoon	Chris McCulloch	James Park	Alex Nau	Rejected Ballots	Votes For Cands
			NDP	PC	SGP	SP		
33	Rosemont Community School	348	59	6	2	33	0	100
34	Walker School	252	27	4	2	17	0	50
35	Martin Collegiate (Gym - South Door)	220	23	3	0	23	0	49
36	Martin Collegiate (Gym - South Door)	267	35	5	3	32	0	75
37	Martin Collegiate (Gym - South Door)	344	34	5	0	28	0	67
38	St. Francis School	266	33	4	1	18	0	56
39	Mclurg School (Mini Gym)	290	36	2	1	14	0	53
40	Dieppe School (Main Entrance)	249	43	7	1	25	2	76
41	Dieppe School (Main Entrance)	303	53	6	2	22	1	83
42	Dieppe School (Main Entrance)	336	53	7	3	33	0	96
43	Walker School	279	42	4	4	20	0	70
44	St. Cecilia Church	345	42	2	4	12	0	60
45	St. Cecilia Church	290	45	3	3	21	0	72
46	St. Cecilia Church	371	58	1	5	19	1	83
A001	St. James Anglican Church	-	364	32	10	211	1	617
A002	St. James Anglican Church	-	392	29	18	209	1	648
A003	Church of the Nazarene Prairie View	-	408	26	13	362	1	809
A004	Church of the Nazarene Prairie View	-	409	35	14	345	6	803
PCF	Personal Care Facilities	72	10	4	1	14	0	29
ABS	Absentee	-	5	1	1	2	2	9
VBM	Vote By Mail, Extraordinary Voting	-	742	16	19	363	49	1,140
X-VOTE	RESULTS COMBINED WITH VBM							
HRT	Hospital, Remand and Temporarily Displaced	-	8	0	2	0	4	10
Totals		13,401	4,094	295	168	2,522	75	7,079

	Candidate Elected - Trent Wotherspoon							
	Plurality	1,572						
	% Who Voted	53.38%						
	% By Party		57.83%	4.17%	2.37%	35.63%		



Regina Lakeview

Regina Douglas Park

Regina Gardiner Park

Regina Wascana Plains

Regina Wascana

Wascana Lake

Legend

- Constituency
- Polling District
- Urban Municipality
- Water
- Highway
- Railway

Scale

0 0.5 1.0 1.5 2.0

Locator Map

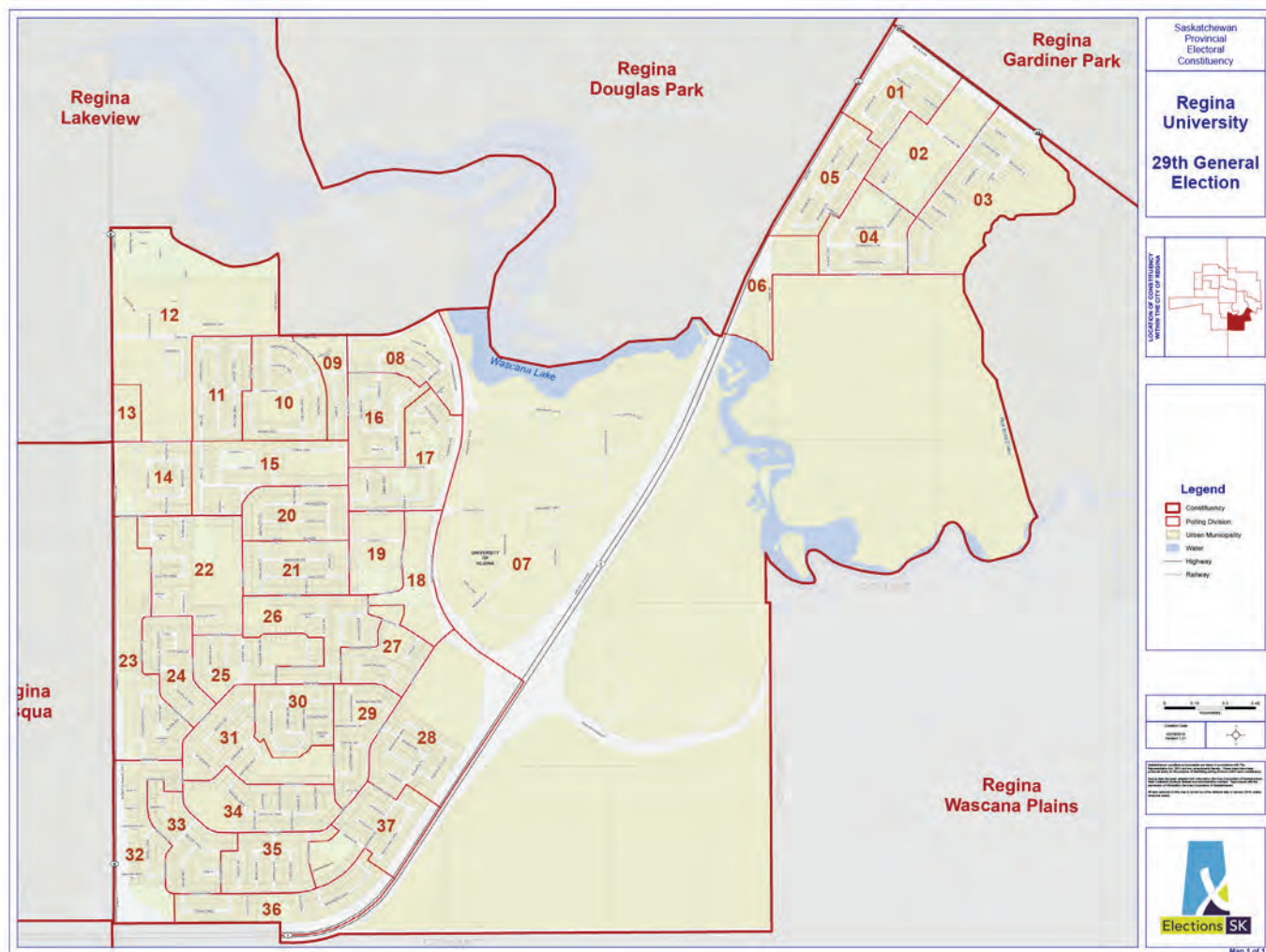
29th General Election

Electons SK

Regina University - Polling Location			Votes Cast For				Ballots	
Poll	Poll Name	Registered Voters	Aleana Young NDP	Debbie Knill PC	Tanner Wallace SGP	Tina Beaudry-Mellor SP	Rejected Ballots	Votes For Cands
1	St. Dominic Savio School	310	35	2	2	33	0	72
2	St. Dominic Savio School	303	33	4	3	33	0	73
3	Wilfred Hunt School	358	18	1	2	35	0	56
4	Wilfred Hunt School	311	29	0	1	38	0	68
5	Regina Apostolic Church	324	26	2	0	35	0	63
6	Regina Apostolic Church	329	13	2	3	30	0	48
7	Wesley United Church	83	7	1	0	2	0	10
8	Good Shepherd Lutheran Church	306	36	1	2	19	1	58
9	Marion Mcveety School	328	22	2	2	33	0	59
10	Marion Mcveety School	337	34	0	4	35	0	73
11	Dr. Martin Leboldus High School	333	32	4	2	30	0	68
12	Dr. Martin Leboldus High School	130	6	1	0	12	0	19
13	Dr. Martin Leboldus High School	358	8	2	0	15	0	25
14	Dr. Martin Leboldus High School	268	35	0	2	19	0	56
15	St Anne's Parish (Hall)	277	18	0	2	23	0	43
16	Good Shepherd Lutheran Church	260	31	3	0	23	0	57
17	Wesley United Church	289	29	1	7	29	0	66
18	All Saints Anglican Church	340	27	2	2	23	0	54
19	École Massey School	315	26	0	2	10	0	38
20	St Anne's Parish (Hall)	285	19	0	0	10	0	29
21	École Massey School	265	17	3	1	22	0	43
22	Campbell Collegiate (Gym)	317	15	1	3	20	2	39
23	Campbell Collegiate (Gym)	323	23	1	3	20	0	47
24	Campbell Collegiate (Auditorium)	266	32	1	3	21	0	57
25	Campbell Collegiate (Auditorium)	251	13	0	0	18	0	31
26	All Saints Anglican Church	338	27	1	4	35	0	67
27	St. Matthew School	267	24	0	2	23	0	49
28	St. Matthew School	301	33	2	4	32	0	71
29	St. Martin de Porres Parish	246	34	5	2	27	0	68
30	St. Martin de Porres Parish	279	35	3	3	43	0	84
31	St. Martin de Porres Parish	338	38	0	0	38	0	76
32	Grant Road School	266	22	1	0	33	0	56
33	Grant Road School	317	44	3	2	35	0	84

Continued on next page



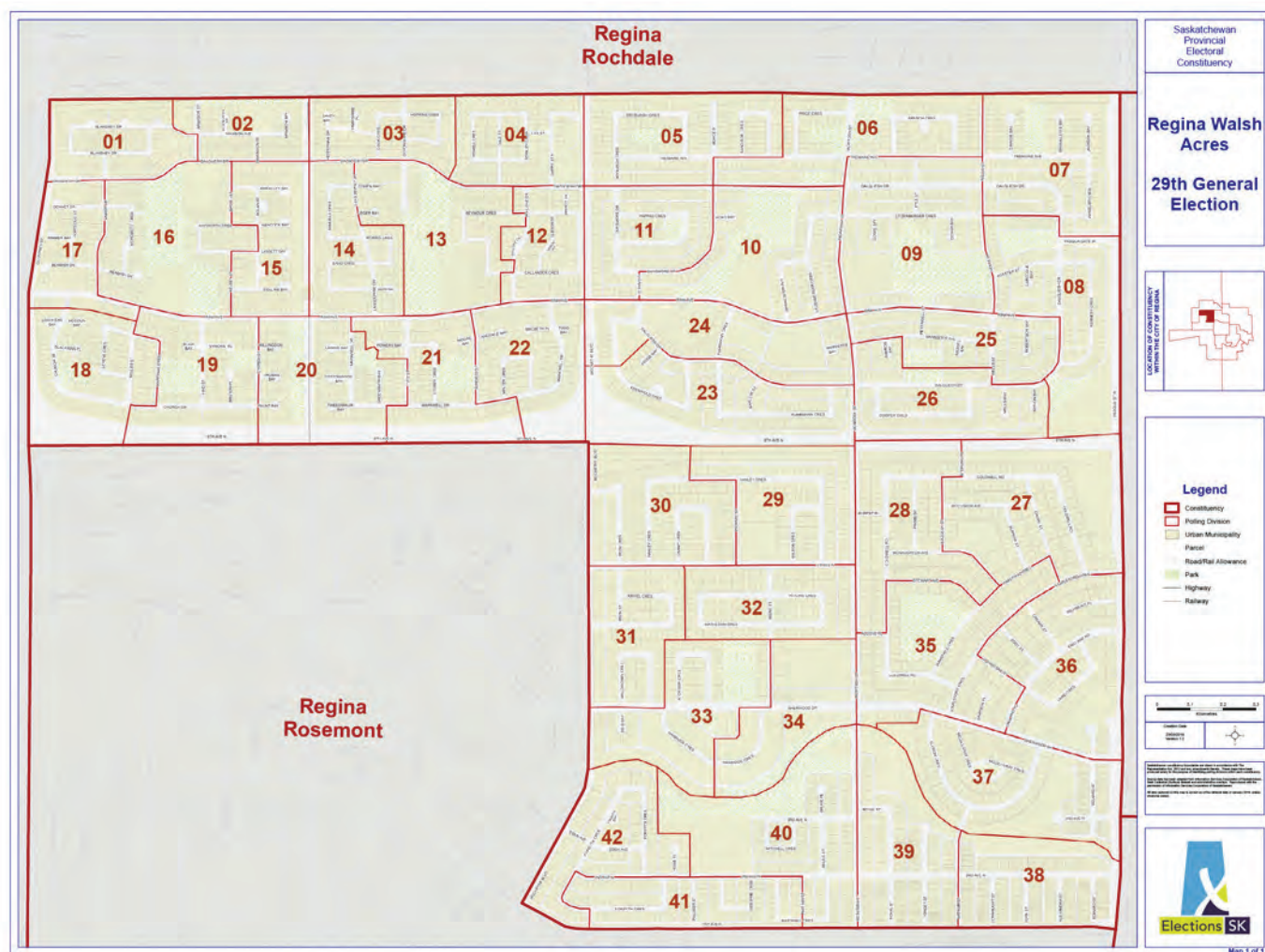


Regina University - Polling Location			Votes Cast For				Ballots	
Poll	Poll Name	Registered Voters	Aleana Young NDP	Debbie Knill PC	Tanner Wallace SGP	Tina Beaudry-Mellor SP	Rejected Ballots	Votes For Cands
34	St. Martin de Porres Parish	317	28	0	3	32	0	63
35	Whitmore Park Community Church (Hall)	332	46	1	0	28	0	75
36	Whitmore Park Community Church (Hall)	301	18	0	0	40	0	58
37	Whitmore Park Community Church (Classroom)	323	34	1	3	47	1	85
A001	All Saints Anglican Church	-	437	21	27	454	3	939
A002	All Saints Anglican Church	-	331	11	18	320	1	680
A003	Regina Apostolic Church	-	237	18	15	368	3	638
A004	St. Anne's Parish (Hall)	-	385	24	26	390	1	825
PCF	Personal Care Facilities	285	38	19	7	40	0	104
ABS	Absentee	-	9	0	0	15	1	24
VBM	Vote By Mail	-	1071	20	18	544	43	1,653
HRT	Hospital, Remand and Temporarily Displaced	-	3	0	0	4	2	7
	Totals	11,176	3,478	164	180	3,136	58	6,958

	Candidate Elected - Aleana Young							
	Plurality	342						
	% Who Voted	62.78%						
	% By Party		49.99%	2.36%	2.59%	45.07%		



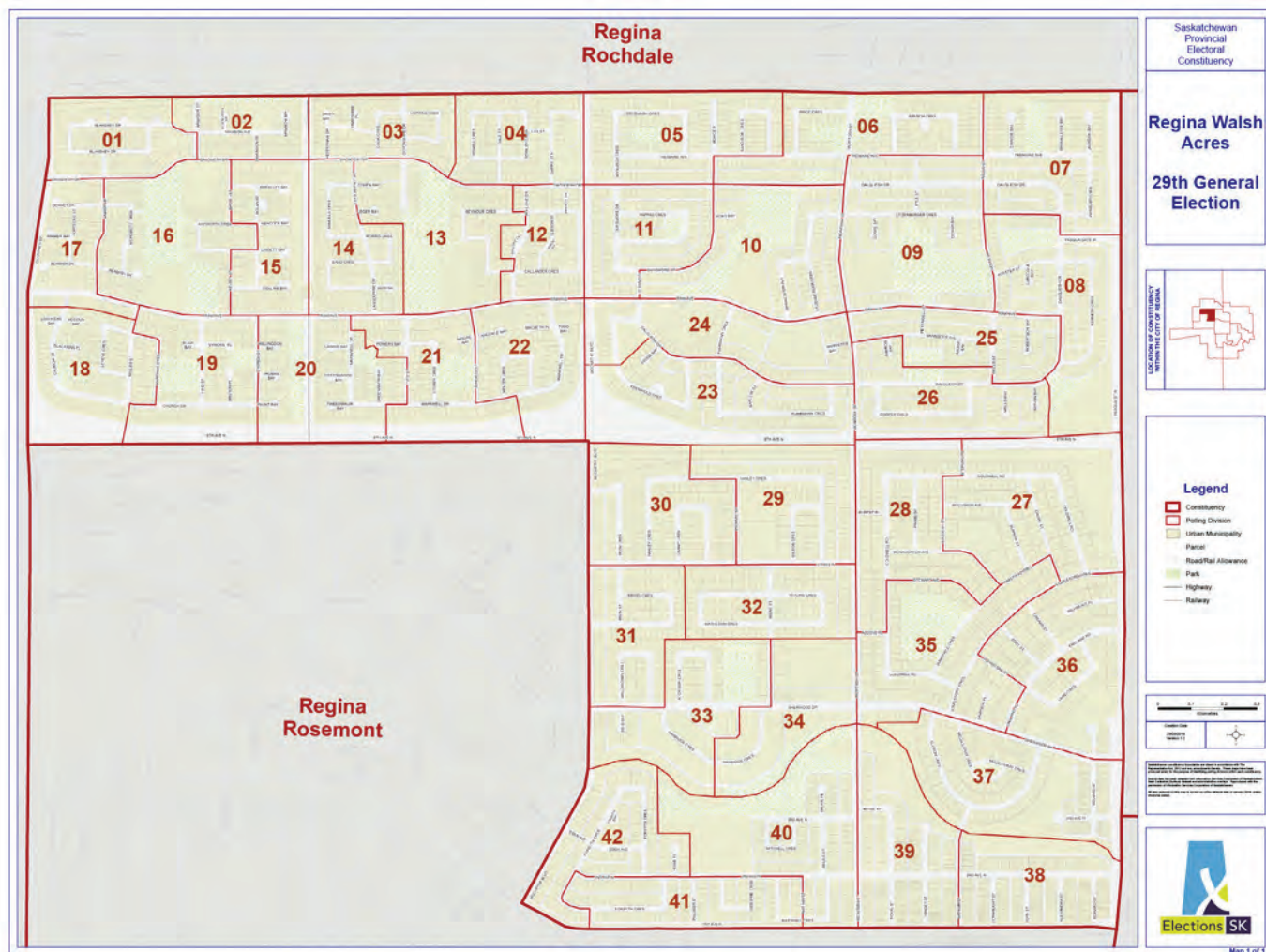
VOTE SUMMARY BY CONSTITUENCY POLLING DIVISION: REGINA WALSH ACRES



Regina Walsh Acres - Polling Location			Votes Cast For				Ballots	
Poll	Poll Name	Registered Voters	Sandra Morin IND	Kelly Hardy NDP	Ken Grey PC	Derek Meyers SP	Rejected Ballots	Votes For Cands
1	École Centennial Community School	290	3	28	2	32	0	65
2	École Centennial Community School	251	3	23	2	23	0	51
3	École Centennial Community School	251	5	19	2	25	0	51
4	Henry Janzen School (Gym)	318	3	30	1	31	0	65
5	Calvary Baptist Church	306	9	20	1	27	0	57
6	St. Bernadette School	279	2	25	1	28	2	56
7	George Lee School	312	6	39	1	26	1	72
8	George Lee School	286	14	25	3	36	0	78
9	George Lee School	309	14	26	0	36	0	76
10	St. Bernadette School	286	4	18	5	26	0	53
11	St. Bernadette School	305	8	23	1	23	1	55
12	Henry Janzen School (Gym)	242	5	13	0	21	0	39
13	W. H. Ford School	272	2	25	3	45	0	75
14	W. H. Ford School	315	14	34	2	39	0	89
15	St. Jerome School	281	5	36	0	36	0	77
16	St. Jerome School	294	11	22	7	37	0	77
17	École Centennial Community School	244	10	20	3	10	0	43
18	St. Jerome School	258	4	30	0	46	1	80
19	W. H. Ford School	258	8	37	4	26	0	75
20	Henry Janzen School (Gym)	280	8	27	3	30	0	68
21	Henry Janzen School (Small Gym)	219	5	13	2	20	0	40
22	Calvary Baptist Church	221	1	17	2	22	2	42
23	New Hope Lutheran Church	310	6	9	4	21	1	40
24	New Hope Lutheran Church	340	1	19	1	31	0	52
25	École St. Mary School	237	5	8	2	19	0	34
26	École St. Mary School	278	13	21	2	26	0	62
27	Holy Trinity Church (Hall)	302	7	21	5	21	0	54
28	Holy Trinity Church (Hall)	275	6	13	3	23	0	45
29	Holy Trinity Church (Hall)	279	4	24	1	13	0	42
30	École St. Mary School	323	2	12	1	22	0	37
31	Holy Trinity Church (South Meeting Room)	282	8	28	3	14	0	53
32	École Elsie Mironuck Community School	270	6	13	1	14	0	34
33	Norman Kennedy Presbyterian Church	294	13	19	2	19	0	53
34	École St. Mary School	296	8	25	1	15	0	49

Continued on next page

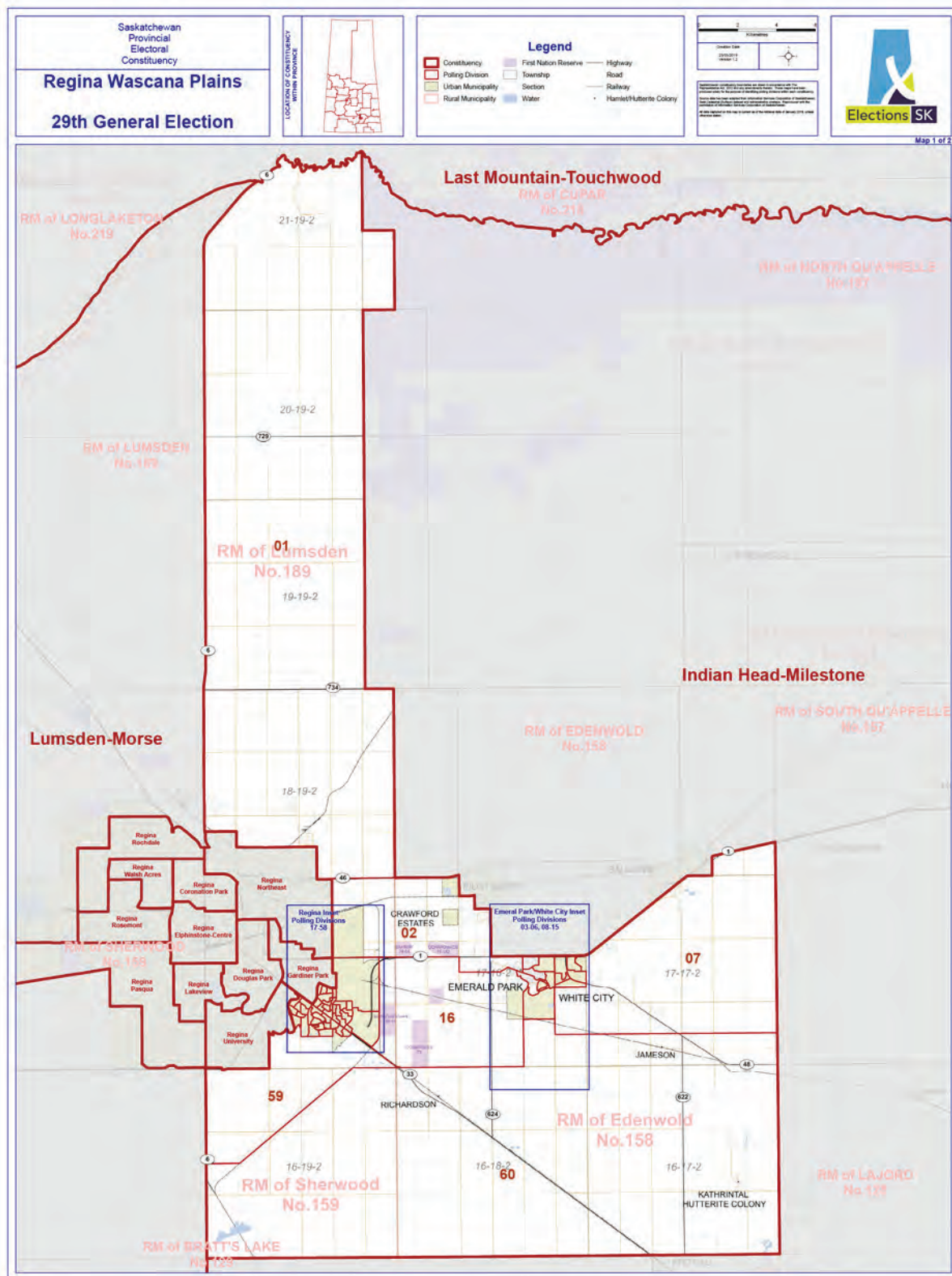




Regina Walsh Acres - Polling Location			Votes Cast For				Ballots	
Poll	Poll Name	Registered Voters	Sandra Morin IND	Kelly Hardy NDP	Ken Grey PC	Derek Meyers SP	Rejected Ballots	Votes For Cands
35	École Elsie Mironuck Community School	357	13	26	11	24	0	74
36	St. Peter Elementary School	312	8	17	3	25	0	53
37	St. Peter Elementary School	284	6	28	0	16	0	50
38	St. Peter Elementary School	290	3	19	4	16	0	42
39	Archbishop M.C. O'Neill High School (Old Gym)	315	3	19	0	12	0	34
40	Archbishop M.C. O'Neill High School (Old Gym)	307	10	24	4	23	0	61
41	Archbishop M.C. O'Neill High School (Old Gym)	268	8	15	0	16	0	39
42	Archbishop M.C. O'Neill High School (Old Gym)	305	13	21	2	29	0	65
A001	Calvary Baptist Church	-	80	289	30	389	2	788
A002	Calvary Baptist Church	-	100	272	42	444	1	858
A003	New Hope Lutheran Church	-	103	209	25	336	2	673
A004	New Hope Lutheran Church	-	130	292	45	481	0	948
PCF	Personal Care Facilities	47	8	12	1	6	0	27
ABS	Absentee	-	2	17	1	2	2	22
VBM	Vote By Mail, Extraordinary Voting, Hospital, Remand and Temporarily Displaced	-	87	520	26	446	39	1,079
X-VOTE	RESULTS COMBINED WITH VBM							
HRT	RESULTS COMBINED WITH VBM							
Totals		12,048	797	2,542	265	3,148	54	6,752

	Candidate Elected - Derek Meyers						
	Plurality	606					
	% Who Voted	56.49%					
	% By Party		11.80%	37.65%	3.92%	46.62%	

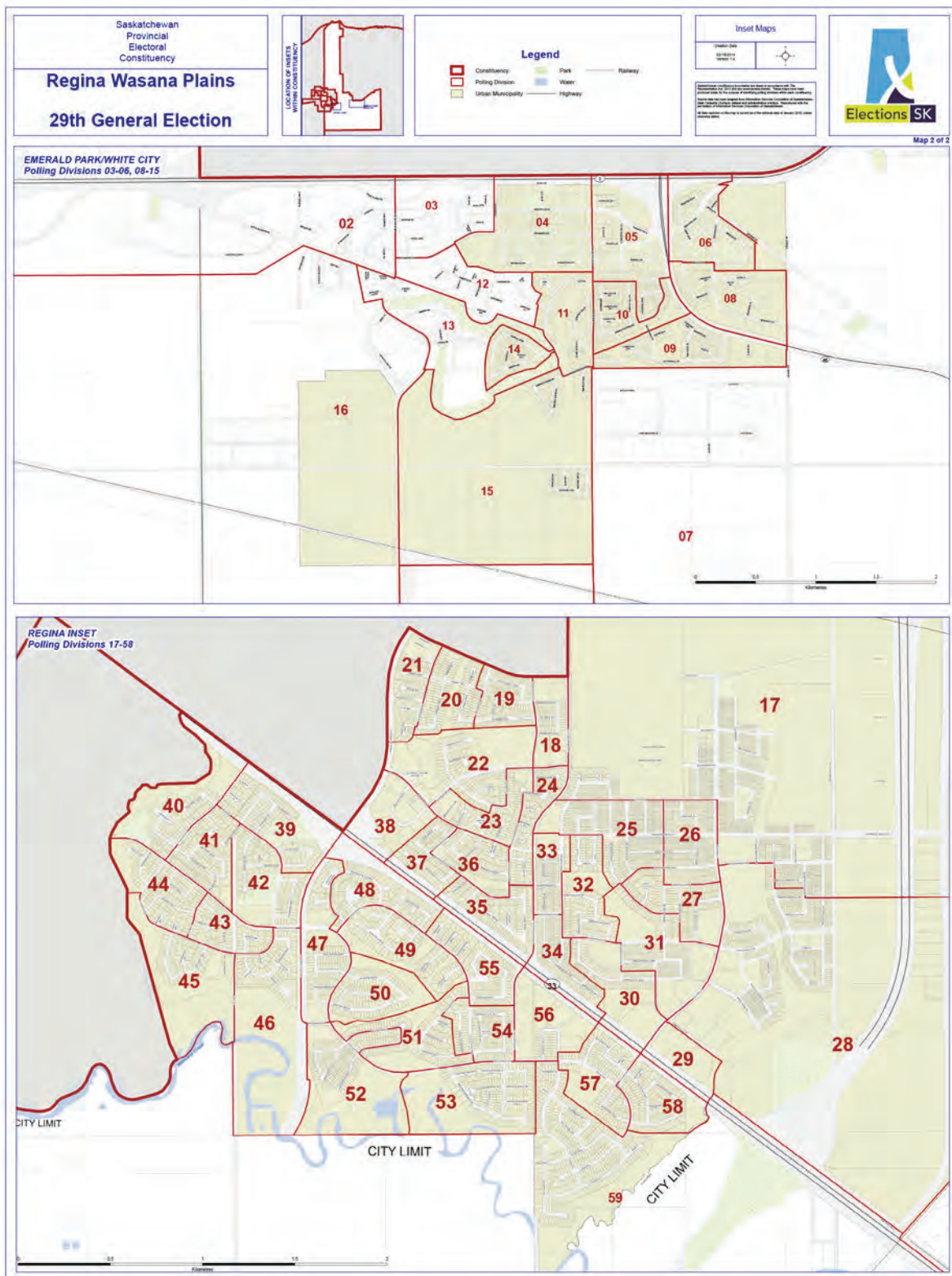
VOTE SUMMARY BY CONSTITUENCY POLLING DIVISION: REGINA WASCANA PLAINS



Regina Wascana Plains - Polling Location			Votes Cast For				Ballots	
Poll	Poll Name	Registered Voters	Nestor Mryglod	Mike Sinclair	Sonja Doyle	Christine Tell	Rejected Ballots	Votes For Cands
			IND	NDP	SGP	SP		
1	Regina Memorial Gardens & Funeral Home (Reception Room)	314	0	7	2	55	0	64
2	Regina Memorial Gardens & Funeral Home (Reception Room)	383	0	11	1	29	0	41
3	LMF - Lift Move Fuel (Main Floor)	262	2	7	0	20	0	29
4	École White City School	306	6	25	2	49	0	82
5	White City Community Centre	325	4	23	1	48	1	76
6	White City Community Centre	238	1	12	0	56	1	69
7	Emerald Ridge School (Gym)	384	3	13	4	52	0	72
8	White City Community Centre	230	1	13	2	39	0	55
9	Emerald Ridge School (Gym)	370	5	21	0	80	1	106
10	Emerald Ridge School (Gym)	342	4	29	3	51	0	87
11	Emerald Ridge School (Gym)	194	0	4	0	27	0	31
12	École White City	253	1	11	1	33	0	46
13	RM Edenwold Office	211	3	8	2	29	0	42
14	Ramada Inn	264	0	14	1	44	0	59
15	Emerald Ridge School Library (Main Entrance)	316	1	17	0	49	0	67
16	RM Edenwold Office	268	0	17	6	35	0	58
17	École Wascana Plains School Gym (Community Entrance)	631	2	61	4	79	0	146
18	Jack MacKenzie School Main Gym (Community Entrance)	318	0	30	2	33	0	65
19	Jack MacKenzie School (Main Gym - Community Entrance)	312	0	36	1	30	0	67
20	St. Gabriel School (Science Room - Community Association Entrance)	334	2	14	3	36	1	55
21	Best Western Plus Eastgate Inn And Suites	290	1	15	0	24	0	40
22	Jack MacKenzie School (Main Gym - Community Entrance)	286	1	11	1	21	0	34
23	St. Gabriel School (Library - Main Entrance)	272	0	13	0	19	0	32
24	Jack MacKenzie School (Main Gym - Community Entrance)	240	1	16	1	28	0	46
25	École St. Elizabeth (Main Gym - Community Entrance)	400	0	38	2	42	0	82
26	École St. Elizabeth (Main Gym - Community Entrance)	350	0	55	2	52	0	109
27	École Wascana Plains School Gym (Community Entrance)	255	0	6	1	28	0	35
28	École Wascana Plains School Gym (Community Entrance)	530	0	58	6	54	0	118
29	École Wascana Plains School Gym (Community Entrance)	285	5	16	0	17	0	38
30	Living Hope Alliance Church (Gym)	467	1	25	3	37	1	66
31	Living Hope Alliance Church (Gym)	307	1	21	0	31	0	53
32	Living Hope Alliance Church (Gym)	309	1	15	0	33	1	49
33	École St. Elizabeth (Main Gym - Community Entrance)	249	1	21	0	26	0	48
34	Living Hope Alliance Church (Gym)	259	0	12	1	22	0	35
35	Jack MacKenzie School (Library)	314	2	23	1	17	0	43
36	Jack MacKenzie School (Dance Studio)	232	0	12	4	17	0	33

Continued on next page



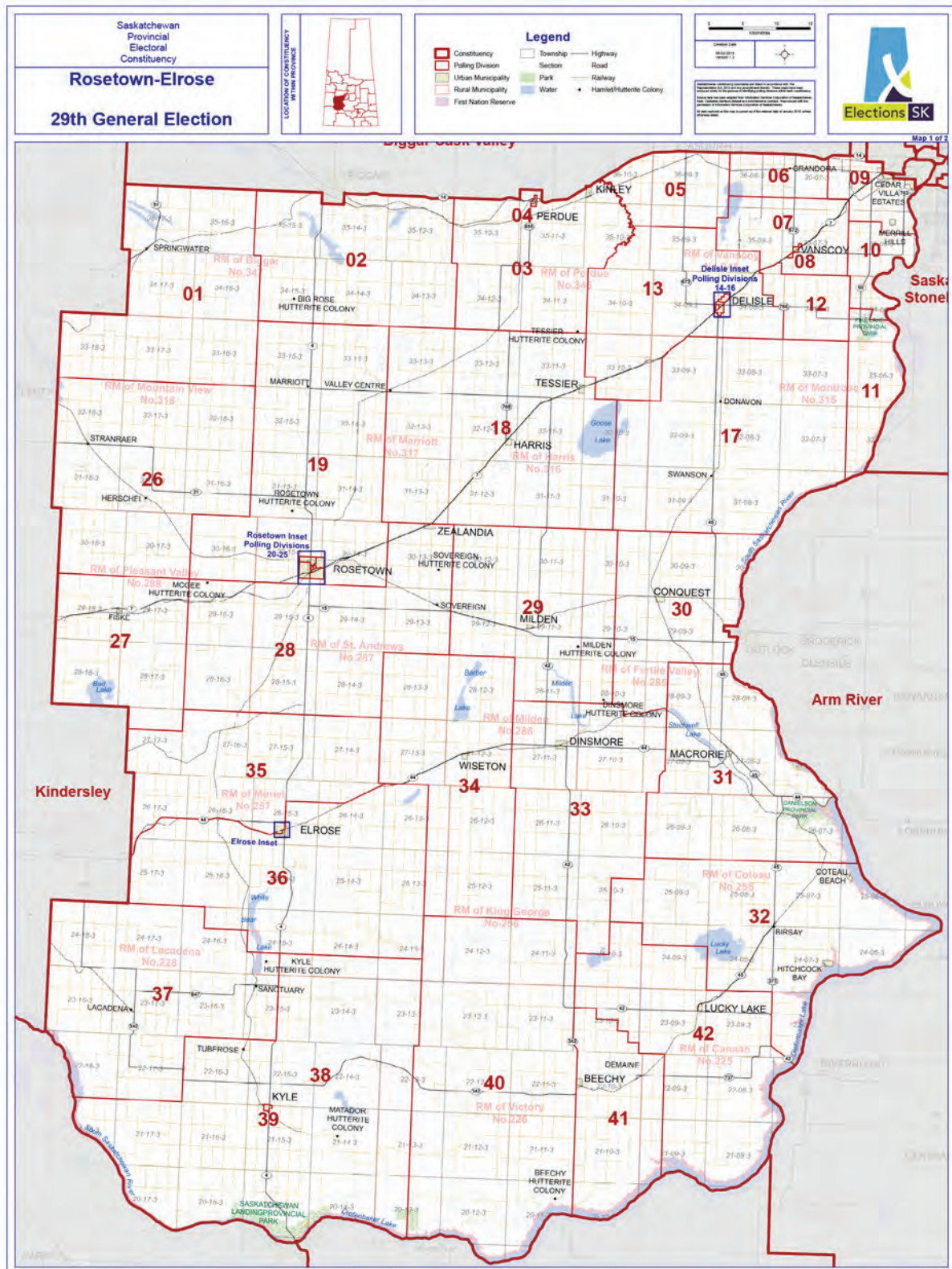


Regina Wascana Plains - Polling Location			Votes Cast For				Ballots	
Poll	Poll Name	Registered Voters	Nestor Mryglod	Mike Sinclair	Sonja Doyle	Christine Tell	Rejected Ballots	Votes For Cands
			IND	NDP	SGP	SP		
37	Jack MacKenzie School (Science Lab)	231	0	9	2	34	0	45
38	Celebration Church (Main Hall)	189	0	2	1	17	0	20
39	Sunrise Library	270	1	20	2	27	0	50
40	Discovery Baptist Church	283	0	29	2	27	0	58
41	WS Hawrylak School (Main Gym)	294	0	27	2	55	0	84
42	WS Hawrylak School (Main Gym)	250	0	29	3	29	0	61
43	WS Hawrylak School (Main Gym)	207	3	21	0	31	0	55
44	WS Hawrylak School (Main Gym)	320	4	24	3	41	0	72
45	WS Hawrylak School (Classroom #107)	232	0	11	1	29	0	41
46	Celebration Church (Main Hall)	210	0	12	0	29	0	41
47	Celebration Church (Main Hall)	293	0	21	1	32	0	54
48	Celebration Church (Main Hall)	264	2	12	1	27	0	42
49	Resurrection Parish (Main Hall)	277	1	14	4	26	0	45
50	Resurrection Parish (Main Hall)	241	0	15	1	27	0	43
51	Resurrection Parish (Main Hall)	270	2	17	0	22	0	41
52	Celebration Church (Room #2)	349	2	10	1	32	0	45
53	Arcola East Preschool	323	1	22	0	39	0	62
54	Resurrection Parish (Main Hall)	306	1	26	1	18	1	46
55	St. Gabriel School (Drama Room/Room S119 - Community Association Entrance)	297	0	24	0	25	0	49
56	Living Hope Alliance Church (Lounge)	304	1	21	3	37	0	62
57	Living Hope Alliance Church (Lounge)	250	1	9	0	23	0	33
58	École St. Elizabeth (Main Gym - Community Entrance)	229	2	9	2	17	0	30
59	Greens on Gardiner Community Centre (Community Entrance)	388	6	14	6	48	0	74
60	Emerald Ridge School (Hub Space - Main Entrance)	261	3	5	1	35	0	44
A001	RM of Edenwold Office	-	26	147	12	639	0	824
A002	RM of Edenwold Office	-	28	170	12	620	1	830
A003	Living Hope Alliance Church (South Entrance)	-	12	187	13	474	1	686
A004	Living Hope Alliance Church (South Entrance)	-	16	182	13	429	2	640
A005	Resurrection Parish (Main Hall)	-	5	202	17	431	0	655
A006	Resurrection Parish (Main Hall)	-	4	192	22	433	0	651
A007	Celebration Church	-	9	180	15	375	0	579
A008	Celebration Church	-	12	196	15	438	0	661
PCF	Personal Care Facilities	62	1	11	2	9	0	23
ABS	RESULTS COMBINED WITH VBM							
VBM	Vote By Mail, Absentee, Hospital, Remand and Temporarily Displaced	-	32	1019	33	1292	78	2,376
HRT	RESULTS COMBINED WITH VBM							
	Totals	17,900	224	3,619	248	7,209	89	11,300

	Candidate Elected - Christine Tell						
	Plurality	3,590					
	% Who Voted	63.63%					
	% By Party		1.98%	32.03%	2.19%	63.80%	



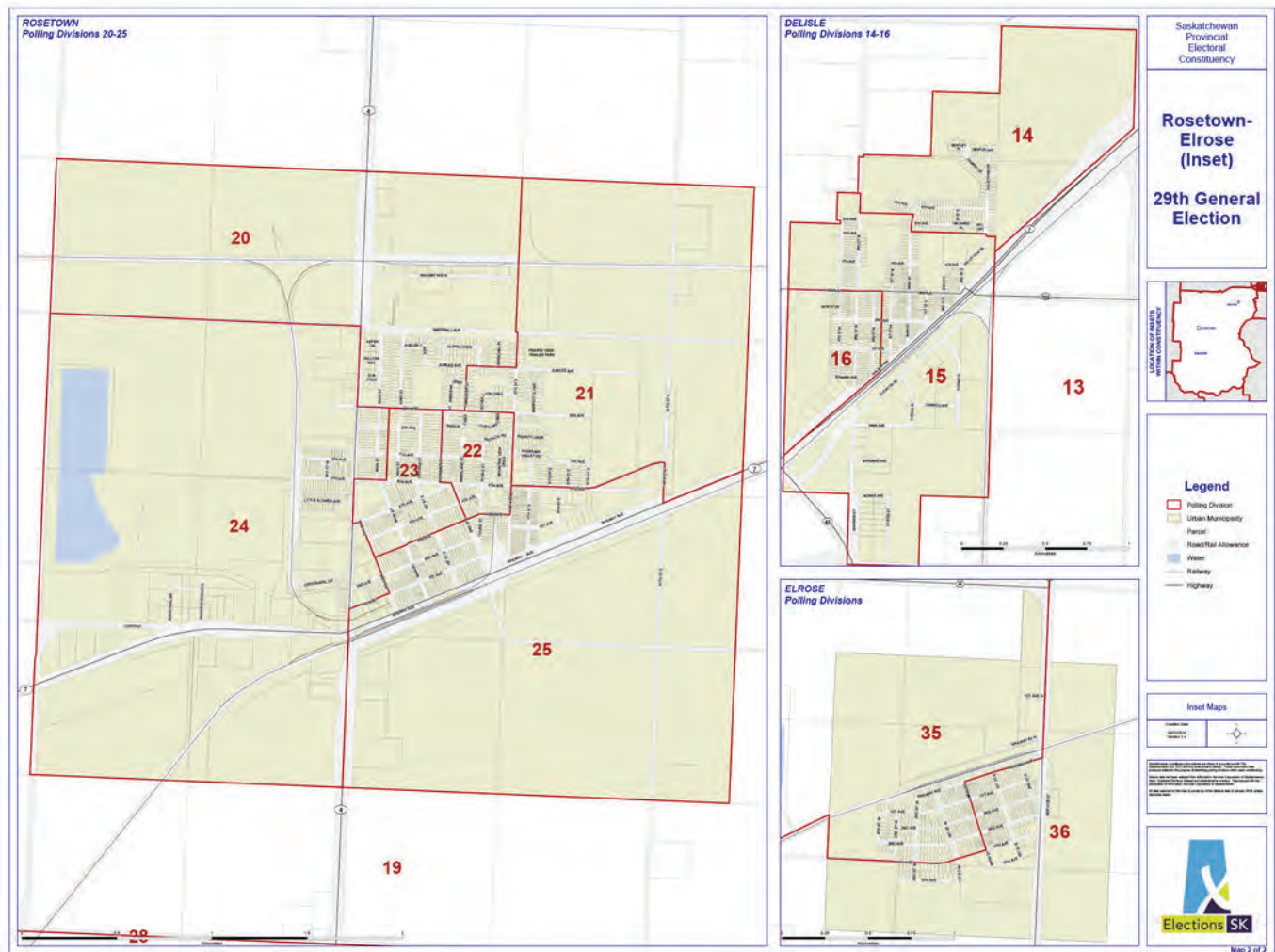
VOTE SUMMARY BY CONSTITUENCY POLLING DIVISION: ROSETOWN-ELROSE



Rosetown-Elrose - Polling Location			Votes Cast For				Ballots	
Poll	Poll Name	Registered Voters	Brenda Edel	Adrian Janssens	Justina Robinson	Jim Reiter	Rejected Ballots	Votes For Cands
			NDP	PC	SGP	SP		
1	Springwater Community Centre	133	7	1	1	36	0	45
2	St. Gabriel School	274	3	6	2	40	0	51
3	Perdue Recreational Complex	235	9	4	4	51	1	68
4	Perdue Recreational Complex	262	21	8	1	94	0	124
5	Delisle Town Hall	132	2	0	0	18	0	20
6	Vanscoy Circle Hall	321	22	5	3	66	0	96
7	Vanscoy Circle Hall	316	28	3	2	88	0	121
8	Vanscoy Senior Citizens Club	380	39	3	8	84	0	134
9	Black Fox Farm & Distillery (Right Hand Entrance)	321	20	5	6	80	0	111
10	Black Fox Farm & Distillery (Left Hand Entrance)	336	43	9	4	99	1	155
11	Pike Lake Community Centre	417	55	9	6	125	0	195
12	Pike Lake Community Centre	317	32	2	2	50	1	86
13	Delisle Town Hall	341	16	7	1	65	0	89
14	Delisle Senior Citizens Club	261	10	4	1	53	0	68
15	Delisle Senior Citizens Club	265	16	7	2	27	1	52
16	Delisle Town Hall	247	17	7	1	27	0	52
17	RM of Montrose #315 (Fire Hall)	337	12	6	6	102	2	126
18	Harris Tessier New Horizons Centre	390	30	8	7	135	2	180
19	Rosetown Central High School	323	6	2	2	59	0	69
20	Rosetown Central High School	319	8	3	0	61	0	72
21	Rosetown Central High School	271	8	2	0	45	0	55
22	Rosetown Central High School	246	4	0	1	32	0	37
23	Rosetown Central High School	348	5	1	7	38	0	51
24	St. Andrew's Trinity Anglican Church	248	10	3	3	32	0	48
25	Rosetown Elks Hall	251	5	0	1	27	0	33
26	Herschel Memorial Hall	229	7	0	0	88	0	95
27	Fiske Community Hall	143	2	2	0	75	0	79
28	Rosetown Elks Hall	379	5	4	1	54	0	64
29	Milden Community Hall	319	14	9	3	117	0	143
30	Conquest Community Centre	367	23	7	5	159	0	194
31	Macrorie Community Hall	275	19	9	3	119	0	150
32	Birsay Community Hall	227	9	2	3	89	0	103
33	Dinsmore Community Hall	345	8	0	5	70	0	83
34	Wiseton Memorial Hall	177	3	6	2	95	0	106
35	Elrose Composite School	278	11	6	3	152	0	172

Continued on next page



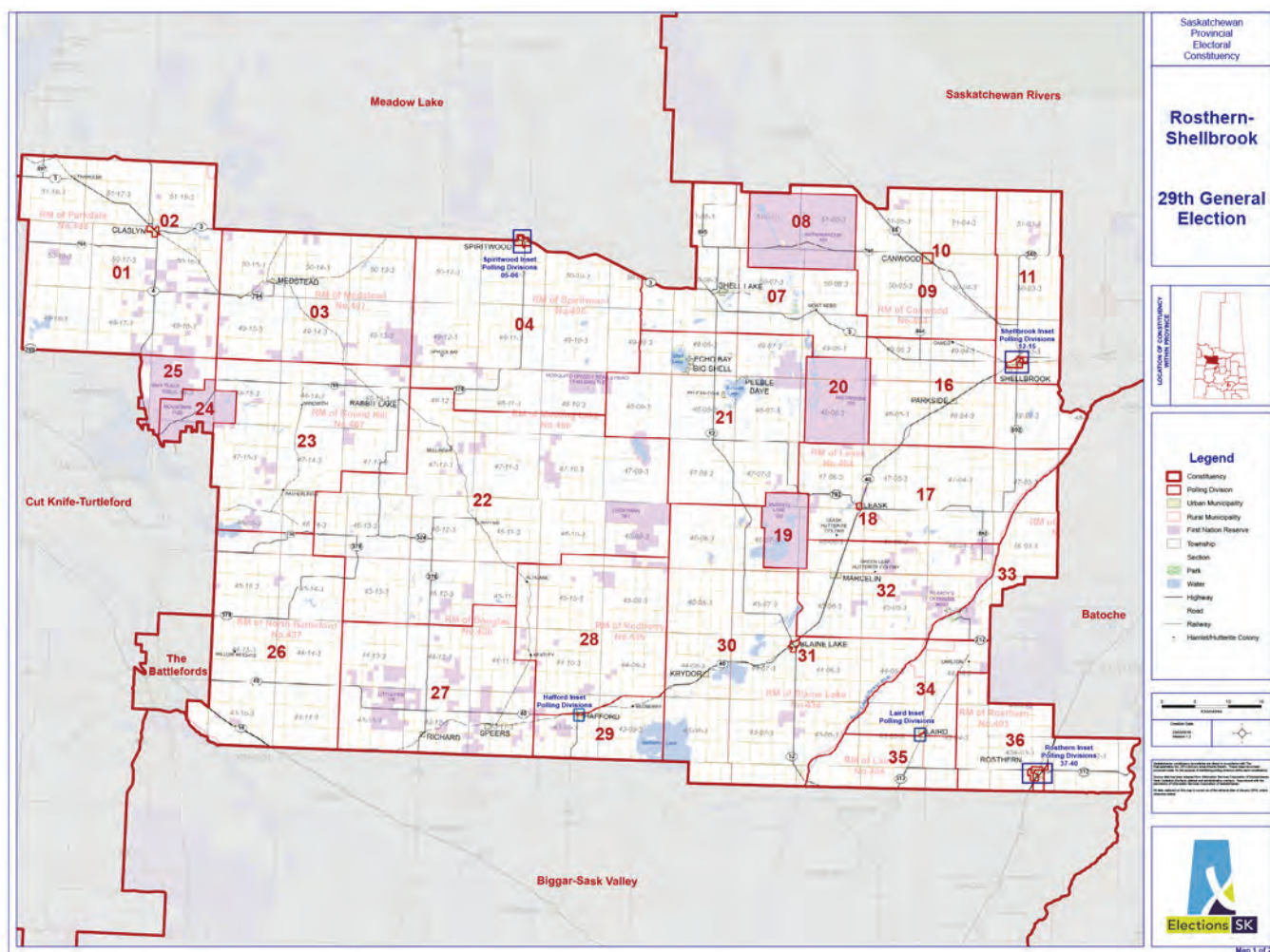


Rosetown-Elrose - Polling Location			Votes Cast For				Ballots	
Poll	Poll Name	Registered Voters	Brenda Edel NDP	Adrian Janssens PC	Justina Robinson SGP	Jim Reiter SP	Rejected Ballots	Votes For Cands
36	Elrose Composite School	261	21	6	4	111	0	142
37	Lacadena Community Centre	194	4	2	0	48	0	54
38	Kyle Community & Elks Hall	326	11	3	1	88	1	103
39	Kyle Community & Elks Hall	324	15	12	3	70	1	100
40	Beechy Community Centre	240	4	1	0	97	0	102
41	Beechy Community Centre	260	13	3	3	129	1	148
42	Lucky Lake Community Centre	322	8	4	2	90	0	104
A001	Rosetown Senior New Horizons Centre	-	40	7	8	310	0	365
A002	St. Andrew's Trinity Anglican Church	-	58	10	11	596	2	675
A003	Delisle Town Hall (Lodge Room)	-	204	39	25	608	4	876
A004	Dinsmore Community Hall	-	18	5	4	210	0	237
A005	Lucky Lake Community Centre	-	31	10	5	189	0	235
A006	Kyle Community & Elks Hall	-	35	7	7	169	0	218
A007	Biggar New Horizons (Queen St Entrance)	-	26	5	7	96	0	134
PCF	Personal Care Facilities	92	18	5	1	46	19	70
ABS	Absentee	-	3	1	0	10	0	14
VBM	Vote By Mail	-	150	12	14	385	28	561
HRT	Hospital, Remand and Temporarily Displaced	-	3	0	2	2	0	7
Totals		12,049	1,191	282	193	5,806	64	7,472

	Candidate Elected - Jim Reiter							
	Plurality	4,615						
	% Who Voted	62.54%						
	% By Party		15.94%	3.77%	2.58%	77.70%		



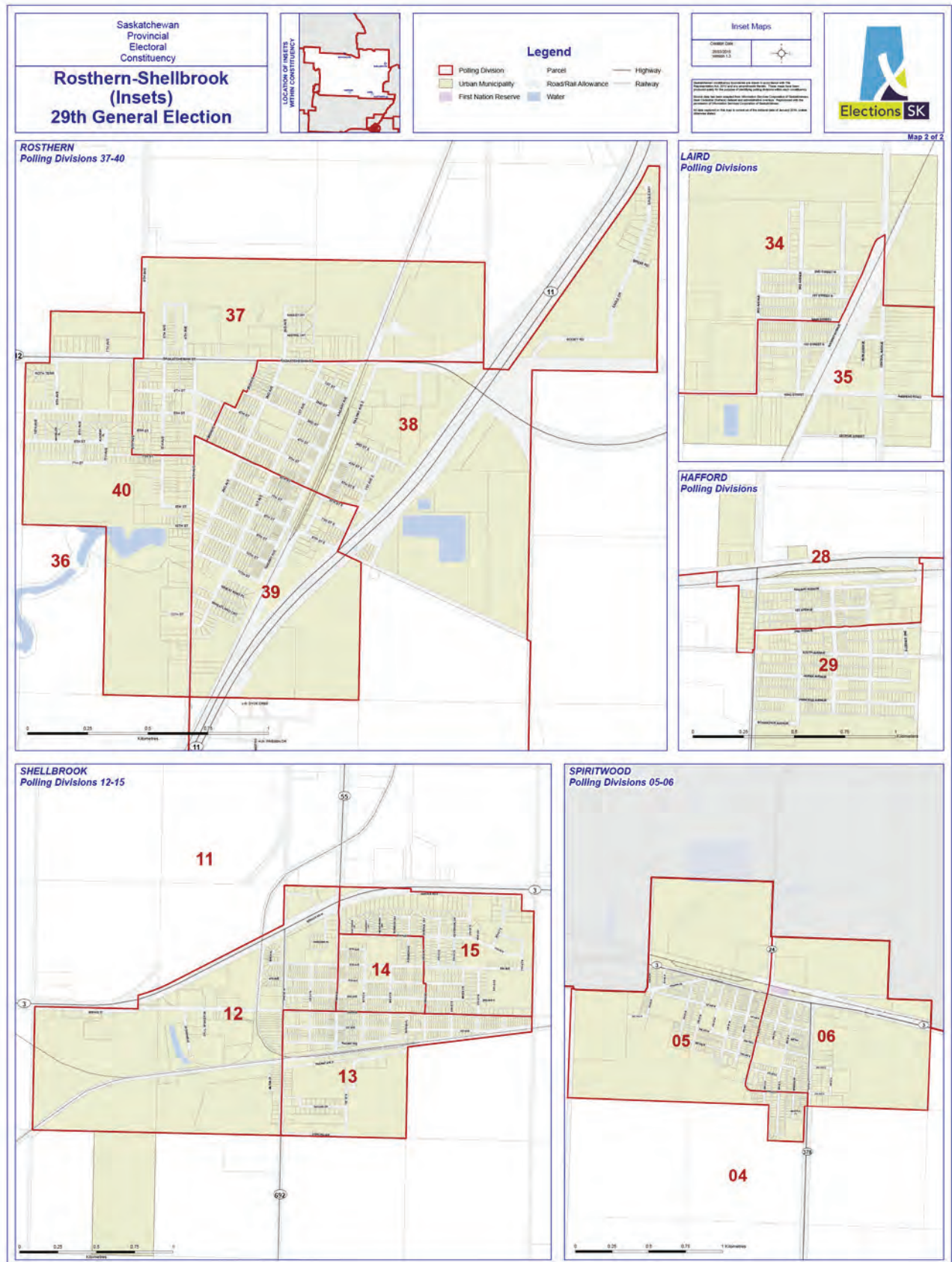
VOTE SUMMARY BY CONSTITUENCY POLLING DIVISION: ROSTHERN-SHELLBROOK



Rosthern-Shellbrook - Polling Location			Votes Cast For				Ballots	
Poll	Poll Name	Registered Voters	Trina Miller NDP	Yvonne Choquette PC	Larry Neufeld SGP	Scott Moe SP	Rejected Ballots	Votes For Cands
1	Glaslyn Community Hall	268	6	4	0	75	0	85
2	Glaslyn Community Hall	276	4	2	1	44	0	51
3	Medstead Community Hall	331	11	7	7	164	0	189
4	Spiritwood High School	347	11	1	2	67	0	81
5	Spiritwood High School	356	14	0	4	57	0	75
6	Spiritwood High School	266	4	2	0	38	0	44
7	Shell Lake and District Lions Community Hall	364	22	2	5	160	0	189
8 A/B	Ahtahkakoop Cree Nation Band Hall	817	62	2	0	3	0	67
9	Canwood Elks Community Hall	276	5	6	2	112	0	125
10	Canwood Elks Community Hall	236	15	2	2	103	0	122
11	WP Sandin High School	282	5	1	0	55	0	61
12	WP Sandin High School	265	7	1	0	30	0	38
13	WP Sandin High School	293	4	0	0	31	0	35
14	Shellbrook Elementary School	268	11	0	0	42	0	53
15	Shellbrook Elementary School	340	2	1	2	49	0	54
16	Parkside Heritage Center	307	8	4	1	107	0	120
17	Leask Community Hall	205	5	0	1	55	0	61
18	Leask Community Hall	279	17	2	2	80	0	101
19	Muskeg Lake Cree Nation Kihiw Waciston School Gym	193	42	0	1	11	0	54
20	Family Centre	438	78	5	9	19	1	111
21	Big Shell Hall	280	3	4	0	83	0	90
22	Mayfair Community Hall	298	19	3	3	132	0	157
23	Sandwith Community Hall	239	9	3	0	97	1	109
24	Cochin Community Hall and Restaurant (Community Hall)	482	63	1	0	9	1	73
25	Saulteaux First Nation Community Complex	249	52	0	3	5	0	60
26	Willow Heights Community Hall	283	11	5	0	116	0	132
27	Speers and District Recreation Centre	252	13	1	1	82	0	97
28	Hafford & District Communiplex	269	2	2	1	68	0	73
29	Hafford & District Communiplex	239	17	2	0	31	0	50
30	Blaine Lake Senior Citizens' Centre	245	7	1	1	70	0	79
31	Blaine Lake Senior Citizens' Centre	376	19	0	4	128	0	151
32	32/33 Marcelin Senior Cooperative Centre / Wingard Hall	296	9	1	1	54	0	65
33	RESULTS, INCLUDING REGISTERED VOTERS, COMBINED WITH POLL 32							

Continued on next page

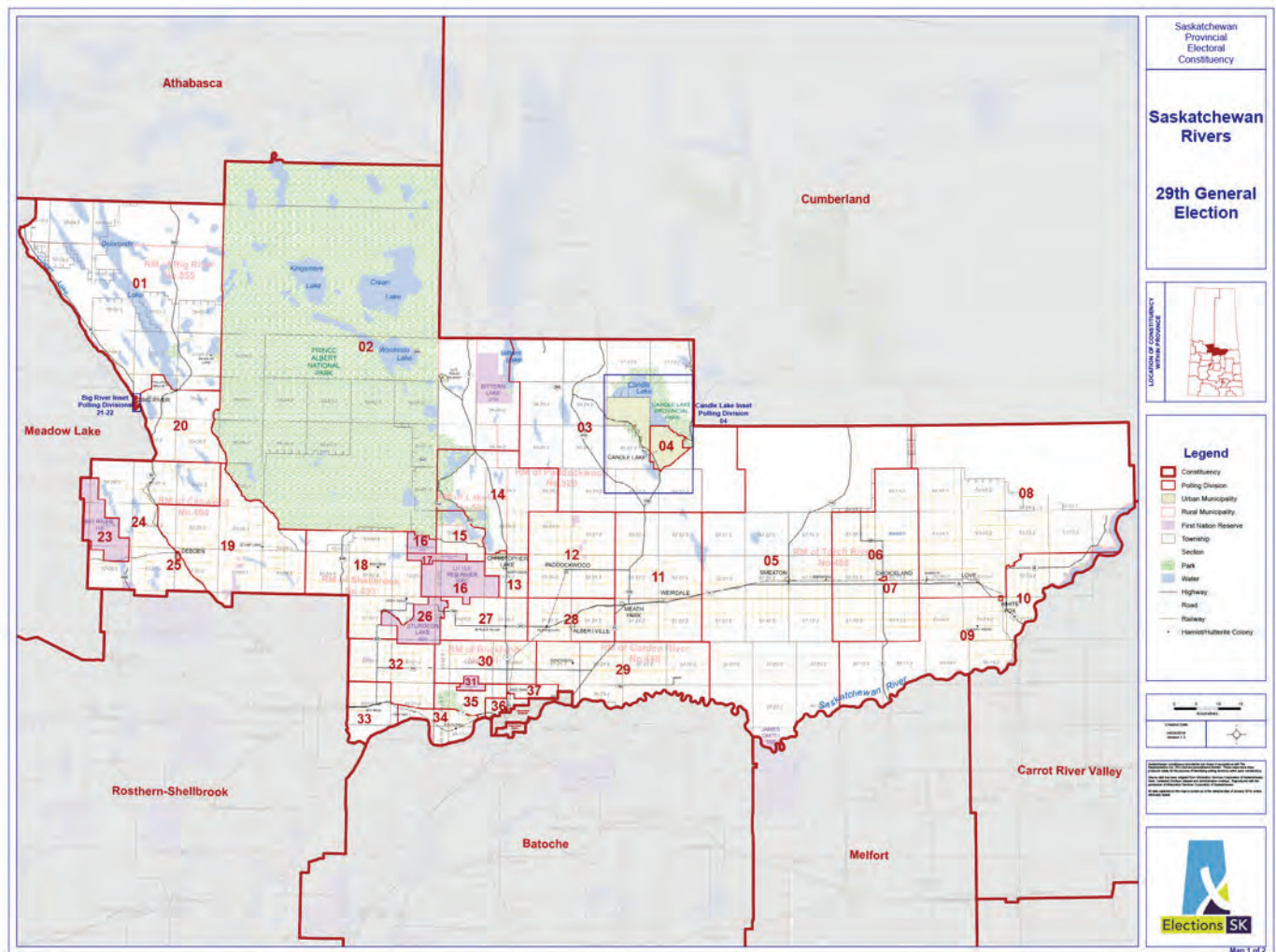




Rosthern-Shellbrook - Polling Location			Votes Cast For				Ballots	
Poll	Poll Name	Registered Voters	Trina Miller NDP	Yvonne Choquette PC	Larry Neufeld SGP	Scott Moe SP	Rejected Ballots	Votes For Cands
34	Laird School (Gymnasium)	192	7	3	4	118	0	132
35	Laird School (Gymnasium)	309	15	4	2	116	0	137
36	St. Odilon RC Parish Church	235	3	1	1	50	0	55
37	St. Odilon RC Parish Church	298	12	3	0	32	0	47
38	Station Arts Center	301	11	2	0	46	0	59
39	Rosthern Senior Centre	338	20	4	3	45	0	72
40	Rosthern Senior Centre	345	16	1	1	51	0	69
A001	St. Odilon RC Parish Church	-	94	7	20	429	5	550
A002	Holy Eucharist Ukranian Hall	-	48	7	7	200	1	262
A003	Royal Canadian Legion	-	37	9	5	401	3	452
A004	Glaslyn Community Hall	-	19	5	6	214	0	244
A005	Marcelin Senior Cooperative Centre	-	39	7	12	251	0	309
A006	Shellbrook Senior's Centre	-	52	3	11	765	0	831
A007	Ahtahkakoop Cree Nation Band Hall	-	49	4	5	25	0	83
PCF	Personal Care Facilities	277	28	15	7	94	3	144
ABS	Absentee	-	7	1	1	19	0	28
VBM	Vote By Mail/Extraordinary Voting	-	64	2	6	300	2	372
X-VOTE	RESULTS COMBINED WITH VBM							
HRT	Hospital, Remand and Temporarily Displaced	-	6	1	2	8	5	17
	Totals	12,210	1,084	144	146	5,341	22	6,715

	Candidate Elected - Scott Moe							
	Plurality	4,257						
	% Who Voted	55.18%						
	% By Party		16.14%	2.14%	2.17%	79.54%		

VOTE SUMMARY BY CONSTITUENCY POLLING DIVISION: SASKATCHEWAN RIVERS

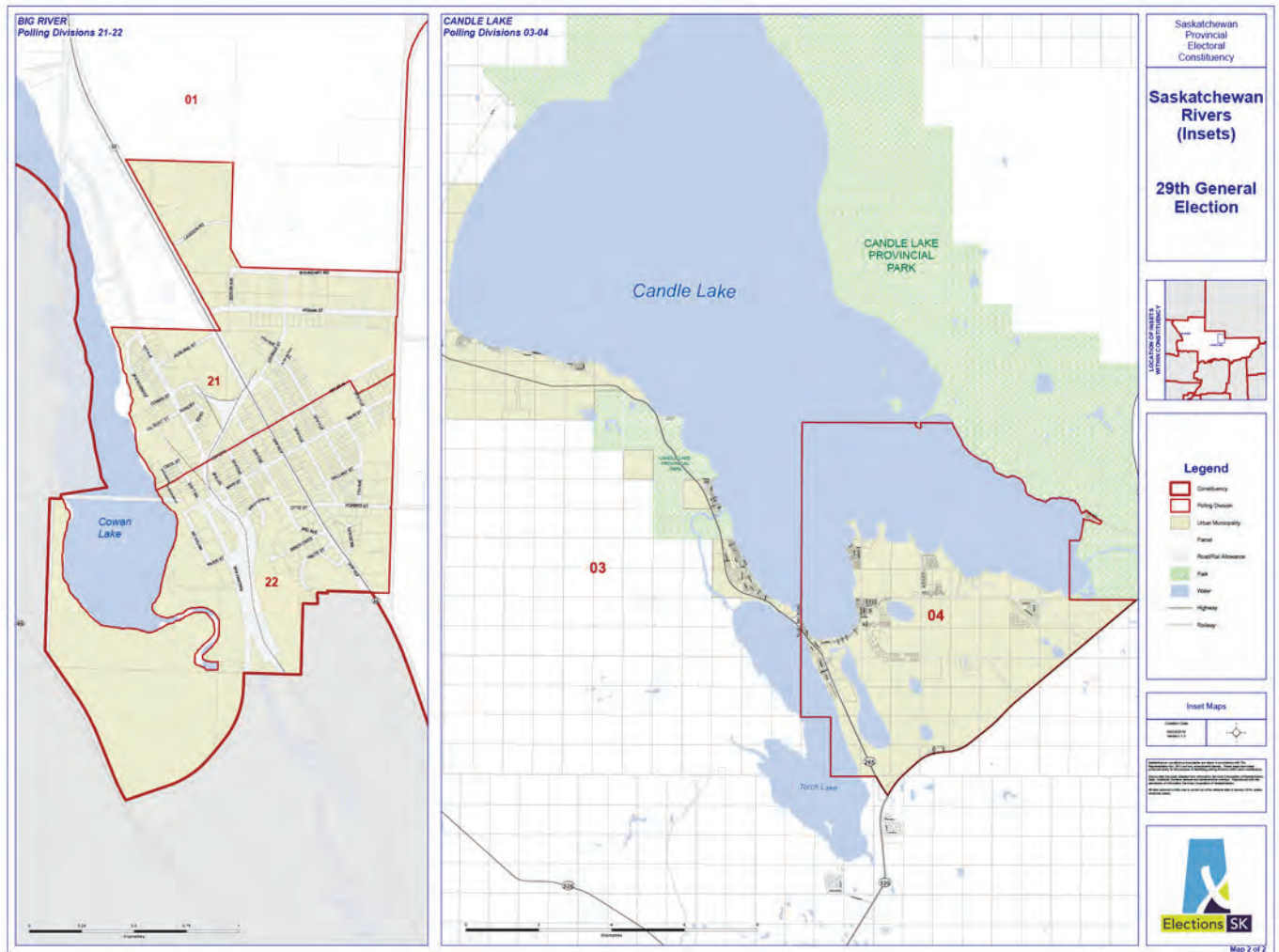


Saskatchewan Rivers - Polling Location			Votes Cast For					Ballots	
Poll	Poll Name	Registered Voters	Fred Lackie	Lyle Whitefish	Shaun Harris	Marcia Neault	Nadine Wilson	Rejected Ballots	Votes For Cands
			BP	NDP	PC	SGP	SP		
1	Big River Community Hall	276	4	14	7	0	50	0	75
2	Hawood Inn	143	1	13	3	4	35	0	56
3	Candle Lake Community Hall	282	6	5	5	0	35	0	51
4	Candle Lake Community Hall	371	2	11	7	1	37	0	58
5	Smeaton Recreation Center	315	15	25	11	1	71	1	123
6	William Mason School	250	4	16	4	0	27	0	51
7	William Mason School	269	2	10	2	0	29	0	43
8	Love Community Hall	361	12	10	26	0	63	0	111
9	White Fox Community Hall	345	3	5	13	3	81	0	105
10	White Fox Community Hall	254	5	7	19	3	33	0	67
11	Meath Park School	376	10	21	18	5	119	0	173
12	Paddockwood Community Hall	288	13	18	12	1	74	0	118
13	Royal Canadian Legion	340	7	19	5	0	39	0	70
14	Royal Canadian Legion	324	6	26	2	0	33	0	67
15	Royal Canadian Legion	502	4	16	2	1	84	0	107
16/17	White Hall / Red Hall	371	0	110	0	1	5	0	116
18	Deer Ridge Recreation Center	196	3	13	3	4	90	0	113
19	École Debden Public School	242	8	11	7	2	93	0	121
20	Big River Community Hall	244	4	4	1	0	51	0	60
21	Big River Community Hall	209	7	12	6	1	26	0	52
22	Big River Community Hall	306	5	13	4	0	43	0	65
23 A/B/C	Big River Band Community Hall	1000	1	128	0	1	5	2	135
24	École Debden Public School	295	4	11	6	4	123	0	148
25	École Debden Public School	254	2	12	5	0	112	1	131
26 A/B	RESULTS, INCLUDING REGISTERED VOTERS, COMBINED WITH POLL 27								
27	26 A/B/27 Spruce Home Public School (Gym - South Parking Lot Entrance) / Sturgeon Lake Central School	1132	6	165	13	3	79	33	266
28	St. James Roman Catholic Church	321	4	18	18	8	104	0	152
29	Honeymoon Co-op Hall	387	5	32	9	2	135	2	183
30	Spruce Home Public School (Gym - South Parking Lot Entrance)	368	4	30	6	0	87	3	127
31	Wahpeton Communiplex	156	1	62	0	1	0	0	64
32	Wild Rose Public School	235	4	14	6	1	62	0	87
33	Wild Rose Public School	292	2	17	2	6	74	1	101
34	Par Place	354	1	17	3	0	63	0	84

Continued on next page



SASKATCHEWAN RIVERS (CONTINUED)

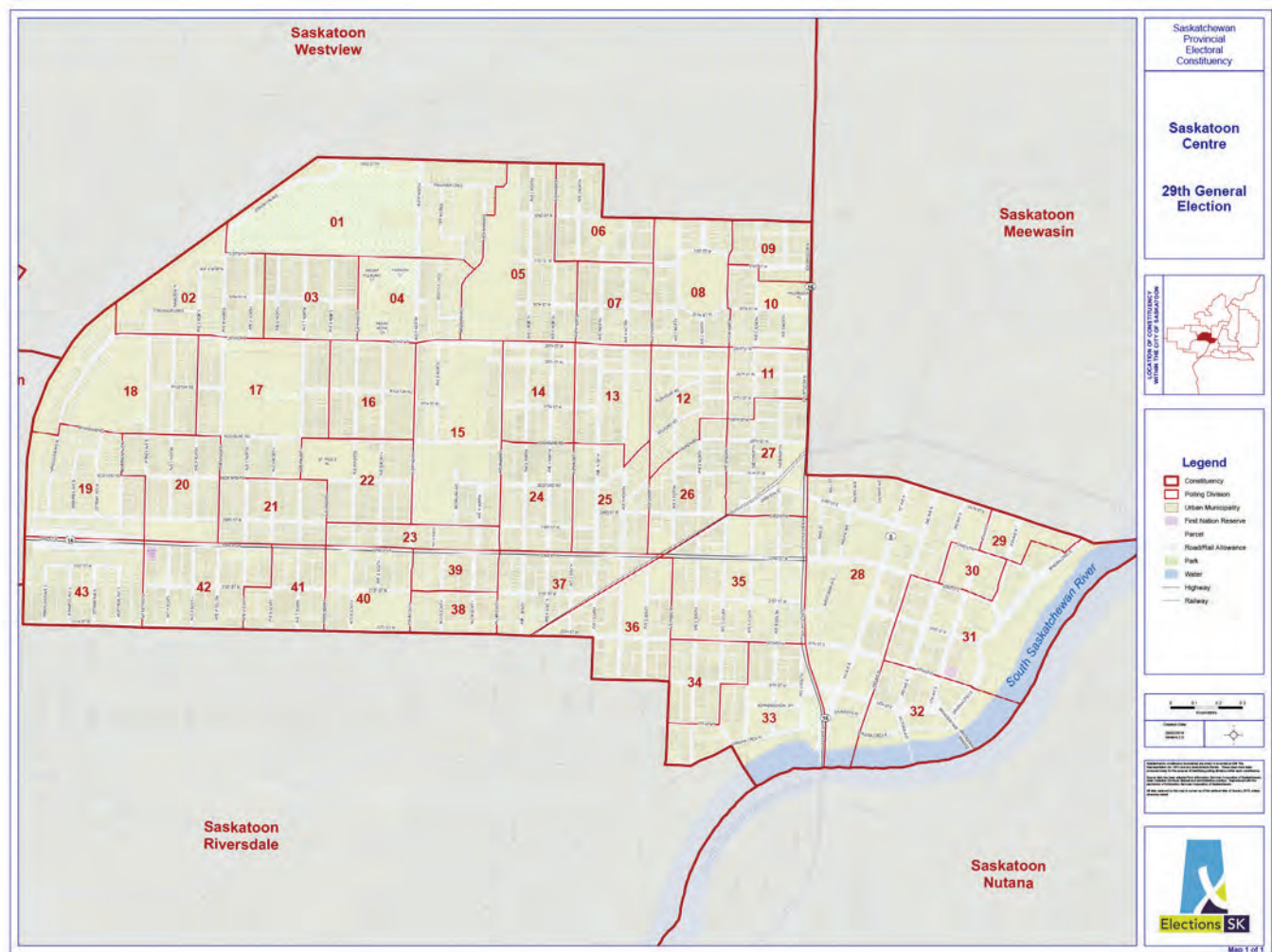


Saskatchewan Rivers - Polling Location			Votes Cast For					Ballots	
Poll	Poll Name	Registered Voters	Fred Lackie BP	Lyle Whitefish NDP	Shaun Harris PC	Marcia Neault SGP	Nadine Wilson SP	Rejected Ballots	Votes For Cands
35	Red Wing School	355	2	14	7	0	33	0	56
36	Red Wing School	385	7	17	9	2	49	1	84
37	Red Wing School	364	10	22	9	3	89	0	133
A001	Candle Lake Community Hall	-	19	42	19	4	233	0	317
A002	Choiceland Seniors Community Hall	-	11	27	12	8	194	0	252
A003	White Fox Community Hall	-	8	44	26	4	177	0	259
A004	Royal Canadian Legion	-	16	148	27	13	465	0	669
A005	Royal Canadian Legion Hall #136	-	31	45	22	6	296	2	400
A006	Par Place	-	22	153	40	9	547	0	771
A007	Big River Band Community Hall	-	1	279	3	1	19	3	303
PCF	Personal Care Facilities	49	2	8	4	1	22	0	37
ABS	Absentee	-	0	1	0	1	8	1	10
VBM	Vote By Mail/Extraordinary Voting	-	7	148	20	10	301	22	486
X-VOTE	RESULTS COMBINED WITH VBM								
HRT	Hospital, Remand and Temporarily Displaced	-	1	6	1	2	6	4	16
	Totals	12,211	292	1,839	424	117	4,401	76	7,073

	Candidate Elected - Nadine Wilson								
	Plurality	2,562							
	% Who Voted	58.55%							
	% By Party		4.13%	26.00%	5.99%	1.65%	62.22%		



VOTE SUMMARY BY CONSTITUENCY POLLING DIVISION: SASKATOON CENTRE



Saskatoon Centre - Polling Location			Votes Cast For			Ballots	
Poll	Poll Name	Registered Voters	Betty Nippi-Albright	Raven Reid	Kim Groff	Rejected Ballots	Votes For Cands
			NDP	SGP	SP		
1	St. Edward School (Gym Entrance)	293	31	0	36	0	67
2	Mount Royal School (West Gym) - Main Entrance Rusholme Road	282	41	2	24	0	67
3	Mount Royal School (West Gym) - Main Entrance Rusholme Road	243	19	0	26	0	45
4	St. Edward School (Gym Entrance)	351	58	3	50	0	111
5	E.D. Feehan Catholic High School (West Main Entrance)	372	41	1	29	0	71
6	E.D. Feehan Catholic High School (West Main Entrance)	342	39	4	24	0	67
7	Bedford Road Collegiate (Gym Entrance)	267	28	1	22	0	51
8	Bedford Road Collegiate (Gym Entrance)	240	32	0	13	0	45
9	Caswell School (Gym Entrance)	228	52	4	13	0	69
10	Caswell School (Gym Entrance)	246	53	4	34	2	91
11	Bedford Road Collegiate (Gym Entrance)	269	43	2	23	1	68
12	Bedford Road Collegiate (Gym Entrance)	314	59	2	15	0	76
13	Bedford Road Collegiate (Gym Entrance)	261	54	1	17	1	72
14	E.D. Feehan Catholic High School (West Main Entrance)	304	26	2	35	0	63
15	Mount Royal School (East Gym - West Parking Lot Entrance)	299	17	2	11	0	30
16	Howard Coad School (Main Entrance)	287	23	3	40	1	66
17	Howard Coad School (Main Entrance)	294	38	0	39	2	77
18	Mount Royal School (West Gym) - Main Entrance Rusholme Road	315	35	1	32	0	68
19	École St. Gerard School (Gym Entrance 23Rd St)	328	39	1	53	0	93
20	Mount Royal School (West Gym - Main Entrance)	312	29	1	31	0	61
21	Mount Royal School (East Gym - West Parking Lot Entrance)	314	24	3	12	0	39
22	St. Maria Goretti Community School	272	40	2	37	0	79
23	St. Maria Goretti Community School	238	14	2	9	1	25
24	Westmount School (Gym Entrance)	329	35	2	25	1	62
25	Westmount School (Gym Entrance)	350	55	2	23	0	80
26	Westmount School (Gym Entrance)	318	39	2	16	0	57
27	Westmount School (Gym Entrance)	299	40	6	12	0	58
28	Hilton Garden Inn (Ballrooms - Main Entrance)	353	31	1	22	0	54
29	Hilton Garden Inn (Ballrooms - Main Entrance)	361	20	2	6	1	28

Continued on next page



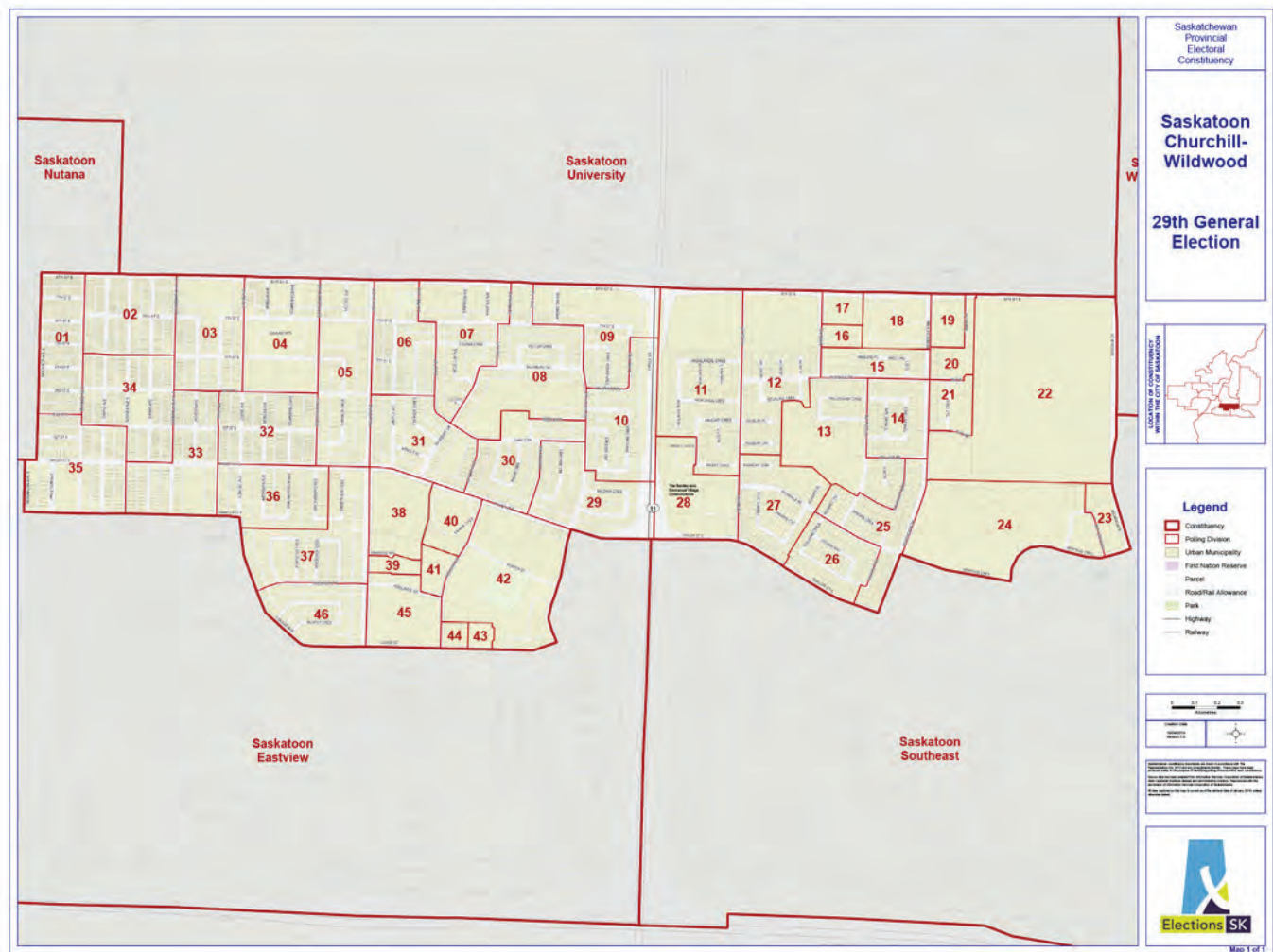


Saskatoon Centre - Polling Location			Votes Cast For			Ballots	
Poll	Poll Name	Registered Voters	Betty Nippi-Albright NDP	Raven Reid SGP	Kim Groff SP	Rejected Ballots	Votes For Cands
30	Knox United Church (Main Entrance)	260	37	3	7	1	47
31	Knox United Church (Main Entrance)	322	11	4	16	1	31
32	Hilton Garden Inn (Garden Ballroom - Main Entrance)	366	13	3	21	0	37
33	TCU Place (Centennial C - Main Entrance)	444	32	6	10	0	48
34	TCU Place (Centennial C - Main Entrance)	334	28	2	10	0	40
35	TCU Place (Centennial C - Main Entrance)	338	22	0	8	0	30
36	Hilton Garden Inn (Ballrooms - Main Entrance)	274	23	0	3	0	26
37	Hilton Garden Inn (Ballrooms - Main Entrance)	243	6	0	12	0	18
38	E.D. Feehan Catholic High School (West Main Entrance)	263	5	1	1	0	7
39	E.D. Feehan Catholic High School (West Main Entrance)	272	11	1	3	0	15
40	Mount Royal School (East Gym - West Parking Lot Entrance)	359	17	1	8	0	26
41	Mount Royal School (East Gym - West Parking Lot Entrance)	362	16	1	7	0	24
42	École St. Gerard School (Gym Entrance 23rd St)	307	17	0	17	0	34
43	École St. Gerard School (Gym Entrance 23rd St)	299	23	0	31	0	54
A001	St. Mary's Parish Hall	-	422	21	365	3	808
A002	St. Mary's Parish Hall	-	291	15	244	3	550
A003	Knox United Church (Main Entrance)	-	409	16	270	3	695
PCF	Personal Care Facilities	398	65	9	55	1	129
ABS	Absentee	-	9	0	5	1	14
VBM	Vote By Mail	-	541	11	198	40	750
HRT	Hospital, Remand and Temporarily Displaced	-	27	2	11	12	40
	Totals	13,522	3,080	152	2,031	75	5,263

	Candidate Elected - Betty Nippi-Albright					
	Plurality	1,049				
	% Who Voted	39.48%				
	% By Party		58.52%	2.89%	38.59%	



VOTE SUMMARY BY CONSTITUENCY POLLING DIVISION: SASKATOON CHURCHILL- WILDWOOD

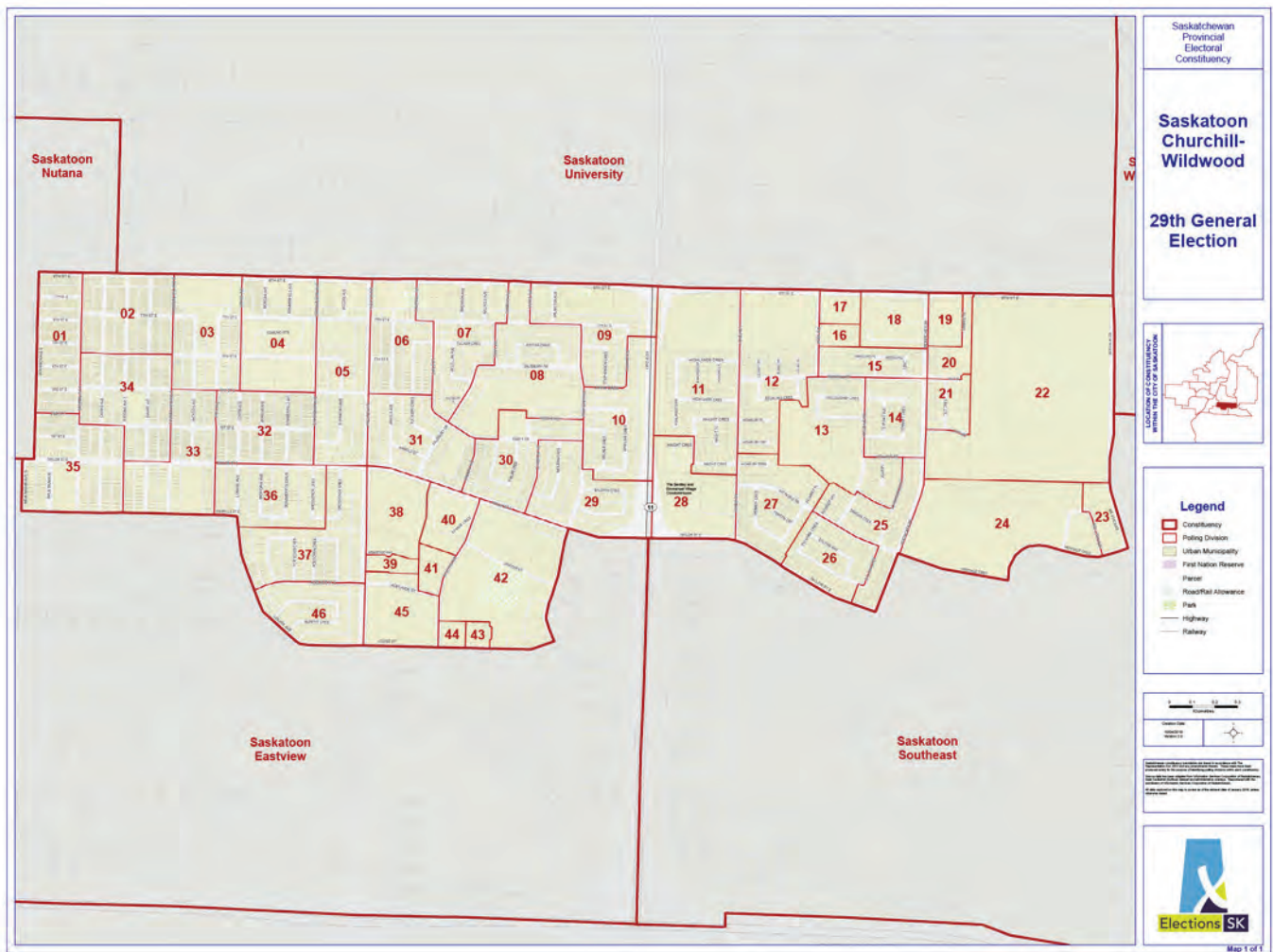


Saskatoon Churchill-Wildwood - Polling Location			Votes Cast For				Ballots	
Poll	Poll Name	Registered Voters	Dave McGrane NDP	John Lowe PC	Gillian Walker SGP	Lisa Lambert SP	Rejected Ballots	Votes For Cands
1	Holliston School	285	33	1	0	35	0	69
2	Holliston School	298	44	1	1	25	0	71
3	Holliston School	270	41	5	1	43	0	90
4	Holliston School	259	46	0	0	13	0	59
5	Walter Murray High School (Gym 1)	321	40	1	0	30	0	71
6	Brevoort Park School (Gym 1)	291	34	2	3	22	0	61
7	Brevoort Park School (Gym 1)	306	38	0	1	25	0	64
8	École St. Matthew School	309	34	2	1	32	0	69
9	École St. Matthew School	296	40	3	4	32	0	79
10	École St. Matthew School	256	32	1	1	46	0	80
11	Bishop Pocock School (Gym)	348	20	1	3	33	0	57
12	Bishop Pocock School (Gym)	289	25	0	1	27	0	53
13	Wildwood School (Gym)	219	22	2	2	31	0	57
14	Wildwood School (Gym)	228	15	0	1	26	0	42
15	Wildwood School (Gym)	226	16	1	1	14	0	32
16	Wildwood School (Gym)	203	3	0	0	10	0	13
17	Wildwood School (Stage)	347	9	0	0	18	0	27
18	Good Shepherd Lutheran Church	275	17	0	0	21	0	38
19	Good Shepherd Lutheran Church	244	23	1	0	19	0	43
20	Lakewood Civic Centre (Multipurpose Room)	299	24	0	1	7	0	32
21	Lakewood Civic Centre (Gymnasium)	314	23	0	1	19	0	43
22	Lakewood Civic Centre (Gymnasium)	277	19	2	3	21	0	45
23	Lakewood Civic Centre (Gymnasium)	367	12	2	0	20	0	34
24	Lakewood Civic Centre (Gymnasium)	295	7	0	0	19	0	26
25	Lakewood Civic Centre (Library Auditorium)	305	18	1	2	19	0	40
26	Bishop Pocock School (Multipurpose Room)	257	26	2	1	27	0	56
27	Bishop Pocock School (Gym)	296	28	1	1	40	1	70
28	The Bentley	274	28	11	2	57	0	98
29	Brevoort Park School (Gym 2)	304	42	1	2	38	0	83
30	Brevoort Park School (Gym 2)	261	30	1	3	27	1	61
31	Walter Murray High School (Gym 1)	271	31	3	2	33	0	69
32	Walter Murray High School (Gym 1)	269	38	6	0	30	0	74
33	St. Philip School	273	35	1	2	39	0	77
34	St. Philip School	293	35	1	2	27	0	65

Continued on next page



SASKATOON CHURCHILL-WILDWOOD (CONTINUED)

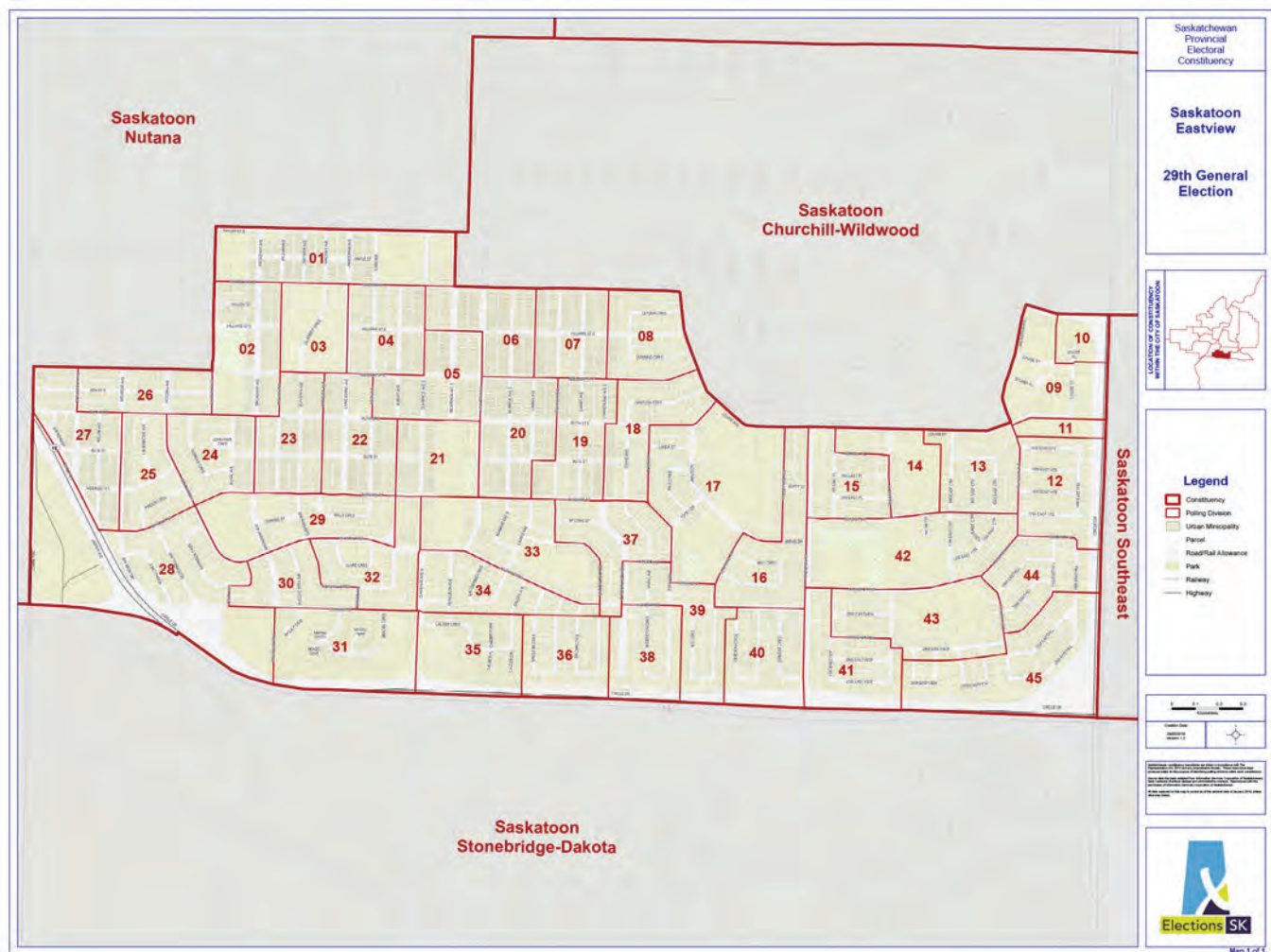


Saskatoon Churchill-Wildwood - Polling Location			Votes Cast For				Ballots	
Poll	Poll Name	Registered Voters	Dave McGrane NDP	John Lowe PC	Gillian Walker SGP	Lisa Lambert SP	Rejected Ballots	Votes For Cands
35	St. Philip School	303	38	1	2	33	0	74
36	Walter Murray High School (Gym 2)	257	18	2	1	26	0	47
37	Walter Murray High School (Gym 2)	318	40	0	1	28	0	69
38	Legion Manor	290	22	4	1	49	0	76
39	Preston Park II Retirement Residence	306	48	6	4	122	0	180
40	Eamer Court	213	33	8	2	49	1	92
41	Holy Cross High School	169	3	1	0	22	0	26
42	Holy Cross High School	247	2	1	1	19	0	23
43	Ilarion Residence	165	33	7	1	68	0	109
44	Scott/Forget Towers	251	51	11	4	62	0	128
45	Holy Cross High School	184	1	3	0	12	1	16
46	Holy Cross High School	233	24	0	1	23	0	48
A001	Good Shepherd Lutheran Church	-	282	9	10	331	0	632
A002	Good Shepherd Lutheran Church	-	264	14	5	324	2	607
A003	Lakewood Civic Centre (Gymnasium)	-	161	13	7	261	2	442
A004	Lakewood Civic Centre (Gymnasium)	-	235	6	6	322	0	569
A005	Lakewood Civic Centre (Gymnasium)	-	176	11	12	352	1	551
PCF	Personal Care Facilities	139	21	15	6	17	12	59
ABS	Absentee	-	50	19	3	117	3	189
VBM	Vote By Mail/Extraordinary Voting	-	1142	11	20	671	66	1,844
X-VOTE	RESULTS COMBINED WITH VBM							
HRT	Hospital, Remand and Temporarily Displaced	-	8	3	1	6	0	18
	Totals	12,700	3,580	198	130	3,839	90	7,747

	Candidate Elected - Lisa Lambert							
	Plurality	259						
	% Who Voted	61.71%						
	% By Party		46.21%	2.56%	1.68%	49.55%		



VOTE SUMMARY BY CONSTITUENCY POLLING DIVISION: SASKATOON EASTVIEW

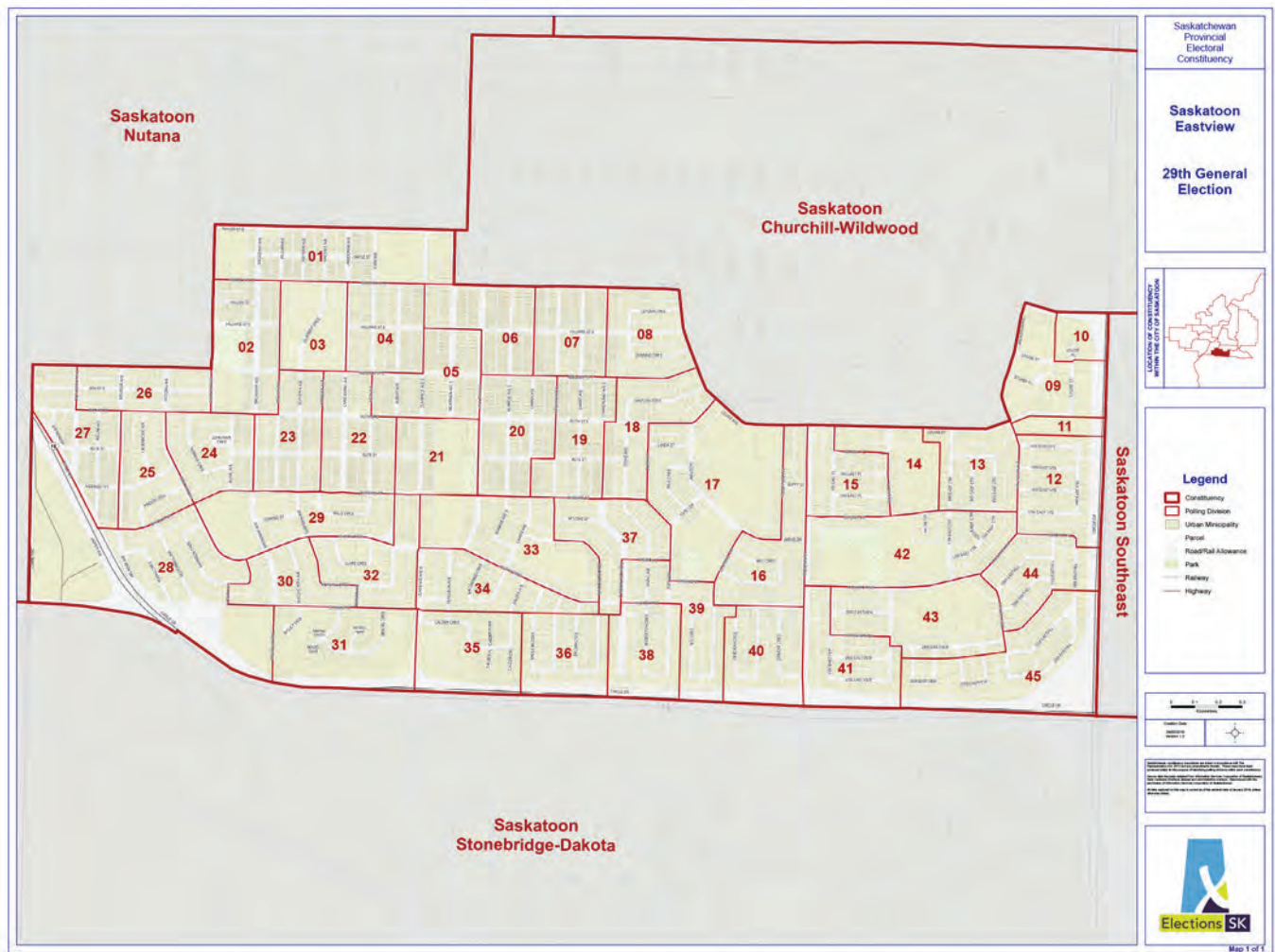


Saskatoon Eastview - Polling Location			Votes Cast For			Ballots	
Poll	Poll Name	Registered Voters	Matt Love	Jan Norris	Chris Guérette	Rejected Ballots	Votes For Cands
			NDP	SGP	SP		
1	Aden Bowman Collegiate (Gym 1 - Main Entrance)	286	43	1	26	0	70
2	Aden Bowman Collegiate (Gym 1 - Main Entrance)	265	44	0	16	0	60
3	Aden Bowman Collegiate (Gym 1 - Main Entrance)	353	54	0	16	0	70
4	Aden Bowman Collegiate (Gym 1 - Main Entrance)	268	34	1	18	2	53
5	St. Martin's United Church	254	26	1	10	0	37
6	Aden Bowman Collegiate (Gym 2 - Main Entrance)	263	15	1	15	0	31
7	Aden Bowman Collegiate (Gym 2 - Main Entrance)	255	25	3	25	0	53
8	École Canadienne-Française Pavillon Gustave-Dubois	287	19	2	20	0	41
9	Royal Canadian Legion	210	19	3	28	1	50
10	St. Volodymyr	351	63	16	115	0	194
11	Royal Canadian Legion	260	13	2	29	0	44
12	Royal Canadian Legion	336	24	2	30	0	56
13	École Alvin Buckwold Public School	229	35	2	15	0	52
14	École Alvin Buckwold Public School	257	31	3	13	0	47
15	École Canadienne-Française Pavillon Gustave-Dubois	216	30	1	21	0	52
16	Prince Philip School	316	45	3	51	0	99
17	École Canadienne-Française Pavillon Gustave-Dubois	326	28	2	28	0	58
18	École Canadienne-Française Pavillon Gustave-Dubois	306	22	5	23	0	50
19	École Canadienne-Française Pavillon Gustave-Dubois	236	14	3	30	0	47
20	St. Martin's United Church	308	24	1	16	0	41
21	St. Martin's United Church	265	19	2	19	0	40
22	Aden Bowman Collegiate (Gym 2 - Main Entrance)	276	29	3	14	0	46
23	Aden Bowman Collegiate (Gym 2 - Main Entrance)	304	34	2	25	1	61
24	Queen Elizabeth School	255	26	2	25	0	53
25	John Lake School	279	27	2	28	0	57
26	Queen Elizabeth School	270	35	0	32	0	67
27	Queen Elizabeth School	309	47	1	26	0	74
28	John Lake School	329	54	2	28	0	84
29	Georges Vanier School	325	39	1	13	1	53
30	Georges Vanier School	219	22	0	26	0	48
31	Georges Vanier School	293	16	1	22	1	39

Continued on next page



SASKATOON EASTVIEW (CONTINUED)

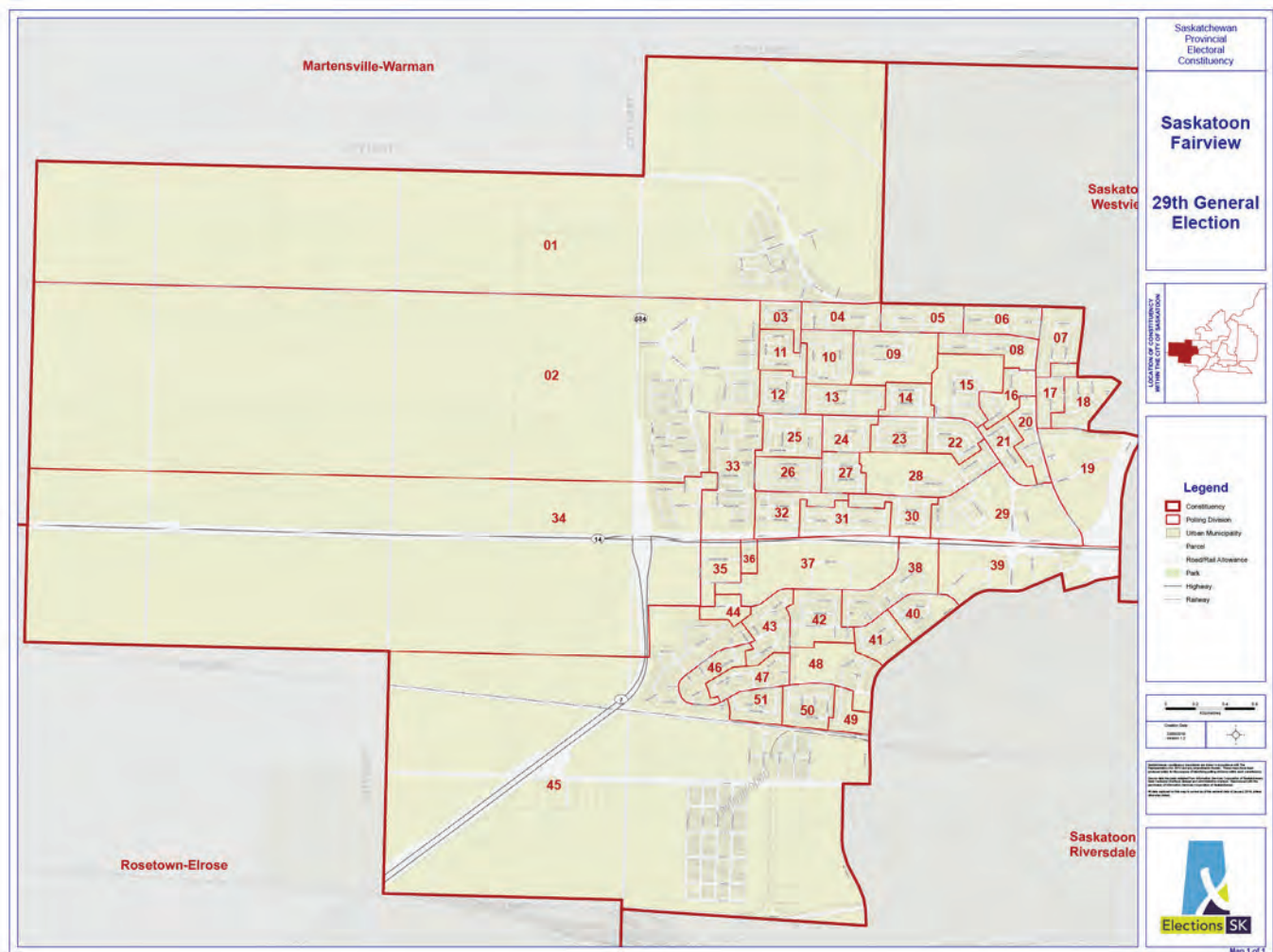


Saskatoon Eastview - Polling Location			Votes Cast For			Ballots	
Poll	Poll Name	Registered Voters	Matt Love	Jan Norris	Chris Guérette	Rejected Ballots	Votes For Cands
			NDP	SGP	SP		
32	Georges Vanier School	240	21	1	34	0	56
33	Hugh Cairns V.C. School	276	29	0	35	0	64
34	Georges Vanier School	261	18	4	10	0	32
35	Hugh Cairns V.C. School	260	27	2	28	0	57
36	Hugh Cairns V.C. School	269	23	2	31	0	56
37	Prince Philip School	295	41	0	42	0	83
38	Hugh Cairns V.C. School	261	32	2	11	0	45
39	Prince Philip School	271	34	2	51	0	87
40	Prince Philip School	320	35	5	30	1	70
41	Pope John Paul II School	304	40	3	42	0	85
42	École Alvin Buckwold Public School	314	36	3	45	0	84
43	Pope John Paul II School	297	34	2	24	0	60
44	École Alvin Buckwold Public School	311	39	4	37	0	80
45	Pope John Paul II School	394	44	2	44	0	90
A001	École Canadienne-Française Pavillon Gustave-Dubois	-	237	16	268	2	521
A002	École Canadienne-Française Pavillon Gustave-Dubois	-	277	23	284	1	584
A003	École Canadienne-Française Pavillon Gustave-Dubois	-	281	13	283	4	577
A004	St. Martin's United Church - (A4)	-	276	22	324	0	622
A005	St. Martin's United Church - (A5)	-	329	17	341	1	687
A006	St. Martin's United Church - (A6)	-	291	17	252	1	560
PCF	Personal Care Facilities	94	16	3	11	1	30
ABS	Absentee	-	87	2	124	20	213
VBM	Vote By Mail	-	855	20	543	46	1,418
HRT	Hospital, Remand and Temporarily Displaced	-	5	1	7	3	13
Totals		12,873	4,063	234	3,704	86	8,001

Candidate Elected - Matt Love						
Plurality	359					
% Who Voted	62.82%					
% By Party		50.78%	2.92%	46.29%		



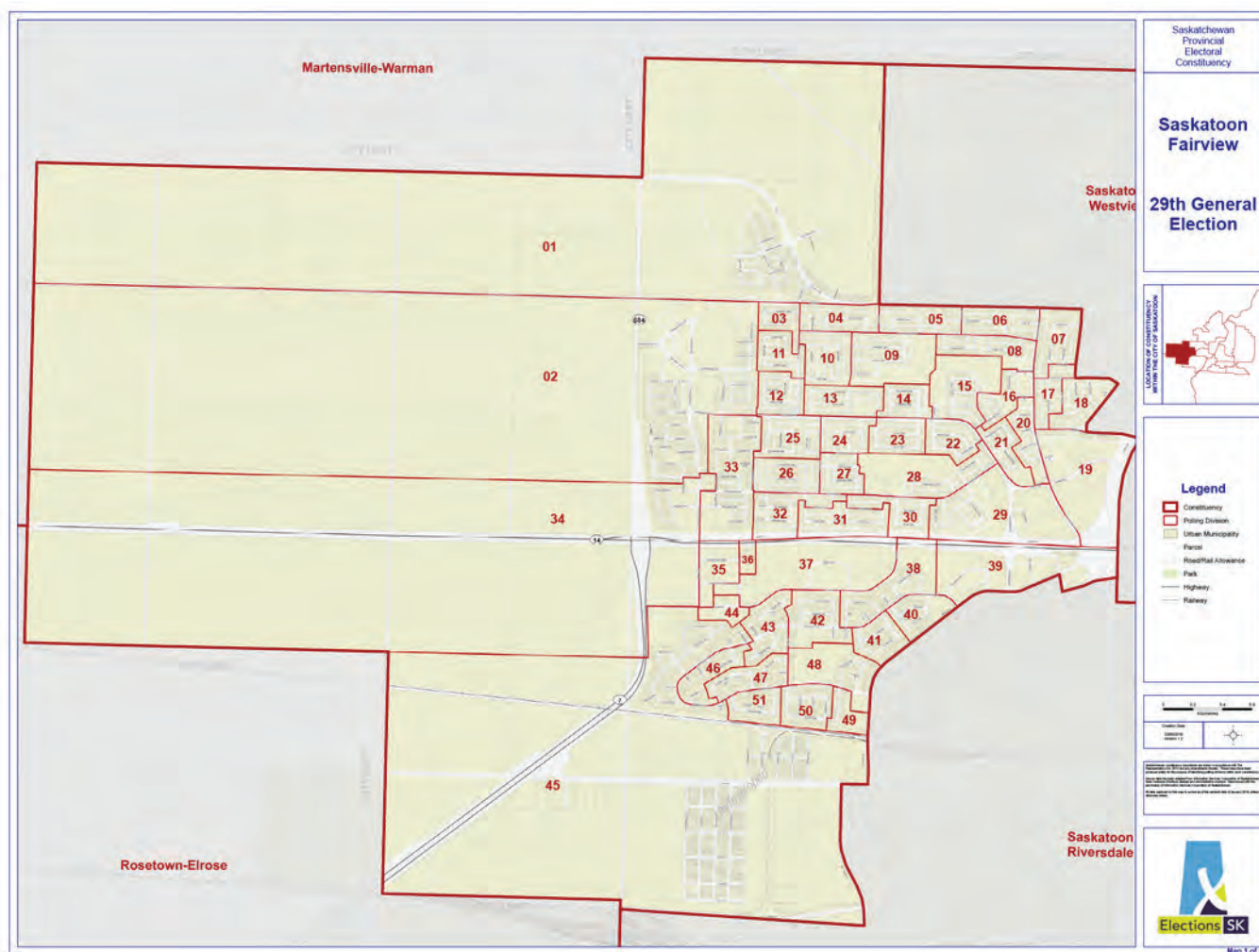
VOTE SUMMARY BY CONSTITUENCY POLLING DIVISION: SASKATOON FAIRVIEW



Saskatoon Fairview - Polling Location			Votes Cast For				Ballots	
Poll	Poll Name	Registered Voters	Vicki Mowat	Tony Ollenberger	Tobi-Dawne Smith	Manny Sadhra	Rejected Ballots	Votes For Cands
			NDP	PC	SGP	SP		
1	Wahkohtowin (Confederation Park School) Gym (Gym Entrance)	514	36	3	3	47	0	89
2	Wahkohtowin (Confederation Park School) Gym (Gym Entrance)	495	43	5	4	38	0	90
3	Wahkohtowin (Confederation Park School) Gym (Gym Entrance)	213	22	0	0	10	1	32
4	Wahkohtowin (Confederation Park School) Gym (Gym Entrance)	282	26	2	1	16	0	45
5	Westgate Alliance Church (Sanctuary)	299	16	4	1	10	0	31
6	Saskatoon Evangelical Free Church (Gym - Parking Lot Entrance)	303	26	4	0	18	0	48
7	Westgate Alliance Church (Sanctuary)	330	26	4	1	16	0	47
8	Lester B. Pearson School (Multipurpose Room - Main Entrance)	379	28	1	3	11	1	43
9	Lester B. Pearson School (Multipurpose Room - Main Entrance)	319	30	8	1	15	0	54
10	Cosmo Civic Centre (Gym - Main Entrance)	319	27	5	4	20	1	56
11	Bishop Roborecki School (Gym - Parking Lot Entrance)	294	33	1	0	24	0	58
12	Bishop Roborecki School (Gym - Parking Lot Entrance)	340	33	4	1	23	0	61
13	Bishop Roborecki School (Gym - Parking Lot Entrance)	375	40	5	0	17	0	62
14	Cosmo Civic Centre (Gym - Main Entrance)	229	19	1	1	13	0	34
15	Cosmo Civic Centre (Gym - Main Entrance)	282	27	3	3	6	0	39
16	Westgate Alliance Church (Sanctuary)	267	36	1	2	10	0	49
17	Saskatoon Evangelical Free Church (Gym - Parking Lot Entrance)	199	28	2	0	9	1	39
18	Saskatoon Evangelical Free Church (Gym - Parking Lot Entrance)	246	24	3	1	11	0	39
19	Cosmo Civic Centre (Gym - Main Entrance)	260	24	2	1	12	0	39
20	Westgate Alliance Church (Sanctuary)	331	27	2	0	10	0	39
21	Westgate Alliance Church (Sanctuary)	298	31	4	1	29	0	65
22	Lester B. Pearson School (Large Gym - Gym Entrance)	258	19	1	1	7	0	28
23	Lester B. Pearson School (Large Gym - Gym Entrance)	277	31	6	0	14	0	51
24	Tommy Douglas Collegiate (Small Gym - Main Entrance)	222	15	2	1	14	0	32
25	Father Vachon School (Gym - Main Entrance)	347	49	6	2	24	0	81
26	Tommy Douglas Collegiate (Large Gym - Parking Lot Entrance)	299	27	2	1	23	0	53
27	Tommy Douglas Collegiate (Large Gym - Parking Lot Entrance)	239	13	0	0	18	0	31
28	Lester B. Pearson School (Large Gym - Gym Entrance)	222	23	1	0	15	0	39
29	Tommy Douglas Collegiate (Small Gym - Main Entrance)	320	20	2	5	9	0	36
30	Tommy Douglas Collegiate (Small Gym - Main Entrance)	261	26	3	2	19	0	50
31	Tommy Douglas Collegiate (Small Gym - Main Entrance)	273	19	2	1	13	0	35
32	Father Vachon School (Gym - Main Entrance)	251	32	3	0	20	0	55
33	Father Vachon School (Gym - Main Entrance)	446	42	3	2	49	0	96
34	Tommy Douglas Collegiate (Large Gym - Parking Lot Entrance)	338	26	4	2	17	0	49

Continued on next page



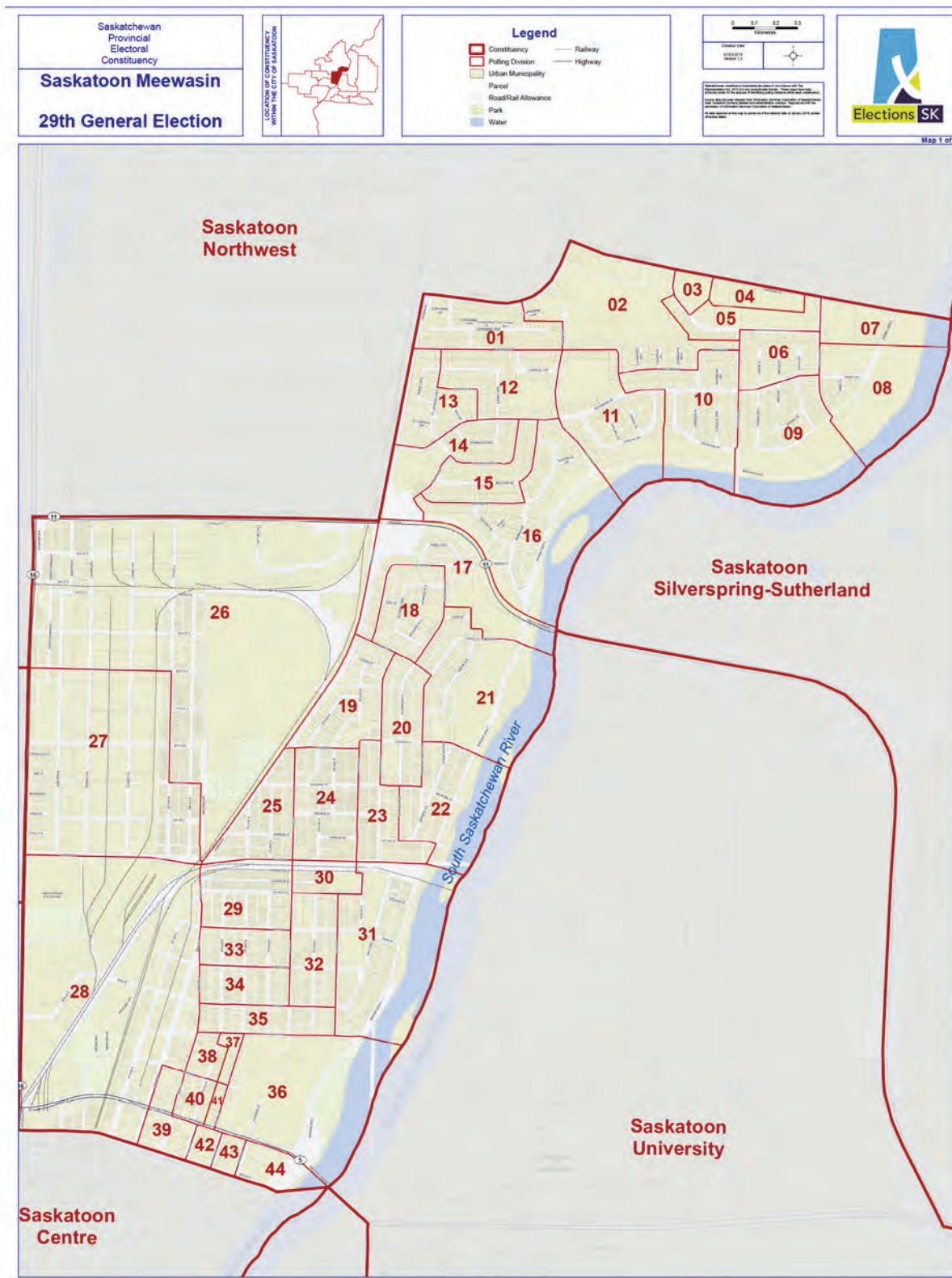


Saskatoon Fairview - Polling Location			Votes Cast For				Ballots	
Poll	Poll Name	Registered Voters	Vicki Mowat NDP	Tony Ollenberger PC	Tobi-Dawne Smith SGP	Manny Sadhra SP	Rejected Ballots	Votes For Cands
35/36	Tommy Douglas Collegiate (Large Gym - Parking Lot Entrance) / Tommy Douglas Collegiate (Large Gym - Parking Lot Entrance)	265	29	2	2	9	0	42
37	Tommy Douglas Collegiate (Large Gym - Parking Lot Entrance)	376	42	0	1	22	1	65
38	James L. Alexander School (Mudroom - Main Entrance)	308	30	1	3	16	1	50
39	Bethlehem Catholic High School (Small Gym - Shaw Centre Secondary Entrance)	155	21	1	0	6	0	28
40	Bethlehem Catholic High School (Small Gym - Shaw Centre Secondary Entrance)	263	20	4	1	15	0	40
41	Bethlehem Catholic High School (Small Gym - Shaw Centre Secondary Entrance)	258	27	4	1	13	0	45
42	Bethlehem Catholic High School (Small Gym - Shaw Centre Secondary Entrance)	285	20	2	0	25	0	47
43	James L. Alexander School (Gym - Main Entrance)	287	41	1	1	29	0	72
44	James L. Alexander School (Gym - Main Entrance)	333	19	3	0	11	0	33
45	James L. Alexander School (Gym - Main Entrance)	324	42	4	0	35	0	81
46	James L. Alexander School (Gym - Main Entrance)	239	36	0	1	19	0	56
47	Westside Pentecostal Church Fellowship Hall (Parking Lot Entrance)	289	15	2	4	24	0	45
48	Westside Pentecostal Church Fellowship Hall (Parking Lot Entrance)	301	25	4	0	29	0	58
49	St. Marguerite School (Gym - Parking Lot Entrance)	245	28	4	1	14	0	47
50	St. Marguerite School (Gym - Parking Lot Entrance)	286	47	6	0	37	0	90
51	St. Marguerite School (Gym - Parking Lot Entrance)	209	22	1	3	20	0	46
A001	Saskatoon Evangelical Free Church (Parking Lot Entrance)	-	448	32	6	287	2	773
A002	Saskatoon Evangelical Free Church (Parking Lot Entrance)	-	427	39	8	319	4	793
A003	Westgate Alliance Church (Main Entrance)	-	404	43	15	454	2	916
A004	Westgate Alliance Church (Main Entrance)	-	470	30	17	397	5	914
PCF	Personal Care Facilities	202	42	19	9	29	1	99
ABS	Absentee	-	91	0	2	33	7	126
VBM	Vote By Mail, Extraordinary Voting	-	457	13	9	313	42	792
X-VOTE	RESULTS COMBINED WITH VBM							
HRT	Hospital, Remand and Temporarily Displaced	-	12	1	2	5	1	20
	Totals	14,952	3,759	315	131	2,768	70	6,973

	Candidate Elected - Vicki Mowat						
	Plurality	991					
	% Who Voted	47.10%					
	% By Party		53.91%	4.52%	1.88%	39.70%	



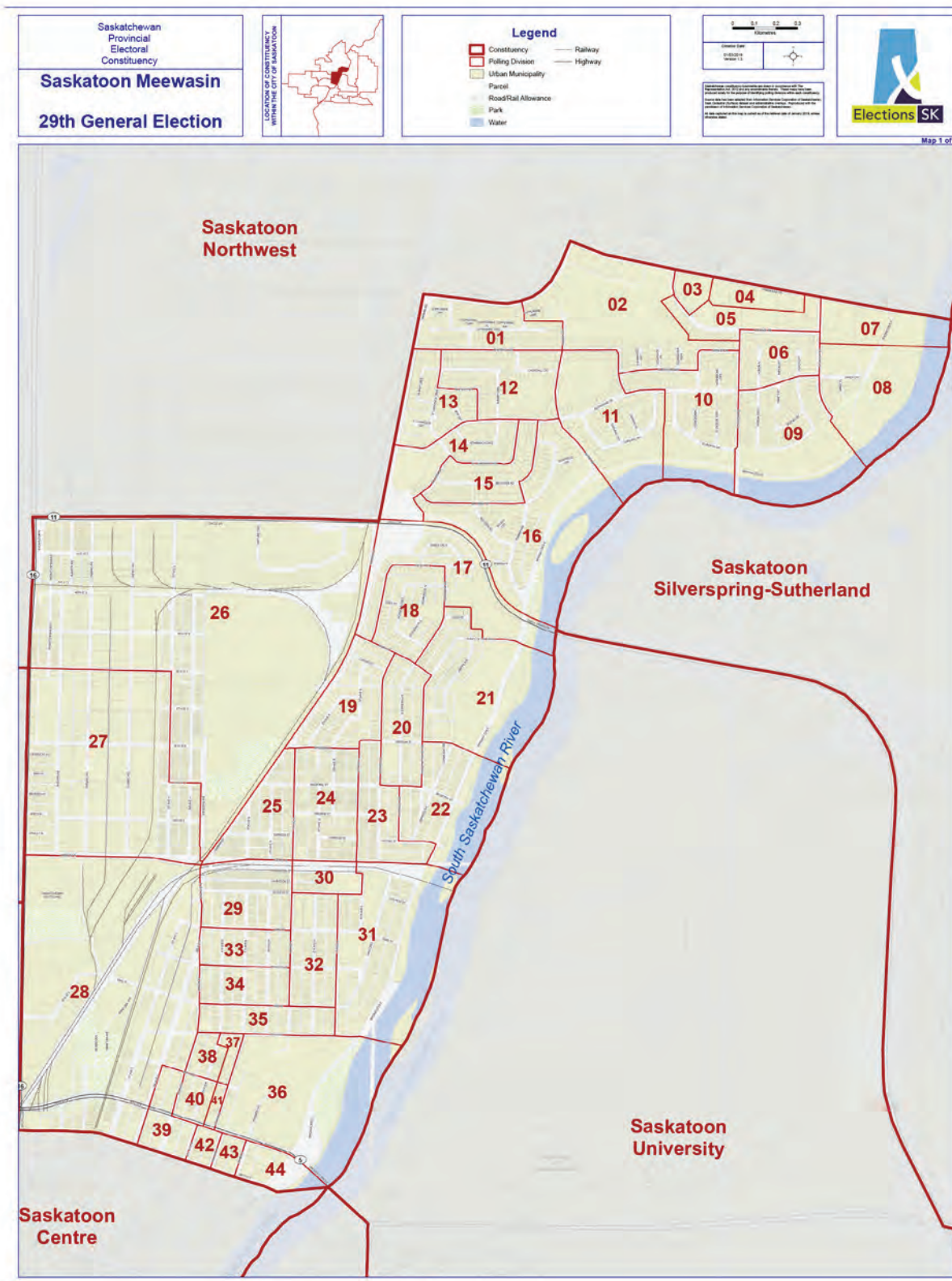
VOTE SUMMARY BY CONSTITUENCY POLLING DIVISION: SASKATOON MEEWASIN



Saskatoon Meewasin - Polling Location			Votes Cast For			Ballots	
Poll	Poll Name	Registered Voters	Ryan Meili NDP	Jacklin Andrews SGP	Rylund Hunter SP	Rejected Ballots	Votes For Cands
1	St. Anne School (Main Entrance)	333	35	3	40	0	78
2	St. Anne School (Main Entrance)	280	27	4	31	0	62
3	Henk Ruys Soccer Centre	203	4	0	12	0	16
4	Lawson Heights Alliance Church (Main Entrance)	299	11	1	28	0	40
5	Lawson Heights Alliance Church (Main Entrance)	353	24	0	16	0	40
6	Pinehouse Drive Seventh-Day Adventist Church (Parking Lot Entrance)	220	20	2	17	0	39
7	The Neighbourhood Church (East Parking Lot Entrance)	268	17	1	15	0	33
8	The Neighbourhood Church (East Parking Lot Entrance)	241	19	2	20	0	41
9	Rusty Macdonald Branch Library (Auditorium - Main Entrance)	261	17	0	28	0	45
10	Rusty Macdonald Branch Library (Auditorium - Main Entrance)	336	24	2	47	0	73
11	École River Heights School (Large Gym - Gym Entrance)	278	40	3	38	0	81
12	École River Heights School (Small Gym - Main Entrance)	306	30	0	35	0	65
13	École River Heights School (Small Gym - Main Entrance)	345	25	2	22	0	49
14	École River Heights School (Large Gym - Gym Entrance)	273	21	7	20	1	48
15	École River Heights School (Large Gym - Gym Entrance)	234	12	1	25	0	38
16	École River Heights School (Large Gym - Gym Entrance)	326	16	1	51	3	68
17	Saints Martyrs Canadiens Church (Main Entrance)	292	27	3	49	0	79
18	Saints Martyrs Canadiens Church (Main Entrance)	253	31	0	39	1	70
19	North Park Wilson School (Large Gym - Main Entrance)	252	33	2	43	0	78
20	École St. Paul School (Gym - Main Entrance)	265	37	2	41	0	80
21	École St. Paul School (Gym - Main Entrance)	308	41	2	37	2	80
22	North Park Wilson School (Multipurpose Room - Main Entrance)	257	47	2	29	0	78
23	North Park Wilson School (Large Gym - Main Entrance)	288	36	3	30	0	69
24	North Park Wilson School (Large Gym - Main Entrance)	318	54	3	50	0	107
25	Saskatchewan Polytechnic (Gym Entrance)	278	32	4	22	0	58
26	Saskatchewan Polytechnic (Gym Entrance)	325	23	3	22	0	48
27	Saskatchewan Polytechnic (Gym Entrance)	393	31	2	11	0	44
28	Saskatchewan Polytechnic (Gym Entrance)	286	19	2	8	1	29
29	Saskatchewan Polytechnic (Gym Entrance)	311	37	2	9	0	48
30	North Park Wilson School (Large Gym - Main Entrance)	220	26	1	13	0	40
31	City Park School (Gym - Main Entrance)	304	39	6	30	0	75
32	City Park School (Gym - Main Entrance)	308	49	0	24	0	73
33	City Park School (Gym - Main Entrance)	285	34	2	21	0	57

Continued on next page



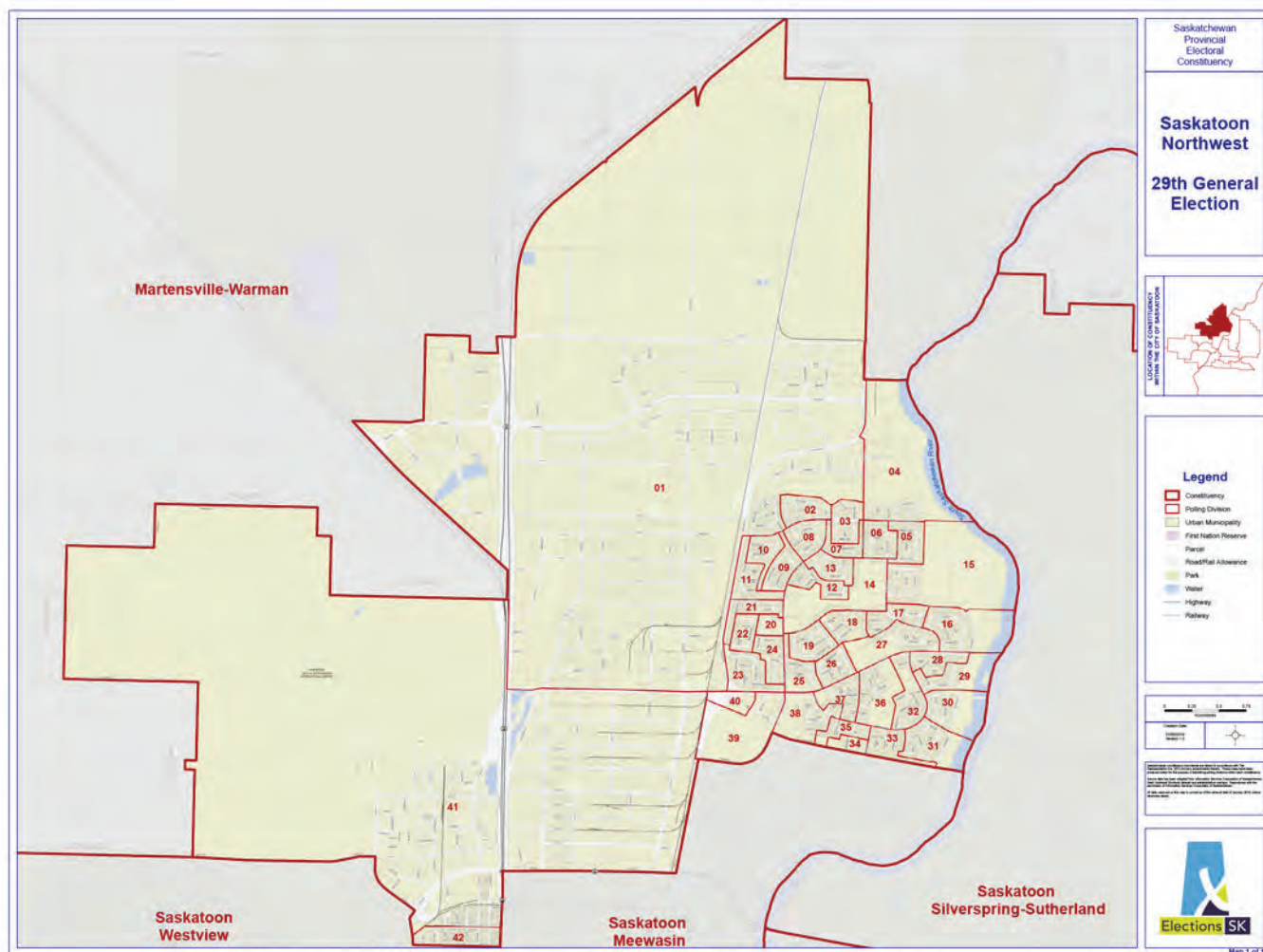


Saskatoon Meewasin - Polling Location			Votes Cast For			Ballots	
Poll	Poll Name	Registered Voters	Ryan Meili NDP	Jacklin Andrews SGP	Rylund Hunter SP	Rejected Ballots	Votes For Cands
34	City Park School (Gym - Main Entrance)	278	28	3	31	1	62
35	City Park School (Gym - Main Entrance)	252	27	0	16	0	43
36	Nutrien Wonderhub (Main Entrance)	355	33	1	8	0	42
37	First Mennonite Church (Parking Lot Entrance)	249	31	3	17	0	51
38	First Mennonite Church (Parking Lot Entrance)	349	42	7	23	0	72
39	Third Avenue United Church (Main Entrance)	309	27	0	3	0	30
40	Third Avenue United Church (Main Entrance)	262	31	5	10	0	46
41	Third Avenue United Church (Main Entrance)	304	27	3	10	1	40
42	Park Town Hotel (Main Entrance)	336	14	2	20	0	36
43	Park Town Hotel (Main Entrance)	363	25	0	24	0	49
44	Park Town Hotel (Main Entrance)	305	30	1	24	0	55
A001	Third Avenue United Church (Main Entrance)	-	298	3	193	2	494
A002	Third Avenue United Church (Main Entrance)	-	288	14	203	0	505
A003	Rusty Macdonald Branch Library (Auditorium - Main Entrance)	-	291	15	366	0	672
A004	Rusty Macdonald Branch Library (Auditorium - Main Entrance)	-	300	21	340	1	661
A005	Henk Ruys Soccer Centre	-	273	17	566	1	856
PCF	Personal Care Facilities	121	19	4	28	1	51
ABS	Absentee	-	5	0	2	0	7
VBM	Vote By Mail	-	960	21	523	64	1,504
HRT	Hospital, Remand and Temporarily Displaced	-	13	0	3	5	16
	Totals	12,982	3,700	188	3,333	84	7,221

	Candidate Elected - Ryan Meili						
	Plurality	367					
	% Who Voted	56.27%					
	% By Party		51.24%	2.60%	46.16%		



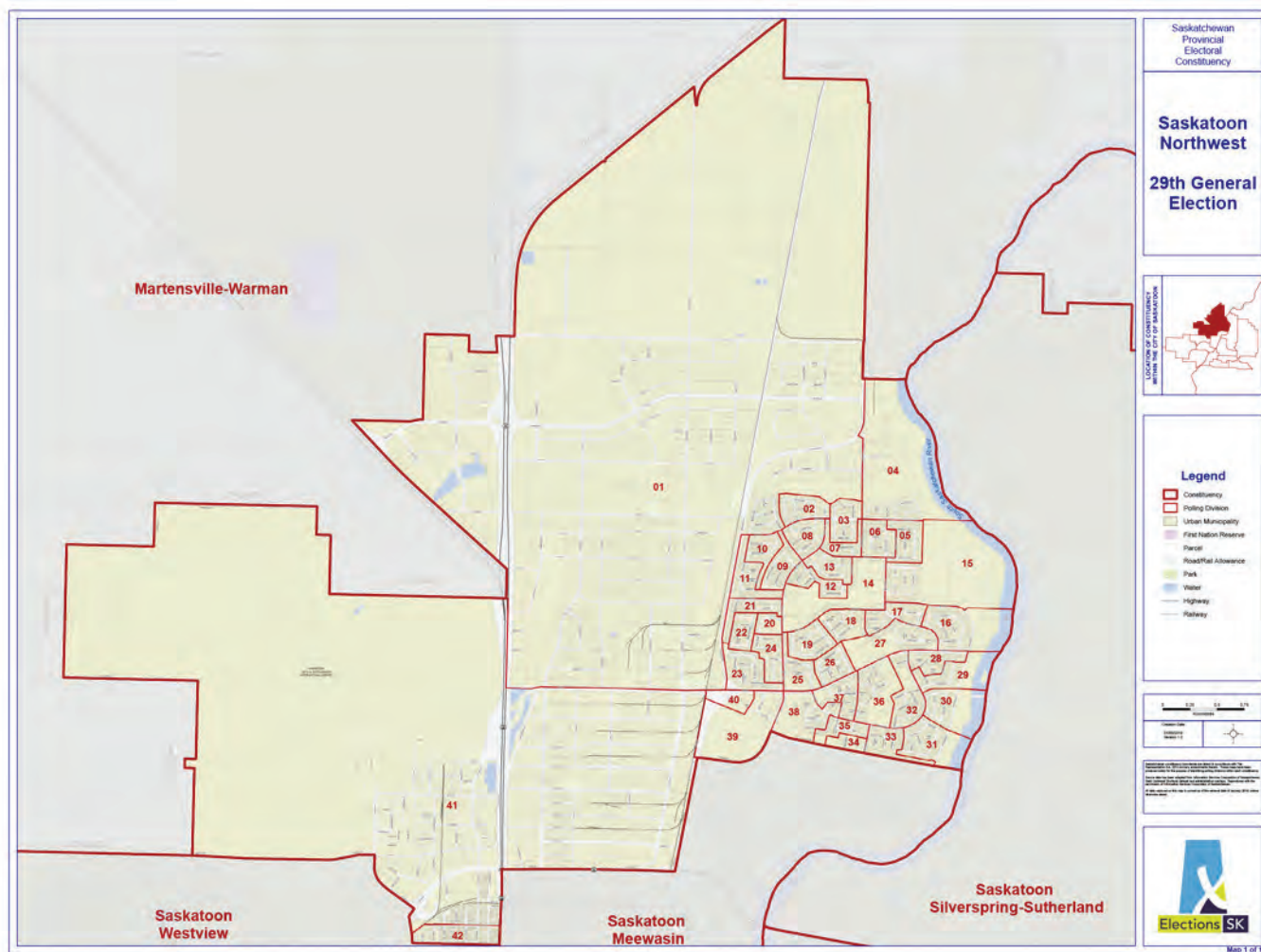
VOTE SUMMARY BY CONSTITUENCY POLLING DIVISION: SASKATOON NORTHWEST



Saskatoon Northwest - Polling Location			Votes Cast For			Ballots	
Poll	Poll Name	Registered Voters	Gillian Strange NDP	Maria Krznar SGP	Gordon Wyant SP	Rejected Ballots	Votes For Cands
1	St. Angela School	310	26	0	49	0	75
2	St. Angela School	250	9	0	26	1	35
3	École Sister O'Brien School	254	17	1	36	0	54
4	École Sister O'Brien School	271	17	1	47	0	65
5	Silverwood Heights School	284	24	1	34	1	59
6	Silverwood Heights School	289	35	1	24	0	60
7	Silverwood Heights School	207	13	3	34	0	50
8	St. Angela School	275	18	3	35	0	56
9	Brownell School (Large Gym)	353	42	0	50	0	92
10	Brownell School (Large Gym)	243	20	2	33	0	55
11	Bishop James Mahoney High School (Commons - Parking Lot Entrance)	275	21	2	32	0	55
12	Brownell School (Large Gym)	256	25	2	35	0	62
13	Brownell School (Small Gym)	289	21	2	32	0	55
14	Silverwood Heights Elementary School	328	19	5	45	0	69
15	Marion M Graham Collegiate (Theatre - Main Entrance)	323	19	6	48	0	73
16	Marion M Graham Collegiate (Gym - Main Entrance)	338	25	0	41	0	66
17	Marion M Graham Collegiate (Gym - Main Entrance)	310	18	0	35	0	53
18	Marion M Graham Collegiate (Gym - Main Entrance)	242	14	0	27	0	41
19	Bishop James Mahoney High School (Gym - Parking Lot Entrance)	316	20	3	42	1	65
20	Bishop James Mahoney High School (Gym - Parking Lot Entrance)	237	13	5	13	0	31
21	Bishop James Mahoney High School (Gym - Parking Lot Entrance)	228	27	1	29	0	57
22	Bishop James Mahoney High School (Gym - Parking Lot Entrance)	218	12	0	24	0	36
23	Bishop James Mahoney High School (Gym - Parking Lot Entrance)	277	17	2	33	0	52
24	Cornerstone Church (Gym - Rear Parking Lot Entrance)	273	28	0	20	0	48
25	Cornerstone Church (Gym - Rear Parking Lot Entrance)	323	8	0	36	0	44
26	Marion M. Graham Collegiate (Gym - Main Entrance)	270	14	0	38	0	52
27	Marion M. Graham Collegiate (Gym - Main Entrance)	296	22	2	28	0	52
28	Marion M. Graham Collegiate (Gym - Main Entrance)	224	15	1	24	2	40
29	St. George School (North Parking Lot Entrance)	218	26	2	32	0	60
30	St. George School (North Parking Lot Entrance)	199	18	0	17	0	35
31	Bishop James Mahoney High School (Commons - Parking Lot Entrance)	345	17	1	22	0	40

Continued on next page

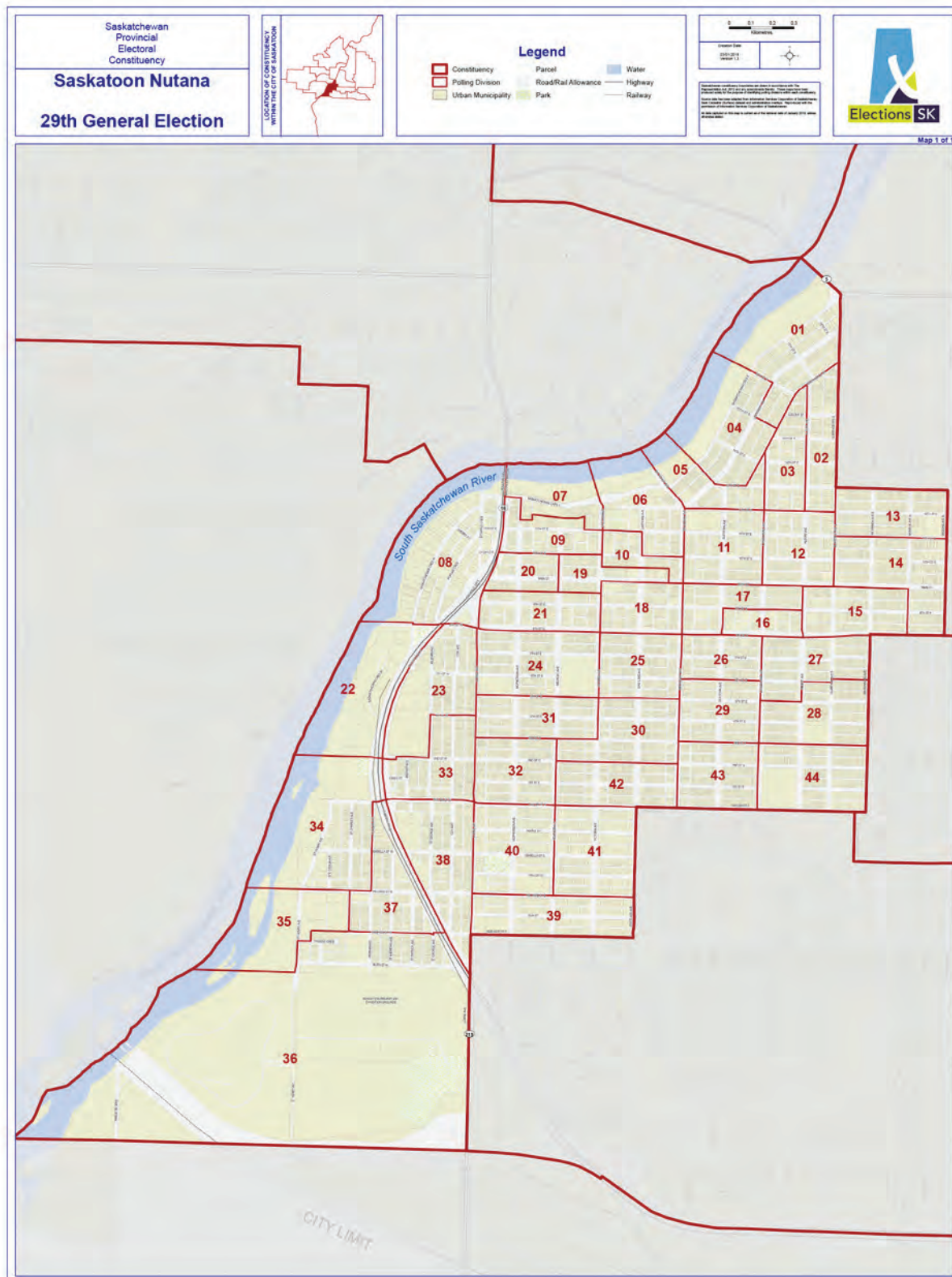




Saskatoon Northwest - Polling Location			Votes Cast For			Ballots	
Poll	Poll Name	Registered Voters	Gillian Strange NDP	Maria Krznar SGP	Gordon Wyant SP	Rejected Ballots	Votes For Cands
32	Cornerstone Church (Gym - Rear Parking Lot Entrance)	309	22	1	39	0	62
33	Bishop James Mahoney High School (Commons - Parking Lot Entrance)	315	14	1	33	0	48
34	Bishop James Mahoney High School (Commons - Parking Lot Entrance)	374	23	2	34	0	59
35	Cornerstone Church (Foyer - Rear Parking Lot Entrance)	256	17	3	27	0	47
36	Cornerstone Church (Foyer - Rear Parking Lot Entrance)	314	20	1	38	0	59
37	Cornerstone Church (Foyer - Rear Parking Lot Entrance)	268	18	1	22	0	41
38	St. Anne's Catholic Church (Main Entrance)	314	26	2	33	1	61
39	St. Anne's Catholic Church (Main Entrance)	283	8	0	22	0	30
40	St. Anne's Catholic Church (Main Entrance)	242	19	2	12	0	33
41	Lawson Heights Mall (London Drugs Entrance)	295	19	4	16	1	39
42	Lawson Heights Mall (London Drugs Entrance)	236	13	0	8	0	21
A001	Resurrection Lutheran Church (Front Entrance)	-	250	16	555	1	821
A002	Lawson Heights Mall (London Drugs Entrance)	-	161	12	440	1	613
A003	Lawson Heights Mall (London Drugs Entrance)	-	180	8	433	2	621
A004	Cornerstone Church (Foyer - Rear Parking Lot Entrance)	-	239	11	460	2	710
A005	Cornerstone Church (Foyer - Rear Parking Lot Entrance)	-	217	10	439	4	666
PCF	Personal Care Facilities	93	19	14	37	0	70
ABS	Absentee	-	4	0	4	0	8
VBM	Vote By Mail, Extraordinary Voting	-	624	18	716	56	1,358
X-VOTE	RESULTS COMBINED WITH VBM						
HRT	Hospital, Remand and Temporarily Displaced	-	6	0	1	1	7
	Totals	11,820	2,519	152	4,390	74	7,061

	Candidate Elected - Gordon Wyant						
	Plurality	1,871					
	% Who Voted	60.36%					
	% By Party		35.67%	2.15%	62.17%		

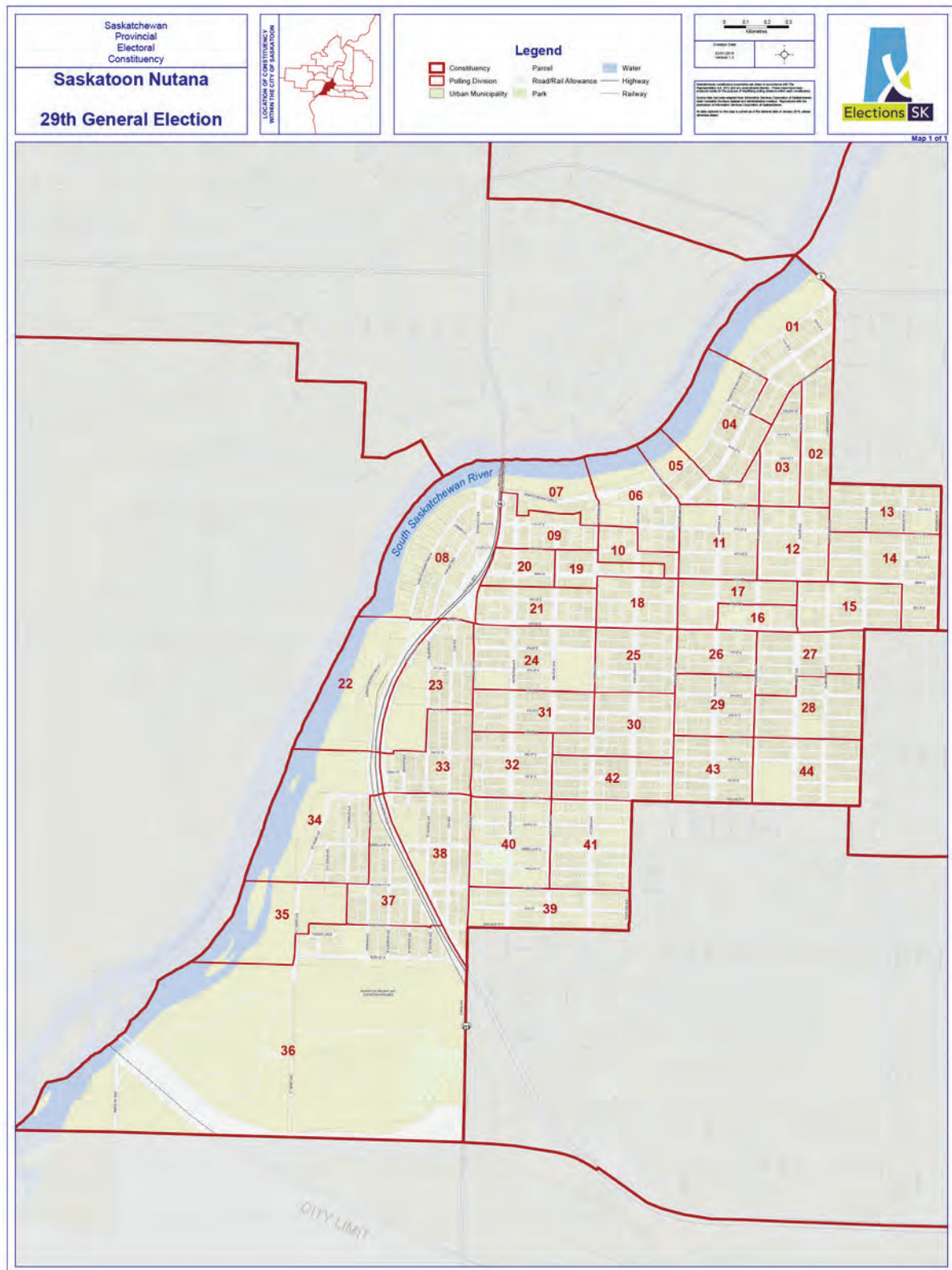
VOTE SUMMARY BY CONSTITUENCY POLLING DIVISION: SASKATOON NUTANA



Saskatoon Nutana - Polling Location			Votes Cast For			Ballots	
Poll	Poll Name	Registered Voters	Erika Ritchie	Albert Chubak	Kyle Mazer	Rejected Ballots	Votes For Cands
			NDP	SGP	SP		
1	Grace-Westminster United Church (Auditorium)	245	21	1	11	0	33
2	Bishop Murray High School (Church Entrance)	298	31	8	14	0	53
3	Grace-Westminster United Church (Auditorium)	246	35	3	6	0	44
4	Grace-Westminster United Church (Social Hall)	261	31	0	23	0	54
5	Grace-Westminster United Church Assembly	245	33	3	13	0	49
6	Nutana Collegiate (Gym Entrance)	222	39	1	21	0	61
7	Nutana Collegiate (Gym Entrance)	347	48	3	20	0	71
8	Prairieland Park Hall B (Main Entrance)	315	26	0	23	0	49
9	Nutana Collegiate (Gym Entrance)	285	52	2	26	0	80
10	Nutana Collegiate (Gym Entrance)	250	50	9	14	1	73
11	Oskayak High School (Gym Entrance)	239	49	1	14	0	64
12	Oskayak High School (Gym Entrance)	321	45	2	21	1	68
13	Bishop Murray High School (Church Entrance)	251	50	1	12	0	63
14	Saints Peter & Paul Ukrainian Catholic Church (Munroe Ave Entrance)	347	72	4	23	0	99
15	Saints Peter & Paul Ukrainian Catholic Church (Munroe Ave Entrance)	327	61	1	34	1	96
16	Oskayak High School (Gym Entrance)	299	36	1	21	0	58
17	Oskayak High School (Gym Entrance)	293	58	2	12	0	72
18	St. Joseph's Parish Hall	323	67	1	19	0	87
19	St. Joseph's Parish Hall	223	23	3	13	0	39
20	Nutana Collegiate (Gym Entrance)	271	47	2	17	0	66
21	Prairieland Park Hall B (St. Henry Avenue Entrance)	271	36	3	12	0	51
22	Saskatoon Shrine Club (North Side Entrance)	315	18	3	37	1	58
23	Prairieland Park Hall B (St. Henry Avenue Entrance)	272	35	2	28	1	65
24	Buena Vista School (6th Street Entrance)	302	67	5	32	0	104
25	Prairieland Park Hall B (St. Henry Avenue Entrance)	343	37	4	13	0	54
26	Prairieland Park Hall B (Main Entrance)	306	18	0	12	0	30
27	Oskayak High School (Gym Entrance)	288	31	1	22	0	54
28	École Canadienne-Française (Door South Of Main Entrance)	276	43	1	35	0	79
29	Prairieland Park Hall B (St. Henry Avenue Entrance)	322	30	3	22	0	55
30	Prairieland Park Hall B (Main Entrance)	374	36	1	31	0	68
31	Buena Vista School (6th Street Entrance)	305	64	1	20	0	85

Continued on next page

SASKATOON NUTANA (CONTINUED)

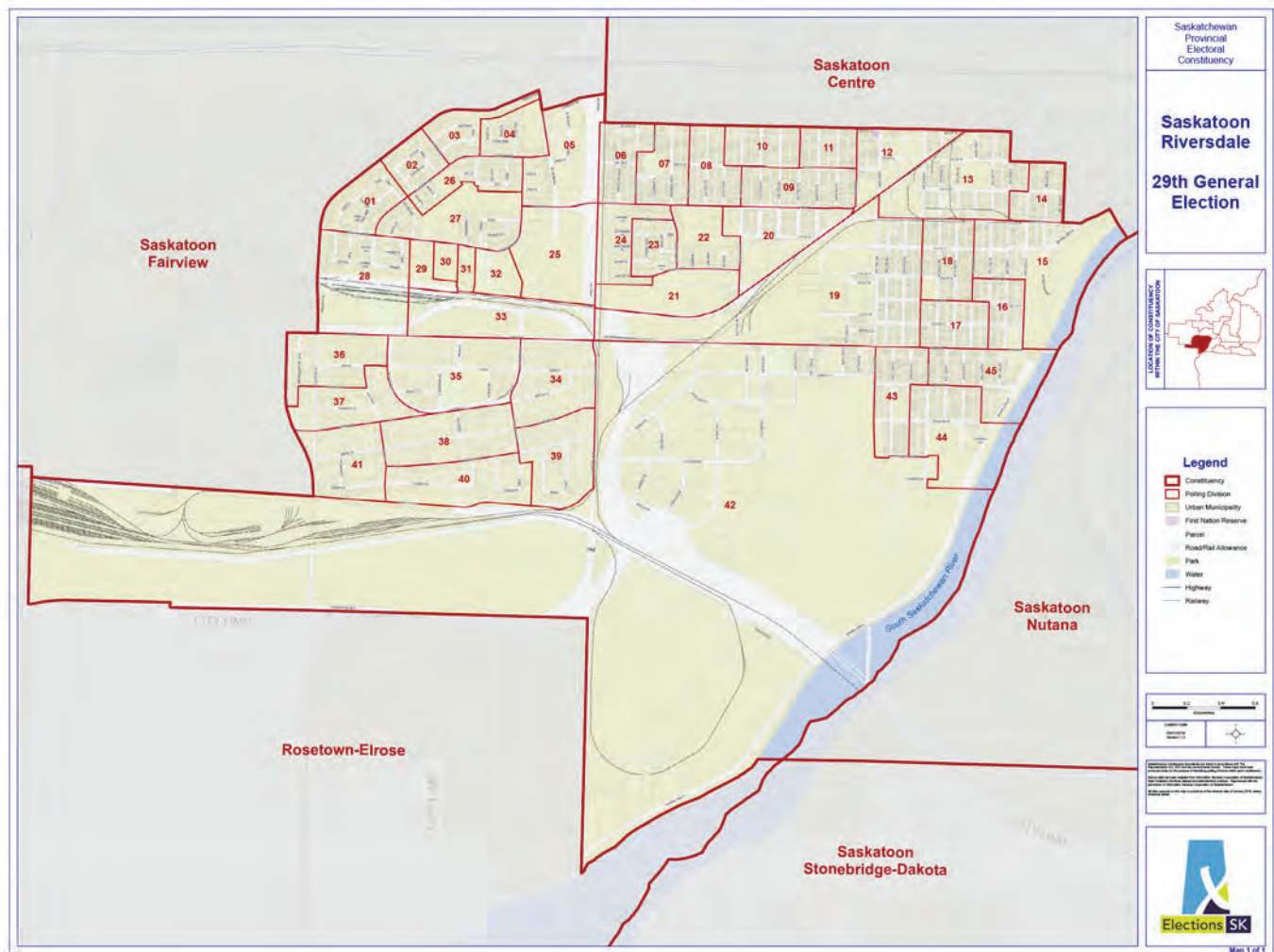


Saskatoon Nutana - Polling Location			Votes Cast For			Ballots	
Poll	Poll Name	Registered Voters	Erika Ritchie	Albert Chubak	Kyle Mazer	Rejected Ballots	Votes For Cands
			NDP	SGP	SP		
32	Prairieland Park Hall B (Main Entrance)	276	28	1	26	0	55
33	Prairieland Park Hall B (St. Henry Avenue Entrance)	323	36	3	12	2	51
34	Queen's House Retreat and Renewal Centre	326	40	6	28	1	74
35	Riverside Christian School	311	22	4	12	0	38
36	Prairieland Park (Hall B - Main Entrance)	273	28	3	14	0	45
37	Riverside Christian School	311	41	6	27	0	74
38	Prairieland Park (Hall B - Main Entrance)	339	37	3	21	0	61
39	Prairieland Park (Hall B - St. Henry Avenue Entrance)	315	37	1	17	0	55
40	St. Frances School	311	55	2	37	0	94
41	St. Frances School	314	43	1	44	0	88
42	Prairieland Park (Hall B - Main Entrance)	275	24	1	12	0	37
43	Prairieland Park (Hall B - St. Henry Avenue Entrance)	272	28	2	20	0	50
44	École Canadienne-Française (Door South of Main Entrance)	270	37	2	33	1	72
A001	Queen's House Retreat and Renewal Centre (Conference Room A)	-	373	15	208	0	596
A002	Queen's House Retreat and Renewal Centre (Conference Room A)	-	383	19	221	0	623
A003	Prairieland Park (Hall C)	-	329	15	245	1	589
A004	Prairieland Park (Hall C)	-	356	28	264	0	648
PCF	Personal Care Facilities	109	13	2	16	0	31
ABS	Absentee	-	71	1	8	3	80
VBM	Vote By Mail, Extraordinary Voting	-	1502	32	451	60	1,985
X-VOTE	RESULTS COMBINED WITH VBM						
HRT	Hospital, Remand and Temporarily Displaced	-	5	0	2	0	7
Totals		13,007	4,777	219	2,339	73	7,335

	Candidate Elected - Erika Ritchie					
	Plurality	2,438				
	% Who Voted	56.95%				
	% By Party		65.13%	2.99%	31.89%	



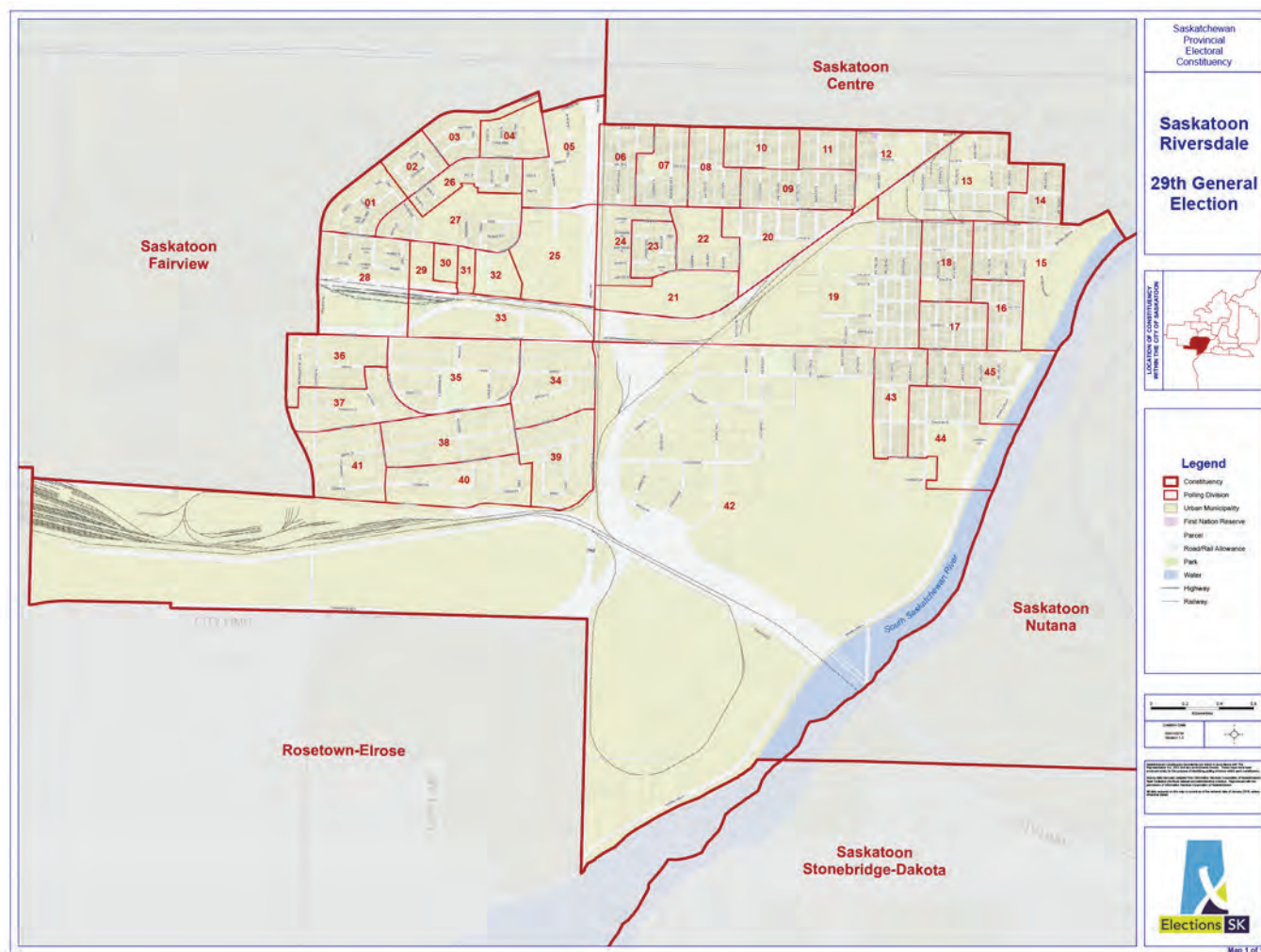
VOTE SUMMARY BY CONSTITUENCY POLLING DIVISION: SASKATOON RIVERSDALE



Saskatoon Riversdale - Polling Location			Votes Cast For			Ballots	
Poll	Poll Name	Registered Voters	Ashlee Hicks NDP	Delanie Passer SGP	Marv Friesen SP	Rejected Ballots	Votes For Cands
1	Fairhaven School (Gym - Main Entrance)	357	34	1	38	0	73
2	Fairhaven School (Gym - Main Entrance)	226	29	2	23	0	54
3	Fairhaven School (Gym - Main Entrance)	254	25	1	26	0	52
4	Fairhaven School (Gym - Main Entrance)	375	27	4	21	0	52
5	Fairhaven School (Boot Room - Main Entrance)	334	41	0	31	0	72
6	St. Mary's Wellness & Education Centre (Gym - Main Entrance)	221	22	3	16	0	41
7	St. Mary's Wellness & Education Centre (Gym - Main Entrance)	288	35	0	13	0	48
8	St. Mary's Wellness & Education Centre (Gym - Main Entrance)	355	32	1	39	1	72
9	St. Mary's Wellness & Education Centre (Gym - Main Entrance)	363	17	2	28	0	47
10	St. Mary's Wellness & Education Centre (Hallway - Main Entrance)	347	24	2	18	1	44
11	Ukrainian Orthodox Holy Trinity (Auditorium - Main Entrance)	264	12	3	6	0	21
12	Ukrainian Orthodox Holy Trinity (Auditorium - Main Entrance)	380	35	3	13	0	51
13	Ukrainian Orthodox Holy Trinity (Auditorium - Main Entrance)	301	25	2	12	0	39
14	Ukrainian Orthodox Holy Trinity (Auditorium - Main Entrance)	313	27	3	7	0	37
15	St. George's Anglican Church (Main Entrance)	385	43	3	22	1	68
16	St. George's Anglican Church (Main Entrance)	240	26	1	11	0	38
17	King George Community School (Gym - Parking Lot Entrance)	281	34	2	27	0	63
18	King George Community School (Gym - Parking Lot Entrance)	287	31	1	26	0	58
19	King George Community School (Gym - Parking Lot Entrance)	348	24	4	24	0	52
20	King George Community School (Gym - Parking Lot Entrance)	337	20	3	15	1	38
21	W.P. Bate Community School (Gym - Main Entrance)	258	35	4	9	0	48
22	W.P. Bate Community School (Gym - Main Entrance)	386	50	2	20	0	72
23	W.P. Bate Community School (Gym - Main Entrance)	223	21	1	26	1	48
24	W.P. Bate Community School (Gym - Main Entrance)	284	52	3	36	1	91
25	W.P. Bate Community School (Multipurpose Room - Main Entrance)	236	7	0	8	0	15
26	St. Mark School (Gym - Main Entrance)	264	21	1	22	0	44

Continued on next page



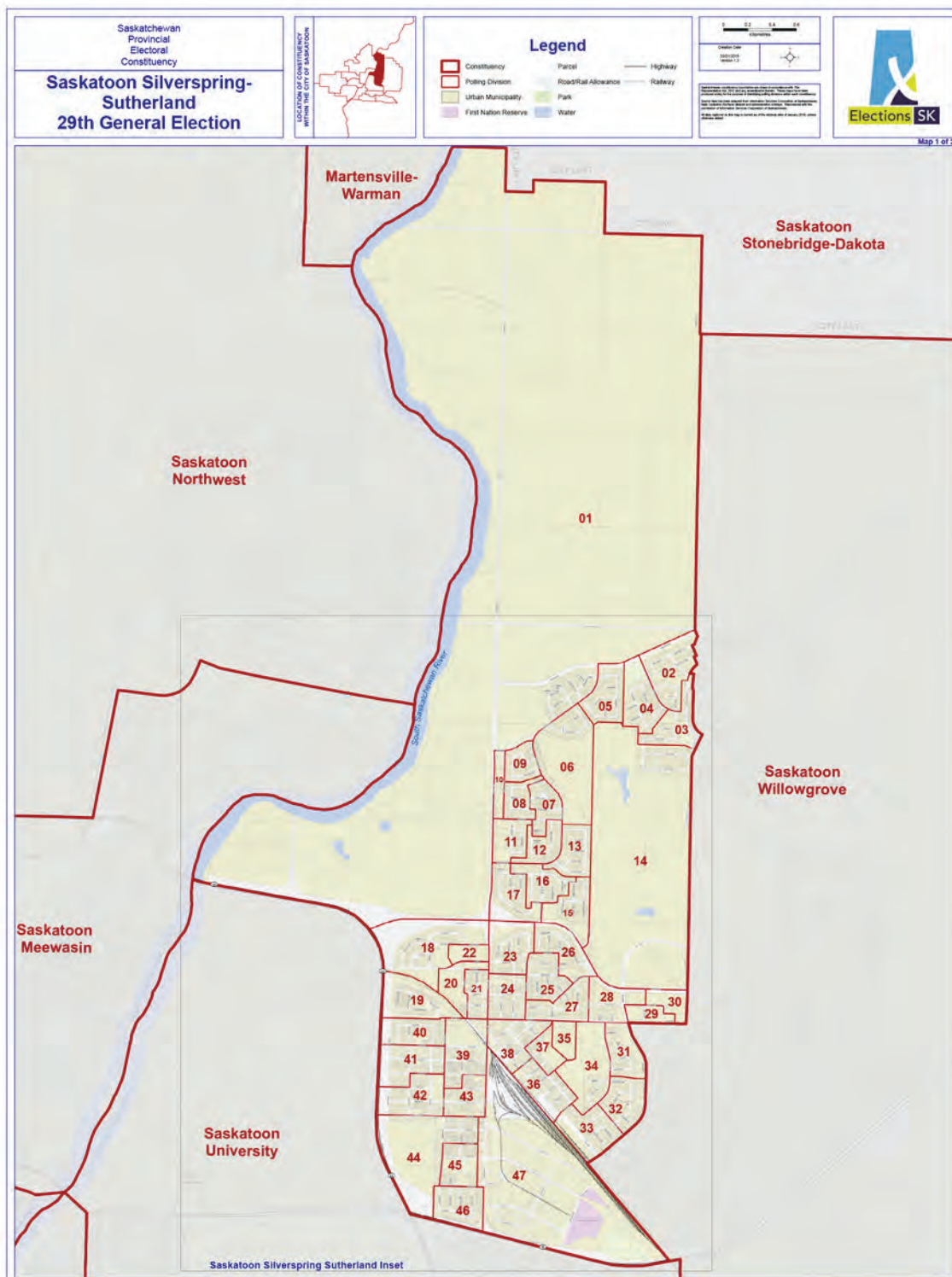


Saskatoon Riversdale - Polling Location			Votes Cast For			Ballots	
Poll	Poll Name	Registered Voters	Ashlee Hicks NDP	Delanie Passer SGP	Marv Friesen SP	Rejected Ballots	Votes For Cands
27	St. Mark School (Gym - Main Entrance)	320	44	1	35	0	80
28	St. Mark School (Gym - Main Entrance)	335	30	4	33	0	67
29	St. Mark School (Multipurpose Room - Main Entrance)	183	19	2	27	1	48
30	W.P. Bate Community School (Multipurpose Room - Main Entrance)	311	22	4	3	0	29
31	St. John School (Gym - Parking Lot Entrance)	139	10	0	2	0	12
32	St. John School (Gym - Parking Lot Entrance)	370	20	0	15	0	35
33	St. John School (Gym - Parking Lot Entrance)	445	32	0	33	0	65
34	Montgomery School (Gym - Main Entrance)	234	23	4	61	0	88
35	Montgomery School (Gym - Main Entrance)	241	30	1	66	0	97
36	Montgomery School (Gym - Main Entrance)	292	34	1	55	0	90
37	Montgomery School (Gym - Main Entrance)	256	37	4	59	0	100
38	St. Dominic School (Gym - Side Entrance)	266	35	3	69	0	107
39	St. Dominic School (Gym - Side Entrance)	238	17	2	54	0	73
40	St. Dominic School (Gym - Side Entrance)	285	32	0	64	0	96
41	St. Dominic School (Science Room - Side Entrance)	239	35	2	42	0	79
42	Saskatoon French School (Gym - Parking Lot Entrance)	275	19	1	12	0	32
43	Saskatoon French School (Gym - Parking Lot Entrance)	298	31	5	29	0	65
44	Saskatoon French School (Gym - Parking Lot Entrance)	301	31	4	28	0	63
45	Saskatoon French School (Gym - Parking Lot Entrance)	320	23	3	22	0	48
A001	Canadian Bowling Centre	-	412	22	644	2	1,078
A002	St. George's Anglican Church (Main Entrance)	-	296	19	328	3	643
A003	St. George's Anglican Church (Main Entrance)	-	394	24	431	3	849
PCF	Personal Care Facilities	53	12	4	12	0	28
ABS	Absentee	-	15	1	1	0	17
VBM	Vote By Mail	-	479	15	317	25	811
HRT	Hospital, Remand and Temporarily Displaced	-	22	2	5	9	29
	Totals	13,308	2,903	180	2,984	49	6,067

	Candidate Elected - Marv Friesen					
	Plurality	81				
	% Who Voted	45.96%				
	% By Party		47.85%	2.97%	49.18%	



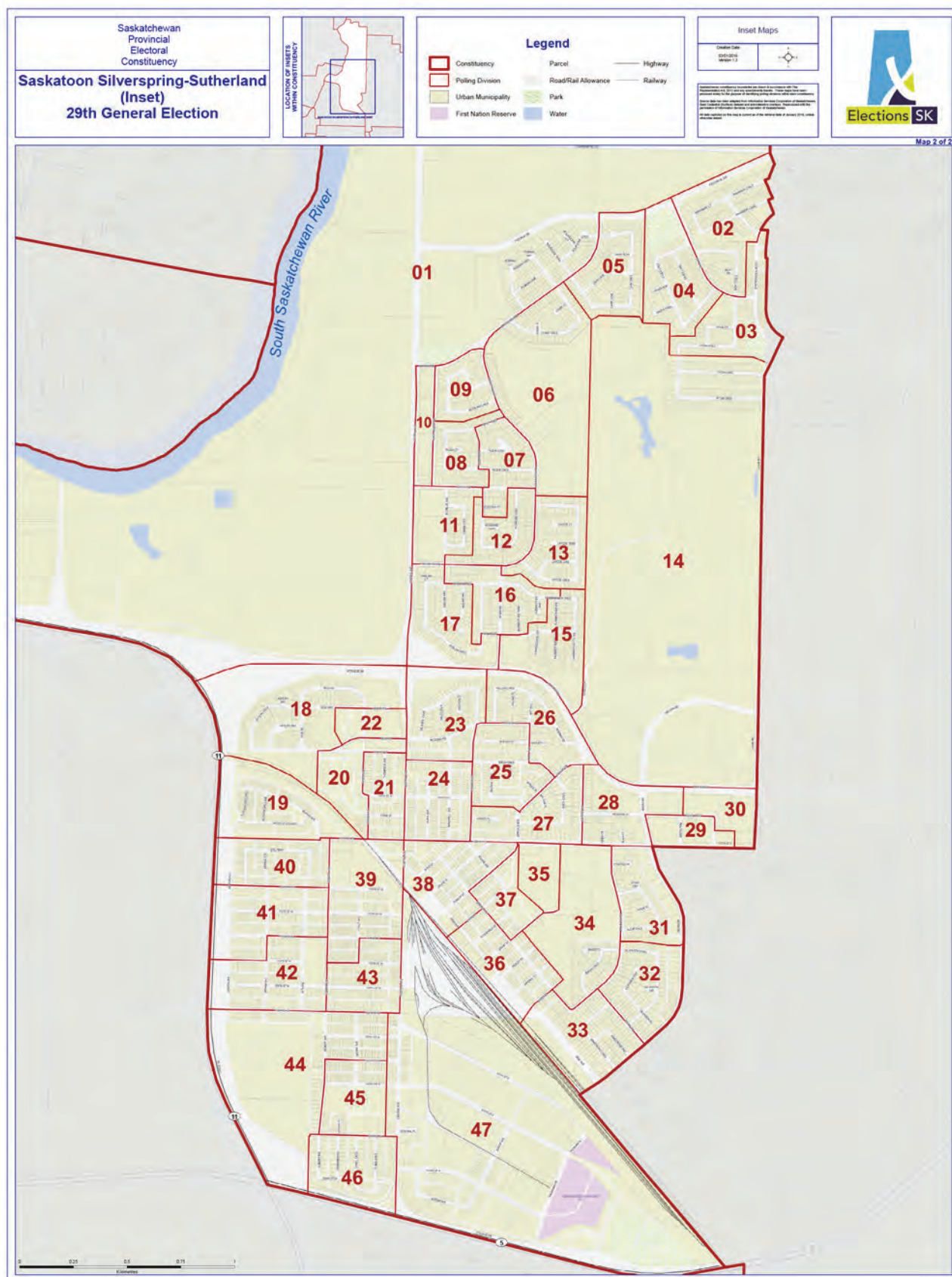
VOTE SUMMARY BY CONSTITUENCY POLLING DIVISION: SASKATOON SILVERSPRING- SUTHERLAND



Saskatoon Silverspring-Sutherland - Polling Location			Votes Cast For			Ballots	
Poll	Poll Name	Registered Voters	Tajinder Grewal NDP	Jaime Fairley SGP	Paul Merriman SP	Rejected Ballots	Votes For Cands
1	Mother Teresa School (Science Room)	346	18	1	33	0	52
2	St. Joseph High School (Gym)	338	22	1	49	0	72
3	St. Joseph High School (Gym)	361	31	1	32	0	64
4	St. Joseph High School (Gym)	285	23	1	31	0	55
5	Mother Teresa School (Gym)	322	21	1	57	0	79
6	Mother Teresa School (Gym)	250	16	1	21	0	38
7	Mother Teresa School (Gym)	229	8	3	30	0	41
8	Silverspring School (Gym)	259	6	1	41	0	48
9	Silverspring School (Gym)	201	15	0	27	0	42
10	Silverspring School (Gym)	235	10	1	18	0	29
11	Ebenezer Baptist Church (Rush Room - Parking Lot Entrance)	265	10	1	19	0	30
12	Silverspring School (Gym)	283	9	4	22	0	35
13	Silverspring School (Multipurpose Room)	347	23	0	52	0	75
14	St. Joseph High School (Gym)	217	9	0	21	0	30
15	St. Joseph High School (Gym)	305	17	1	37	0	55
16	Ebenezer Baptist Church (Rush Room - Parking Lot Entrance)	334	11	3	29	0	43
17	Ebenezer Baptist Church (Gym - Rear Entrance)	292	18	3	26	0	47
18	Ebenezer Baptist Church (Gym - Rear Entrance)	294	21	4	33	0	58
19	Sutherland School	300	34	3	29	0	66
20	Sutherland School	253	23	5	12	0	40
21	Sutherland School	220	17	1	20	0	38
22	Ebenezer Baptist Church (Gym - Rear Entrance)	320	22	1	12	0	35
23	Forest Grove School	303	24	7	30	0	61
24	Forest Grove School	309	34	7	32	0	73
25	Forest Grove School	309	26	5	34	0	65
26	Forest Grove School	263	14	2	22	0	38
27	St. Joseph High School (Gym)	242	10	2	36	0	48
28	St. Joseph High School (Gym)	235	9	0	21	0	30
29	Alice Turner Library	199	15	2	22	0	39
30	Forest Grove Community Church	239	4	1	20	0	25
31	Forest Grove Community Church	273	39	0	22	0	61
32	Forest Grove Community Church	352	20	3	41	0	64
33	Forest Grove Community Church	344	32	5	28	0	65
34	St. Volodymyr (Science Room)	345	24	2	32	0	58

Continued on next page

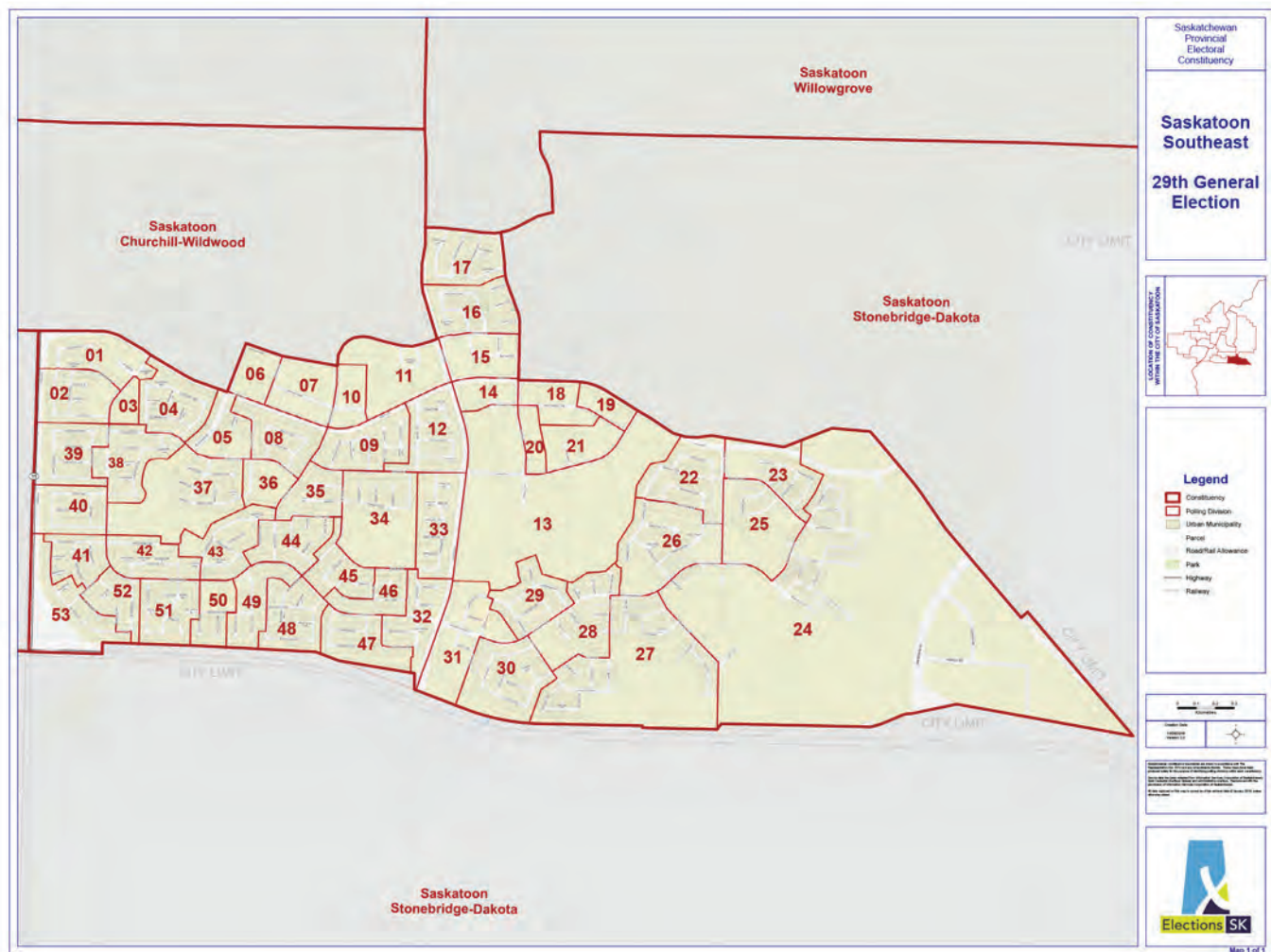




Saskatoon Silverspring-Sutherland - Polling Location			Votes Cast For			Ballots	
Poll	Poll Name	Registered Voters	Tajinder Grewal NDP	Jaime Fairley SGP	Paul Merriman SP	Rejected Ballots	Votes For Cands
35	St. Volodymyr (Gym)	333	21	3	21	0	45
36	St. Volodymyr (Gym)	259	22	0	11	0	33
37	St. Volodymyr (Gym)	229	22	3	10	0	35
38	St. Volodymyr (Gym)	301	22	1	33	0	56
39	Sutherland School	319	25	4	38	0	67
40	St. Paul's United Church (Auditorium - Parking Lot Entrance)	262	21	0	36	0	57
41	St. Paul's United Church (Auditorium - Parking Lot Entrance)	235	15	4	15	0	34
42	St. Paul's United Church (Hall - Parking Lot Entrance)	296	23	2	24	0	49
43	St. Paul's United Church (Hall - Parking Lot Entrance)	333	24	3	23	0	50
44	Bishop Filevich School	320	20	5	28	0	53
45	Bishop Filevich School	260	23	0	13	0	36
46	Sutherland Evangelical Church	276	22	0	18	0	40
47	Sutherland Evangelical Church	254	14	1	15	0	30
A001	Ebenezer Baptist Church	-	179	10	473	1	662
A002	Ebenezer Baptist Church	-	199	16	491	1	706
A003	Ebenezer Baptist Church	-	201	19	429	1	649
A004	Alice Turner Library	-	226	21	388	3	635
A005	St. Paul's United Church	-	173	15	242	0	430
A006	St. Paul's United Church	-	161	14	231	1	406
PCF	Personal Care Facilities	124	27	9	40	2	76
ABS	Absentee	-	21	0	12	4	33
VBM	Vote By Mail, Extraordinary Voting	-	636	20	689	59	1,345
X-VOTE	RESULTS COMBINED WITH VBM						
HRT	Hospital, Remand and Temporarily Displaced	-	5	0	1	3	6
	Totals	13,470	2,737	223	4,272	75	7,232

	Candidate Elected - Paul Merriman					
	Plurality	1,535				
	% Who Voted	54.25%				
	% By Party		37.85%	3.08%	59.07%	

VOTE SUMMARY BY CONSTITUENCY POLLING DIVISION: SASKATOON SOUTHEAST

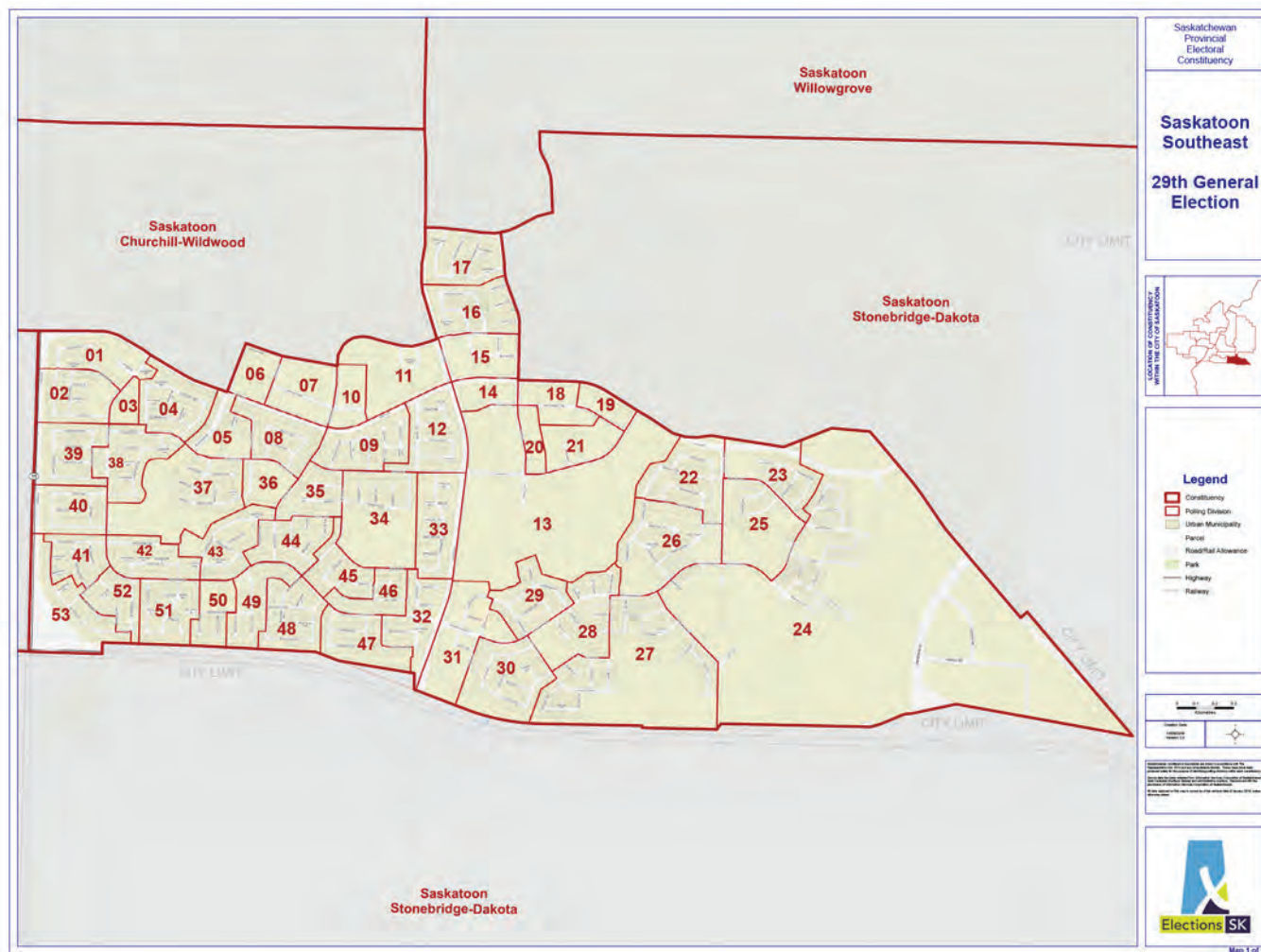


Saskatoon Southeast - Polling Location			Votes Cast For			Ballots	
Poll	Poll Name	Registered Voters	Pamela Beaudin NDP	Cheryl Mazil SGP	Don Morgan SP	Rejected Ballots	Votes For Cands
1	Holy Spirit Parish (Conference Room AB)	263	23	2	23	0	48
2	Holy Spirit Parish (Main Hall)	274	22	1	31	0	54
3	Emmanuel Baptist Church (Fellowship Hall)	249	19	2	15	0	36
4	Emmanuel Baptist Church (Gymnasium)	323	15	1	29	0	45
5	McClure United Church (Sanctuary)	311	18	2	27	1	47
6	McClure United Church (Sanctuary)	255	54	3	64	0	121
7	Elim Church (Gymnasium)	258	9	0	17	0	26
8	McClure United Church (Multi-Purpose Room)	331	30	4	34	1	68
9	Elim Church (Gymnasium)	298	31	1	42	0	74
10	Elim Church (Gymnasium)	207	3	0	13	0	16
11	Elim Church (Gymnasium)	269	8	1	15	0	24
12	Elim Church (Gymnasium)	302	14	2	27	0	43
13	Rosewood Community Centre in Rosewood Schools Complex (Multi-Purpose Physical Activity Room)	244	16	0	19	0	35
14	Elim Church (Auditorium)	258	20	2	24	0	46
15	Briarwood Rec Centre	276	20	1	27	1	48
16	Hillcrest Funeral Home	326	8	0	12	0	20
17	Hillcrest Funeral Home	284	10	0	19	0	29
18	Elim Church (Atrium)	307	26	2	29	0	57
19	Elim Church (Atrium)	298	25	4	48	0	77
20	Elim Church (Atrium)	248	21	1	30	1	52
21	Elim Church (Atrium)	367	41	4	74	0	119
22	Rosewood Community Centre in Rosewood Schools Complex (Multi-Purpose Physical Activity Room)	355	14	1	45	0	60
23	Rosewood Community Centre in Rosewood Schools Complex (Multi-Purpose Physical Activity Room)	255	11	0	41	0	52
24	St. Therese of Lisieux Catholic School (Gymnasium)	452	38	4	66	0	108
25	St. Therese of Lisieux Catholic School (Gymnasium)	344	26	3	65	0	94
26	St. Therese of Lisieux Catholic School (Gymnasium)	334	43	2	45	0	90
27	St. Therese of Lisieux Catholic School (Gymnasium)	428	50	2	64	0	116
28	Colette Bourgonje School (Gymnasium)	262	16	2	43	0	61
29	Colette Bourgonje School (Gymnasium)	239	11	2	44	0	57
30	Colette Bourgonje School (Gymnasium)	371	26	3	45	1	74
31	Colette Bourgonje School (Gymnasium)	340	22	0	38	0	60
32	St. Luke School (Gymnasium)	211	18	0	58	0	76
33	St. Luke School (Gymnasium)	245	19	1	39	0	59
34	Lakeridge School (Multi-Purpose Room)	273	24	3	35	0	62

Continued on next page



SASKATOON SOUTHEAST (CONTINUED)

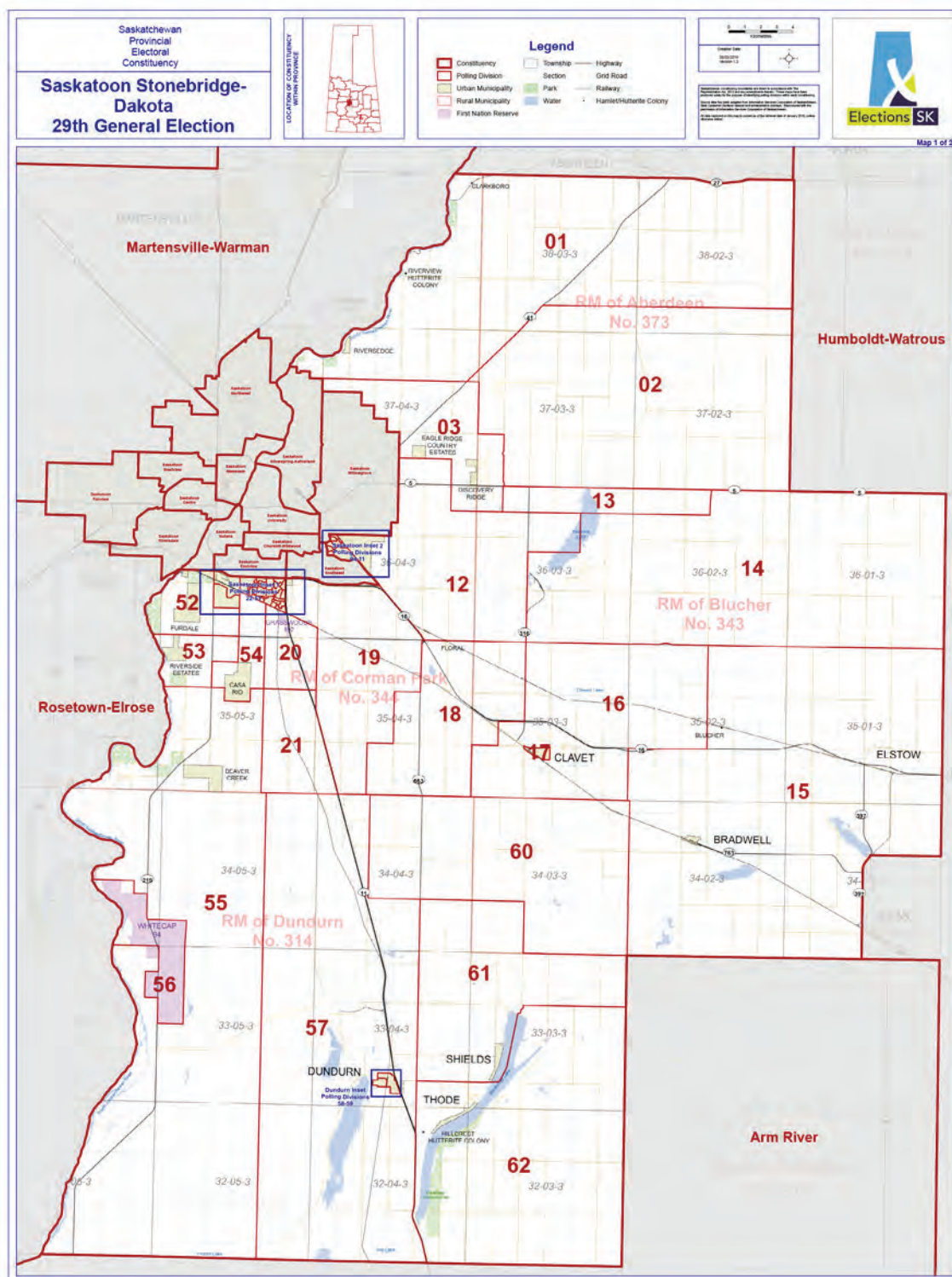


Saskatoon Southeast - Polling Location			Votes Cast For			Ballots	
Poll	Poll Name	Registered Voters	Pamela Beaudin NDP	Cheryl Mazil SGP	Don Morgan SP	Rejected Ballots	Votes For Cands
35	Lakeridge School (Multi-Purpose Room)	214	15	4	28	1	47
36	Saskatoon Bridge Club (Big Room)	319	25	0	17	0	42
37	Saskatoon Bridge Club (Big Room)	284	9	1	25	0	35
38	Holy Spirit Parish (Welcome Area)	301	20	1	44	0	65
39	Holy Spirit Parish (Main Hall)	291	25	0	38	0	63
40	École Lakeview School (Gymnasium)	268	28	1	37	0	66
41	École Lakeview School (Gymnasium)	232	30	0	40	2	70
42	St. Bernard School (Gymnasium)	258	31	2	42	0	75
43	St. Bernard School (Gymnasium)	269	35	0	27	0	62
44	Lakeridge School (Gymnasium)	267	19	2	47	1	68
45	Lakeridge School (Gymnasium)	237	22	5	61	0	88
46	St. Luke School (Gymnasium)	200	40	3	43	0	86
47	St. Luke School (Gymnasium)	253	31	0	35	0	66
48	Lakeridge School (Gymnasium)	311	30	3	46	0	79
49	Lakeridge School (Gymnasium)	309	12	1	32	0	45
50	St. Bernard School (Multi-Purpose Room)	299	35	2	42	0	79
51	École Lakeview School (Multi-Purpose Room)	282	25	2	46	1	73
52	École Lakeview School (Gymnasium)	216	18	0	30	0	48
53	École Lakeview School (Gymnasium)	221	19	1	37	0	57
A001	Royal Canadian Legion	-	165	9	466	0	640
A002	Royal Canadian Legion	-	182	14	471	2	667
A003	Holy Spirit Parish	-	256	10	599	2	865
A004	Holy Spirit Parish	-	216	18	594	0	828
A005	Briarwood Rec Centre	-	228	14	517	4	759
PCF	Personal Care Facilities	62	8	3	26	1	37
ABS	Absentee	-	4	1	28	7	33
VBM	Vote By Mail	-	799	20	1009	66	1,828
HRT	Hospital, Remand and Temporarily Displaced	-	2	0	5	4	7
	Totals	15,150	3,080	173	5,679	96	8,932

	Candidate Elected - Don Morgan						
	Plurality	2,599					
	% Who Voted	59.59%					
	% By Party		34.48%	1.94%	63.58%		



VOTE SUMMARY BY CONSTITUENCY POLLING DIVISION: SASKATOON STONEBRIDGE- DAKOTA

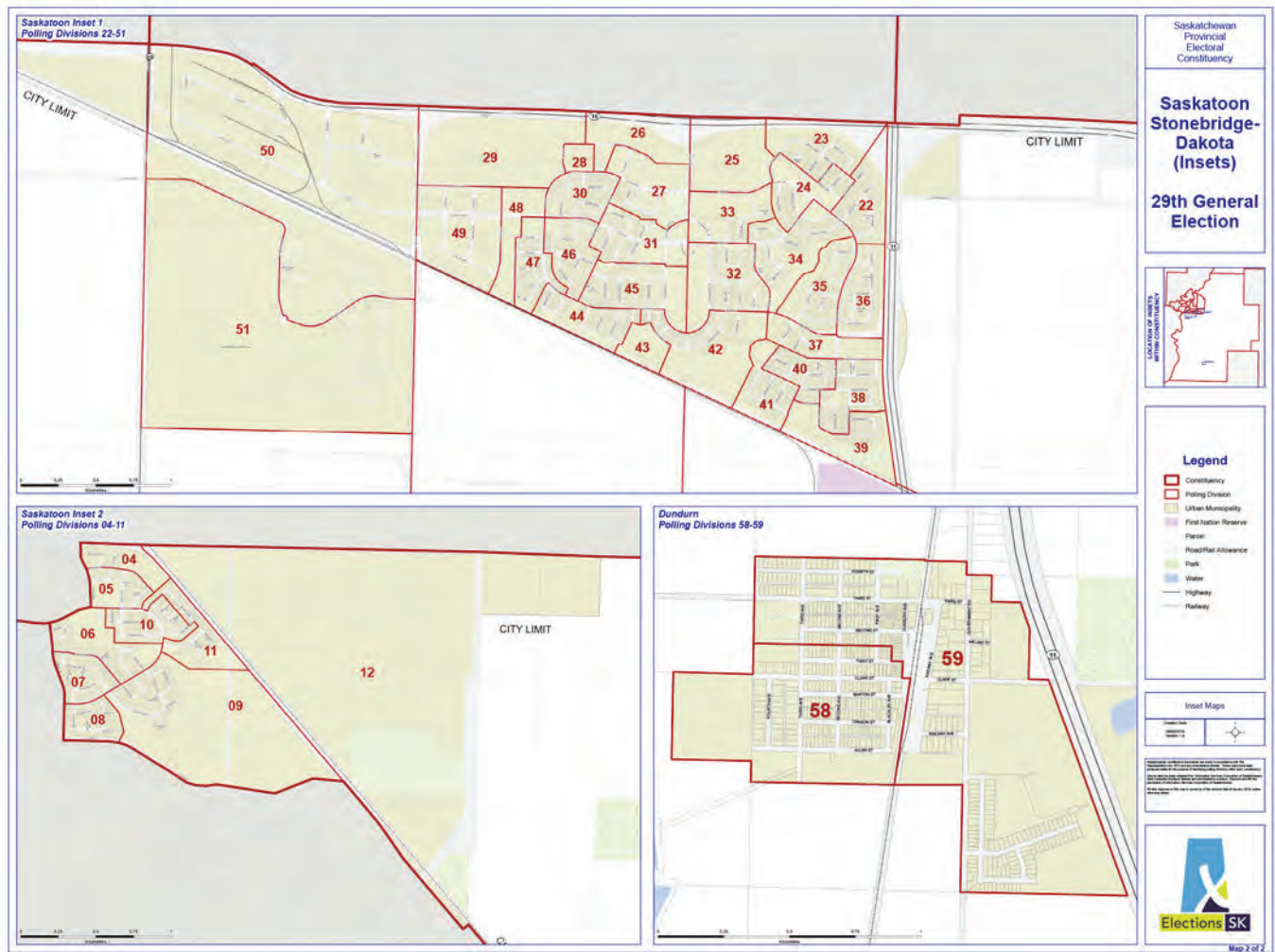


Saskatoon Stonebridge-Dakota - Polling Location			Votes Cast For				Ballots	
Poll	Poll Name	Registered Voters	Brett Gregg	Judicaël Moukoumi	Lydia Martens	Bronwyn Eyre	Rejected Ballots	Votes For Cands
			BP	NDP	SGP	SP		
1	Aberdeen Composite School	366	3	10	1	73	0	87
2	The Manhattan Ballroom	374	5	20	8	98	0	131
3	The Manhattan Ballroom	330	4	26	2	78	0	110
4	Baitur Rahmat Mosque (Gym)	320	2	13	0	27	0	42
5	Baitur Rahmat Mosque (Gym)	243	0	5	1	13	0	19
6	Baitur Rahmat Mosque (Gym)	302	3	14	3	20	1	40
7	Baitur Rahmat Mosque (Gym)	269	3	14	1	34	0	52
8	Baitur Rahmat Mosque (Gym)	230	2	12	0	31	0	45
9	Saskatoon Christian School (Multipurpose Room - Side Entrance)	345	1	17	1	43	1	62
10	Saskatoon Christian School (Multipurpose Room - Side Entrance)	344	3	23	1	39	0	66
11	Saskatoon Christian School (Multipurpose Room - Side Entrance)	235	0	5	1	23	0	29
12	The Manhattan Ballroom	255	7	16	1	42	0	66
13	Sunset Estates Community Hall	477	12	49	11	119	0	191
14	Sunset Estates Community Hall	224	5	14	1	47	0	67
15	Bradwell Community Hall	306	12	22	7	100	0	141
16	Clavet Composite School	259	4	10	0	47	0	61
17	Clavet Composite School	309	4	12	1	41	1	58
18	Clavet Composite School	270	2	7	1	38	0	48
19	Saskatoon Christian School (Gym - Main Entrance)	416	5	15	1	73	0	94
20	The Glen at Crossmount (Glenlyon Hall - Main Entrance)	223	2	15	2	47	0	66
21	South Corman Park School	220	2	11	3	55	0	71
22	Circle Drive Alliance Church (Chapel - Entrance C)	270	1	11	1	28	0	41
23	Circle Drive Alliance Church (Chapel - Entrance C)	348	3	29	4	39	0	75
24	Circle Drive Alliance Church (Fireside - Entrance B)	366	3	31	1	37	0	72
25	Circle Drive Alliance Church (Fireside - Entrance B)	295	0	9	1	23	0	33
26	Circle Drive Alliance Church (Multipurpose Room - Entrance A)	321	0	24	2	24	0	50
27	Circle Drive Alliance Church (Multipurpose Room - Entrance A)	259	5	25	1	15	0	46
28	Chief Whitecap School (Gym 1 - Main Entrance)	284	0	19	2	13	0	34
29	Prairieland Park (Hall C - Main Entrance)	329	0	9	0	8	0	17
30	Chief Whitecap School (Gym 1 - Main Entrance)	360	0	22	3	30	0	55
31	Chief Whitecap School (Gym 1 - Main Entrance)	366	6	23	3	34	0	66
32	Chief Whitecap School (Gym 1 - Main Entrance)	352	6	20	2	46	1	74
33	Village at Stonebridge (The Village Bistro)	355	2	26	8	76	0	112
34	Chief Whitecap School (Multipurpose Room - Main Entrance)	399	1	18	1	63	0	83
35	Circle Drive Alliance Church (Gym - Entrance E)	275	1	10	1	39	0	51
36	Circle Drive Alliance Church (Gym - Entrance E)	288	0	22	1	30	0	53
37	Circle Drive Alliance Church (Gym - Entrance E)	358	0	30	4	39	0	73
38	Circle Drive Alliance Church (Gym - Entrance E)	350	1	22	0	49	0	72
39	Saskatoon Christian School (Gym - Main Entrance)	299	0	20	2	39	0	61
40	Saskatoon Christian School (Gym - Main Entrance)	248	0	14	0	24	0	38
41	Saskatoon Christian School (Gym - Main Entrance)	263	3	10	0	24	0	37

Continued on next page



SASKATOON STONEBRIDGE-DAKOTA (CONTINUED)

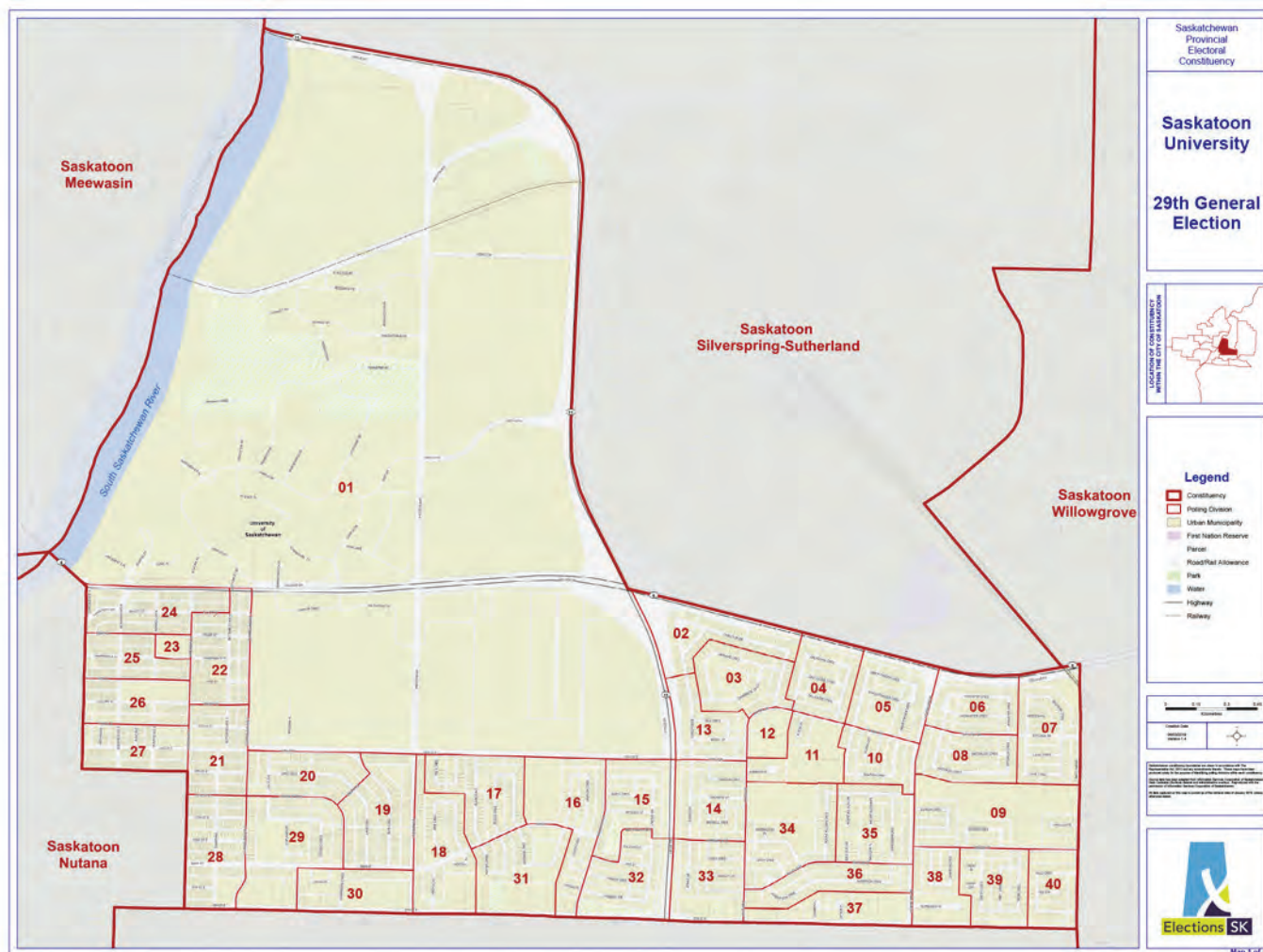


Saskatoon Stonebridge-Dakota - Polling Location			Votes Cast For				Ballots	
Poll	Poll Name	Registered Voters	Brett Gregg	Judicaël Moukoumi	Lydia Martens	Bronwyn Eyre	Rejected Ballots	Votes For Cands
			BP	NDP	SGP	SP		
42	Chief Whitecap School (Multipurpose Room - Main Entrance)	275	4	22	1	34	0	61
43	St. Kateri Tekakwitha Catholic School (Gym 2 - Chief Whitecap School Entrance)	257	2	21	4	31	0	58
44	St. Kateri Tekakwitha Catholic School (Gym 2 - Chief Whitecap School Entrance)	268	0	22	0	38	0	60
45	St. Kateri Tekakwitha Catholic School (Gym 2 - Chief Whitecap School Entrance)	356	4	25	4	39	0	72
46	St. Kateri Tekakwitha Catholic School (Gym 2 - Chief Whitecap School Entrance)	344	3	17	3	36	0	59
47	Prairieland Park (Hall C - Main Entrance)	332	1	9	0	24	0	34
48	Prairieland Park (Hall C - Main Entrance)	239	0	11	0	11	0	22
49	Prairieland Park (Hall C - Main Entrance)	86	1	3	1	7	0	12
50	Prairieland Park (Hall C - Main Entrance)	313	1	5	1	30	0	37
51	The Glen at Crossmount (Glenlyon Hall - Main Entrance)	311	0	5	1	36	0	42
52	Prairieland Park (Hall C - Main Entrance)	266	1	14	2	26	0	43
53	The Glen at Crossmount (Highlander Room - Main Entrance)	346	2	13	2	79	0	96
54	The Glen at Crossmount (Highlander Room - Main Entrance)	414	3	17	7	98	1	125
55	South Corman Park School	309	2	18	2	71	0	93
56	Whitecap Dakota Fire Hall	327	3	60	4	21	0	88
57	Dundurn Community Hall	468	7	19	1	70	0	97
58	Dundurn Elementary School	215	1	11	2	22	0	36
59	Dundurn Elementary School	262	5	10	0	30	0	45
60	Clavet Composite School	443	5	22	2	73	1	102
61	Dundurn Community Hall	346	6	15	0	55	0	76
62	Dundurn Community Hall	385	7	9	2	42	0	60
A001	Dundurn Community Hall	-	34	86	15	479	2	614
A002	Clavet Community Hall	-	31	87	11	349	2	478
A003	Circle Drive Alliance Church (Gym Entrance - E)	-	13	126	10	365	0	514
A004	Circle Drive Alliance Church (Gym Entrance - E)	-	14	191	15	427	0	647
A006	Circle Drive Alliance Church (Chapel - Entrance C)	-	10	147	9	510	1	676
A008	Circle Drive Alliance Church (Fireside - Entrance B)	-	11	128	12	516	0	667
A009	Circle Drive Alliance Church (Multipurpose Room - Entrance A)	-	14	183	11	480	1	688
A010	Circle Drive Alliance Church (Multipurpose Room - Entrance A)	-	13	156	19	451	1	639
PCF	Personal Care Facilities	419	9	58	19	158	3	244
ABS	Absentee	-	0	4	0	34	1	38
VBM	Vote By Mail	-	14	840	45	1170	84	2,069
HRT	Hospital, Remand and Temporarily Displaced	-	0	5	0	4	0	9
Totals		19,683	334	3,083	289	7,584	101	11,290

	Candidate Elected - Bronwyn Eyre						
	Plurality	4,501					
	% Who Voted	57.87%					
	% By Party		2.96%	27.31%	2.56%	67.17%	



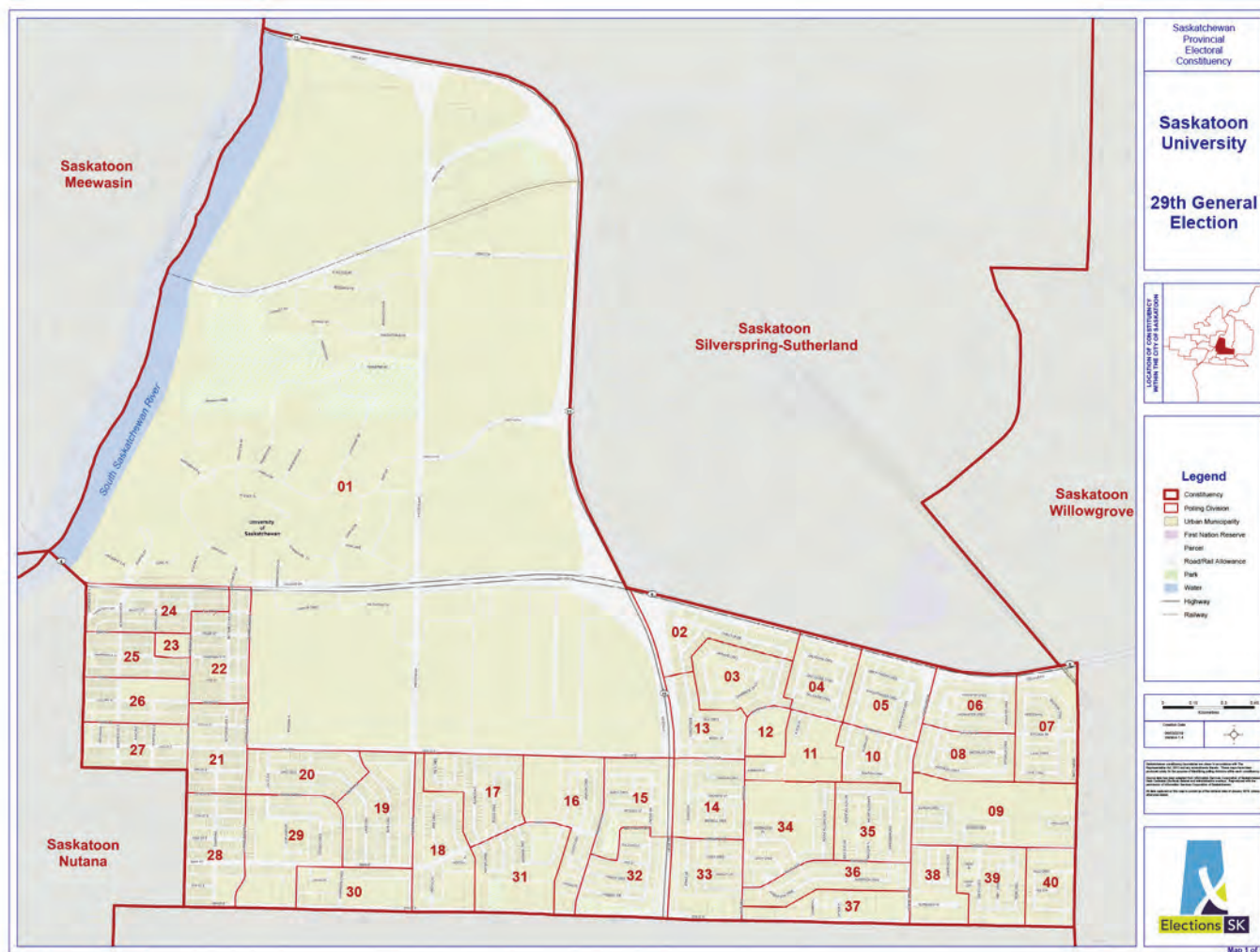
VOTE SUMMARY BY CONSTITUENCY POLLING DIVISION: SASKATOON UNIVERSITY



Saskatoon University - Polling Location			Votes Cast For			Ballots	
Poll	Poll Name	Registered Voters	Jennifer Bowes NDP	Erickka Patmore SGP	Eric Olauson SP	Rejected Ballots	Votes For Cands
1	U of S Peter Mackinnon Building Convocation Hall	351	12	0	1	0	13
2	Evan Hardy Collegiate (Small Gym)	284	29	2	23	0	54
3	Evan Hardy Collegiate (Small Gym)	240	28	1	27	0	56
4	Evan Hardy Collegiate (Small Gym)	266	26	0	17	0	43
5	Evan Hardy Collegiate (Small Gym)	334	18	2	24	0	44
6	École Cardinal Leger School (Large Gym)	275	27	0	22	1	49
7	Roland Michener School	364	32	2	52	0	86
8	École Cardinal Leger School (Small Gym)	313	21	1	40	0	62
9	Roland Michener School	306	34	1	44	0	79
10	École Cardinal Leger School (Large Gym)	318	20	1	42	0	63
11	Evan Hardy Collegiate (Small Gym)	226	25	0	10	1	35
12	Sherbrooke Community Centre	216	51	17	42	1	110
13	Evan Hardy Collegiate (Large Gym)	338	36	2	28	1	66
14	Evan Hardy Collegiate (Large Gym)	289	34	1	28	2	63
15	Evan Hardy Collegiate (Large Gym)	248	38	1	19	1	58
16	Evan Hardy Collegiate (Large Gym)	304	29	3	35	0	67
17	Greystone Heights School	352	46	6	49	0	101
18	Greystone Heights School	291	31	2	34	1	67
19	Greystone Heights School	275	14	1	19	0	34
20	École College Park School (Multipurpose Room)	206	11	0	9	0	20
21	Brunskill School (Multipurpose Room)	268	30	1	30	0	61
22	Brunskill School (Multipurpose Room)	260	41	1	20	0	62
23	Luther Tower	314	66	2	79	0	147
24	Brunskill School (Gym)	289	38	0	21	0	59
25	Brunskill School (Gym)	247	28	0	17	1	45
26	Brunskill School (Gym)	221	37	0	17	0	54
27	Brunskill School (Gym)	309	46	6	19	0	71
28	Saskatoon Islamic Centre	230	29	0	10	0	39
29	Saskatoon Islamic Centre	299	25	0	14	0	39
30	St. Frances Cree Bilingual School	287	14	0	7	0	21
31	St. Frances Cree Bilingual School	324	59	2	34	0	95
32	Evan Hardy Collegiate (Large Gym)	263	33	1	11	1	45
33	École College Park School (Music Room)	256	37	1	18	0	56
34	École College Park School (Gym)	243	35	2	21	0	58
35	École College Park School (Gym)	298	19	0	29	0	48

Continued on next page

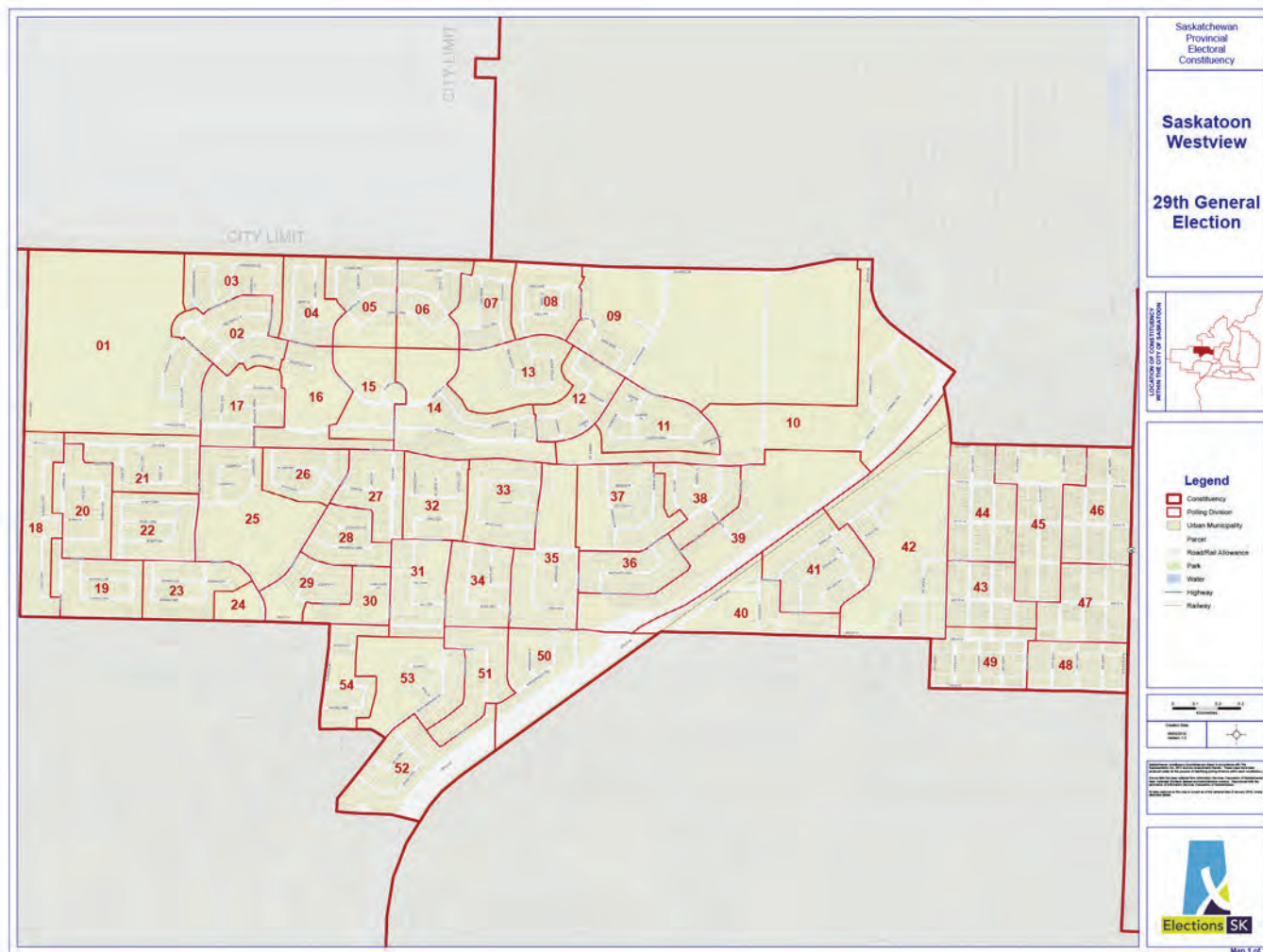




Saskatoon University - Polling Location			Votes Cast For			Ballots	
Poll	Poll Name	Registered Voters	Jennifer Bowes NDP	Erickka Patmore SGP	Eric Olauson SP	Rejected Ballots	Votes For Cands
36	École College Park School (Gym)	292	23	1	27	0	51
37	College Park Covenant Church	255	23	1	8	0	32
38	College Park Covenant Church	302	22	0	14	0	36
39	Roland Michener School	249	29	1	43	0	73
40	Roland Michener School	248	31	1	25	1	57
A001	Saskatoon Islamic Centre	-	385	17	267	2	669
A002	College Park Covenant Church	-	354	26	480	1	860
A003	College Park Covenant Church	-	445	9	530	2	984
PCF	Personal Care Facilities	36	3	2	3	0	8
ABS	Absentee	-	41	1	12	2	54
VBM	Vote By Mail, Extraordinary Voting, Hospital, Remand and Temporarily Displaced	-	770	15	409	39	1,194
X-VOTE	RESULTS COMBINED WITH VBM						
HRT	RESULTS COMBINED WITH VBM						
	Totals	11,286	3,225	133	2,730	57	6,088

	Candidate Elected - Jennifer Bowes					
	Plurality	495				
	% Who Voted	54.45%				
	% By Party		52.97%	2.18%	44.84%	

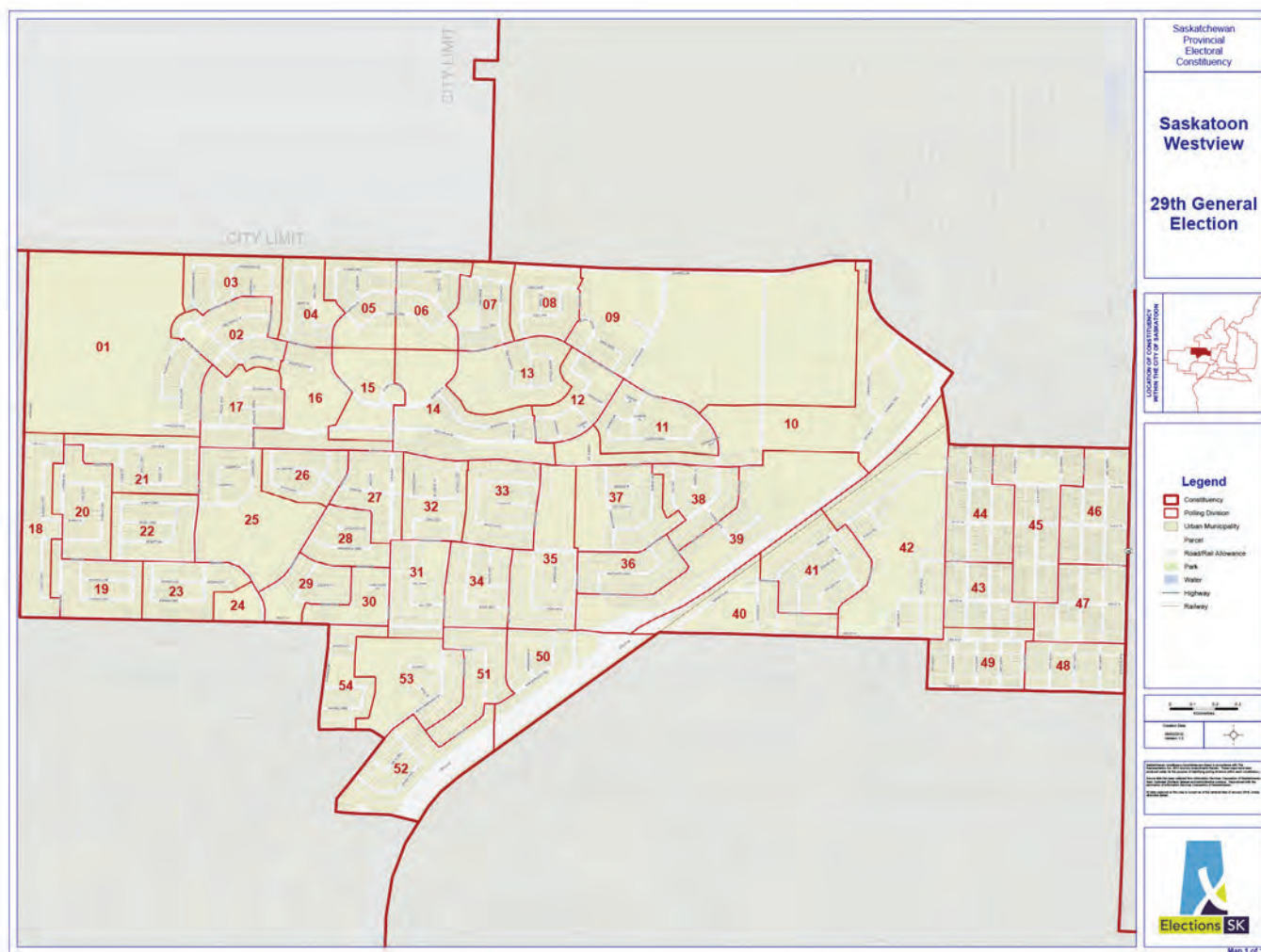
VOTE SUMMARY BY CONSTITUENCY POLLING DIVISION: SASKATOON WESTVIEW



Saskatoon Westview - Polling Location			Votes Cast For				Ballots	
Poll	Poll Name	Registered Voters	Robert Rudachyk LIB	Malik Draz NDP	Glenn Wright SGP	David Buckingham SP	Rejected Ballots	Votes For Cands
1	École St. Peter Elementary School (Gym Entrance)	314	2	12	3	35	0	52
2	École St. Peter Elementary School (Gym Entrance)	336	0	15	0	22	0	37
3	École St. Peter Elementary School (Gym Entrance)	327	2	17	2	43	0	64
4	Ernest Lindner School (Gym - Hampton Common Entrance)	331	1	14	0	38	1	53
5	Ernest Lindner School (Gym - Hampton Common Entrance)	336	1	27	0	48	0	76
6	St. Lorenzo Ruiz Catholic School Gym (Hampton Common Entrance)	347	0	16	0	33	0	49
7	St. Lorenzo Ruiz Catholic School Gym (Hampton Common Entrance)	334	3	18	1	36	0	58
8	St. Lorenzo Ruiz Catholic School Gym (Hampton Common Entrance)	264	0	11	6	30	1	47
9	St. Lorenzo Ruiz Catholic School Gym (Hampton Common Entrance)	270	2	15	0	33	0	50
10	Hampton Free Methodist Church (Main Hall)	265	2	3	0	31	0	36
11	Hampton Free Methodist Church (Main Hall)	264	0	15	0	22	0	37
12	Hampton Free Methodist Church (Gym)	272	1	10	0	25	0	36
13	Hampton Free Methodist Church (Gym)	331	1	30	1	21	0	53
14	Hampton Free Methodist Church (Gym)	362	1	12	3	35	0	51
15	Ernest Lindner School (Gym - Hampton Common Entrance)	276	1	15	0	22	1	38
16	Ernest Lindner School (Gym - Hampton Common Entrance)	294	1	8	3	27	1	39
17	École Dundonald School (Small Gym - Side Entrance)	338	3	21	2	49	0	75
18	École Dundonald School (Large Gym - Front Entrance)	325	1	16	1	30	0	48
19	École Dundonald School (Large Gym - Front Entrance)	303	0	17	2	26	1	45
20	École Dundonald School (Large Gym - Front Entrance)	324	0	28	1	28	0	57
21	École Dundonald School (Large Gym - Front Entrance)	348	3	39	1	35	1	78
22	École Dundonald School (Small Gym - Side Entrance)	304	1	16	3	26	0	46
23	West Portal Church (Main Entrance)	311	0	22	1	23	0	46
24	West Portal Church (Main Entrance)	214	2	15	1	9	0	27
25	Ernest Lindner School / St. Lorenzo (Multipurpose Room - Hampton Common Entrance)	284	1	14	3	30	0	48
26	Ernest Lindner School / St. Lorenzo (Multipurpose Room - Hampton Common Entrance)	264	0	18	2	32	0	52
27	Caroline Robins Multipurpose Room (Main Entrance)	271	1	13	3	26	0	43
28	West Portal Church (Main Entrance)	238	0	9	0	24	0	33
29	West Portal Church (Main Entrance)	272	0	13	1	14	0	28
30	West Portal Church (Main Entrance)	226	0	14	0	6	0	20
31	Bishop Klein School (Main Entrance)	252	1	24	0	23	0	48
32	Caroline Robins Community School (Gym - Parking Lot Entrance)	278	1	13	1	30	1	45

Continued on next page



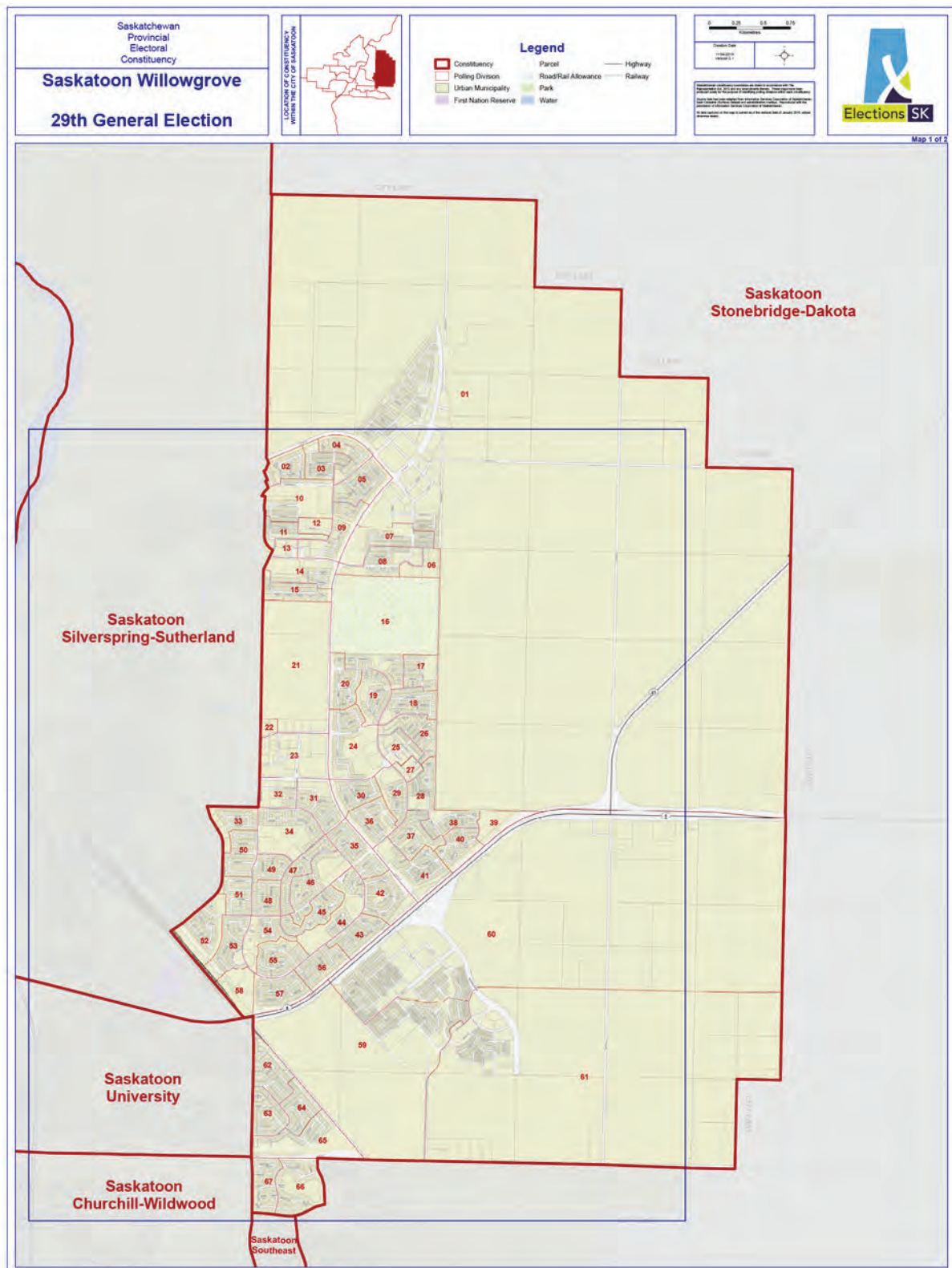


Saskatoon Westview - Polling Location			Votes Cast For				Ballots	
Poll	Poll Name	Registered Voters	Robert Rudachyk LIB	Malik Draz NDP	Glenn Wright SGP	David Buckingham SP	Rejected Ballots	Votes For Cands
33	Caroline Robins Community School (Gym - Parking Lot Entrance)	314	1	40	3	52	0	96
34	Bishop Klein School (Main Entrance)	276	0	24	1	26	0	51
35	Vincent Massey Community School (Gym - Main Entrance)	314	0	20	1	24	0	45
36	Vincent Massey Community School (Gym - Main Entrance)	244	1	25	1	16	0	43
37	Caroline Robins Community School (Gym - Parking Lot Entrance)	240	1	23	4	26	0	54
38	Caroline Robins Community School (Gym - Parking Lot Entrance)	231	1	15	2	42	0	60
39	Vincent Massey Community School (Gym - Main Entrance)	259	0	24	3	10	0	37
40	Royal West Campus Gym (Main Entrance)	134	0	8	3	5	0	16
41	Royal West Campus Gym (Main Entrance)	258	0	8	5	17	1	30
42	Mount Royal Mennonite Church (Gym Entrance)	256	1	24	2	25	0	52
43	École Henry Kelsey School (Gym - Main Entrance)	283	2	17	0	11	0	30
44	École Henry Kelsey School (Gym - Main Entrance)	371	2	37	6	23	1	68
45	Carpenter's Church	308	3	53	3	37	1	96
46	Carpenter's Church	278	1	34	3	25	0	63
47	Mayfair United Church (Main Entrance)	260	2	27	2	19	0	50
48	Mount Royal Mennonite Church (Gym Entrance)	308	2	32	1	10	0	45
49	Mount Royal Mennonite Church (Gym Entrance)	270	2	21	5	9	0	37
50	Massey Place Community Church	307	0	17	0	11	0	28
51	Vincent Massey Community School (Gym - Main Entrance)	225	0	20	2	22	0	44
52	Massey Place Community Church	260	0	10	0	21	1	31
53	Vincent Massey Community School (Multipurpose Room)	240	0	14	2	16	0	32
54	Vincent Massey Community School (Multipurpose Room)	328	0	15	4	21	0	40
A001	West Portal Church (Main Entrance)	-	13	298	25	469	1	805
A002	West Portal Church (Main Entrance)	-	12	285	15	455	3	767
A003	Massey Place Community Church (Main Entrance)	-	15	264	23	351	2	653
A004	Hampton Free Methodist Church (Main Hall)	-	22	286	18	549	8	875
A005	Hampton Free Methodist Church (Main Hall)	-	14	283	18	505	4	820
PCF	Personal Care Facilities	262	16	40	5	96	1	157
ABS	Absentee	-	1	154	2	16	0	173
VBM	Vote By Mail	-	5	600	25	493	37	1,123
HRT	Hospital, Remand and Temporarily Displaced	-	0	12	4	8	0	24
	Totals	15,701	149	3,260	229	4,322	67	7,960

	Candidate Elected - David Buckingham						
	Plurality	1,062					
	% Who Voted	51.12%					
	% By Party		1.87%	40.95%	2.88%	54.30%	



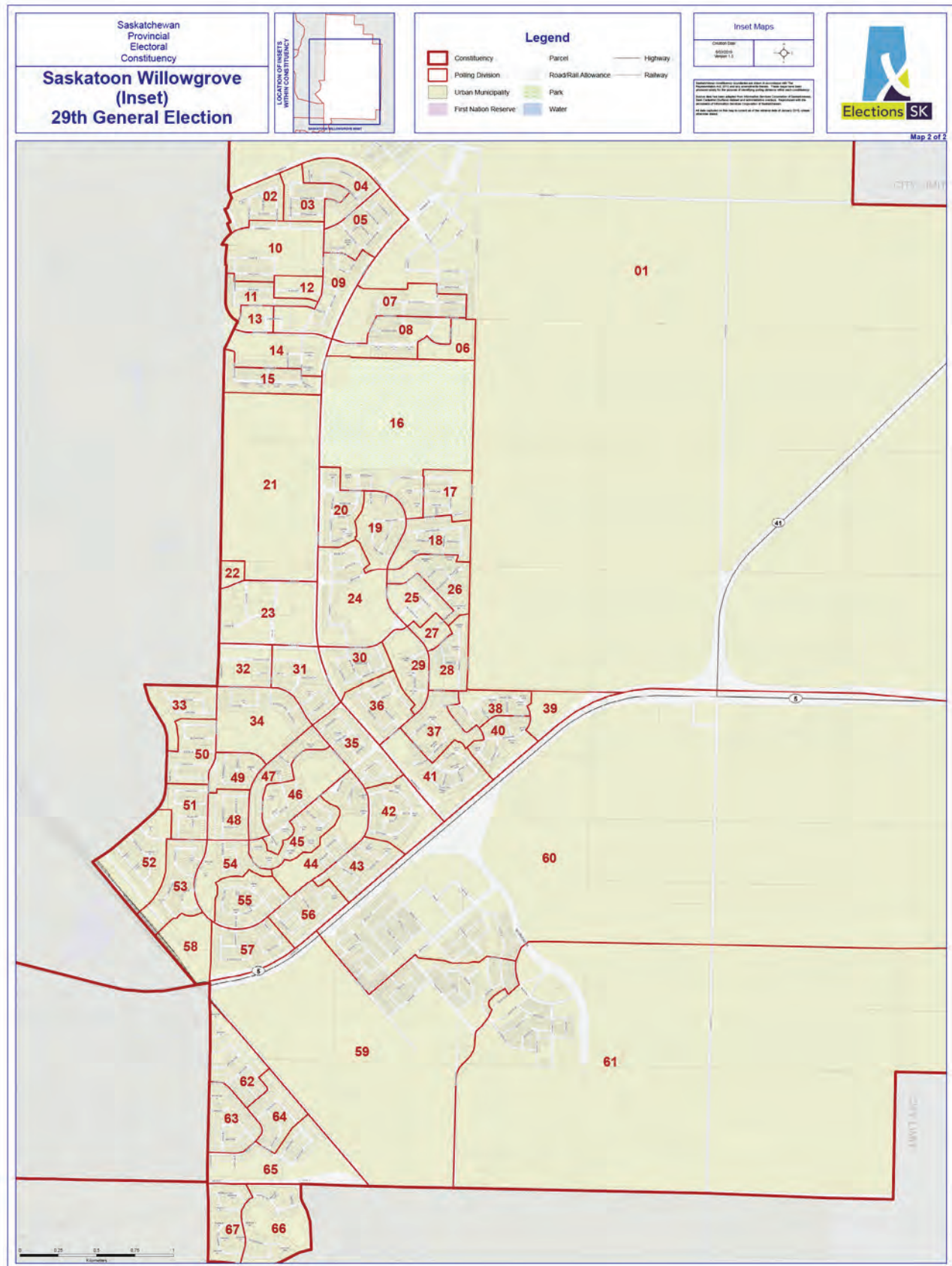
VOTE SUMMARY BY CONSTITUENCY POLLING DIVISION: SASKATOON WILLOWGROVE



Saskatoon Willowgrove - Polling Location			Votes Cast For			Ballots	
Poll	Poll Name	Registered Voters	Kaitlyn Harvey	David Greenfield	Ken Cheveldayoff	Rejected Ballots	Votes For Cands
			NDP	SGP	SP		
1	Sylvia Fedoruk School (Gym - Main Entrance)	823	44	3	69	0	116
2	Sylvia Fedoruk School (Gym - Main Entrance)		23	5	55	0	83
3	Sylvia Fedoruk School (Gym - Main Entrance)	272	27	4	28	0	59
4	Sylvia Fedoruk School (Gym - Main Entrance)	271	24	2	37	0	63
5	Sylvia Fedoruk School (Gym - Main Entrance)	322	21	1	57	0	79
6	Sylvia Fedoruk School (Commons Gym - Main Entrance)	402	24	1	25	0	50
7	Sylvia Fedoruk School (Commons Gym - Main Entrance)	282	37	1	37	0	75
8	Sylvia Fedoruk School (Commons Gym - Main Entrance)	353	24	3	46	0	73
9	St. Nicholas School (Gym - Main Entrance)	357	30	2	52	0	84
10	St. Nicholas School (Gym - Main Entrance)	266	24	4	22	0	50
11	St. Nicholas School (Gym - Main Entrance)	285	28	0	34	0	62
12	St. Nicholas School (Gym - Main Entrance)	287	17	0	29	0	46
13	St. Nicholas School (Gym - Main Entrance)	236	12	2	17	1	31
14	Centennial Collegiate (Gym - Main Entrance)	319	9	0	43	1	52
15	Centennial Collegiate (Gym - Main Entrance)	241	6	2	39	0	47
16	Holy Family Catholic School (Large Gym - Main Entrance)	293	12	0	45	0	57
17	Holy Family Catholic School (Large Gym - Main Entrance)	302	25	1	40	0	66
18	Holy Family Catholic School (Large Gym - Main Entrance)	331	17	2	58	0	77
19	Holy Family Catholic School (Large Gym - Main Entrance)	257	17	1	35	0	53
20	Holy Family Catholic School (Small Gym - Main Entrance)	256	13	1	41	0	55
21	Centennial Collegiate (Gym - Main Entrance)	231	9	2	8	0	19
22	Centennial Collegiate (Gym - Main Entrance)	234	15	1	15	1	31
23	Centennial Collegiate (Gym - Main Entrance)	321	20	1	22	0	43
24	Holy Family Catholic School (Small Gym - Main Entrance)	335	24	4	41	0	69
25	Willowgrove School (Large Gym - Main Entrance)	233	21	2	31	0	54
26	Willowgrove School (Large Gym - Main Entrance)	339	22	1	41	0	64
27	Willowgrove School (Large Gym - Main Entrance)	223	23	1	25	0	49
28	Willowgrove School (Large Gym - Main Entrance)	309	30	2	48	0	80
29	Willowgrove School (Small Gym - Main Entrance)	239	16	2	35	0	53
30	Willowgrove School (Small Gym - Main Entrance)	241	22	1	22	0	45
31	Erindale Alliance Church (Gym - Entrance A East Side)	319	13	1	26	0	40
32	Erindale Alliance Church (Gym - Entrance A East Side)	322	22	2	22	0	46

Continued on next page

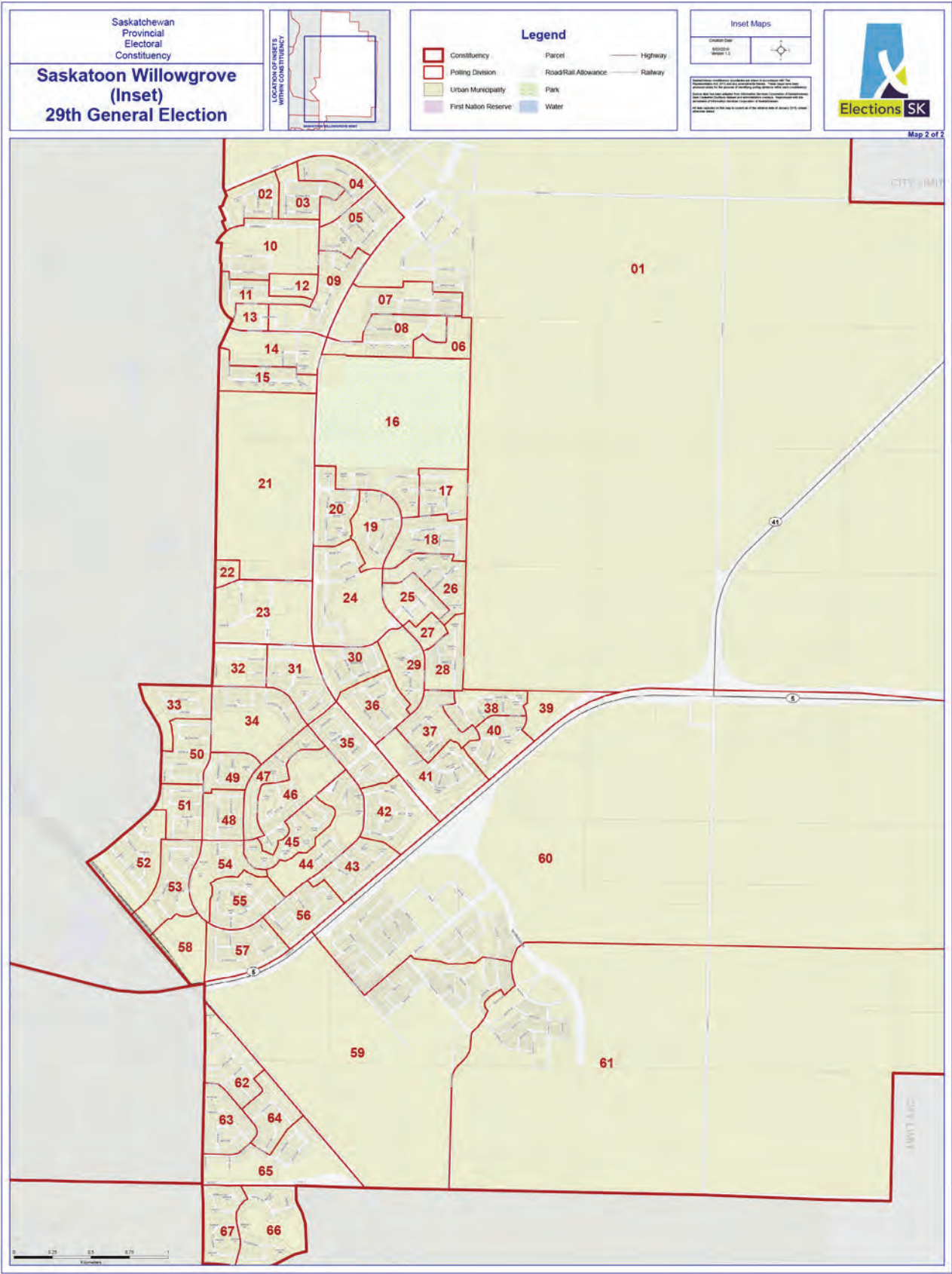




Saskatoon Willowgrove - Polling Location			Votes Cast For			Ballots	
Poll	Poll Name	Registered Voters	Kaitlyn Harvey NDP	David Greenfield SGP	Ken Cheveldayoff SP	Rejected Ballots	Votes For Cands
33	Dr. John G. Egnatoff School (Large Gym - Main Entrance)	345	25	4	35	0	64
34	Dr. John G. Egnatoff School (Large Gym - Main Entrance)	293	23	1	41	0	65
35	Erindale Alliance Church (Gym - Entrance A East Side)	322	12	8	38	0	58
36	Saskatoon Soccer Center Family Focus Eyecare Field (Main Entrance)	316	8	1	41	1	50
37	Saskatoon Soccer Center Family Focus Eyecare Field (Main Entrance)	265	5	1	38	0	44
38	Saskatoon Soccer Center Family Focus Eyecare Field (Main Entrance)	258	15	1	31	0	47
39	Saskatoon Soccer Center Family Focus Eyecare Field (Main Entrance)	366	25	0	32	0	57
40	Saskatoon Soccer Center Family Focus Eyecare Field (Main Entrance)	226	19	1	27	0	47
41	Saskatoon Soccer Center Family Focus Eyecare Field (Main Entrance)	305	17	1	42	0	60
42	Erindale Alliance Church (Gym - Entrance A East Side)	326	19	2	32	0	53
43	Erindale Alliance Church (Gym - Entrance A East Side)	297	13	1	35	0	49
44	Erindale Alliance Church (Regier Chapel - Entrance C West Side)	286	10	1	36	0	47
45	Father Robinson School (Gym - Main Entrance)	302	18	3	33	0	54
46	Father Robinson School (Gym - Main Entrance)	301	14	1	46	0	61
47	Father Robinson School (Gym - Main Entrance)	292	23	3	34	2	60
48	Father Robinson School (Gym - Main Entrance)	235	14	1	25	0	40
49	Dr. John G. Egnatoff School (Large Gym - Main Entrance)	221	14	0	32	2	46
50	Dr. John G. Egnatoff School (Large Gym - Main Entrance)	337	23	2	57	0	82
51	Dr. John G. Egnatoff School (Small Gym - Main Entrance)	229	20	4	31	0	55
52	Saskatoon Soccer Center Family Focus Eyecare Field (Main Entrance)	246	6	0	37	0	43
53	Saskatoon Soccer Center Family Focus Eyecare Field (Main Entrance)	280	18	1	54	0	73
54	Saskatoon Soccer Center Family Focus Eyecare Field (Main Entrance)	313	15	2	32	0	49
55	Erindale Alliance Church (Fellowship Hall - Entrance C West Side)	335	30	1	51	0	82
56	Erindale Alliance Church (Fellowship Hall - Entrance C West Side)	322	14	1	50	0	65

Continued on next page



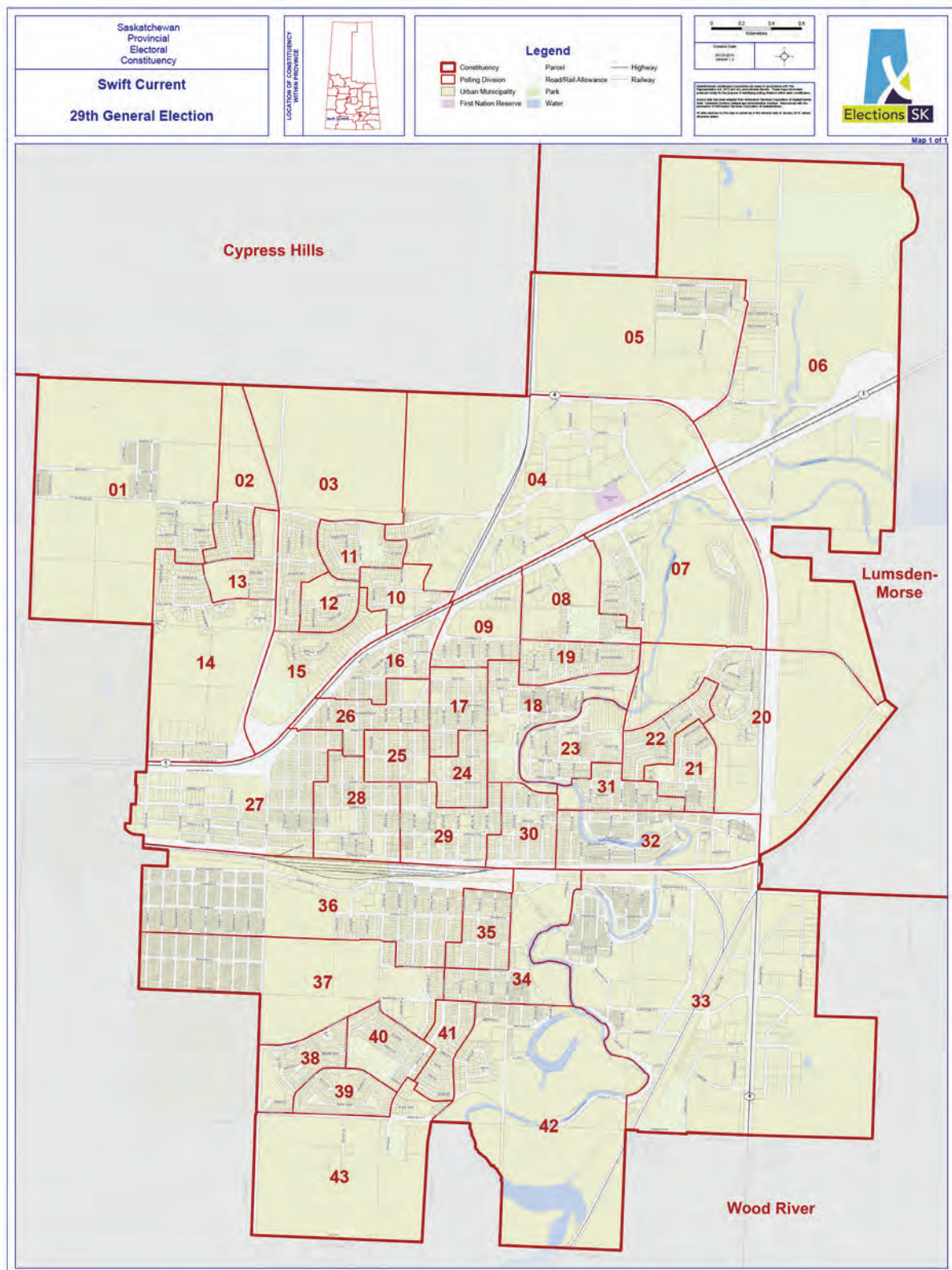


Saskatoon Willowgrove - Polling Location			Votes Cast For			Ballots	
Poll	Poll Name	Registered Voters	Kaitlyn Harvey NDP	David Greenfield SGP	Ken Cheveldayoff SP	Rejected Ballots	Votes For Cands
57	Saskatoon Soccer Center Family Focus Eyecare Field (Main Entrance)	367	33	0	53	0	86
58	Saskatoon Soccer Center Family Focus Eyecare Field (Main Entrance)	303	30	0	32	0	62
59	Saskatoon Soccer Center Family Focus Eyecare Field (Main Entrance)	308	26	2	47	0	75
60	Saskatoon Soccer Center Family Focus Eyecare Field (Main Entrance)	464	38	2	67	0	107
61	Saskatoon Soccer Center Family Focus Eyecare Field (Main Entrance)	283	33	0	31	0	64
62	St. Augustine School Gym (Main Entrance)	309	34	0	82	0	116
63	St. Augustine School Gym (Main Entrance)	307	36	2	67	1	105
64	St. Augustine School Gym (Main Entrance)	229	32	2	38	1	72
65	St. Augustine School Gym (Main Entrance)	336	36	1	51	0	88
66	Saskatoon Soccer Center Family Focus Eyecare Field (Main Entrance)	277	9	1	13	0	23
67	Saskatoon Soccer Center Family Focus Eyecare Field (Main Entrance)	288	10	3	32	0	45
A001	Erindale Alliance Church (Gym - Entrance A East Side)	-	180	8	486	1	674
A002	Erindale Alliance Church (Gym - Entrance A East Side)	-	141	5	394	1	540
A003	Erindale Alliance Church (Fellowship Hall - Entrance C West Side)	-	261	19	756	3	1,036
A004	Erindale Alliance Church (Fellowship Hall - Entrance C West Side)	-	248	17	617	10	882
A005	Willowgrove School (Daycare Entrance)	-	212	7	502	0	721
A006	Saskatoon Wildlife Federation	-	105	8	362	0	475
A007	Saskatoon Wildlife Federation	-	116	6	373	1	495
PCF	Personal Care Facilities	112	20	5	43	0	68
ABS	Absentee	-	4	2	27	1	33
VBM	Vote By Mail	-	923	17	1377	80	2,317
HRT	Hospital, Remand and Temporarily Displaced	-	2	0	4	1	6
	Totals	20,102	3,600	203	7,509	108	11,312

	Candidate Elected - Ken Cheveldayoff					
	Plurality	3,909				
	% Who Voted	56.81%				
	% By Party		31.82%	1.79%	66.38%	



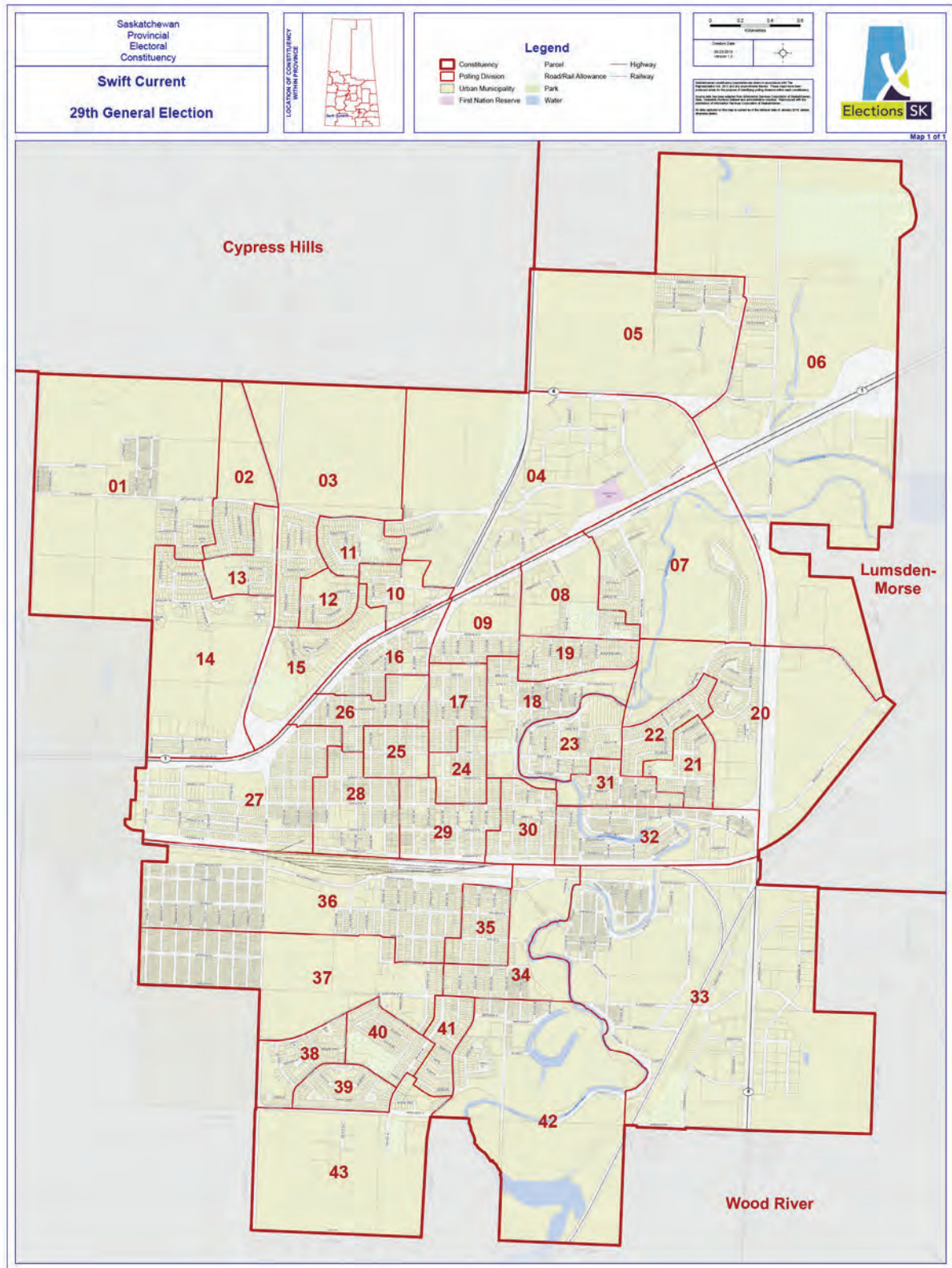
VOTE SUMMARY BY CONSTITUENCY POLLING DIVISION: SWIFT CURRENT



Swift Current - Polling Location			Votes Cast For			Ballots	
Poll	Poll Name	Registered Voters	Stefan Rumpel	George Watson	Everett T Hindley	Rejected Ballots	Votes For Cands
			NDP	SGP	SP		
1	Christ the Redeemer Roman Catholic Parish	288	5	2	79	0	86
2	Christ the Redeemer Roman Catholic Parish	244	12	1	62	0	75
3	Swift Current Mall	333	14	1	71	1	86
4	All Saints School	248	5	3	31	1	39
5	All Saints School	161	4	0	30	0	34
6	All Saints School	157	4	1	38	1	43
7	Bridgeway Community Church	287	8	2	56	1	66
8	O.M. Irwin School	308	13	0	55	0	68
9	O. M. Irwin School	239	4	2	25	0	31
10	O. M. Irwin School	283	4	1	53	1	58
11	Centennial School	300	19	0	67	1	86
12	Centennial School	292	13	1	44	0	58
13	Trailview Alliance Church	234	13	2	53	0	68
14	Trailview Alliance Church	315	15	0	66	0	81
15	Centennial School	292	2	0	48	0	50
16	Central School (1st Ave NW Entrance)	260	19	1	52	0	72
17	St. Olaf Lutheran Church	317	18	3	58	1	79
18	Innovation Credit Union Iplex	273	9	5	49	0	63
19	Bridgeway Community Church	332	20	6	58	0	84
20	Credit Union Iplex	315	18	1	74	0	93
21	Church Of The Open Bible	298	7	0	71	1	78
22	Church Of The Open Bible	332	11	2	70	0	83
23	Credit Union Iplex	313	8	1	62	0	71
24	Lt. Colonel Clifton Centre	291	13	1	35	0	49
25	Lt. Colonel Clifton Centre	315	21	1	38	0	60
26	Central School (1st Ave NW Entrance)	321	20	1	53	1	74
27	Dickson Community Centre	316	28	0	57	0	85
28	Dickson Community Centre	313	11	1	52	0	64
29	First United Church	227	15	1	34	1	50
30	First United Church	339	9	4	38	1	51
31	Lt. Colonel Clifton Centre	254	19	0	49	0	68
32	Stockade Building	309	23	1	54	1	78
33	Stockade Building	218	13	0	48	0	61
34	Stockade Building	333	17	1	53	0	71
35	Stockade Building	304	10	2	66	0	78

Continued on next page



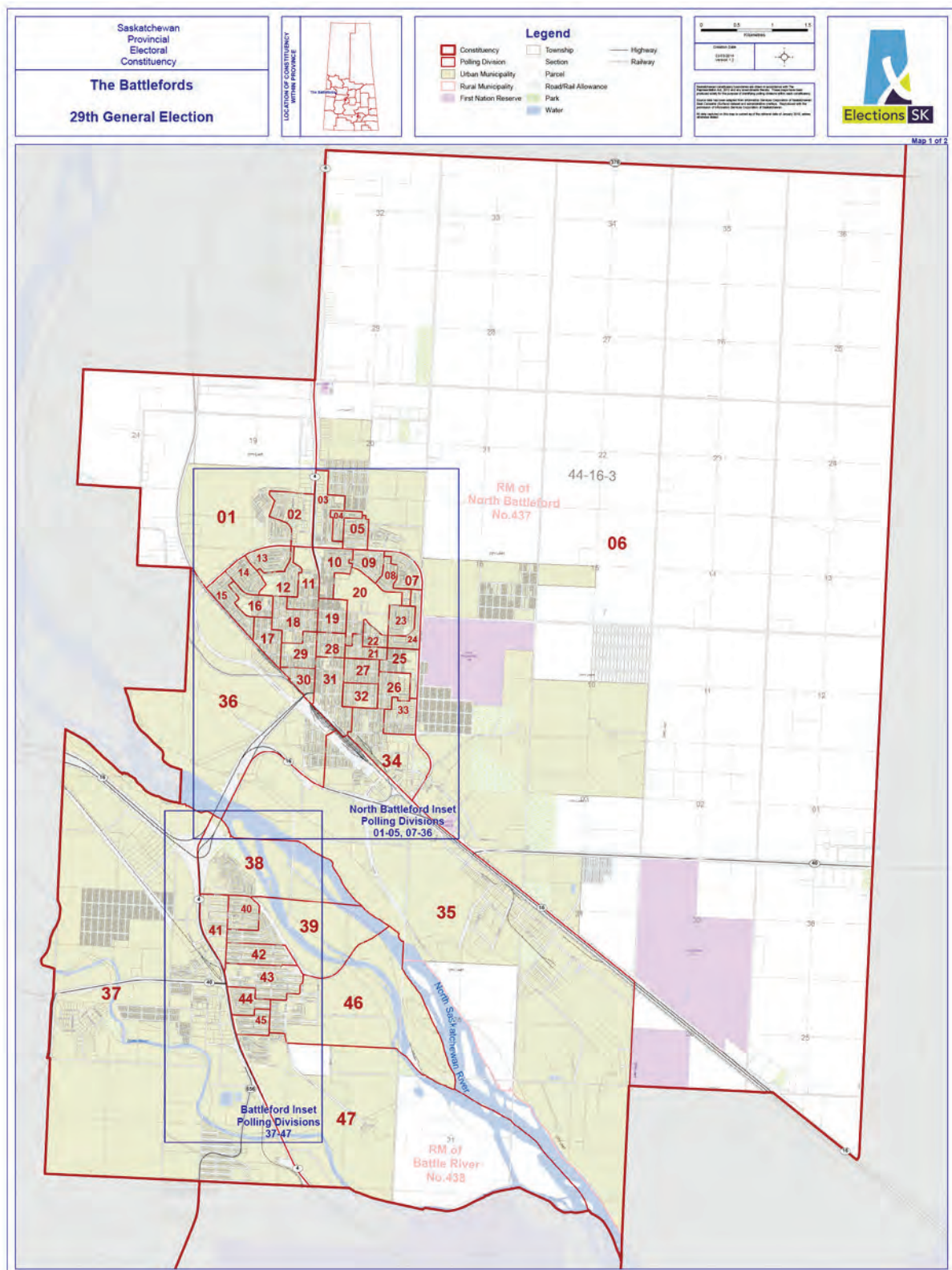


Swift Current - Polling Location			Votes Cast For			Ballots	
		Registered Voters	Stefan Rumpel	George Watson	Everett T Hindley	Rejected Ballots	Votes For Cands
Poll	Poll Name		NDP	SGP	SP		
36	Stockade Building	311	6	1	50	1	57
37	Fairview School	297	16	1	43	0	60
38	Fairview School	274	26	1	69	0	96
39	Fairview School	275	18	1	71	0	90
40	Alpine Church of God	354	9	1	111	0	121
41	Alpine Church of God	315	25	3	84	0	112
42	Stockade Building	320	10	3	75	0	88
43	Riverview Village Estates (Great Room Entrance)	254	26	3	98	0	127
A001	Lt. Colonel Clifton Centre	-	232	10	900	5	1,142
A002	Lt. Colonel Clifton Centre	-	201	20	985	2	1,206
A003	Innovation Credit Union Iplex	-	196	12	852	2	1,060
PCF	Personal Care Facilities	269	21	8	51	0	80
ABS	Absentee	-	11	1	31	3	43
VBM	Vote By Mail	-	178	11	341	22	530
HRT	Hospital, Remand and Temporarily Displaced	-	2	0	10	1	12
	Totals	12,630	1,421	124	5,620	48	7,165

	Candidate Elected - Everett T Hindley						
	Plurality	4,199					
	% Who Voted	57.11%					
	% By Party		19.83%	1.73%	78.44%		



VOTE SUMMARY BY CONSTITUENCY POLLING DIVISION: THE BATTLEFORDS

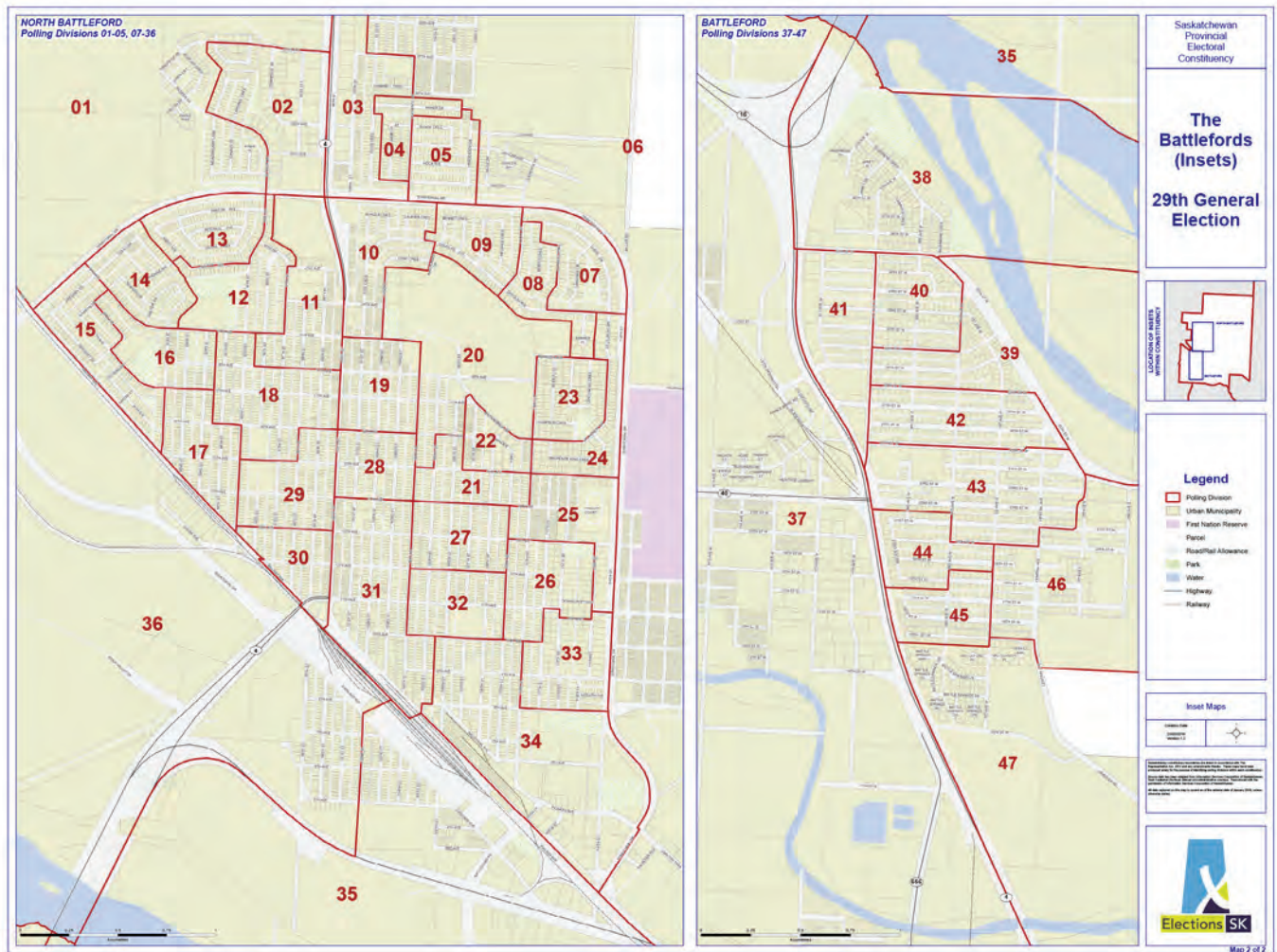


The Battlefords - Polling Location			Votes Cast For				Ballots	
Poll	Poll Name	Registered Voters	Amber Stewart NDP	Harry Zamonsky PC	Joey Reynolds SGP	Jeremy Cockrill SP	Rejected Ballots	Votes For Cands
1	McKitrick Elementary School	287	10	2	3	41	1	56
2	McKitrick Elementary School	289	16	0	2	20	0	38
3	North Battleford Comprehensive High School (Large Gym)	269	15	2	1	24	0	42
4	North Battleford Comprehensive High School (Large Gym)	218	10	0	0	42	0	52
5	Northland Power Curling Center (Cuplex)	291	12	1	0	40	0	53
6	Northland Power Curling Center (Cuplex)	288	6	2	1	39	0	48
7	North Battleford Comprehensive High School (Large Gym)	307	13	4	1	54	0	72
8	North Battleford Comprehensive High School (Large Gym)	287	24	0	0	17	0	41
9	North Battleford Comprehensive High School (Large Gym)	281	26	2	0	36	0	64
10	North Battleford Comprehensive High School (Small Gym)	347	37	2	0	40	0	79
11	North Battleford Comprehensive High School (Cafeteria - North Entrance)	233	15	1	1	38	0	55
12	North Battleford Comprehensive High School (Cafeteria - North Entrance)	271	13	2	0	41	0	56
13	North Battleford Comprehensive High School (Cafeteria - North Entrance)	348	12	4	2	34	1	52
14	Bready School (Gym)	355	23	2	4	37	0	66
15	Bready School (Gym)	348	38	2	2	78	2	120
16	Bready School (Library)	268	25	0	0	44	0	69
17	Seventh-day Adventist Church	332	31	0	1	83	0	115
18	Seventh-day Adventist Church	277	26	1	1	37	0	65
19	Lawrence School	295	28	2	3	23	0	56
20	Lawrence School	267	15	1	2	24	0	42
21	Light of Christ Learning Center	291	20	5	4	17	1	46
22	Zion Lutheran Church	266	19	1	2	22	0	44
23	North Battleford Comprehensive High School (Small Gym)	296	14	3	1	30	1	48
24	North Battleford Comprehensive High School (Small Gym)	320	15	0	3	30	0	48
25	Light of Christ Learning Center	314	12	0	0	27	0	39
26	Sakewew High School (Gym)	311	18	2	2	45	1	67
27	Light of Christ Learning Center	309	19	2	1	46	1	68
28	Living Faith Chapel	240	15	2	1	41	0	59
29	Living Faith Chapel	286	17	2	1	48	1	68

Continued on next page



THE BATTLEFORDS (CONTINUED)

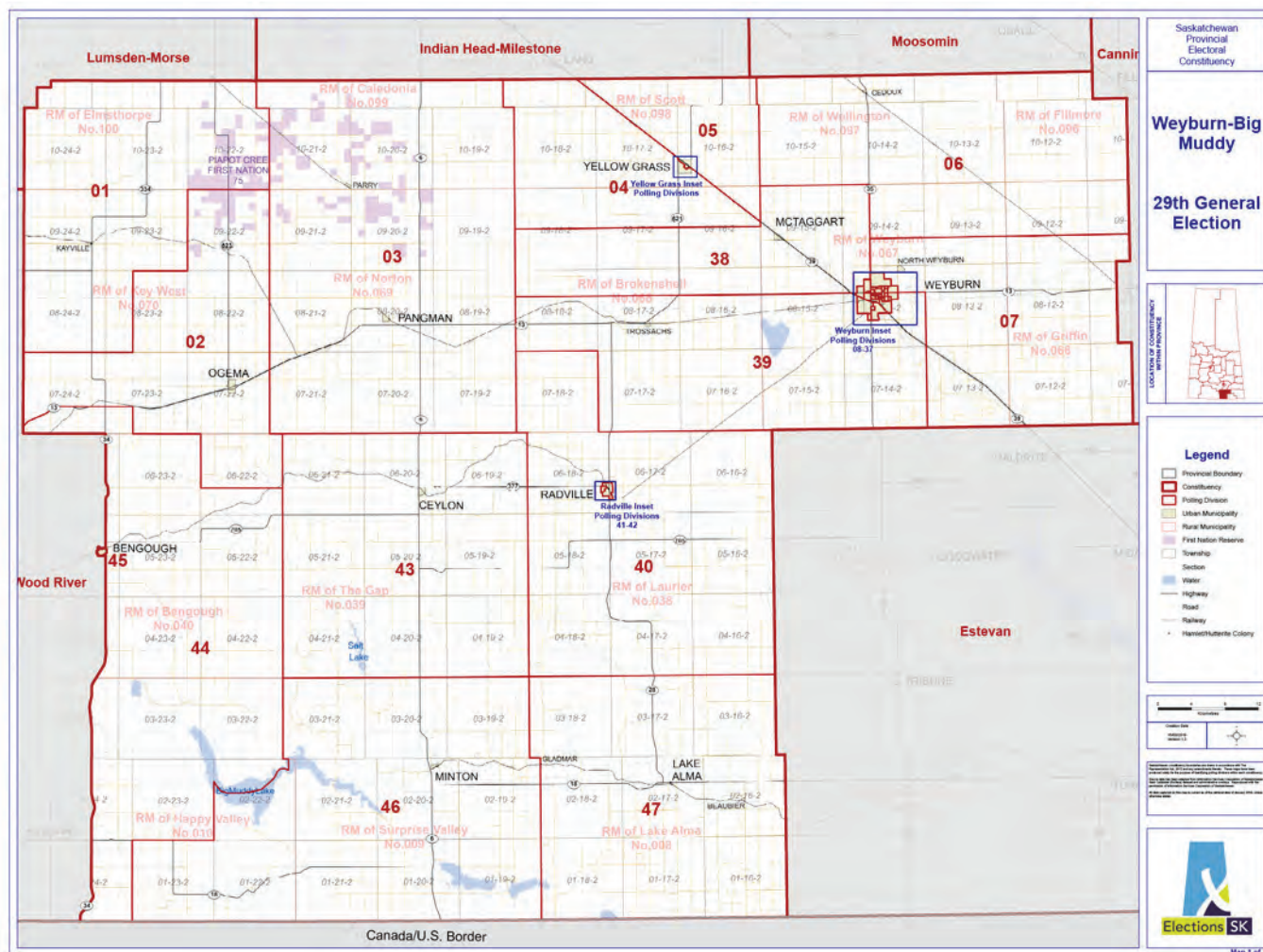


The Battlefords - Polling Location			Votes Cast For				Ballots	
Poll	Poll Name	Registered Voters	Amber Stewart NDP	Harry Zamonsky PC	Joey Reynolds SGP	Jeremy Cockrill SP	Rejected Ballots	Votes For Cands
30	Living Faith Chapel	304	16	3	1	14	0	34
31	Living Faith Chapel	326	18	2	0	30	1	50
32	Sakewew High School (Gym)	323	18	2	1	19	0	40
33	Sakewew High School (Gym)	300	12	6	1	39	0	58
34	Sakewew High School (Gym)	293	12	2	2	19	0	35
35	Don Ross Centre (Gym)	308	25	2	0	19	0	46
36	Don Ross Centre (Gym)	288	30	2	3	31	0	66
37	Royal Canadian Legion #9	323	4	2	0	47	0	53
38	Alex Dillabough Centre	339	10	1	0	52	0	63
39	Alex Dillabough Centre	268	15	1	1	39	0	56
40	Alex Dillabough Centre	280	12	1	0	59	0	72
41	Alex Dillabough Centre	297	11	6	1	32	0	50
42	St. Vital Elementary School	303	16	1	0	39	0	56
43	Royal Canadian Legion #9	332	24	5	1	26	0	56
44	St. Vital Elementary School	278	15	2	3	33	0	53
45	St. Vital Elementary School	322	14	1	2	41	0	58
46	St. Vital Church Hall	265	15	1	0	47	0	63
47	St. Vital Church Hall (Room B)	214	10	0	0	37	0	47
A001	Northland Power Curling Center (Cuplex)	-	104	19	2	271	4	396
A002	Northland Power Curling Center (Cuplex)	-	108	14	11	314	0	447
A003	Don Ross Centre (Chapel Gallery)	-	131	20	7	412	2	570
A004	Don Ross Centre (Chapel Gallery)	-	125	21	11	417	1	574
A005	Royal Canadian Legion #9	-	196	17	7	533	2	753
A006	Royal Canadian Legion #9	-	181	18	8	427	2	634
PCF	Personal Care Facilities	369	36	17	12	45	9	110
ABS	Absentee	-	5	2	1	24	1	32
VBM	Vote By Mail	-	210	10	4	300	21	524
HRT	Hospital, Remand and Temporarily Displaced	-	14	6	7	13	17	40
	Totals	14,223	1,931	231	125	4,477	69	6,764

	Candidate Elected - Jeremy Cockrill						
	Plurality	2,546					
	% Who Voted	48.04%					
	% By Party		28.55%	3.42%	1.85%	66.19%	



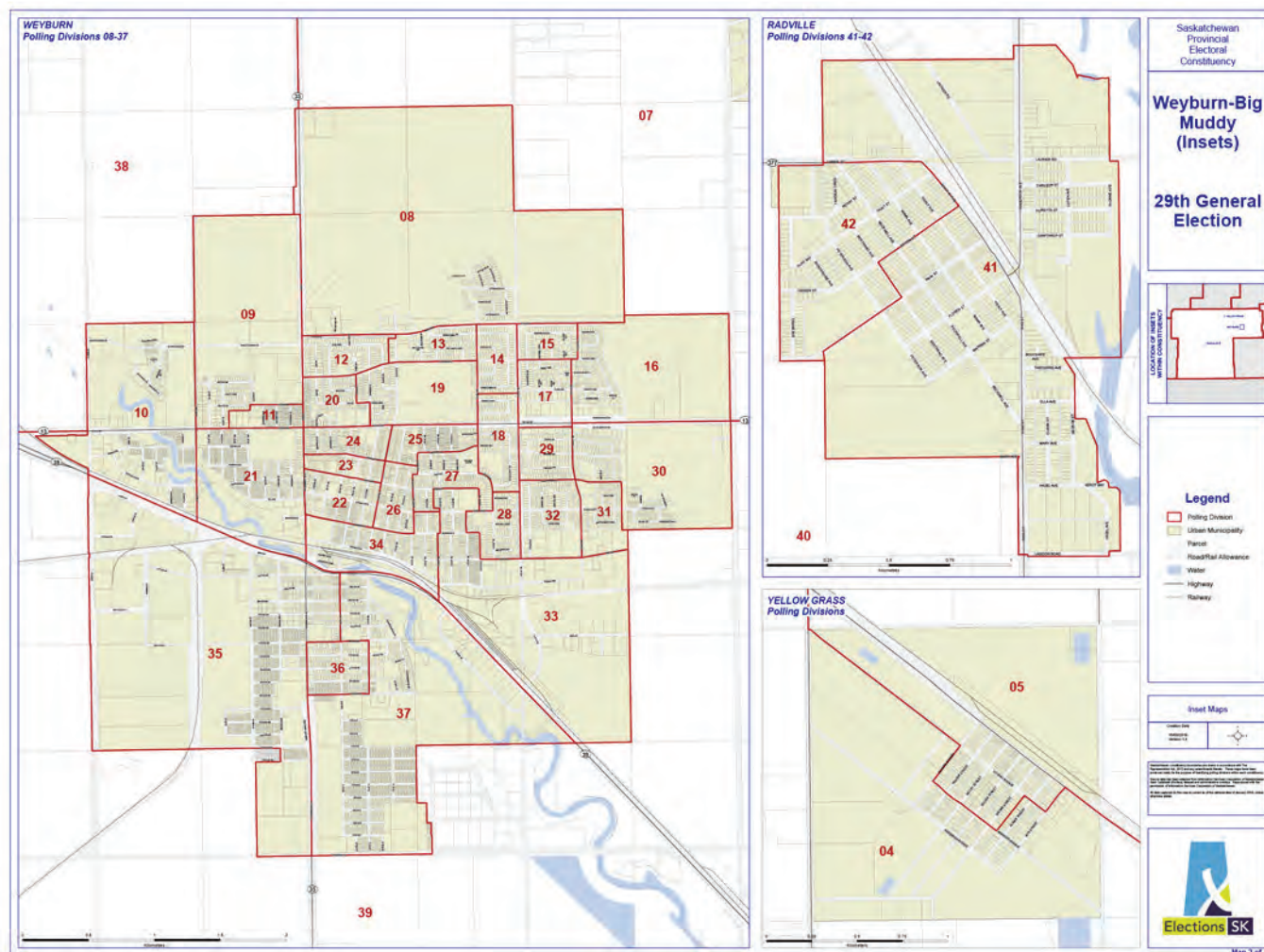
VOTE SUMMARY BY CONSTITUENCY POLLING DIVISION: WEYBURN-BIG MUDDY



Weyburn-Big Muddy - Polling Location			Votes Cast For				Ballots	
Poll	Poll Name	Registered Voters	Collin Keith	Regan Lanning	Shane Caellaigh	Dustin Duncan	Rejected Ballots	Votes For Cands
			BP	NDP	SGP	SP		
1	Kayville Cooperative Community Hospitality Centre	94	2	3	1	39	0	45
2	Ogema Heritage Hall	351	7	24	2	174	1	207
3	Pangman Community Centre	359	19	30	2	159	0	210
4	Yellow Grass School	204	12	2	0	82	0	96
5	Yellow Grass School	229	16	4	3	82	0	105
6	Cugnet Centre Weyburn Comprehensive School	231	4	4	0	55	0	63
7	McKenna Hall (Lower Hall)	381	17	6	1	90	0	114
8	Assiniboia Park Elementary School	307	9	9	1	73	1	92
9	Weyburn Comprehensive School (Eagles Gym)	237	8	7	0	68	0	83
10	Weyburn Comprehensive School (Eagles Gym)	117	1	2	0	14	0	17
11	Weyburn Comprehensive School (Eagles Gym)	221	6	12	0	30	0	48
12	Cugnet Centre Weyburn Comprehensive School	278	3	17	0	63	0	83
13	Assiniboia Park Elementary School	261	7	2	0	47	0	56
14	Assiniboia Park Elementary School	251	15	10	0	55	0	80
15	St. Michael School	216	6	5	0	45	0	56
16	St. Michael School	313	10	5	1	96	0	112
17	Church of Christ	208	4	5	0	43	0	52
18	St. Michael School	299	10	17	0	64	1	91
19	St. Michael School	254	5	12	0	61	0	78
20	Cugnet Centre Weyburn Comprehensive School	263	5	9	1	47	0	62
21	Weyburn Comprehensive School (Eagles Gym)	218	10	7	0	25	0	42
22	Queen Elizabeth School	335	6	19	0	30	1	55
23	Cugnet Centre Weyburn Comprehensive School	225	4	10	1	36	1	51
24	Weyburn Comprehensive School (Eagles Gym)	268	11	11	1	33	0	56
25	McKenna Hall (Upper Hall)	288	11	19	0	43	0	73
26	Weyburn Royal Canadian Legion (Upper Hall)	302	10	19	2	46	0	77
27	Weyburn Calvary Baptist Church	287	10	12	1	44	0	67
28	Haig School	236	10	11	1	52	0	74
29	Weyburn Calvary Baptist Church	232	2	11	0	45	0	58
30	Weyburn Calvary Baptist Church	266	5	4	2	67	0	78
31	McKenna Hall (Upper Hall)	283	8	8	0	38	0	54
32	McKenna Hall (Upper Hall)	300	9	7	0	53	0	69
33	Haig School	241	8	12	5	64	0	89
34	Weyburn Royal Canadian Legion (Upper Hall)	264	11	14	0	41	0	66
35	Weyburn Comprehensive School (Cugnet Centre)	376	12	6	0	45	0	63
36	Weyburn Comprehensive School (Cugnet Centre)	302	8	3	1	44	0	56

Continued on next page



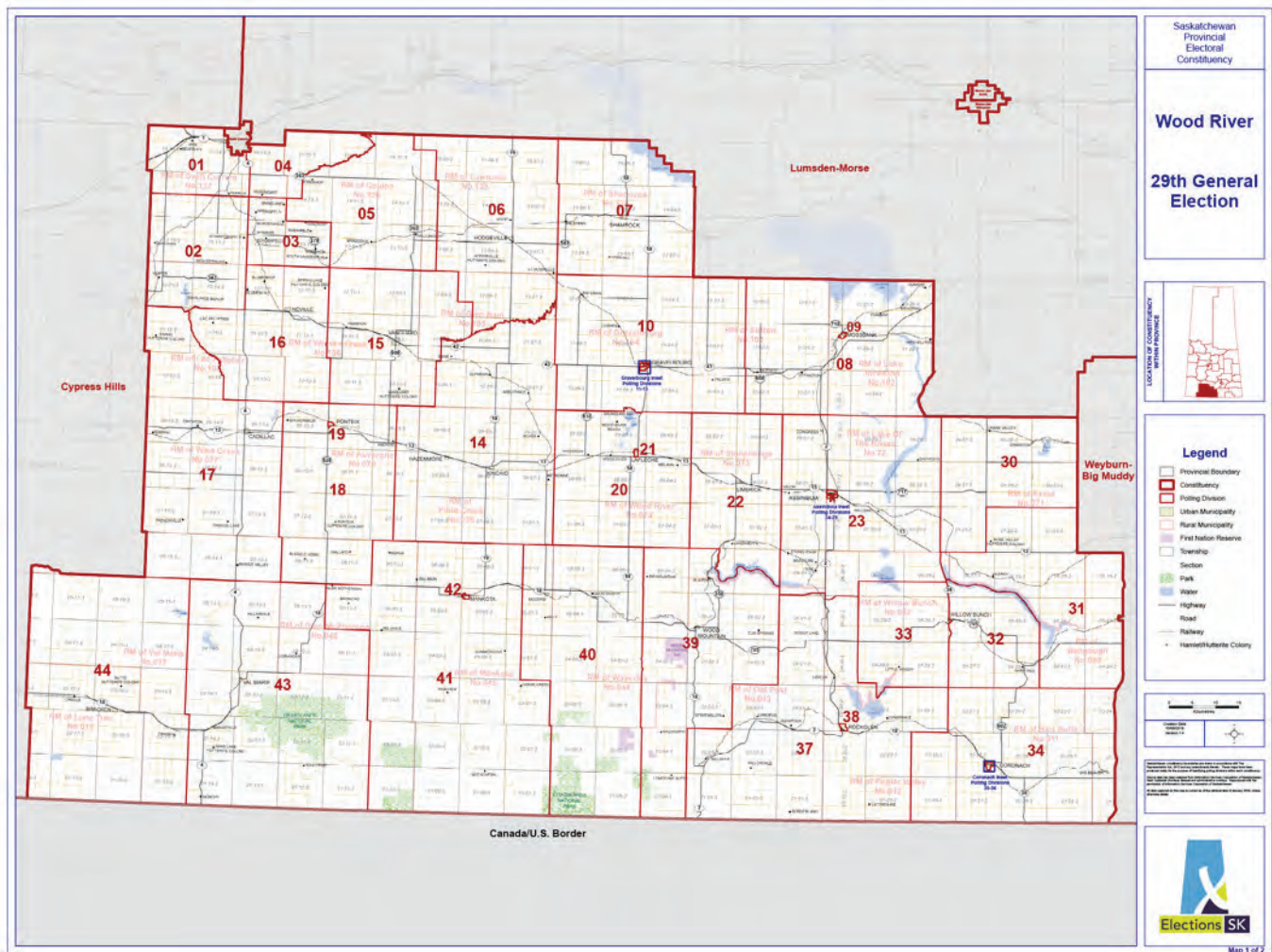


Weyburn-Big Muddy - Polling Location			Votes Cast For				Ballots	
Poll	Poll Name	Registered Voters	Collin Keith	Regan Lanning	Shane Caellaigh	Dustin Duncan	Rejected Ballots	Votes For Cands
			BP	NDP	SGP	SP		
37	Souris School	286	10	21	1	58	0	90
38	McKenna Hall (Lower Hall)	290	9	7	1	74	0	91
39	Queen Elizabeth School	376	18	11	3	90	0	122
40	Radville Regional High School	247	10	5	2	59	0	76
41	Radville Regional High School	274	6	8	4	57	0	75
42	Radville Regional High School	285	1	11	1	57	0	70
43	Ceylon Prairie Pride Community Centre	239	8	16	1	120	0	145
44	Bengough Community Centre	191	6	2	2	43	0	53
45	Bengough Community Centre	209	3	6	0	39	0	48
46	Minton Community Hall	195	6	8	0	108	0	122
47	Lake Alma Community Hall	200	24	5	3	113	0	145
A001	Legacy Building	-	72	140	8	771	1	991
A002	Weyburn Calvary Baptist Church	-	63	112	6	657	1	838
A003	Weyburn Calvary Baptist Church	-	73	101	14	663	1	851
A004	Radville Rec Centre	-	28	32	2	300	0	362
A005	Bengough Community Centre	-	13	10	1	198	0	222
PCF	Personal Care Facilities	336	6	38	6	112	1	162
ABS	RESULTS COMBINED WITH VBM							
VBM	Vote By Mail, Absentee	-	15	127	6	355	23	503
HRT	Hospital, Remand and Temporarily Displaced	-	1	3	2	5	2	11
	Totals	12,625	673	1,021	89	5,972	34	7,755

	Candidate Elected - Dustin Duncan						
	Plurality	4,951					
	% Who Voted	61.70%					
	% By Party		8.68%	13.17%	1.15%	77.01%	



VOTE SUMMARY BY CONSTITUENCY POLLING DIVISION: WOOD RIVER

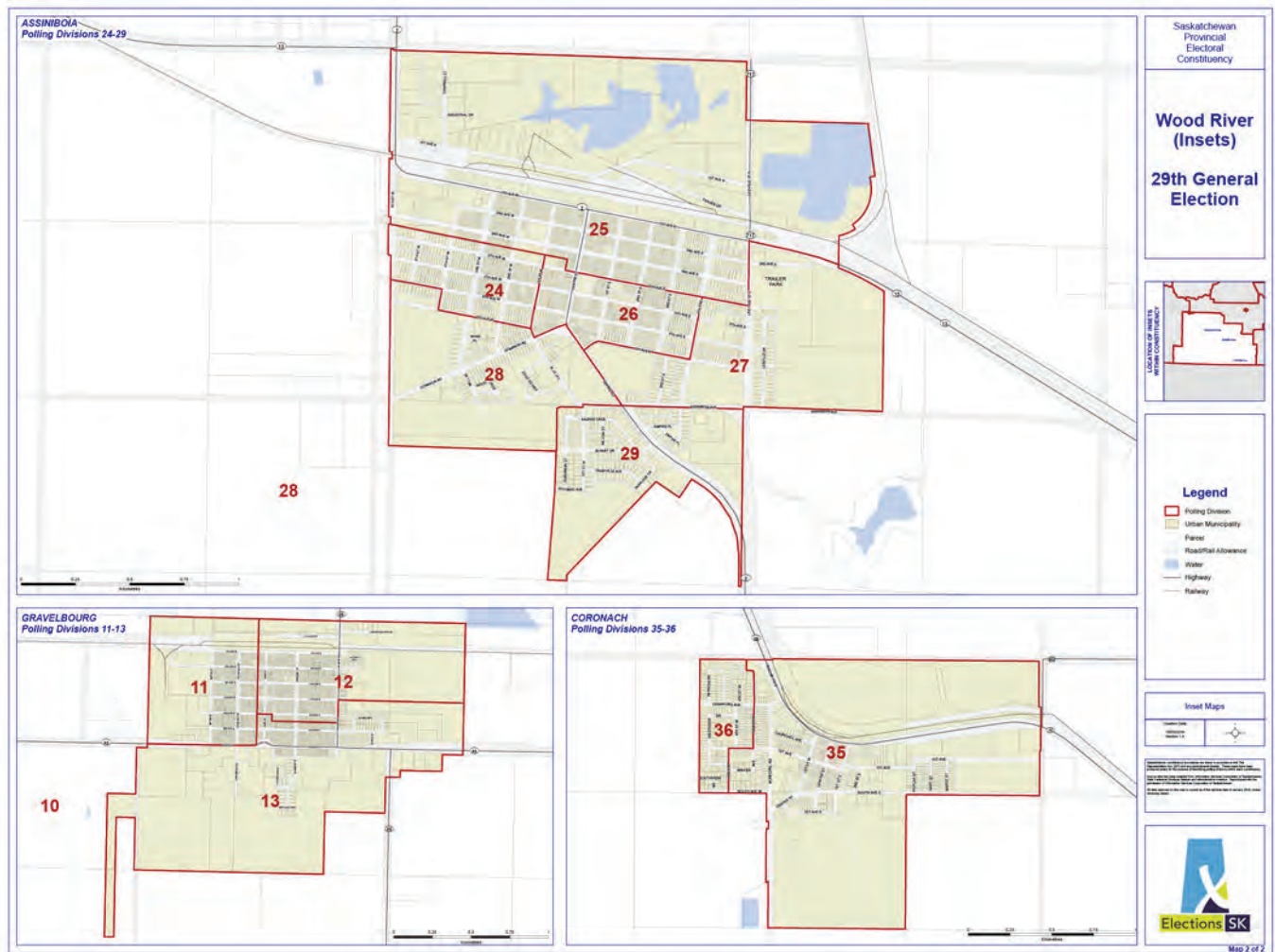


Wood River - Polling Location			Votes Cast For			Ballots	
Poll	Poll Name	Registered Voters	Roger Morgan NDP	Kimberly Soo Goodtrack SGP	David Marit SP	Rejected Ballots	Votes For Cands
1	Palliser Pavillion	345	5	0	73	0	78
2	Wymark Skating Rink	293	8	2	105	0	115
3	Wymark Skating Rink	375	15	9	171	1	195
4	Palliser Pavillion	214	3	3	50	1	56
5	Palliser Pavillion	251	5	0	51	0	56
6	Hodgeville Community Centre	397	20	1	176	0	197
7	Shamrock Community Hall	181	15	3	94	1	112
8	Mossbank Community Hall	223	14	3	93	0	110
9	Mossbank Community Hall	262	25	5	128	1	158
10	École Mathieu	315	17	6	92	1	115
11	École Mathieu	274	19	3	34	1	56
12	École Mathieu	199	15	4	22	0	41
13	École Mathieu	230	23	4	42	0	69
14	Kincaid Club 50	393	25	3	163	1	191
15	Vanguard School	406	14	3	145	0	162
16	The Neville Community Hall	307	14	2	92	0	108
17	Cadillac Community Hall	308	10	9	138	0	157
18	Ponteix Parish Hall	301	3	1	45	0	49
19	Ponteix Parish Hall	362	14	3	55	0	72
20	Lafleche Central School	298	24	2	106	2	132
21	Lafleche Central School	319	39	3	112	0	154
22	Limerick Community Hall	263	21	7	114	0	142
23	Prince of Wales Culture and Recreation Centre (Auditorium)	392	15	6	111	0	132
24	Prince of Wales Culture and Recreation Centre (Auditorium)	271	7	2	59	0	68
25	Prince of Wales Culture and Recreation Centre (Auditorium)	307	15	6	62	0	83
26	Prince of Wales Culture and Recreation Centre (Auditorium)	292	8	1	47	0	56
27	Assiniboia 7th Avenue School	277	24	0	56	0	80
28	Assiniboia 7th Avenue School	251	12	0	40	0	52
29	Assiniboia 7th Avenue School	309	10	1	75	0	86
30	Recreation Center Crane Valley District	111	3	3	43	2	49
31	RM of Excel #71	251	3	1	106	0	110
32	Hills of Home Senior Club	204	9	4	115	0	128
33	Hills of Home Senior Club	196	11	5	93	0	109

Continued on next page



WOOD RIVER (CONTINUED)

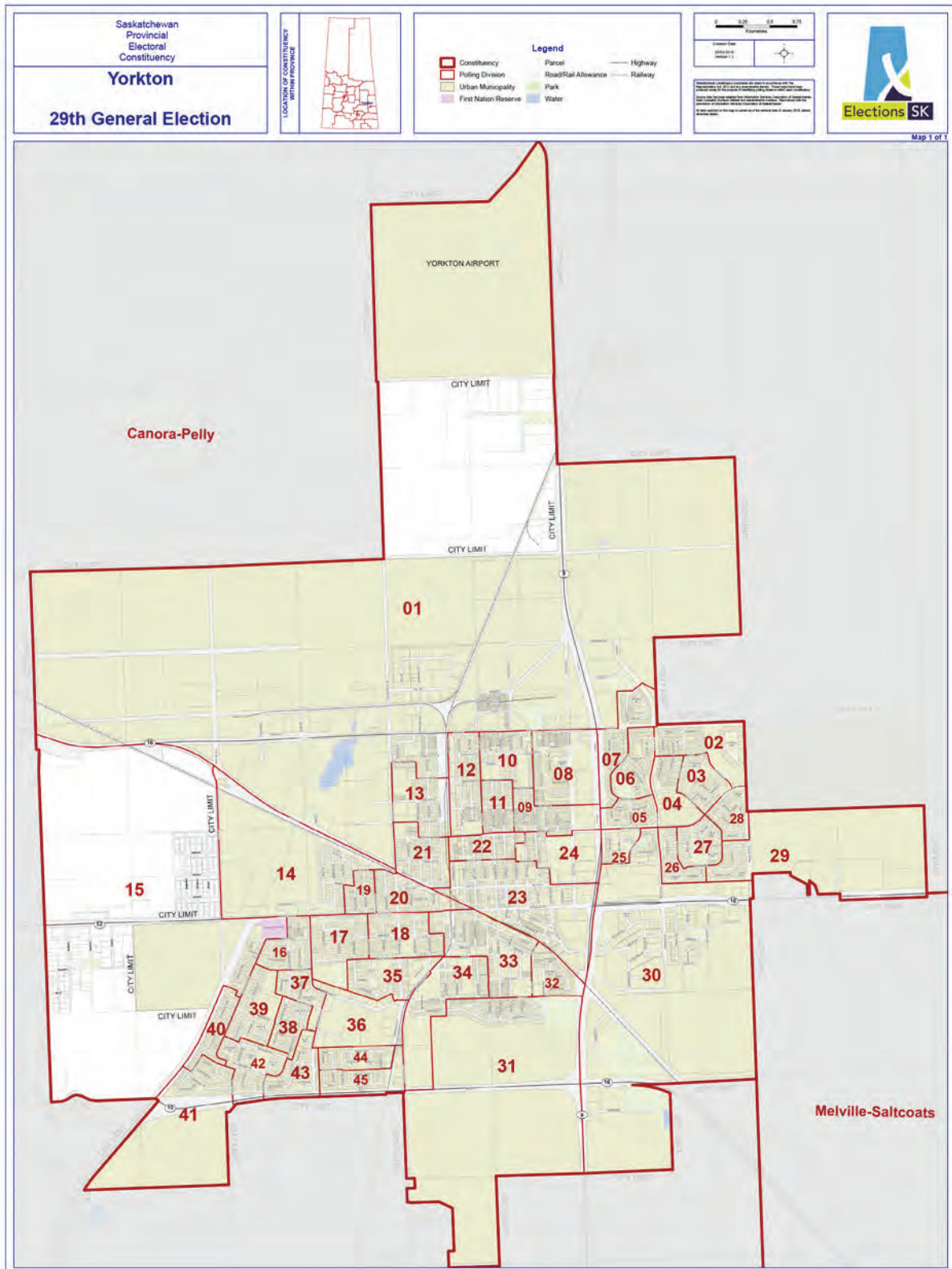


Wood River - Polling Location			Votes Cast For			Ballots	
Poll	Poll Name	Registered Voters	Roger Morgan NDP	Kimberly Soo Goodtrack SGP	David Marit SP	Rejected Ballots	Votes For Cands
34	Coronach School	261	3	1	84	0	88
35	Coronach School	238	10	3	46	0	59
36	Coronach School	216	8	3	38	0	49
37	Rockglen School	341	11	5	135	1	151
38	Rockglen School	288	15	13	108	1	136
39	Glentworth Community Hall	222	3	7	71	0	81
40	Glentworth Community Hall	260	8	6	85	0	99
41	Mankota School	232	15	2	117	1	134
42	Mankota School	148	12	3	75	0	90
43	Palais Royal Theatre	275	16	3	54	1	73
44	Bracken Community Hall	203	1	0	72	0	73
A001	École Mathieu	-	91	12	356	0	459
A002	Ponteix Parish Hall	-	31	7	315	0	353
A003	Senior's Come & Go Club	-	21	10	135	0	166
A004	Prince of Wales Culture and Recreation Centre (Curling Rink Lower Lobby)	-	125	31	696	0	852
A005	Coronach Drop In Centre	-	51	5	327	0	383
A006	Palais Royal Theatre	-	8	3	65	0	76
A007	Credit Union Iplex	-	27	8	367	2	402
PCF	Personal Care Facilities	243	35	8	79	4	122
ABS	Absentee	-	4	0	3	3	7
VBM	Vote By Mail, Extraordinary Voting	-	120	13	272	20	405
X-VOTE	RESULTS COMBINED WITH VBM						
HRT	Hospital, Remand and Temporarily Displaced	-	5	0	5	2	10
	Totals	12,304	1,085	248	6,413	46	7,746

	Candidate Elected - David Marit						
	Plurality	5,328					
	% Who Voted	63.33%					
	% By Party		14.01%	3.20%	82.79%		



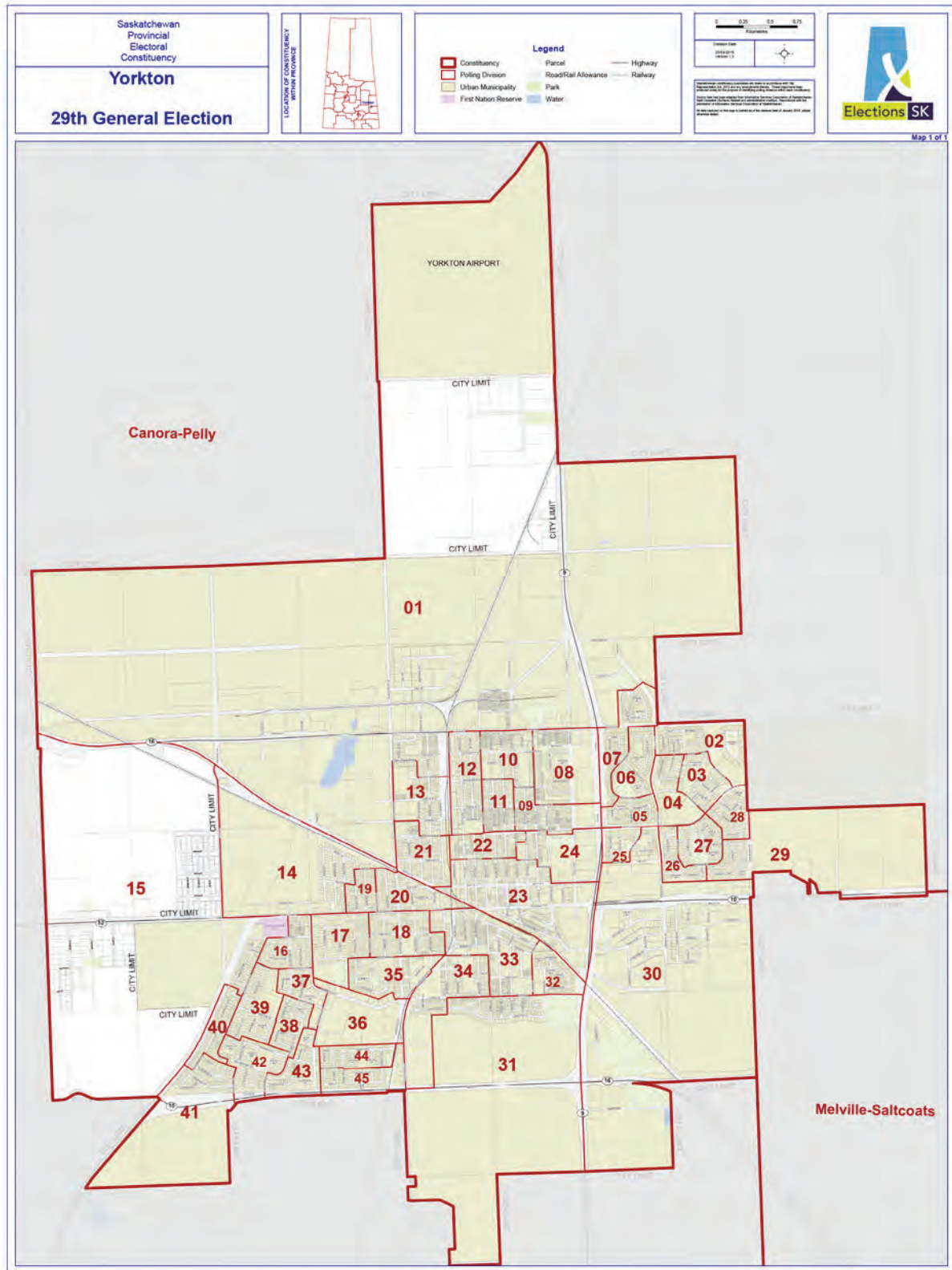
VOTE SUMMARY BY CONSTITUENCY POLLING DIVISION: YORKTON



Yorkton - Polling Location			Votes Cast For			Ballots	
Poll	Poll Name	Registered Voters	Carter J. Antoine NDP	Judy Mergel SGP	Greg Ottenbreit SP	Rejected Ballots	Votes For Cands
1	Sacred Heart High School	257	5	1	23	0	29
2	Gloria Hayden Community Centre	241	11	0	38	0	49
3	Gloria Hayden Community Centre	304	3	5	47	0	55
4	Gloria Hayden Community Centre	230	6	2	33	1	41
5	M.C. Knoll School (Gym)	202	11	3	36	0	50
6	M.C. Knoll School (Gym)	258	14	1	29	0	44
7	M.C. Knoll School (Gym)	230	15	1	25	0	41
8	St. Alphonsus School	274	15	5	47	0	67
9	St. Mary's Parish Ukrainian Catholic Cultural Centre	314	19	1	30	0	50
10	St. Alphonsus School	248	8	0	34	0	42
11	St. Mary's Parish Ukrainian Catholic Cultural Centre	248	9	2	26	0	37
12	Sacred Heart High School	304	10	0	38	0	48
13	Sacred Heart High School	244	6	2	19	1	27
14	Gallagher Centre (Flexi Hall)	262	11	3	35	0	49
15	Gallagher Centre (Flexi Hall)	417	26	6	79	0	111
16	(Yorkton) Victory Church	316	18	4	28	0	50
17	Gallagher Centre (Flexi Hall)	313	14	1	34	1	49
18	Prairie Harvest Christian Life Centre (Fellowship Hall)	314	16	1	58	0	75
19	Yorkton Regional High School (Gym)	213	7	0	24	0	31
20	Yorkton Regional High School (Gym)	269	12	1	20	1	33
21	Yorkton Regional High School (Gym)	324	16	0	36	0	52
22	Sacred Heart High School	224	11	0	17	0	28
23	Yorkton Regional High School (Gym)	353	12	2	21	0	35
24	St. Mary's Parish Ukrainian Catholic Cultural Centre	326	12	3	20	0	35
25	Heritage Baptist Church (Gym - North West Entrance)	269	5	1	27	0	33
26	Heritage Baptist Church (Gym - North West Entrance)	224	6	0	27	0	33
27	St. Michael's School	286	8	1	25	0	34
28	St. Michael's School	264	10	0	43	0	53
29	St. Michael's School	229	9	1	40	0	50
30	Heritage Baptist Church (Gym - North West Entrance)	315	8	1	30	1	39
31	Yorkdale Central School (Gym)	325	11	3	53	0	67

Continued on next page





Yorkton - Polling Location			Votes Cast For			Ballots	
Poll	Poll Name	Registered Voters	Carter J. Antoine NDP	Judy Mergel SGP	Greg Ottenbreit SP	Rejected Ballots	Votes For Cands
32	Prairie Harvest Christian Life Centre Sanctuary	260	6	0	24	0	30
33	Yorkton Regional High School (Gym)	328	12	2	28	1	42
34	Prairie Harvest Christian Life Centre Sanctuary	327	18	4	45	0	67
35	St. Mary's School (East Entrance)	308	26	1	54	1	81
36	St. Mary's School (East Entrance)	142	4	1	9	0	14
37	(Yorkton) Victory Church	329	19	1	34	0	54
38	(Yorkton) Victory Church	254	13	1	36	0	50
39	St. Paul's School	285	14	1	50	1	65
40	Gallagher Centre (Flexi Hall)	217	8	3	33	0	44
41	Gallagher Centre (Flexi Hall)	253	12	4	31	0	47
42	Gallagher Centre (Flexi Hall)	319	19	0	46	0	65
43	St. Paul's School	336	9	2	40	0	51
44	Yorkdale Central School (Gym)	268	16	2	44	0	62
45	Yorkdale Central School (Gym)	291	7	2	67	0	76
A001	Gloria Hayden Community Centre	-	106	20	561	6	687
A002	Gloria Hayden Community Centre	-	119	12	511	2	642
A003	St. Mary's Parish Ukrainian Catholic Cultural Centre	-	139	11	484	1	634
A004	St. Mary's Parish Ukrainian Catholic Cultural Centre	-	141	18	524	1	683
PCF	Personal Care Facilities	238	36	9	105	3	150
ABS	Absentee	-	2	1	16	0	19
VBM	Vote By Mail	-	224	17	386	36	627
HRT	Hospital, Remand and Temporarily Displaced	-	7	1	1	2	9
Totals		12,752	1,301	164	4,171	59	5,636

	Candidate Elected - Greg Ottenbreit						
	Plurality	2,870					
	% Who Voted	44.66%					
	% By Party		23.08%	2.91%	74.01%		



CHAPTER TEN

Comparative Vote Summary by Registered Political Party

2020				
Political Party	Votes Cast for Candidates	% of Votes Cast for Candidates	Candidates Nominated	Candidates Elected
Buffalo Party	11,298	2.56	17	—
Green Party	10,031	2.27	60	—
Liberal Party	355	0.08	3	—
New Democratic Party	140,576	31.82	61	13
Progressive Conservative Party	8,404	1.90	31	—
Saskatchewan Party	269,996	61.12	61	48
Independent	1,076	0.24	3	—
Total	441,736	100.00	236	61

2016				
Political Party	Votes Cast for Candidates	% of Votes Cast for Candidates	Candidates Nominated	Candidates Elected
Green Party	7,967	1.84	58	—
Liberal Party	15,568	3.60	61	—
New Democratic Party	131,137	30.28	61	10
Progressive Conservative Party	5,571	1.29	18	—
Saskatchewan Party	270,776	62.53	61	51
Western Independence Party of Sask.	318	0.07	4	—
Independent	1,693	0.39	5	—
Total	433,030	100.00	268	61

2011				
Political Party	Votes Cast for Candidates	% of Votes Cast for Candidates	Candidates Nominated	Candidates Elected
Green Party	11,561	2.87	58	—
Liberal Party	2,237	0.56	9	—
New Democratic Party	128,673	31.97	58	9
Progressive Conservative Party	1,315	0.33	5	—
Saskatchewan Party	258,598	64.25	58	49
Western Independence Party of Sask.	58	0.01	2	—
Independent	44	0.01	1	—
Total	402,486	100	191	58

2007				
Political Party	Votes Cast for Candidates	% of Votes Cast for Candidates	Candidates Nominated	Candidates Elected
Green Party	9,128	2.01	48	—
Liberal Party	42,585	9.4	58	—
New Democratic Party	168,704	37.24	58	20
Progressive Conservative Party	832	0.18	5	—
Saskatchewan Party	230,671	50.92	57	38
Saskatchewan Marijuana Party	517	0.11	5	—
Western Independence Party of Sask.	572	0.13	8	—
Total	453,009	100	239	58

2003				
Political Party	Votes Cast for Candidates	% of Votes Cast for Candidates	Candidates Nominated	Candidates Elected
Green Party	—	—	—	—
Liberal Party	60,601	14.18	58	—
New Democratic Party	190,923	44.68	58	30
New Green Alliance Party	2,323	0.54	27	—
Progressive Conservative Party	681	0.16	11	—
Saskatchewan Party	168,144	39.35	58	28
Western Independence Party	2,615	0.61	17	—
Independent	1,997	0.47	5	—
Total	427,284	100	234	58

Continued on next page



COMPARATIVE VOTE SUMMARY BY REGISTERED POLITICAL PARTY (CONTINUED)

1999				
Political Party	Votes Cast for Candidates	% of Votes Cast for Candidates	Candidates Nominated	Candidates Elected
Liberal Party	81,694	20.15	58	4
New Democratic Party	157,046	38.73	58	29
New Green Alliance Party	4,101	1.01	16	—
Progressive Conservative Party	1,609	0.4	14	—
Saskatchewan Party	160,603	39.61	58	25
Independent	422	0.1	2	—
Total	405,475	100	206	58

1995				
Political Party	Votes Cast for Candidates	% of Votes Cast for Candidates	Candidates Nominated	Candidates Elected
Liberal Party	141,873	34.7	58	11
New Democratic Party	193,053	47.21	58	42
Progressive Conservative Party	73,269	17.92	58	5
Independent	712	0.17	4	—
Total	408,907	100	178	58

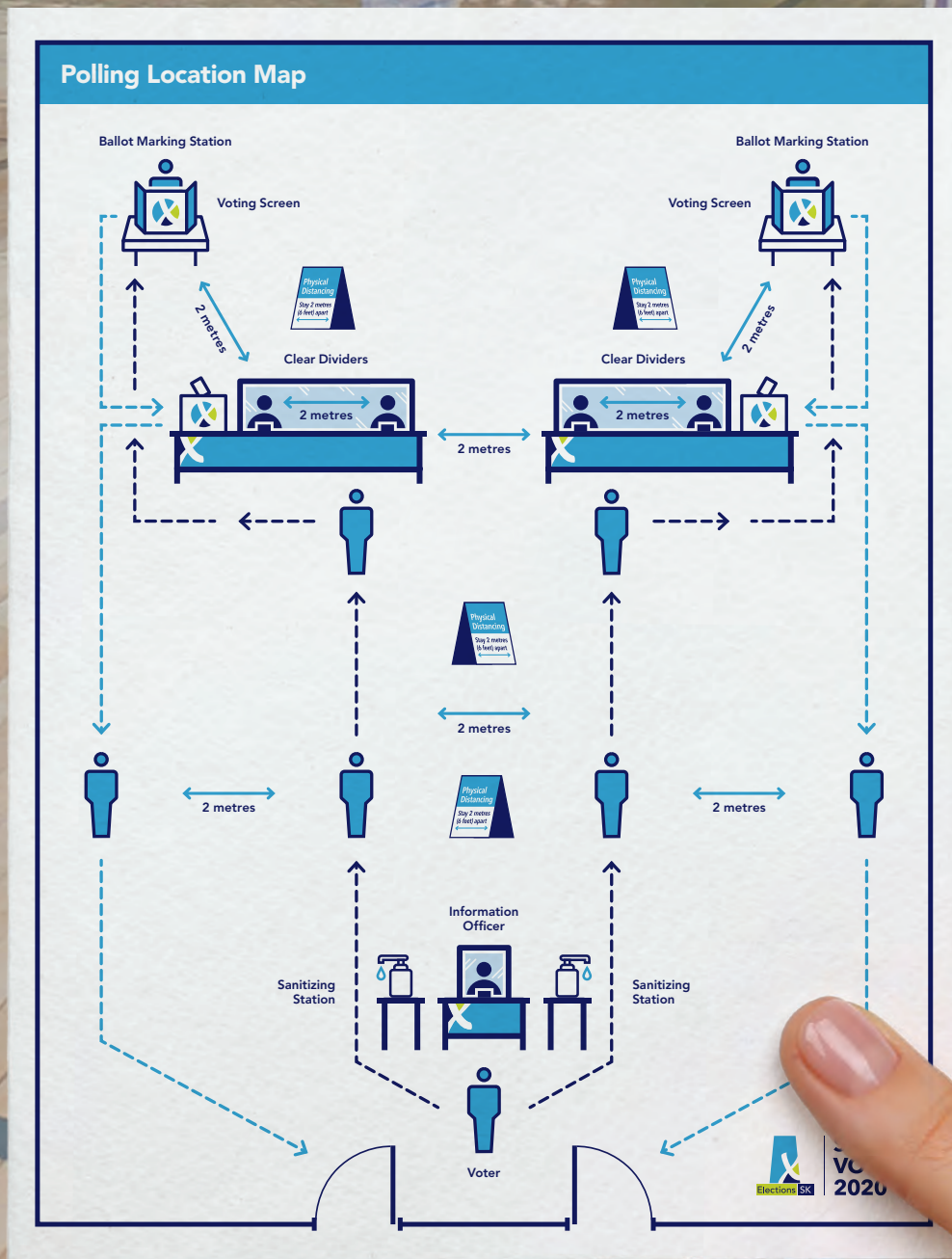
1991				
Political Party	Votes Cast for Candidates	% of Votes Cast for Candidates	Candidates Nominated	Candidates Elected
Liberal Party	125,814	23.29	66	1
New Democratic Party	275,780	51.05	66	55
Progressive Conservative Party	137,994	25.54	66	10
Western Independence Party	46	0.01	1	—
Independent	592	0.11	8	—
Total	540,226	100	207	66

1986				
Political Party	Votes Cast for Candidates	% of Votes Cast for Candidates	Candidates Nominated	Candidates Elected
Alliance Party of Saskatchewan	237	0.04	6	—
Communist Party of Canada	73	0.01	1	—
Liberal Party	54,739	9.99	64	1
New Democratic Party	247,683	45.2	64	25
Progressive Conservative Party	244,382	44.61	64	38
Western Canada Concept Party	458	0.08	9	—
Independent	358	0.07	3	—
Total	547,930	100	211	64

1982				
Political Party	Votes Cast for Candidates	% of Votes Cast for Candidates	Candidates Nominated	Candidates Elected
Aboriginal People's Party	1,156	0.22	10	—
Liberal Party	24,135	4.51	64	—
New Democratic Party	201,390	37.64	64	9
Progressive Conservative Party	289,311	54.07	64	55
Western Canada Concept Party	17,487	3.26	40	—
Independent	1,607	0.3	8	—
Total	535,085	100	250	64

1978				
Political Party	Votes Cast for Candidates	% of Votes Cast for Candidates	Candidates Nominated	Candidates Elected
Liberal Party	65,498	13.78	61	—
New Democratic Party	228,791	48.12	61	44
Progressive Conservative Party	181,045	38.08	61	17
Western Canada Concept Party	—	—	—	—
Independent	81	0.02	2	—
Total	475,415	100	185	61

The tables above list "votes cast for candidates" and as such, do not take into account rejected ballots in the total or in the % of vote column.



1,771

Places to vote during the
29th Provincial General
Election on October 26, 2020

CHAPTER ELEVEN

Comparative Ballot Summary

	2020	2016	2011	2007	2003	1999	1995	1991	1986	1982
Number of Names on Voters' Lists (including registrations taken at the time of voting)	821,422	764,264	605,615	598,234	603,645	622,500	636,227	652,233	669,716	640,216
Number of Votes Counted for Candidates	441,736	433,030	402,486	453,009	427,284	405,475	408,907	540,226	547,930	535,085
Number of Votes Counted at Advance Polls	184,333	110,716	66,392	49,572	26,174	22,282	19,674	28,698	25,881	20,298
Hospital and Remand Centres	870	1,093	980	1,043	980	1,152	1,131	1,980	2,198	2,036
Vote by Mail ¹	54,626	-	-	-	-	-	-	-	-	-
Extraordinary Voting ²	320	-	-	-	-	-	-	-	-	-
Number of Votes Counted by Mail (section 89 ³)	-	-	-	-	-	-	342	306	440	868
Number of Absentee Votes Counted (section 86 ⁴)	1,797	4,420	4,000	3,001	1,109	1,069	-	-	-	-
Number of Homebound Votes Counted (section 89.1 ⁵)	-	571	-	-	-	-	-	-	-	-
Number of Rejected Ballots	3,261	1,214	1,387	1,767	979	2,232	2,001	2,534	1,937	1,837
Number of Electors Who Voted	444,997	434,244	403,873	454,776	428,263	407,707	410,908	542,760	549,985	537,165
Percentage of Registered Electors Who Voted	54.20%	56.80%	66.69%	76.02%	70.95%	65.50%	64.59%	83.22%	82.12%	83.90%
Percentage of Eligible Electors Who Voted (estimated)	52.90%	53.50%	51.10%	60.80%	58.30%	55.90%	57.40%	77.40%	76.80%	79.80%

¹ Vote by Mail was introduced as a separate process from Absentee Voting during the 2020 General Election due to the presence of COVID-19.

² Extraordinary Voting was introduced during the 2020 General Election to accommodate voters unable to vote in person due to the COVID-19 pandemic.

³ The legislative authority to allow for this type of voting by mail was repealed in *The Election Act, 1996* and replaced by absentee voting provisions.

⁴ The total of Absentee Votes Counted in 2020 consists only of absentee votes cast in the Returning Office. For this election, Vote by Mail ballots were processed separately.


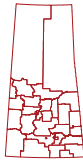
⁵ The traditional form of Homebound Voting could not be offered in 2020 due to the COVID-19 pandemic. Homebound voters were directed to apply through a process similar to that of Vote by Mail and it is not possible to separate votes from Homebound voters from other Vote by Mail ballots.



12

CHAPTER TWELVE

Provincial Constituency Boundaries

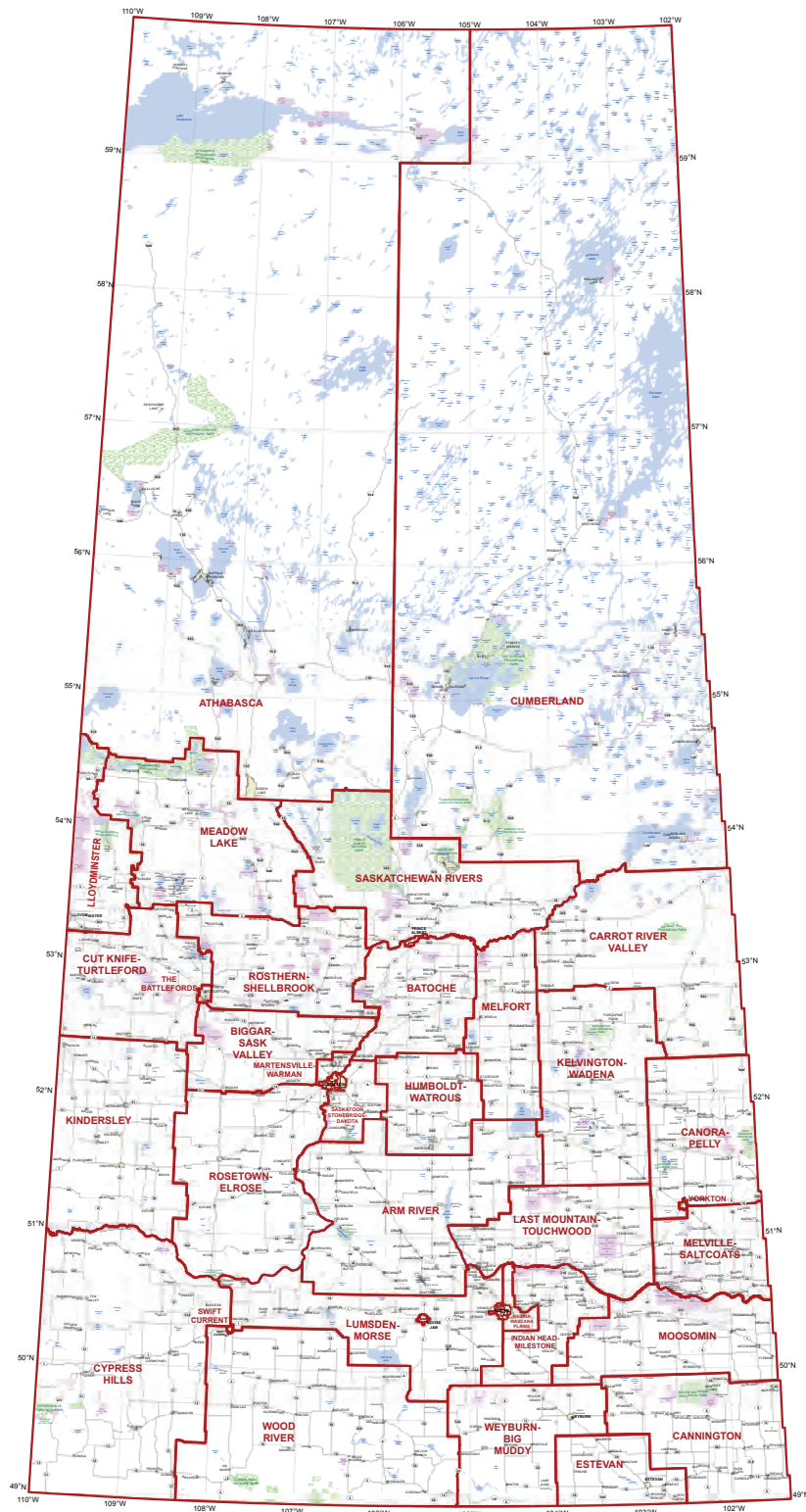


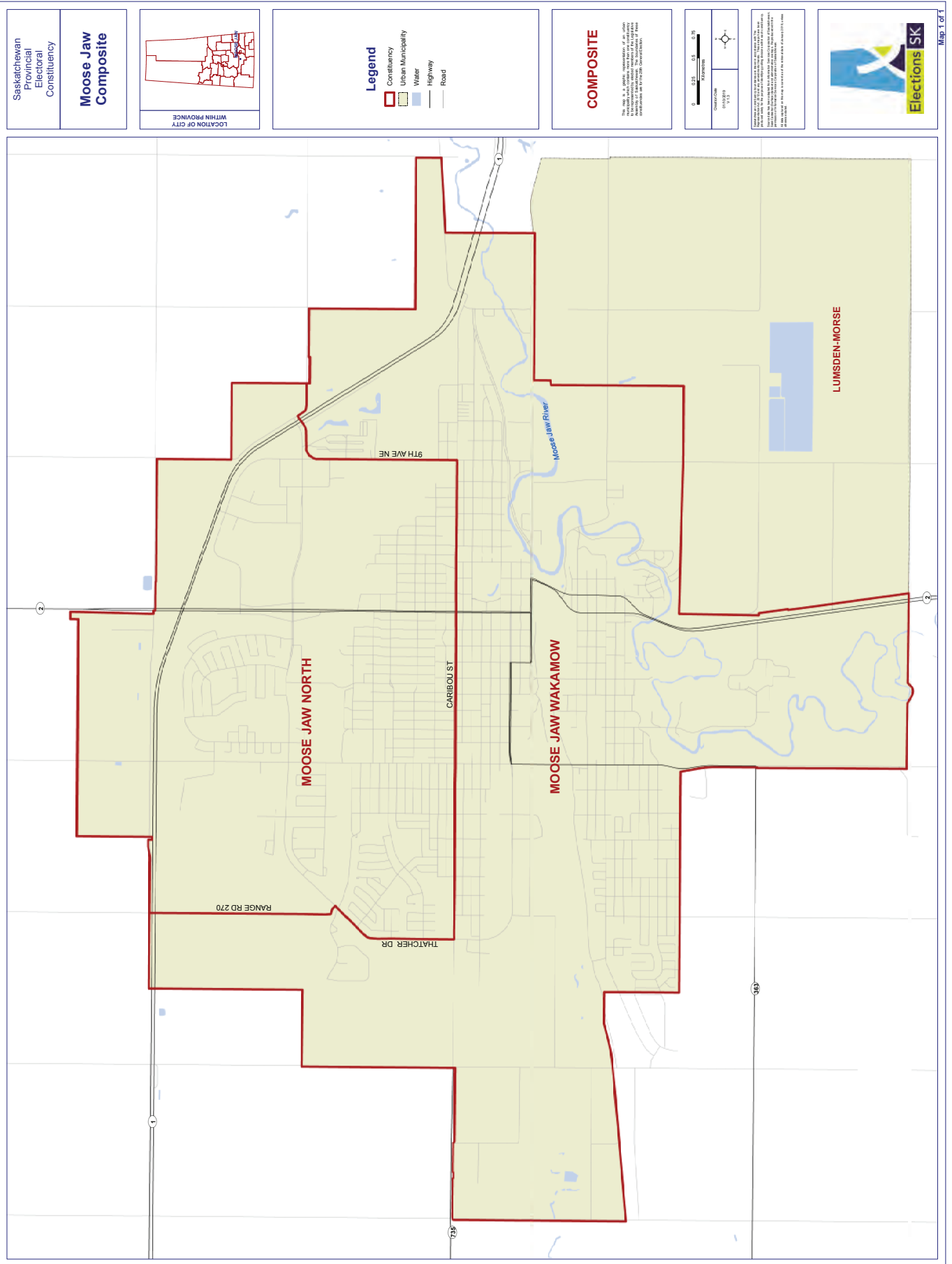
COMPOSITE

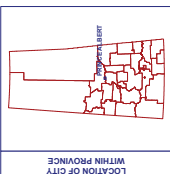
This map is a graphic representation of Saskatchewan provincial constituencies to be presented to the public for the purpose of providing information to the public. The boundaries of these constituencies are for the 2016 and 2020 General Elections.



Boundaries and names of constituencies are subject to change without notice. The information is provided for informational purposes only. The Province of Saskatchewan is not responsible for any errors or omissions. The Province of Saskatchewan is not responsible for any errors or omissions. The Province of Saskatchewan is not responsible for any errors or omissions.








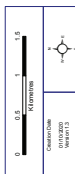
LOCATION OF CITY WITHIN PROVINCE

Legend

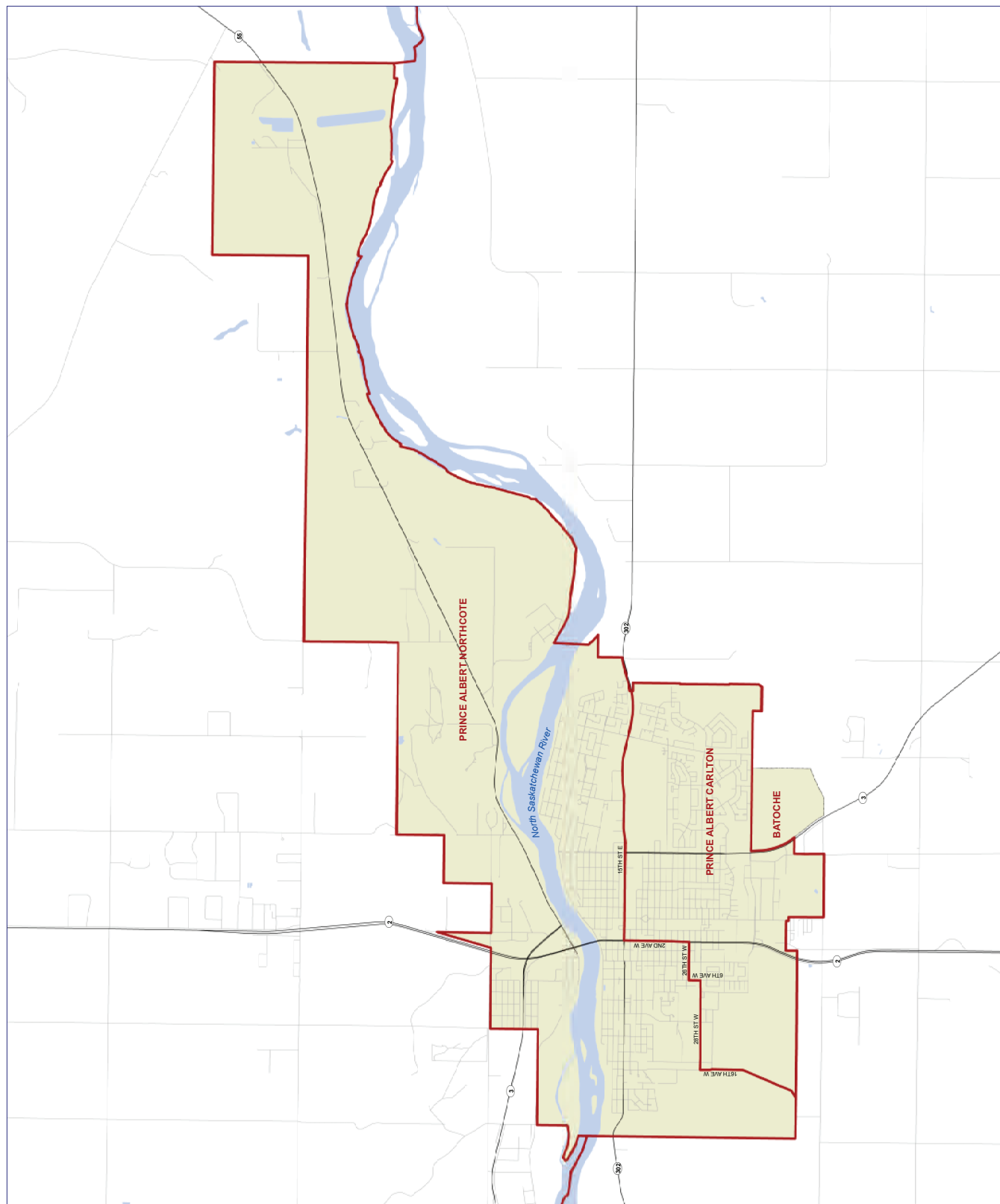
-  Constituency
 Urban Municipality
 Water
 Highway
 Road

COMPOSITE

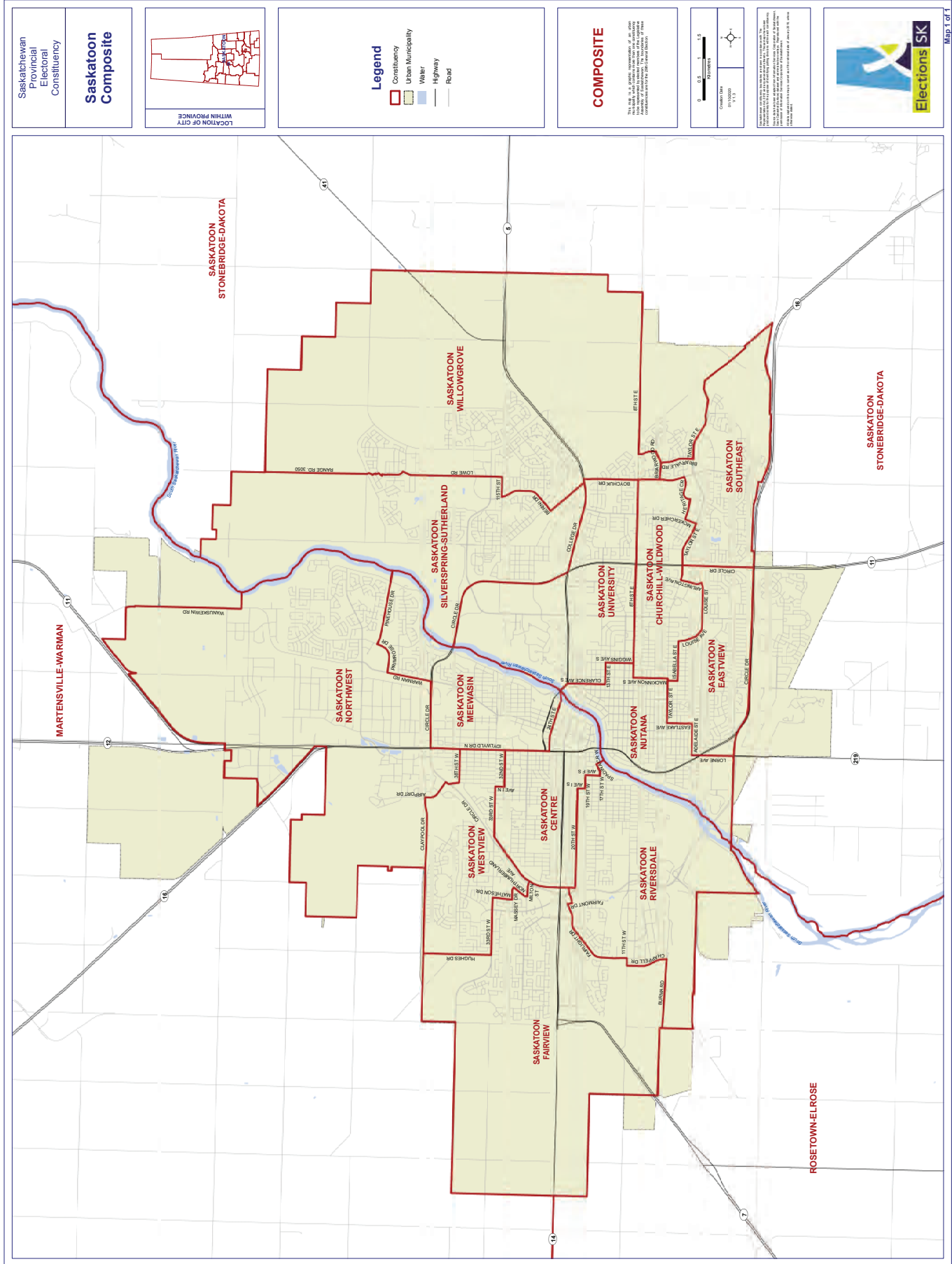
This map is a graphic representation of an urban municipality which contains more than one constituency to be represented by elected members of the Legislature. It is a map of the constituency of Sakukhewon. The boundaries of these constituencies are shown on the 20th General Election.

[illegible]

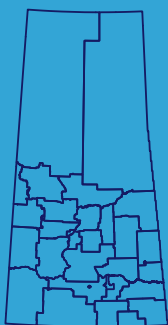
Map 1 of 1







37



680

Number of
Urban Municipalities
in Saskatchewan

CHAPTER THIRTEEN

Directory of Communities

Urban Municipality	Provincial Constituency
ABBEY	Cypress Hills
ABERDEEN	Batoche
ABERNETHY	Last Mountain-Touchwood
AIR RONGE	Cumberland
ALAMEDA	Cannington
ALBERTVILLE	Saskatchewan Rivers
ALICE BEACH	Arm River
ALIDA	Cannington
ALLAN	Humboldt-Watrous
ALTA VISTA	Last Mountain-Touchwood
ALVENA	Batoche
AMSTERDAM	Canora-Pelly
ANNAHEIM	Melfort
AQUADEO	Cut Knife-Turtleford
ARBORFIELD	Carrot River Valley
ARCHERWILL	Kelvington-Wadena
ARCOLA	Cannington
ARLINGTON BEACH	Arm River
ARRAN	Canora-Pelly

Urban Municipality	Provincial Constituency
ASQUITH	Biggar-Sask Valley
ASSINIBOIA	Wood River
ATWATER	Melville-Saltcoats
AVONLEA	Lumsden-Morse
AYLESBURY	Arm River
AYLSHAM	Carrot River Valley
BALCARRES	Last Mountain-Touchwood
BALGONIE	Indian Head-Milestone
BALONE BEACH	Batoche
BANGOR	Melville-Saltcoats
BANKEND	Kelvington-Wadena
BARRIER FORD	Kelvington-Wadena
BATEMAN	Wood River
BATTLEFORD	The Battlefords
BAYARD	Lumsden-Morse
BAYVIEW HEIGHTS	Cut Knife-Turtleford
BEAR CREEK	Athabasca
BEATTY	Melfort
BEAUBIER	Weyburn-Big Muddy

Chapter 13 is an excerpt from the *Director of Communities*, (Elections Saskatchewan, April 2014) publication which lists communities in Saskatchewan and the provincial constituency to which they belong as well as other information related to the electoral geography of the province.

Continued on next page

DIRECTORY OF COMMUNITIES (CONTINUED)

Urban Municipality	Provincial Constituency
BEAUVAL	Athabasca
BEAVER CREEK	Saskatoon Stonebridge-Dakota
BEAVER FLAT	Lumsden-Morse
BEECHY	Rosetown-Elrose
BELLE PLAINE	Lumsden-Morse
BELLEGARDE	Cannington
BENGOUGH	Weyburn-Big Muddy
BETHUNE	Arm River
BIENFAIT	Estevan
BIG BEAVER	Wood River
BIG RIVER	Saskatchewan Rivers
BIG SHELL	Rosthern-Shellbrook
BIGGAR	Biggar-Sask Valley
BIRCH HILLS	Batoche
BIRD'S POINT	Melville-Saltcoats
BJORKDALE	Kelvington-Wadena
BLACK POINT	Athabasca
BLADWORTH	Arm River
BLAINE LAKE	Rosthern-Shellbrook
BLUMENTHAL	Biggar-Sask Valley
BORDEN	Biggar-Sask Valley
BRABANT	Cumberland
BRACKEN	Wood River
BRADWELL	Saskatoon Stonebridge-Dakota
BRANCEPETH	Batoche
BREDENBURY	Melville-Saltcoats
BRIERCREST	Lumsden-Morse
BROADVIEW	Moosomin
BROCK	Kindersley
BRODERICK	Arm River
BROWNLEE	Arm River
BRUNO	Humboldt-Watrous
B-SAY-TAH	Indian Head-Milestone
BUCHANAN	Canora-Pelly
BUENA VISTA	Lumsden-Morse
BUFFALO NARROWS	Athabasca
BULYEA	Last Mountain-Touchwood

Urban Municipality	Provincial Constituency
BURGIS BEACH	Canora-Pelly
BURSTALL	Cypress Hills
CABRI	Cypress Hills
CADILLAC	Wood River
CALDER	Melville-Saltcoats
CAMSELL PORTAGE	Athabasca
CANDIAC	Moosomin
CANDLE LAKE	Saskatchewan Rivers
CANNINGTON LAKE	Cannington
CANORA	Canora-Pelly
CANWOOD	Rosthern-Shellbrook
CARIEVALE	Cannington
CARLYLE	Cannington
CARMICHAEL	Cypress Hills
CARNDUFF	Cannington
CARON	Lumsden-Morse
CARONPORT	Lumsden-Morse
CARROT RIVER	Carrot River Valley
CASA RIO	Saskatoon Stonebridge-Dakota
CATHEDRAL BLUFFS	Martensville-Warman
CEDAR VILLA ESTATES	Rosetown-Elrose
CENTRAL BUTTE	Arm River
CEYLON	Weyburn-Big Muddy
CHAMBERLAIN	Arm River
CHAPLIN	Lumsden-Morse
CHELAN	Kelvington-Wadena
CHITEK LAKE	Meadow Lake
CHOICELAND	Saskatchewan Rivers
CHORNEY BEACH	Kelvington-Wadena
CHRISTOPHER LAKE	Saskatchewan Rivers
CHURCHBRIDGE	Melville-Saltcoats
CLAVET	Saskatoon Stonebridge-Dakota
CLAYBANK	Lumsden-Morse
CLIMAX	Cypress Hills
COCHIN	Cut Knife-Turtleford
CODERRE	Lumsden-Morse
CODETTE	Carrot River Valley

Urban Municipality	Provincial Constituency
COLE BAY	Athabasca
COLESDALE PARK	Last Mountain-Touchwood
COLEVILLE	Kindersley
COLLINGWOOD LAKESHORE ESTATES	Last Mountain-Touchwood
COLONSAY	Humboldt-Watrous
CONGRESS	Wood River
CONQUEST	Rosetown-Elrose
CONSUL	Cypress Hills
CORNING	Cannington
CORONACH	Wood River
COTEAU BEACH	Rosetown-Elrose
CRAIK	Arm River
CRAVEN	Lumsden-Morse
CRAWFORD ESTATES	Regina Wascana Plains
CREELMAN	Cannington
CREIGHTON	Cumberland
CRUTWELL	Saskatchewan Rivers
CRYSTAL BAY-SUNSET	Meadow Lake
CRYSTAL LAKE	Canora-Pelly
CRYSTAL SPRINGS	Batoche
CUDSASKWA BEACH	Batoche
CUDWORTH	Batoche
CUMBERLAND HOUSE	Cumberland
CUPAR	Last Mountain-Touchwood
CUT KNIFE	Cut Knife-Turtleford
DAFOE	Arm River
DALMENY	Biggar-Sask Valley
DARLINGS BEACH	Wood River
DAVIDSON	Arm River
DAVIN	Indian Head-Milestone
DAY'S BEACH	Cut Knife-Turtleford
DEBDEN	Saskatchewan Rivers
DELISLE	Rosetown-Elrose
DELMAS	Cut Knife-Turtleford
DEMAINE	Rosetown-Elrose
DENARE BEACH	Cumberland

Urban Municipality	Provincial Constituency
DENHOLM	Biggar-Sask Valley
DENZIL	Kindersley
DESCHARME LAKE	Athabasca
DILKE	Arm River
DINSMORE	Rosetown-Elrose
DISCOVERY RIDGE	Saskatoon Stonebridge-Dakota
DISLEY	Lumsden-Morse
DISTRICT OF KATEPWA	Indian Head-Milestone
DISTRICT OF KATEPWA	Last Mountain-Touchwood
DODSLAND	Kindersley
DORE LAKE	Athabasca
DORINTOSH	Meadow Lake
DRAKE	Humboldt-Watrous
DRINKWATER	Lumsden-Morse
DUBUC	Melville-Saltcoats
DUCK LAKE	Batoche
DUFF	Last Mountain-Touchwood
DUNDURN	Saskatoon Stonebridge-Dakota
DUVAL	Arm River
DYSART	Last Mountain-Touchwood
EAGLE RIDGE COUNTRY ESTATES	Saskatoon Stonebridge-Dakota
EARL GREY	Last Mountain-Touchwood
EASTEND	Cypress Hills
EATONIA	Kindersley
EBENEZER	Canora-Pelly
ECHO BAY	Rosthern-Shellbrook
EDAM	Cut Knife-Turtleford
EDENWOLD	Indian Head-Milestone
EDGELEY	Indian Head-Milestone
ELBOW	Arm River
ELBOW LAKE	Carrot River Valley
ELFROS	Kelvington-Wadena
ELROSE	Rosetown-Elrose
ELSTOW	Saskatoon Stonebridge-Dakota
ENDEAVOUR	Canora-Pelly
ENGLEFELD	Melfort

Continued on next page



DIRECTORY OF COMMUNITIES (CONTINUED)

Urban Municipality	Provincial Constituency
ERNFOLD	Lumsden-Morse
ERWOOD	Carrot River Valley
ESTERHAZY	Melville-Saltcoats
ESTEVAN	Estevan
ESTON	Kindersley
ETTERS BEACH	Arm River
EVERGREEN ACRES	Meadow Lake
EVERGREEN BRIGHTSAND	Meadow Lake
EXNER'S TWIN BAYS	Melville-Saltcoats
EYEBROW	Arm River
FAIRHOLME	Rosthern-Shellbrook
FAIRLIGHT	Cannington
FAIRY GLEN	Melfort
FENWOOD	Last Mountain-Touchwood
FILLMORE	Cannington
FINDLATER	Arm River
FISKE	Rosetown-Elrose
FLAXCOMBE	Kindersley
FLEMING	Moosomin
FLIN FLON	Cumberland
FOAM LAKE	Kelvington-Wadena
FORGET	Cannington
FORT QU'APPELLE	Indian Head-Milestone
FORT SAN	Last Mountain-Touchwood
FOSSTON	Kelvington-Wadena
FOX VALLEY	Cypress Hills
FRANCIS	Moosomin
FRENCHMAN BUTTE	Lloydminster
FROBISHER	Cannington
FRONTIER	Cypress Hills
FURDALE	Saskatoon Stonebridge-Dakota
GAINSBOROUGH	Cannington
GARRICK	Saskatchewan Rivers
GARSON LAKE	Athabasca
GERALD	Melville-Saltcoats
GLASLYN	Rosthern-Shellbrook

Urban Municipality	Provincial Constituency
GLEN EWEN	Cannington
GLEN HARBOUR	Last Mountain-Touchwood
GLENAVON	Moosomin
GLENSIDE	Arm River
GOLDEN PRAIRIE	Cypress Hills
GOOD SPIRIT ACRES	Canora-Pelly
GOODEVE	Last Mountain-Touchwood
GOODSOIL	Meadow Lake
GOODWATER	Estevan
GOVAN	Arm River
GRAND COULEE	Lumsden-Morse
GRANDVIEW BEACH	Arm River
GRAVELBOURG	Wood River
GRAY	Indian Head-Milestone
GRAYSON	Melville-Saltcoats
GREEN LAKE	Athabasca
GREENSPOT	Melville-Saltcoats
GREIG LAKE	Meadow Lake
GRENFELL	Moosomin
GRONLID	Melfort
GULL LAKE	Cypress Hills
HAFFORD	Rosthern-Shellbrook
HAGEN	Batoche
HAGUE	Biggar-Sask Valley
HALBRITE	Estevan
HANLEY	Arm River
HARRIS	Rosetown-Elrose
HAWARDEN	Arm River
HAZEL DELL	Kelvington-Wadena
HAZENMORE	Wood River
HAZLET	Cypress Hills
HENDON	Kelvington-Wadena
HEPBURN	Biggar-Sask Valley
HERBERT	Lumsden-Morse
HEWARD	Cannington
HITCHCOCK BAY	Rosetown-Elrose

Urban Municipality	Provincial Constituency
HODGEVILLE	Wood River
HOEY	Batoche
HOLBEIN	Saskatchewan Rivers
HOLDFAST	Arm River
HORSESHOE BAY	Meadow Lake
HUBBARD	Last Mountain-Touchwood
HUDSON BAY	Carrot River Valley
HUMBOLDT	Humboldt-Watrous
HYAS	Canora-Pelly
ILE-A-LA-CROSSE	Athabasca
IMPERIAL	Arm River
INDIAN HEAD	Indian Head-Milestone
INDIAN POINT-GOLDEN SANDS	Meadow Lake
INVERMAY	Kelvington-Wadena
ISLAND VIEW	Last Mountain-Touchwood
ITUNA	Last Mountain-Touchwood
JANS BAY	Athabasca
JANSEN	Arm River
KAMSACK	Canora-Pelly
KANDAHAR	Arm River
KANNATA VALLEY	Last Mountain-Touchwood
KEELER	Arm River
KELLIHER	Last Mountain-Touchwood
KELVINGTON	Kelvington-Wadena
KENASTON	Arm River
KENDAL	Moosomin
KENNEDY	Moosomin
KENOSEE LAKE	Cannington
KERROBERT	Kindersley
KETCHEN	Canora-Pelly
KILLALY	Melville-Saltcoats
KINCAID	Wood River
KINDERSLEY	Kindersley
KINISTINO	Batoche
KINLEY	Rosetown-Elrose

Urban Municipality	Provincial Constituency
KIPLING	Moosomin
KISBEY	Cannington
KIVIMAA-MOONLIGHT BAY	Meadow Lake
KOPP'S KOVE	Meadow Lake
KRONAU	Indian Head-Milestone
KRYDOR	Rosthern-Shellbrook
KUROKI	Kelvington-Wadena
KYLE	Rosetown-Elrose
KYLEMORE	Kelvington-Wadena
LA LOCHE	Athabasca
LA RONGE	Cumberland
LAFLECHE	Wood River
LAIRD	Rosthern-Shellbrook
LAKE ALMA	Weyburn-Big Muddy
LAKE LENORE	Melfort
LAKEVIEW	Cut Knife-Turtleford
LAMPMAN	Cannington
LANCER	Cypress Hills
LANDIS	Kindersley
LANG	Indian Head-Milestone
LANGENBURG	Melville-Saltcoats
LANGHAM	Biggar-Sask Valley
LANIGAN	Humboldt-Watrous
LANZ POINT	Cut Knife-Turtleford
LASHBURN	Cut Knife-Turtleford
LEADER	Cypress Hills
LEASK	Rosthern-Shellbrook
LEBRET	Last Mountain-Touchwood
LEMBERG	Last Mountain-Touchwood
LEOVILLE	Meadow Lake
LEROSS	Last Mountain-Touchwood
LEROY	Melfort
LESLIE BEACH	Kelvington-Wadena
LESTOCK	Last Mountain-Touchwood
LIBERTY	Arm River
LIMERICK	Wood River

Continued on next page



DIRECTORY OF COMMUNITIES (CONTINUED)

Urban Municipality	Provincial Constituency
LINTLAW	Kelvington-Wadena
LIPTON	Last Mountain-Touchwood
LISIEUX	Wood River
LITTLE FISHING LAKE	Lloydminster
LITTLE SWAN RIVER	Carrot River Valley
LIVELONG	Meadow Lake
LLOYDMINSTER	Lloydminster
LONE ROCK	Cut Knife-Turtleford
LOON LAKE	Meadow Lake
LOREBURN	Arm River
LOVE	Saskatchewan Rivers
LUCKY LAKE	Rosetown-Elrose
LUMSDEN	Lumsden-Morse
LUMSDEN BEACH	Lumsden-Morse
LUSELAND	Kindersley
MACDOWALL	Batoche
MACKLIN	Kindersley
MACNUTT	Melville-Saltcoats
MACOUN	Estevan
MACPHEAT PARK	Last Mountain-Touchwood
MACRORIE	Rosetown-Elrose
MAIDSTONE	Cut Knife-Turtleford
MAJOR	Kindersley
MAKWA	Meadow Lake
MANITOU BEACH	Humboldt-Watrous
MANKOTA	Wood River
MANOR	Cannington
MAPLE CREEK	Cypress Hills
MARCELIN	Rosthern-Shellbrook
MARENGO	Kindersley
MARGO	Kelvington-Wadena
MARKINCH	Last Mountain-Touchwood
MARQUIS	Arm River
MARSDEN	Cut Knife-Turtleford
MARSHALL	Lloydminster
MARTENSVILLE	Martensville-Warman

Urban Municipality	Provincial Constituency
MARTINSON'S BEACH	Cut Knife-Turtleford
MARYFIELD	Cannington
MAYFAIR	Rosthern-Shellbrook
MAYMONT	Biggar-Sask Valley
MAYMONT BEACH	Cut Knife-Turtleford
MCCORD	Wood River
MCLEAN	Indian Head-Milestone
MCTAGGART	Weyburn-Big Muddy
MEACHAM	Humboldt-Watrous
MEADOW LAKE	Meadow Lake
MEATH PARK	Saskatchewan Rivers
MEDSTEAD	Rosthern-Shellbrook
MELFORT	Melfort
MELVILLE	Melville-Saltcoats
MELVILLE BEACH	Melville-Saltcoats
MENDHAM	Cypress Hills
MEOTA	Cut Knife-Turtleford
MERRILL HILLS	Rosetown-Elrose
MERVIN	Cut Knife-Turtleford
MESKANAW	Batoche
METINOTA	Cut Knife-Turtleford
MICHEL VILLAGE	Athabasca
MIDALE	Estevan
MIDDLE LAKE	Batoche
MILDEN	Rosetown-Elrose
MILESTONE	Indian Head-Milestone
MINTON	Weyburn-Big Muddy
MISSINIEPE	Cumberland
MISTATIM	Carrot River Valley
MISTUSINNE	Arm River
MOHR'S BEACH	Last Mountain-Touchwood
MONTMARTRE	Moosomin
MOOSE BAY	Melville-Saltcoats
MOOSE JAW	Moose Jaw North
MOOSE JAW	Moose Jaw Wakamow
MOOSOMIN	Moosomin

Urban Municipality	Provincial Constituency
MORSE	Lumsden-Morse
MORTLACH	Lumsden-Morse
MOSSBANK	Wood River
MOWERY BEACH	Meadow Lake
MOZART	Kelvington-Wadena
MUENSTER	Humboldt-Watrous
MULLINGAR	Rosthern-Shellbrook
NAICAM	Melfort
NEILBURG	Cut Knife-Turtleford
NESSLIN LAKE	Saskatchewan Rivers
NETHERHILL	Kindersley
NEUANLAGE	Biggar-Sask Valley
NEUDORF	Last Mountain-Touchwood
NEUHORST	Biggar-Sask Valley
NEVILLE	Wood River
NIPAWIN	Carrot River Valley
NOKOMIS	Arm River
NORQUAY	Canora-Pelly
NORTH BATTLEFORD	The Battlefords
NORTH COLESDALE PARK	Last Mountain-Touchwood
NORTH GROVE	Arm River
NORTH PORTAL	Estevan
NORTH SHORE FISHING LAKE	Kelvington-Wadena
NORTH WEYBURN	Weyburn-Big Muddy
NORTHSIDE	Saskatchewan Rivers
ODESSA	Indian Head-Milestone
OGEMA	Weyburn-Big Muddy
OKLA	Kelvington-Wadena
ORMISTON	Wood River
OSAGE	Moosomin
OSLER	Martensville-Warman
OTTHON	Melville-Saltcoats
OTTOMAN-MURRAY BEACH	Kelvington-Wadena
OUTLOOK	Arm River
OXBOW	Cannington
PADDOCKWOOD	Saskatchewan Rivers

Urban Municipality	Provincial Constituency
PANGMAN	Weyburn-Big Muddy
PARADISE HILL	Lloydminster
PARKLAND BEACH	Meadow Lake
PARKSIDE	Rosthern-Shellbrook
PARKVIEW	Arm River
PARRY	Weyburn-Big Muddy
PASQUA LAKE	Last Mountain-Touchwood
PATUANAK	Athabasca
PAYNTON	Cut Knife-Turtleford
PEBBLE BAYE	Rosthern-Shellbrook
PEEBLES	Moosomin
PELICAN COVE	Rosthern-Shellbrook
PELICAN NARROWS	Cumberland
PELICAN POINT	Cut Knife-Turtleford
PELICAN POINTE	Last Mountain-Touchwood
PELICAN SHORES	Melville-Saltcoats
PELLY	Canora-Pelly
PENNANT	Cypress Hills
PENSE	Lumsden-Morse
PERDUE	Rosetown-Elrose
PHILLIPS GROVE	Saskatchewan Rivers
PIERCELAND	Lloydminster
PILGER	Batoche
PILOT BUTTE	Indian Head-Milestone
PILOT BUTTE	Regina Wascana Plains
PINEHOUSE	Athabasca
PLEASANTDALE	Melfort
PLENTY	Kindersley
PLUNKETT	Humboldt-Watrous
PONTEIX	Wood River
PORCUPINE PLAIN	Kelvington-Wadena
POWM BEACH	Meadow Lake
PRAIRIE RIVER	Carrot River Valley
PREECEVILLE	Canora-Pelly
PRELATE	Cypress Hills
PRIMATE	Kindersley

Continued on next page



DIRECTORY OF COMMUNITIES (CONTINUED)

Urban Municipality	Provincial Constituency
PRINCE	Cut Knife-Turtleford
PRINCE ALBERT	Batoche
PRINCE ALBERT	Prince Albert Carlton
PRINCE ALBERT	Prince Albert Northcote
PRUD'HOMME	Humboldt-Watrous
PUNNICHY	Last Mountain-Touchwood
QU'APPELLE	Indian Head-Milestone
QUILL LAKE	Melfort
QUINTON	Last Mountain-Touchwood
RABBIT LAKE	Rosthern-Shellbrook
RADISSON	Biggar-Sask Valley
RADVILLE	Weyburn-Big Muddy
RAMA	Kelvington-Wadena
RAYMORE	Arm River
REDVERS	Cannington
REGINA	Regina Coronation Park
REGINA	Regina Douglas Park
REGINA	Regina Elphinstone-Centre
REGINA	Regina Gardiner Park
REGINA	Regina Lakeview
REGINA	Regina Northeast
REGINA	Regina Pasqua
REGINA	Regina Rochdale
REGINA	Regina Rosemont
REGINA	Regina University
REGINA	Regina Walsh Acres
REGINA	Regina Wascana Plains
REGINA BEACH	Lumsden-Morse
RHEIN	Canora-Pelly
RICETON	Indian Head-Milestone
RICHARD	Rosthern-Shellbrook
RICHMOUND	Cypress Hills
RIDGEDALE	Carrot River Valley
RIVERHURST	Arm River
RIVERSEDGE	Saskatoon Stonebridge-Dakota
RIVERSIDE ESTATES	Saskatoon Stonebridge-Dakota

Urban Municipality	Provincial Constituency
ROCANVILLE	Moosomin
ROCHE PERCEE	Estevan
ROCKGLEN	Wood River
ROSE VALLEY	Kelvington-Wadena
ROSETOWN	Rosetown-Elrose
ROSTHERN	Rosthern-Shellbrook
ROULEAU	Lumsden-Morse
RUDELL	Biggar-Sask Valley
RUNNYMEDE	Canora-Pelly
RUSH LAKE	Lumsden-Morse
SALTCOATS	Melville-Saltcoats
SAND POINT BEACH	Arm River
SANDY BAY	Cumberland
SARNIA BEACH	Arm River
SASKATCHEWAN BEACH	Last Mountain-Touchwood
SASKATOON	Saskatoon Centre
SASKATOON	Saskatoon Churchill-Wildwood
SASKATOON	Saskatoon Eastview
SASKATOON	Saskatoon Fairview
SASKATOON	Saskatoon Meewasin
SASKATOON	Saskatoon Northwest
SASKATOON	Saskatoon Nutana
SASKATOON	Saskatoon Riversdale
SASKATOON	Saskatoon Silverspring-Sutherland
SASKATOON	Saskatoon Southeast
SASKATOON	Saskatoon Stonebridge-Dakota
SASKATOON	Saskatoon University
SASKATOON	Saskatoon Westview
SASKATOON	Saskatoon Willowgrove
SCEPTRE	Cypress Hills
SCOTT	Kindersley
SCOUT LAKE	Wood River
SEDLEY	Indian Head-Milestone
SEMANS	Arm River
SENLAC	Cut Knife-Turtleford
SHAMROCK	Wood River

Urban Municipality	Provincial Constituency
SHAUNAVON	Cypress Hills
SHEHO	Kelvington-Wadena
SHELL LAKE	Rosthern-Shellbrook
SHELLBROOK	Rosthern-Shellbrook
SHIELDS	Saskatoon Stonebridge-Dakota
SILTON	Last Mountain-Touchwood
SIMPSON	Arm River
SINTALUTA	Indian Head-Milestone
SLED LAKE	Athabasca
SLEEPY HOLLOW	Cut Knife-Turtleford
SMEATON	Saskatchewan Rivers
SMILEY	Kindersley
SNOWDEN	Saskatchewan Rivers
SORENSEN'S BEACH	Last Mountain-Touchwood
SOUTH LAKE	Arm River
SOUTH WATERHEN LAKE	Meadow Lake
SOUTHEND	Cumberland
SOUTHEY	Last Mountain-Touchwood
SPALDING	Melfort
SPEERS	Rosthern-Shellbrook
SPIRITWOOD	Rosthern-Shellbrook
SPRING BAY	Last Mountain-Touchwood
SPRINGSIDE	Canora-Pelly
SPRUCE BAY	Rosthern-Shellbrook
SPY HILL	Melville-Saltcoats
ST. BENEDICT	Batoche
ST. BRIEUX	Melfort
ST. GEORGE'S HILL	Athabasca
ST. GREGOR	Melfort
ST. ISIDORE-DE-BELLEVUE	Batoche
ST. JOSEPH'S	Indian Head-Milestone
ST. LOUIS	Batoche
ST. WALBURG	Meadow Lake
STANLEY MISSION	Cumberland
STAR CITY	Melfort
STENEN	Canora-Pelly

Urban Municipality	Provincial Constituency
STEWART VALLEY	Lumsden-Morse
STOCKHOLM	Melville-Saltcoats
STONY RAPIDS	Athabasca
STORTHOAKS	Cannington
STOUGHTON	Cannington
STRASBOURG	Last Mountain-Touchwood
STRONGFIELD	Arm River
STURGIS	Canora-Pelly
SUCCESS	Cypress Hills
SUMMERBERRY	Moosomin
SUMMERFIELD BEACH	Cut Knife-Turtleford
SUN VALLEY	Arm River
SUNSET BEACH	Melville-Saltcoats
SUNSET COVE	Last Mountain-Touchwood
SUNSET VIEW BEACH	Meadow Lake
SWAN PLAIN	Canora-Pelly
SWIFT CURRENT	Swift Current
SWIFT CURRENT	Wood River
SYLVANIA	Kelvington-Wadena
TADMORE	Canora-Pelly
TANTALLON	Melville-Saltcoats
TAYLOR BEACH	Indian Head-Milestone
TESSIER	Rosetown-Elrose
THEODORE	Kelvington-Wadena
THODE	Saskatoon Stonebridge-Dakota
TIMBER BAY	Cumberland
TISDALE	Carrot River Valley
TOBIN LAKE	Carrot River Valley
TOGO	Canora-Pelly
TOMPKINS	Cypress Hills
TORQUAY	Estevan
TRAMPING LAKE	Kindersley
TREVESSA BEACH	Cut Knife-Turtleford
TRIBUNE	Estevan
TROSSACHS	Weyburn-Big Muddy

Continued on next page



DIRECTORY OF COMMUNITIES (CONTINUED)

Urban Municipality	Provincial Constituency
TUFFNELL	Kelvington-Wadena
TUGASKE	Arm River
TURNOR LAKE	Athabasca
TURTLE LAKE LODGE	Meadow Lake
TURTLE LAKE SOUTH BAY	Meadow Lake
TURTLEFORD	Cut Knife-Turtleford
TUXFORD	Arm River
TWAY	Batoche
UHL'S BAY	Last Mountain-Touchwood
UNITY	Cut Knife-Turtleford
URANIUM CITY	Athabasca
USHERVILLE	Canora-Pelly
VAL MARIE	Wood River
VALPARAISO	Melfort
VANGUARD	Wood River
VANSCOY	Rosetown-Elrose
VIBANK	Indian Head-Milestone
VISCOUNT	Humboldt-Watrous
VONDA	Humboldt-Watrous
WADENA	Kelvington-Wadena
WAKAW	Batoche
WAKAW LAKE	Batoche
WALDECK	Lumsden-Morse
WALDHEIM	Biggar-Sask Valley
WALDRON	Melville-Saltcoats
WAPELLA	Moosomin
WARMAN	Martensville-Warman
WASECA	Cut Knife-Turtleford
WATROUS	Humboldt-Watrous
WATSON	Melfort
WAWOTA	Cannington
WEBB	Cypress Hills

Urban Municipality	Provincial Constituency
WEE TOO BEACH	Arm River
WEEKES	Kelvington-Wadena
WEIRDALE	Saskatchewan Rivers
WELDON	Batoche
WELWYN	Moosomin
WEST CHATFIELD BEACH	Cut Knife-Turtleford
WEST END	Melville-Saltcoats
WESTVIEW	Last Mountain-Touchwood
WEYAKWIN	Cumberland
WEYBURN	Weyburn-Big Muddy
WHITE CITY	Regina Wascana Plains
WHITE FOX	Saskatchewan Rivers
WHITEWOOD	Moosomin
WILCOX	Lumsden-Morse
WILKIE	Cut Knife-Turtleford
WILLOW BUNCH	Wood River
WINDTHORST	Moosomin
WISETON	Rosetown-Elrose
WISHART	Kelvington-Wadena
WOLLASTON LAKE	Cumberland
WOLSELEY	Moosomin
WOOD MOUNTAIN	Wood River
WYMARK	Wood River
WYNYARD	Kelvington-Wadena
YARBO	Melville-Saltcoats
YELLOW GRASS	Weyburn-Big Muddy
YORKTON	Canora-Pelly
YORKTON	Yorkton
YOUNG	Humboldt-Watrous
ZEALANDIA	Rosetown-Elrose
ZELMA	Humboldt-Watrous
ZENON PARK	Carrot River Valley

**“ For the first time
in the history of the
province, less than 50
percent of voters cast
their ballot on Election
Day - in many previous
elections nearly all votes
would be cast on that
day. ...[V]oters want
more choice on when and
how they vote. ”**

– Dr. Michael Boda
Chief Electoral Officer
Province of Saskatchewan

OFFICE OF THE CHIEF ELECTORAL OFFICER
(ELECTIONS SASKATCHEWAN)
#301 – 3303 HILLSDALE STREET, REGINA, SASKATCHEWAN
CANADA S4S 6W9
TELEPHONE: (306) 787-4000 / 1-877-958-8683
FAX: (306) 787-4052 / 1-866-678-4052
EMAIL: info@elections.sk.ca
WEBSITE: www.elections.sk.ca

