

A REPORT ON THE THIRTIETH GENERAL ELECTION

VOLUME III

Statement of Expenditures





OFFICE OF THE CHIEF ELECTORAL OFFICER
(ELECTIONS SASKATCHEWAN)

#301 – 3303 HILLSDALE STREET, REGINA, SASKATCHEWAN
CANADA S4S 6W9

TELEPHONE: (306) 787-4000 / 1-877-958-8683

FACSIMILE: (306) 787-4052 / 1-866-678-4052

WEB SITE: www.elections.sk.ca

ISBN 978-0-9921510-8-9

VOLUME III - STATEMENT OF EXPENDITURES
(v1.0)



March 17, 2026

The Honourable Todd Goudy
Speaker of the Legislative Assembly
Room 129, Legislative Building
2405 Legislative Drive
Regina, SK S4S 0B3

Mr. Speaker:

Pursuant to *The Election Act, 1996*, I am honoured to submit Statement of Expenditures, Volume III in *A Report on the Thirtieth General Election*.

This volume provides insights on the financial costs of administering Saskatchewan's 30th Provincial General Election. This includes reimbursement expenses paid to eligible registered political parties and candidates.

Respectfully submitted,

A handwritten signature in blue ink that reads 'Michael D. Boda'.

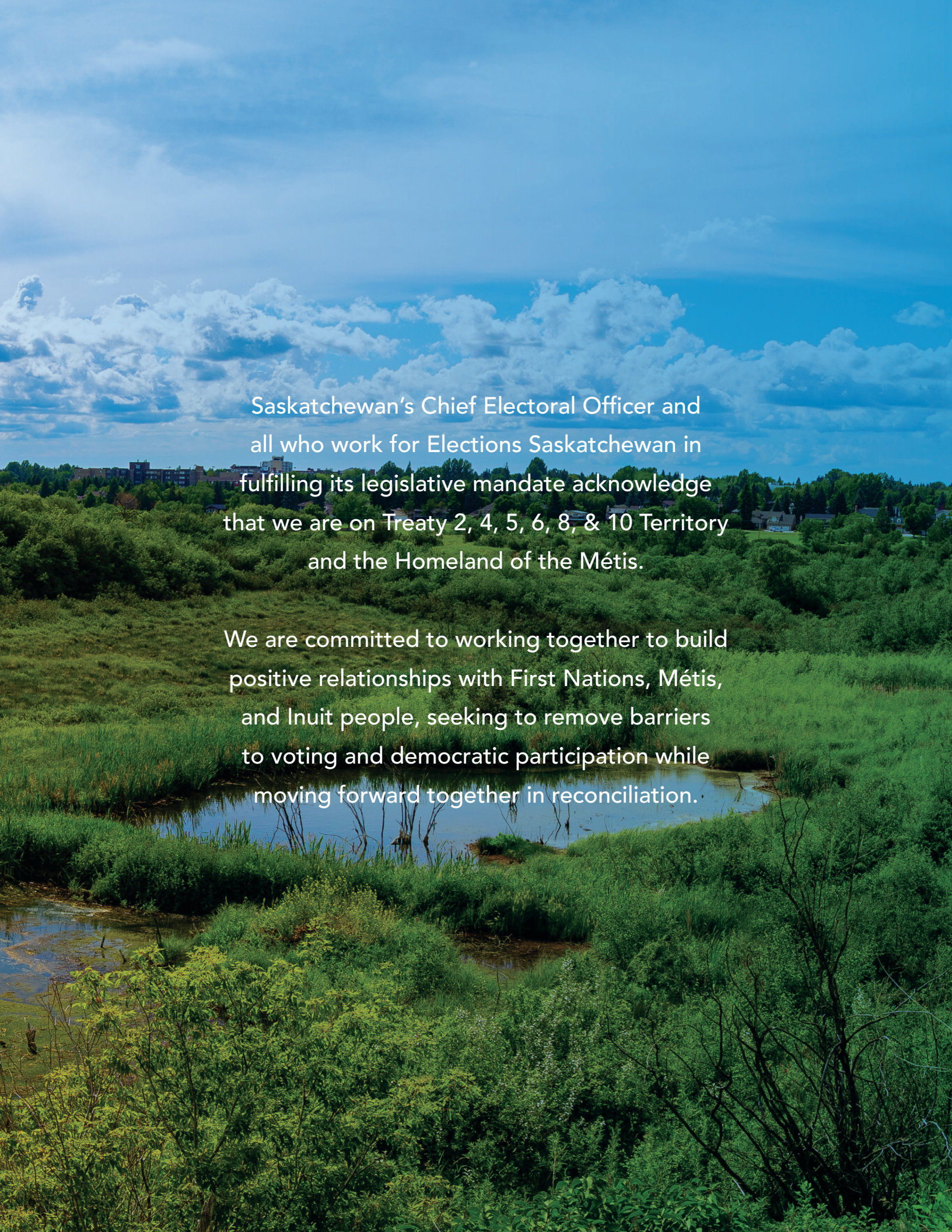
Michael Boda, D.Phil., Ph.D.
Chief Electoral Officer
Province of Saskatchewan

Office of the Chief Electoral Officer
(Elections Saskatchewan)
301 – 3303 Hillside Street
Regina, Saskatchewan S4S 6W9
Canada

Phone: 306-787-4000 / Toll-free: 1-877-958-8683
Fax: 306-787-4052 / Toll-free: 1-866-678-4052
Email: info@elections.sk.ca
Website: www.elections.sk.ca










Saskatchewan's Chief Electoral Officer and all who work for Elections Saskatchewan in fulfilling its legislative mandate acknowledge that we are on Treaty 2, 4, 5, 6, 8, & 10 Territory and the Homeland of the Métis.

We are committed to working together to build positive relationships with First Nations, Métis, and Inuit people, seeking to remove barriers to voting and democratic participation while moving forward together in reconciliation.



Executive Summary



2016 2020 2024

An inevitable question after any significant event or activity—particularly one funded by public money—is, “How much did it cost?”

The administration of elections is not immune to this kind of scrutiny, nor should it be. Elections are among the most important events in any democratic jurisdiction and involve considerable expenditures including payments to election workers, the rental of voting locations, and reimbursements to political stakeholders.

These considerations underscore why the Chief Electoral Officer has made transparency and accuracy in election cost reporting a priority throughout his tenure. Elections Saskatchewan has, for the past three elections, tracked

and reported election-related expenses for its entire four-year election cycle. Before this, costs had been recorded and reported primarily for the election period only. This revised accounting method—consistent with international best practice—provides greater transparency regarding the significant expenditures associated with each general election and helps to set a more reliable baseline for future election cost comparisons.

Over the past four-year electoral cycle, Elections Saskatchewan spent \$30,460,521 in planning, preparing

for, and delivering all aspects of the province’s 30th General Election. This represented an increase of less than \$10,000 over the total cost of the province’s 29th General Election, held in October 2020, which amounted to \$30.45 million.

The costs per fiscal year for Saskatchewan’s 30th General Election were:

Year	Cost
2021-22	\$ 406,694
2022-23	\$ 1,338,915
2023-24	\$ 3,820,096
2024-25	\$ 24,825,193
2025-26	\$ 69,623

Although the general election cycle is typically described as spanning four years, some costs can be incurred after the fourth year has ended. In this instance, a fairly small amount—just under \$70,000—was incurred after March 31, 2025 (the end of fiscal year 2024-25). The majority of these expenses relate to political reimbursement and post-election reporting requirements. Accordingly, these costs fall within the 2025-26 fiscal year and are shown as such.

The costs of the general election can be broken down into five broad categories. These are:

- Central administration – \$16,903,173
- Poll officials – \$2,718,208
- Returning office staff – \$3,151,514
- Field Administration – \$3,628,470
- Reimbursements to registered political parties, candidates and Auditors – \$4,059,156

The central administration category accounts for more than half of the cost of the election. It includes expenses associated with central oversight of the event, as well as support costs that cannot be readily attributed to a specific constituency. It also encompasses services delivered uniformly across all constituencies. Additional details—including a breakdown of sub-categories, the amounts spent on each, and the activities and functions they cover—are provided in Chapter 4.

All costs within the poll officials category are directly attributable to the thousands of individuals engaged to work throughout Voting Week, including Deputy Returning Officers, poll clerks/ballot box officers, information officers

and other frontline workers. Details outlining the amount spent on poll officials are provided in Chapter 6.

The returning office staff category includes all payments made to Returning Officers, election clerks and other personnel (e.g., administrative assistants, office coordinators, messengers) who worked in returning offices. These individuals are directly responsible for administering the election throughout all 61 constituencies. Individual constituency totals are also set out in Chapter 6.

Field administration consists of costs associated with delivering the election across all 61 constituencies, excluding payments to returning office staff or poll officials, which are reported in other categories. This category encompasses returning office rent/utilities, voting location rental costs, furniture rentals, etc. It also includes ballot printing costs as well as production costs for other legislatively required forms.

The reimbursements to registered political parties, candidates and auditors category captures expenditures related to Saskatchewan’s publicly financed reimbursement program that supports registered political parties and candidates. To qualify, a registered political party’s candidates must have collectively received at least 15 percent of the valid votes cast. Eligible parties may have up to 50 percent of appropriate election expenses reimbursed, once their Chief Official Agent submits an audited election expense return. Candidates who receive at least 15 percent of the valid votes cast in their constituency are also eligible for reimbursement. Candidates may be reimbursed up to 60 percent of their election expenses once their financial agent submits their audited election expense return. Further details on reimbursements, including historical data, can be found in Chapters 6, 8, 9, 10 and 11.

This volume also offers the second administrative review of Saskatchewan’s political finance regime. The first one, conducted following the province’s 2020 general election, included a number of commitments for improvement. Progress on those commitments is reported in Chapter 12.

Taken as a whole, this volume provides comprehensive reporting on the cost of Saskatchewan’s 30th General Election and the purposes for which those funds were spent. Historical data is included to provide context and comparisons with previous elections on behalf of the people of Saskatchewan.





RAYMOND

4450L325

13
KIB

14
LAT

ATOR
RIOT

TABLE OF CONTENTS

Chapter 1	Reporting on the General Election: Four Volumes	8
Chapter 2	Election Expense Overview	11
Chapter 3	2024 General Election Expenditures: Spending at a Glance	27
Chapter 4	Central Administration Overview	31
Chapter 5	2024 General Election Constituency Expenditures by Category	37
Chapter 6	2024 General Election Constituency Expenditures	43
Chapter 7	Orders and Authorizations of the Chief Electoral Officer	167
Chapter 8	Summary of Contributions Received, Expenses Incurred & Reimbursements Paid – Candidates	171
Chapter 9	Comparative Summary of Expenses Incurred and Reimbursements Paid – Registered Political Parties - 2024 to 1975	193
Chapter 10	Comparative Summary by Registered Political Parties of Contributions Received, Expenses Incurred and Reimbursements Paid – Candidates 2024 to 1975	201
Chapter 11	Comparative Summary by Registered Political Parties of Candidates Nominated, of Candidate Returns Filed and of Candidates Reimbursed – 2024 to 1991	207
Chapter 12	Political Finance Administrative Review	211



Reporting on the General Election: Four Volumes

For more than 100 years, Saskatchewan’s provincial elections remained essentially unchanged. From the province’s first election in December 1905 until its 29th General Election in October 2020, voters had a brief opportunity each election to exercise their democratic rights at a single, assigned location. Stacks of paper, unpredictable wait times, and thousands of pencils were the hallmarks of the voting experience. Due to the system’s limitations, voter convenience was not, and could not be, a priority. That changed in 2024.

Saskatchewan’s 30th General Election, held on October 28, featured several improvements designed to make voting easier, quicker, and more accessible. Successful implementation of these changes led to an election marked by the broadest voter access in Saskatchewan’s history, all while safeguarding and strengthening the integrity of the province’s democratic system.

Elections Saskatchewan began laying the groundwork for the province’s 30th General Election shortly after the completion of the 29th General Election in October 2020. Its 2023–2025 strategic plan, *Service. Integrity. Innovation. Expanding Electoral Excellence in Saskatchewan*, outlined a focused and deliberate strategy to honour and uphold stakeholder confidence while improving voting methods.¹ Collaborative leadership and a strong focus on best practices were central to the plan.

Elections Saskatchewan’s 2023–2025 Vision

We are a collaborative leader in establishing and refining best practices in election management in Canada.

Strategic Imperative

Saskatchewan’s 30th General Election is modernized and positively perceived by stakeholders.

The updated strategic plan also underscored Elections Saskatchewan’s five core values:

- Integrity
- Impartiality
- Dedication
- Innovation
- Service

¹ Elections Saskatchewan. *Service. Integrity. Innovation. Expanding Electoral Excellence in Saskatchewan: A Strategic Plan for Elections Saskatchewan, 2023–2025* (Regina: Elections Saskatchewan, April 2023) (“Expanding Electoral Excellence”). Elections Saskatchewan’s past and present strategic plans are available online at <https://www.elections.sk.ca/reports-data/strategic-planning/>.

Expanding Electoral Excellence came to fruition in the 30th General Election, in which Elections Saskatchewan successfully improved service to voters while maintaining the integrity of its voting system. For the first time, Saskatchewan's provincial election featured a "Voting Week" of six full days of voting, resulting in 56 hours of in-person voting spread over six days: the longest voting window in the history of the province. Those who could not vote in person had improved opportunities to vote by mail, and homebound voting was made available to those who could not leave their house due to a disability.

Elections Saskatchewan was also able to broaden access through the careful deployment of modernized elements, such as the use of electronic poll books in more than half of provincial constituencies. The team carefully considered the realities of election administration in Saskatchewan to improve service throughout all regions of the province: for example, constituencies without the infrastructure to support electronic poll books were served with redesigned forms that eliminated significant amounts of repetition and handwriting. The result was an exceptionally organized and well-run election.

The story of Saskatchewan's 30th General Election will be told over the course of four volumes, each providing different insight into the successes and challenges involved in planning for, organizing, and implementing one of the largest events in the history of the province. Together, these four volumes will constitute **A Report on the Thirtieth General Election**:

- **Volume I – Statement of Votes** (published May 2025) provided data surrounding public participation in the 2024 electoral event. It collated information to provide a richer understanding of voting trends in the province. Volume I included information on candidates, registered political parties, historical data, and voting station by station results.
- **Volume II – An Administrative Review** (published October 2025) offered a detailed look at how the 30th General Election was conducted. The volume looked at two sides of the electoral event. First, it focused on how the electoral event was conducted based on in-person observations of voting throughout Voting Week and of other key activities, including vote counting. Second, the volume incorporated stakeholder perceptions, drawing conclusions from surveys, focus groups, interviews, and other sources of data.

- **Volume III – Statement of Expenditures** (the current volume) captures and provides context to the four-year costs of the event. Such costs are incurred years in advance of the election and continue to be accumulated well after voting ends. This volume looks at spending related to reimbursements given to eligible registered political parties and candidates (established within *The Election Act, 1996*) and provides the total cost of administering the 30th General Election in 61 constituencies.
- **Volume IV – Chief Electoral Officer's Recommendations for Legislative Reform** (published October 2025) considers what has been learned over the course of the 30th electoral cycle in order to position the province—its voters, political parties, candidates, and provincial election management body—to conduct a successful 31st General Election. Volume IV was published following a thorough review and assessment of how the 30th General Election was conducted, considering best practice and changes in electoral administration across the country. This volume offered the Chief Electoral Officer's recommendations on legislative amendments to continue broadening access to voting while serving stakeholders more effectively.

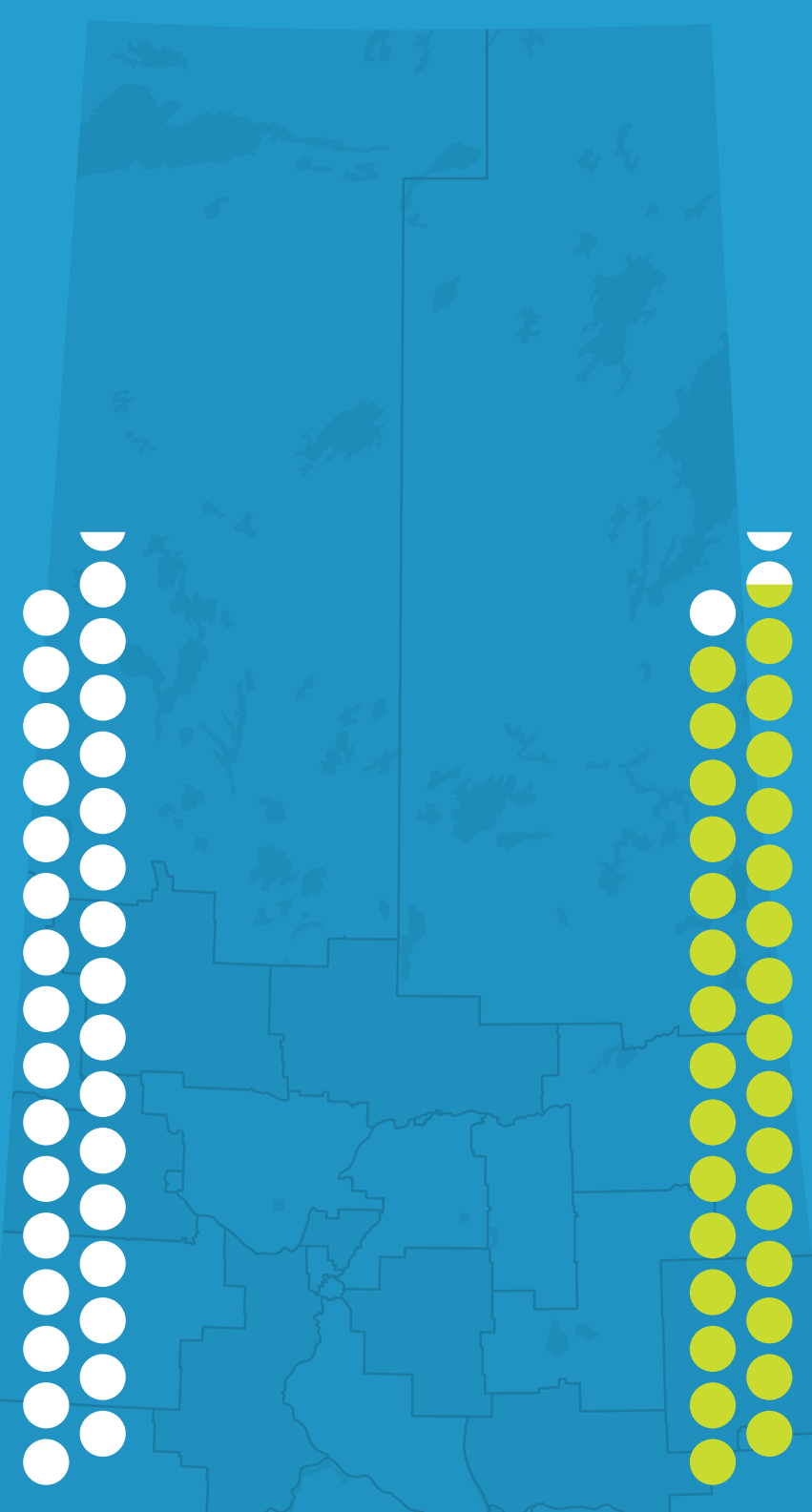
While the publication of this four-volume report will fulfil the Chief Electoral Officer's statutory duty outlined in *The Election Act, 1996*, its intent goes well beyond this. It will offer detailed information on election participation, finances, and conduct. It will put forward an in-depth review and assessment of Elections Saskatchewan's administration of the election before, during, and after voting took place. Finally, it will offer legislators a roadmap to continue broadening voter access and making Saskatchewan's election system work for all.

By shining a light on all aspects of the election system, Elections Saskatchewan seeks to equip legislators, registered political parties, and other key stakeholders to strengthen the democratic system that will serve the province for decades to come.



Michael D. Boda, D. Phil., Ph.D.
Chief Electoral Officer
Province of Saskatchewan





\$32,400,000

Estimated total cost of planning,
preparing for, and delivering the province's
30th General Election.

\$30,460,521

Actual total cost of planning,
preparing for, and delivering the province's
30th General Election.

Election Expense Overview

Maintaining the integrity of its electoral system is a central concern for every representative democracy. Public confidence in the institutions of government, founded on the principle that elected officials represent the will of citizens, depends on an electoral system that operates efficiently, reliably, and impartially, and one that provides public access to the power of the ballot box at regular intervals.

Following each provincial election, section 286 of *The Election Act, 1996* requires the Chief Electoral Officer to prepare and submit a report summarizing the expenses incurred by the office with respect to the election. This report must also summarize reimbursements paid to eligible registered political parties and candidates as well as set out a summary of all returns and reports submitted to the Chief Electoral Officer by registered political parties and candidates with respect to the election.

This chapter provides a brief overview of Saskatchewan's 30th General Election including methods of voting, voter turnout, and key dates in the election calendar. It then provides a summary of the total costs of planning, preparing for, and administering Saskatchewan's 30th General Election. A brief overview of the expense limits, filing requirements, and public reimbursements available for registered political parties, candidates, and their auditors is also included in this chapter.

Subsequent chapters provide detailed administrative cost breakdowns, including constituency-by-constituency costs. More detailed information on the province's political finance regime as well as amounts reimbursed are also included in later chapters. For the second time, an administrative review of the province's political finance regime was conducted and is included.

Background

Saskatchewan's 30th General Election was held throughout October 2024, with Voting Week running from October 22 through 28.

The election was held in 61 constituencies throughout the province, each electing a member to the Legislative Assembly through a first-past-the-post (or single member plurality) electoral system. At the time of the election, the estimated population of Saskatchewan was 1,250,761 and Elections Saskatchewan, working with Statistics Canada, estimated that there were 829,884 eligible voters in the province.

Broadening Access

Saskatchewan's 30th General Election featured several improvements designed to make voting easier, quicker, and more accessible, with the goal of reducing barriers to participation and broadening voter access. This was accomplished through the continued modernization of the province's system for administering voting, a multi-phase, multi-election plan that has been underway for nearly 10 years.¹

Election administration can often be restricted by overly prescriptive legislation, and Saskatchewan is no exception. *The Election Act, 1996* (the Act) provides detailed instructions on how voting should be conducted in this province. However, the Act also provides the ability for the Chief Electoral Officer to put forward alternate procedures, equipment, and technology that vary from those legislated instructions. These modifications are made through "CEO Directives," which must be approved by the Board of Internal Economy to be implemented during a general election.² Directives provide a valuable opportunity for Elections Saskatchewan to test new procedures, equipment, and technology within strictly controlled parameters, offering valuable information on the viability of a chosen approach. Once a modification has proven effective during a general election, the Chief Electoral Officer can better consider whether it should be included as a legislative change recommendation. Legislators, in turn, have data and information on how a proposed change will impact voters, candidates and other stakeholders.

Following a series of communications between the Chief Electoral Officer and the Board of Internal Economy, five CEO directives were approved on December 5, 2023, for implementation during the 30th General Election. The Directives were designed to broaden access to the ballot, reduce the number of election workers needed, and improve the administration of the election, as follows:

- Polling Divisions (CEO Directive 2023-009): Directed changes to the traditional use of geographic sub-regions and allowed larger numbers of voters to be assigned to specific areas and voting stations than the 300-person limit outlined in the Act.

- Polling Period (CEO Directive 2023-010): Authorized a transition away from distinct advance and Election Day voting periods toward a unified, six-day "Voting Week."
- Electronic Poll Books/Voting Record (CEO Directive 2023-011): Introduced technology to make it faster and easier to process an increased number of voters while enabling real time data sharing with political stakeholders. Also implemented the "voting record" form and modified the traditional duties of the poll clerk. Electronic poll books were used in 34 of the province's 61 constituencies, consisting of the cities of Regina, Saskatoon, Prince Albert, Moose Jaw, Yorkton, and Swift Current, and the constituencies of the Battlefords and Martensville-Blairmore.
- Vote by Mail (CEO Directive 2023-014): Continued use of the centralized Vote by Mail process developed for Saskatchewan's 29th General Election, held on October 26, 2020, and used in subsequent by-elections. Also introduced the "Second Preliminary Count," held two days after the last day of voting.
- HRT Counting (CEO Directive 2023-018): Amended vote counting procedures to allow for a central count of hospital, remand, and temporarily displaced voter ballots alongside remaining Vote by Mail ballots that were counted at the Final Count.

The impact of these changes on voting and vote counting will be described throughout this chapter. The Chief Electoral Officer will recommend further changes for legislators to consider in advance of the province's next election in Volume IV of this Report.

Constituency Boundaries

The provincial constituency boundaries in place for Saskatchewan's 30th General Election were enacted with the dissolution of the 29th Legislative Assembly in accordance with *The Representation Act, 2022*. These boundaries were established based on the recommendations of the Saskatchewan Boundaries Commission, 2022, as established under *The Constituency Boundaries Act, 1993*. There are 61 provincial constituencies.

¹ The Chief Electoral Officer first introduced a three-phase plan for modernizing Saskatchewan's system for conducting elections in Volume IV in *A Report on the Twenty-Eighth General Election: Chief Electoral Officer's Recommendations for Legislative Reform* (Regina: Elections Saskatchewan, April 2018). Full reports on all elections from 2007 onward are available on Elections Saskatchewan's website at <https://www.elections.sk.ca/reports-data/reports-publications>.

² See *The Election Act, 1996*, sections 5.2 through 5.6 for more information.



Maps for individual constituencies are included with constituency results in Chapter 9 of Volume I of this report. Additional maps, including a provincial map and composite maps of urban areas, are available in Chapter 13 of Volume I.

In Saskatchewan, constituency boundaries are reviewed and adjusted every 10 years based on the census population of the province. The next provincial boundary commission is scheduled to form early in 2032.

Voter Registration

Saskatchewan's 30th General Election was the province's second general election with a Permanent Register of Voters (PRV) in place. The PRV was created using data collected in advance of and during the province's 28th General Election held in 2016. Prior to that, a door-to-door enumeration was necessary before every election. The PRV is updated regularly via data exchange agreements with Elections Canada and eHealth.

While the PRV is maintained primarily through these regular updates, Elections Saskatchewan also undertook proactive voter registration activities throughout the election cycle. One key activity was "Voter Registration Month," which launched in May 2023 and occurred again in May 2024. During Voter Registration Month, Elections Saskatchewan promoted the importance of voter registration through paid advertising, social media posts, and media engagement. Elections Saskatchewan also promoted voter registration through activities such as sending birthday cards to Saskatchewan residents on or around their 18th birthday, encouraging them to add their name to the province's voters list.

In advance of an election, Elections Saskatchewan sends Voter Information Cards (VICs) to all registered voters in the province. VICs include important information on where and when to vote as well as what ID is needed to cast a ballot. More than 784,000 VICs were mailed in October 2024, along with more than 14,400 by email and just over 4,870 by SMS text message.



Issuance of Writs of Election

On October 1, 2024, Saskatchewan's 29th Legislature was dissolved pursuant to section 6 of *The Legislative Assembly Act, 2007* by the Honourable Russ Mirasty, Lieutenant Governor of Saskatchewan. Later that day, an order was passed by the Lieutenant Governor in Council directing the Chief Electoral Officer to issue a writ of election to each of the province's 61 Returning Officers.

At dissolution, standing in the Legislative Assembly were 42 Saskatchewan Party MLAs, 14 New Democratic Party (NDP) MLAs, 1 Saskatchewan United Party MLA, and three independent MLAs. One constituency, Saskatoon Northwest, was vacant when the election was called.

Key Election Dates	
October 1	Writs of election issued
October 12	Nomination deadline
October 19	Last day to apply to Vote by Mail or as a homebound voter
October 22 – 26 & 28	Voting Week
October 28	Last day of voting and First Preliminary Count
October 30	Second Preliminary Count
November 9	Final Count
November 20	Return of the writs

Provincial Political Parties

Seven registered political parties fielded candidates in Saskatchewan's 30th General Election. Pursuant to section 231 of the Act, the Chief Electoral Officer recognized the following parties in the register of political parties:

- Buffalo Party of Saskatchewan
- New Democratic Party, Sask. Section
- Progressive Conservative Party of Saskatchewan
- Saskatchewan Green Party
- Saskatchewan Party
- Saskatchewan Progress Party
- Saskatchewan United Party

Candidate Nomination

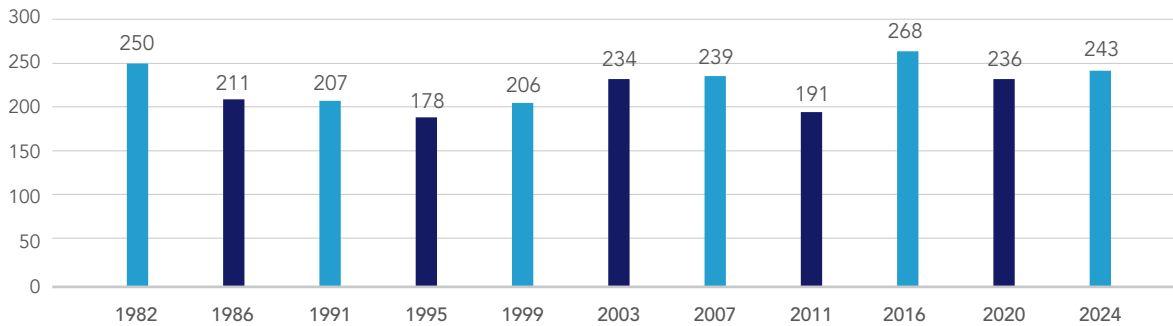
The candidate nomination period ended at 2 p.m. on Saturday, October 12. At the close of nominations, 243 candidates had been nominated.

Registered Political Party	# of Candidates
Buffalo Party	16
New Democratic Party (NDP)	61
PC Party of Saskatchewan	11
Saskatchewan Green Party	58
Saskatchewan Party	61
Saskatchewan Progress Party	3
Saskatchewan United Party	31
Independent	2
Total	243



The 30th General Election featured Saskatchewan's first transition from separate Election Day and advance voting periods to a unified Voting Week.

Nominated Candidates – 1982 to 2024



Overview of Voting in Saskatchewan's 30th General Election

This section contains information on all the voting opportunities available in Saskatchewan's 30th General Election. The key transition in the election was the movement to a Voting Week rather than separating Election Day from the advance voting period. To ensure that all voters had access to the ballot, regardless of circumstances, Voting Week was supplemented by Vote by Mail and a number of other Special Voting opportunities addressed in detail below.

Note that the transition to a unified Voting Week and away from a division between Election Day and advance voting periods means that data from the 30th General Election does not correspond exactly to data from previous elections. Throughout Volumes I to IV of this report, it is noted where this shift has impacted the ability to make meaningful comparisons between current and historical election data.

Voting Week

The 30th General Election featured Saskatchewan's first transition from separate Election Day and advance voting periods to a unified Voting Week. The change, made possible through a CEO Directive, was designed to broaden access to the ballot, place the voter at the centre of the system, and allow people to vote at a time that worked for them rather than a specific date and time set by Elections Saskatchewan. A key communications goal was to help voters understand that they could vote at any point during the week, and to encourage them to do so rather than waiting until their very last opportunity.

Voting Week began on Tuesday, October 22. From October 22 through Saturday, October 26, voting took place from 10 a.m. to 7 p.m., an increase of one hour per day from the province's 2020 election and two hours per day over the 2016 election. On the last day of voting, October 28, voting stations were open from 9 a.m. to 8 p.m. Voting paused to update voting records and lists on Sunday, October 27, ensuring readiness for the last day of voting at all locations that did not use electronic poll books.

For the first five days of Voting Week, there were 303 voting locations open to serve voters. During those five days, voters could cast their ballot at any location in their constituency. On the last day of voting, all voters were assigned to a specific location. In urban locations that used electronic poll books, the same voting locations were used for all six days of Voting Week. In rural constituencies, an additional 413 voting locations were added on the last day of voting to ensure that no voter had to travel more than 30 minutes to cast a ballot.

Vote by Mail (VBM)

Before 2020, voting by mail (also called absentee voting) was a very small component of Saskatchewan's provincial elections. During Saskatchewan's 28th General Election in 2016, for example, a total of 4,420 absentee votes were recorded (one percent of all votes cast), including both mail-in ballots and votes cast directly in the returning office.

In 2020, during the province's 29th General Election, the volume of voters interested in voting by mail increased greatly due to the COVID-19 pandemic. To account for



this, the Chief Electoral Officer opted to replace traditional absentee voting with a centralized and updated Vote by Mail process. An online application portal was created whereby voters could apply, upload the necessary identification documents, and complete the entire request process. In 2020, more than 56,000 voters used Vote by Mail. This constituted 12.7 percent of all votes cast in that election.

In 2024, the Chief Electoral Officer again opted for a centralized Vote by Mail process authorized by CEO Directive. Elections Saskatchewan's online Vote by Mail portal was opened for applications in early June and remained open until the application period closed on Saturday, October 19. Due to the timelines and the relatively short period available to administer the Vote by Mail process, a "write in" (or "Form B") ballot was provided as part of each Vote by Mail package. Voters could write in the name of the candidate they wished to vote for, or the name of the registered political party or leader of the party they wished to vote for.

While Vote by Mail was available to all voters, it was particularly valuable for specific groups. Seniors residing in independent living facilities were a primary audience, as these facilities frequently housed individuals who might have found it difficult to vote at their assigned location. To facilitate participation by this population, Elections Saskatchewan gathered data on more than 250 independent living buildings in the province, including information on the number of residents in each building and the existence of

common areas where voting information could be displayed. Beginning in mid-summer, Elections Saskatchewan delivered outreach materials to each of these facilities explaining how to apply for a Vote by Mail package. Follow-up assistance was provided as needed.

In the end, 26,388 Vote by Mail votes were counted, about 5.6 percent of all votes cast. With the exception of the election held during the COVID-19 pandemic, this was significantly higher than the number or percentage of absentee (mail-in) ballots in any other election in the province's history.

Special Voting

By legislation, Special Voting refers to all voting opportunities that take place outside of traditional Election Day voting. In practice, however, Special Voting refers more specifically to voting that takes place outside of standard in-person voting and Vote by Mail. Special Voting opportunities help ensure that every voter has an opportunity to cast a ballot, regardless of circumstances. Elections Saskatchewan administers Special Voting opportunities working closely with outside agencies such as Correctional Services Canada; the Saskatchewan Health Authority; and the provincial Ministries of Health, Social Services, and Corrections, Public Safety and Policing.

During Saskatchewan's 30th General Election, Special Voting options included homebound voting, personal care facility voting, and voting in hospitals and remand centres. While legislation also provides Special Voting options for voters



temporarily displaced due to fires, floods, or other emergencies, no polls were required for this purpose in 2024.

Homebound Voting

Homebound voting was introduced in 2016 in advance of Saskatchewan's 28th General Election on the recommendation of the Chief Electoral Officer. This option was available to voters who were unable to vote in person due to a medical condition or disability, or due to caring for an individual with a medical condition or disability. During that election, 574 voters cast their ballot without leaving their home. Voters were served by a team of two election officials who visited the voter at their home with a ballot and a ballot box and completed the voting process. In 2020, the COVID-19 pandemic made it impossible for election officials to visit voters in their homes, so homebound voting was offered as a form of Vote by Mail.

In 2024, homebound voting was once again offered in its original form, along with an additional approach informally referred to as "mobile homebound voting." Mobile homebound voting was offered when a high volume of individuals residing in the same building applied for homebound voting. In these cases, Elections Saskatchewan provided both a central voting station in the building and the option of visiting voters in their individual units.

Voting in Personal Care Facilities, Hospitals, and Remand Centres

Elections Saskatchewan works closely with outside agencies to offer in-person Special Voting opportunities in personal care facilities, hospitals, and remand centres.

As defined in the Act, personal care facilities can be operated by the Saskatchewan Health Authority, licensed by the Ministry of Health, or overseen by the Ministry of Social Services. In the 30th General Election, voting was offered in 369 personal care facilities from October 22 to October 26, 2024.

In-person Special Voting was available in hospitals and remand centres on the final day of voting, October 28. This option was available to eligible voters who were being held in remand or were patients in hospital on that day. These voters received the Form B "write in" ballot form (also used for the Vote by Mail process) so their vote could be counted in the constituency where they normally resided. Voting was offered in 68 hospitals and remand centres throughout the province.

Vote Counting

Shifts in Saskatchewan's election administration over the past two election cycles have resulted in changes to how votes are counted.

Until 2020, Saskatchewan's traditional model for counting votes saw all Election Day, advance voting, and personal care facility votes counted after voting ended on election night. The remaining absentee, hospital, remand, and temporarily displaced votes were counted at the Final Count, 12 days after Election Day. All votes were counted in the field, either in voting locations or in constituency returning offices.

In 2020, due to a significant increase in Vote by Mail (i.e., absentee) ballots, the Chief Electoral Officer opted to introduce changes to ensure greater certainty and faster results for candidates, political parties, and the general public. During that election, the vote count on Election Day was referred to as the First Preliminary Count. A new count, called the Second Preliminary Count, was held two days later and included most Vote by Mail ballots. This count was conducted centrally in Regina, and updated results were announced throughout the two days it took to count these ballots. The Final Count was held 12 days after Election Day, as required by legislation. During the Final Count, all the remaining Vote by Mail ballots were included, along with hospital, remand, and temporarily displaced voter ballots. With the conclusion of the Final Count, the results of the 2020 election became official.

This same model was adopted in 2024: a First Preliminary Count held immediately after voting concluded, a Second Preliminary Count two days later, and a Final Count 12 days after the election. However, continued changes to election administration resulted in two additional modifications to vote counting processes.

The first change to the method of vote counting in 2024 flowed out of the introduction of electronic poll books at many voting locations. The efficiencies and changes introduced through CEO Directives (such as the use of electronic poll books, the voting record, and larger polling divisions) meant that a much smaller number of election workers were needed to administer voting. However, this would mean fewer workers available to count ballots once voting concluded, challenging the ability to deliver results in a timely fashion. Elections Saskatchewan addressed this by deploying additional teams



of election workers whose only job was to assist with the counting of ballots. A total of 135 count teams were deployed to voting locations where the number of votes cast necessitated the extra assistance. More information on the use of count teams and their effectiveness is outlined in Chapter 4 of this volume.

The second change to counting procedures was to include hospital, remand, and temporarily displaced votes in the central count held during the Final Count. Traditionally, the ballot boxes containing these votes had been shipped from each returning office to Elections Saskatchewan's head office. The ballot boxes were opened at head office, then the votes were sorted by constituency and sealed into new ballot boxes. Finally, these new boxes were shipped to the appropriate returning office and counted by the Returning Officer during the Final Count. During this past election, the Chief Electoral Officer issued a CEO Directive simplifying this process by permitting these votes to be counted only at the Final Count, along with the Vote by Mail ballots.

When ballots will be counted in the 2024 Provincial Election.

- All ballots are paper and are marked by the voter by hand.
- All ballots are counted by hand by election workers. Some workers will have more ballots to count than others, so voting results will not all report at the same time.
- There are no electronic ballots, voting machines, or counting machines used in a Saskatchewan provincial election.

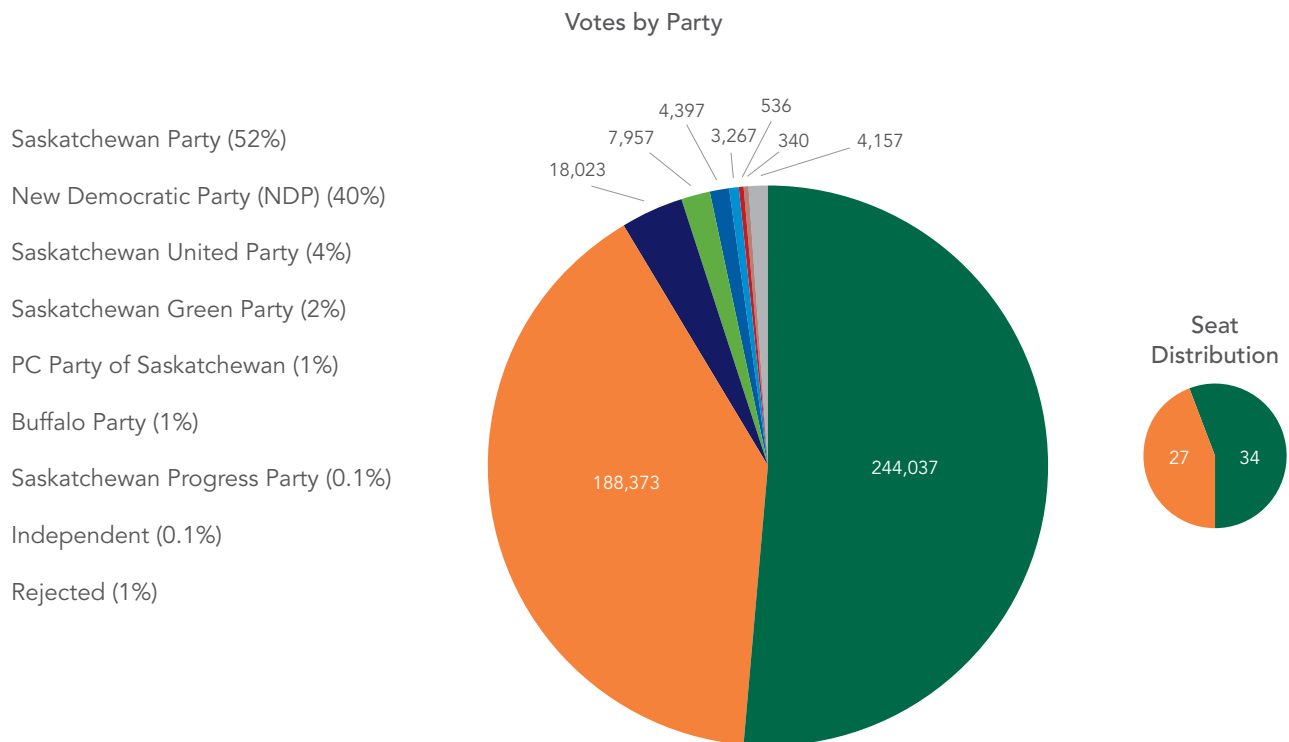
- 1 First Preliminary Count**
October 28 after 8 p.m. (last day of voting)
 + voting week ballots
 + homebound voting ballots
 + personal care facility ballots
- 2 Second Preliminary Count**
October 30 (two days after last day of voting)
 + vote by mail ballots received by October 26
- 3 Final Count**
November 9 (12 days after last day of voting)
 + all ballots from first and second preliminary counts
 + vote by mail ballots received after October 26
 + hospital, remand, and temporarily displaced voter ballots

1.877.958.8683 | elections.sk.ca

Election Results

After the Final Count, 34 Saskatchewan Party and 27 New Democratic Party (NDP) members were declared elected.

Results of Saskatchewan's 30th General Election



The Cost of a General Election

Saskatchewan has had fixed election date legislation since 2008. By establishing a predictable election date every four years, this legislation allows Elections Saskatchewan to plan and budget methodically across the entire four-year election cycle, with a high degree of certainty about when the general election will occur. This differs from most public sector institutions, which operate on an annual budget cycle and deliver largely the same service each year.

For the past three general elections, Elections Saskatchewan has tracked and reported on election-related expenses across the entire four-year election cycle, rather than limiting reporting on the election period only. This change provides greater transparency by capturing the full scope of costs associated with administering a general election and establishes a more reliable baseline for election expenses over time.

This approach can make direct comparisons with other jurisdictions more challenging, as most provinces only report election-year costs or a partial subset of election-related expenses. As a result, election costs reported by Elections Saskatchewan may appear higher than those found in other jurisdictions, when in fact they reflect a more complete and accurate accounting of election expenditures.

When Elections Saskatchewan presented its budget estimates to the Board of Internal Economy on January 23, 2024, the estimated total cost of planning, preparing for, and delivering the province's 30th General Election was expected to be \$32.4 million. This figure was based on actual expenses incurred in previous years and estimated budget numbers for fiscal year 2024-2025, the year of the general election.

Elections Saskatchewan incurred expenditures of \$30,460,521 in planning, preparing for, and delivering all aspects of the province's 30th General Election.

This total election cost of \$30.46 million was considerably less than the January 2024 estimate of \$32.4 million and reflects Elections Saskatchewan's continued commitment to finding efficiencies while providing broader access for voters and maintaining the security and integrity of the system.

This cost also compares very favourably with the province's 29th General Election, held in October 2020, which totaled



This total election cost of \$30.46 million was considerably less than the January 2024 estimate of \$32.4 million and reflects Elections Saskatchewan's continued commitment to finding efficiencies while providing broader access for voters and maintaining the security and integrity of the system.



Election Mail

Containing cost growth has been a significant focus for the Chief Electoral Officer and he has made it an organizational priority during his tenure in Saskatchewan. With the province's 2024 election, this objective was achieved. Maintaining this cost discipline, and keeping future election costs aligned with inflation, now becomes the next priority.

\$30.45 million. The increase of less than \$10,000 despite inflation being closer to 15 percent over that four-year period.

Elections Saskatchewan achieved this minimal increase despite the fact that many recent general elections in other jurisdictions have experienced cost increases of up to 50 percent over the previous event. Containing cost growth has been a significant focus for the Chief Electoral Officer and he has made it an organizational priority during his tenure in Saskatchewan. With the province's 2024 election, this objective was achieved. Maintaining this cost discipline, and keeping future election costs aligned with inflation, now becomes the next priority.³

Breaking Down the Cost of a General Election

The costs per fiscal year for Saskatchewan's 30th General Election were:

Year	Cost
2021-22	\$ 406,694
2022-23	\$ 1,338,915
2023-24	\$ 3,820,096
2024-25	\$ 24,825,193
2025-26	\$ 69,623

Although the general election cycle is typically described as being four years long, some costs are incurred after the fourth year has ended. In this case, a fairly small amount—just under \$70,000—was incurred after March 31, 2025, most of which was related to political reimbursement and post-election reporting. These costs therefore fall into the 2025-26 fiscal year.

Elections Saskatchewan has broken the costs of the general election into five categories. These are:

- Central administration (\$16,903,173)
- Poll officials (\$2,718,208)
- Returning office staff (\$3,151,514)
- Field administration (\$3,628,470)
- Reimbursements to registered political parties, candidates and auditors (\$4,059,156)

Central Administration

The administration of elections has become increasingly centralized in Canada and across most established democracies. In the early years—and for many decades thereafter—elections were highly decentralized, administered locally by Returning Officers within their constituencies. Over time, however, responsibility has increasingly shifted to professional election management bodies, supported by Returning Officers at the constituency level. This evolution has enabled

³ In January 2026, Elections Saskatchewan released a new strategic plan, *Trusted Elections. Trusted Democracy. Achieving Electoral Integrity and Access through Innovation*, covering the years 2026 through 2029. Within this plan, the Chief Electoral Officer made a commitment that the cost of Saskatchewan's next election in 2028 will remain the same as the cost of the province's 2024 election, plus inflationary increases. For more information on this commitment, the strategic plan can be found at <https://www.elections.sk.ca/reports-data/strategic-planning/>.

greater consistency across jurisdictions, strengthening electoral integrity, and creating opportunities for improved efficiency.

The Central Administration category includes the costs associated with central oversight of the election, as well as support costs that cannot be easily attributed to any one constituency.

Summary information on Central Administration is provided in Chapter 3. For detailed information, including descriptions of the items and activities included within each sub-category underneath the Central Administration heading, see Chapter 4.

Poll Officials

The costs within this category are directly attributable to the thousands of individuals hired to work in voting locations throughout Voting Week. Rates of pay for all of these positions are prescribed within *The Election Act Regulations*.

In previous provincial elections, every voting station was staffed by a two-person team—a Deputy Returning Officer and a poll clerk. For the 30th General Election, the introduction of electronic poll books changed this model. In locations using electronic poll books, Deputy Returning Officers were responsible for issuing and administering ballots, while a new position—the ballot box officer—was introduced to monitor the ballot box and ensure ballots were properly deposited. Voting locations without electronic poll books continued to operate using the traditional Deputy Returning Officer and poll clerk model. Deputy Returning Officers were paid \$1,092,621. Poll clerks and ballot box officers were paid a combined \$794,240.

In locations with multiple voting stations, Supervisory Deputy Returning Officers were appointed to provide additional oversight and coordination. Total compensation to Supervisory Deputy Returning Officers was \$296,141.

Several other categories of poll workers were also engaged at select voting locations. These included information officers, who greeted voters and offered general assistance to ensure voting went smoothly, as well as count teams hired specifically to support ballot counting after the close of voting. Compensation for these additional workers totalled \$535,206.

Returning Office Staff

This category includes all payments made to Returning Officers, election clerks, and other staff working in returning offices. These are the individuals responsible for the direct implementation of the election in each of the province's 61 constituencies including accepting candidate nominations, hiring poll officials, securing voting locations, etc.

By legislation, the Returning Officer is responsible for administering the election within their constituency and is the sole person authorized to certify the final election results and formally "return" the name of the winning candidate to the Chief Electoral Officer. Payments to Returning Officers, including annual stipends and election-period compensation, totalled \$1,371,015.

Each constituency is also required by legislation to have an election clerk, who supports the Returning Officer and may act in their place if required. Total compensation to election clerks was \$901,723.

Returning offices also employed additional staff, including administrative assistants, office coordinators, and messengers. Total payments made to these positions across all 61 constituencies was \$878,776.

Chapter 5 provides detailed breakdowns of returning office costs for each of the 61 provincial constituencies.

Field Administration

This category includes costs associated with administering the election in all 61 constituencies, excluding amounts paid to returning office staff and poll officials. It includes returning office rent and utilities, voting location rentals, furniture and equipment rentals, and ballot and form printing required by legislation.

The total cost of renting returning offices and associated utilities was \$941,672. Furnishing these offices, including computers and printers, cost an additional \$821,167. Internet and telephone service cost \$238,530.

Renting voting locations throughout the province cost \$525,638, while ballot form printing was \$324,186.

Summary information on Field Administration costs can be found in Chapter 3. Chapter 5 shows these same costs for each individual constituency in the province.



Reimbursements to Registered Political Parties, Candidates, and Auditors

Registered Political Party Financial Reporting

Pursuant to section 231 of the Act, the Chief Electoral Officer recognized the following seven parties in the register of political parties:

- Buffalo Party of Saskatchewan
- New Democratic Party, Sask. Section
- Progressive Conservative Party of Saskatchewan
- Saskatchewan Green Party
- Saskatchewan Progress Party
- Saskatchewan Party
- Saskatchewan United Party

Registered political parties are required to file an audited election expense return within six months of the last day of voting, April 28, 2025, for the election held on October 28, 2024. All seven registered political parties submitted their returns by the deadline, and each was audited in accordance with the Act.

Under the Act, a registered political party that has received at least 15 percent of the valid votes cast across the province and filed a compliant expense return was eligible for a reimbursement of 50 percent of its eligible election expenses. For this reason, each party was entitled to

spend up to \$1,224,052, resulting in a maximum possible reimbursement of \$612,026 for qualifying parties.

For the 30th General Election, two registered political parties qualified for and received reimbursements. These were:

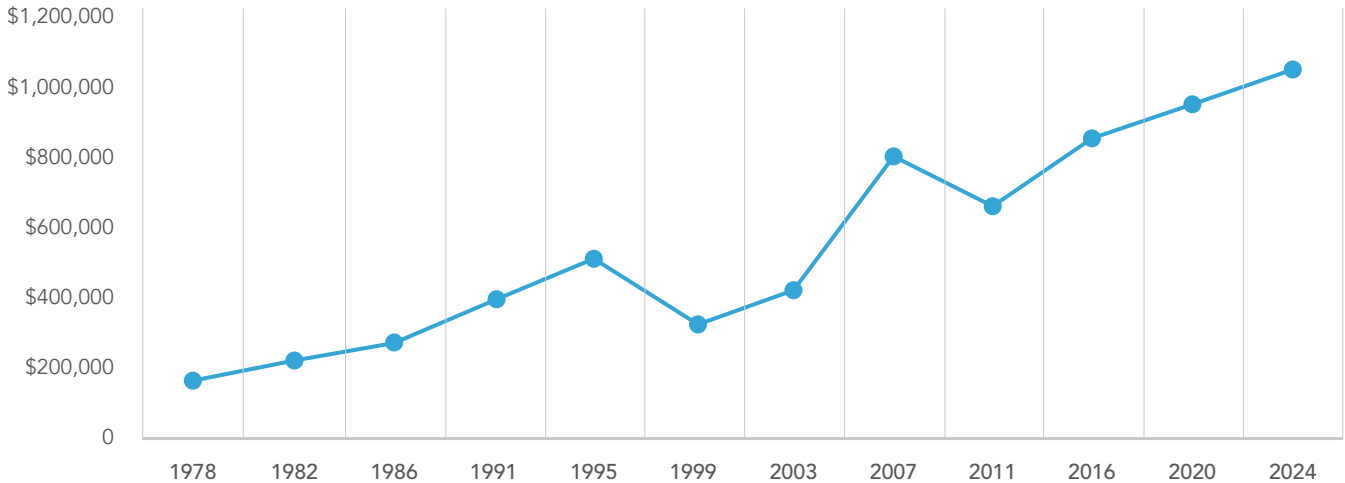
- New Democratic Party, Sask. Section – \$515,891
- Saskatchewan Party – \$501,842

A summary of the eligible expenses incurred by the seven registered political parties, along with the publicly funded reimbursements paid is provided in Chapter 8. Contributions made to political parties are not reported in election expenses returns but are instead disclosed in each party’s annual fiscal period return. These returns, which list contributions, are published on the Elections Saskatchewan website.

Comparative summary data for election expenses incurred by registered political parties in 2024, and in previous general elections going back to 1975, is presented in Chapter 10.

The graph below illustrates publicly funded reimbursements paid to registered political parties following each general election since 1978, the first year that registered political parties became eligible for election expense reimbursement.

Registered Political Party Reimbursements – 1978 to 2024



Candidate Financial Reporting

Candidates are required to file an audited candidate's return of their election expenses within three months after the last day of voting; for this election that deadline was January 28, 2025. Candidate returns are published on the Elections Saskatchewan website immediately upon being received with an "as filed" status. After being reviewed, the "as filed" status document is replaced with one marked "as reviewed."

By legislation, each candidate must appoint a financial agent who is responsible for reporting contributions received and campaign expenses incurred.⁴

Candidate information, including the name of each candidate's financial agent, was published in *A Report on the Thirtieth General Election, Volume I, Statement of Votes*.

Candidates are also required to appoint an auditor. However, a new exemption was introduced for Saskatchewan's 30th General Election: an audit was not required if a candidate's total election expenses, total contributions, and net fundraising proceeds were each less than \$1,000.

Candidate spending limits are set by the formula prescribed in section 252 of *The Election Act, 1996*.

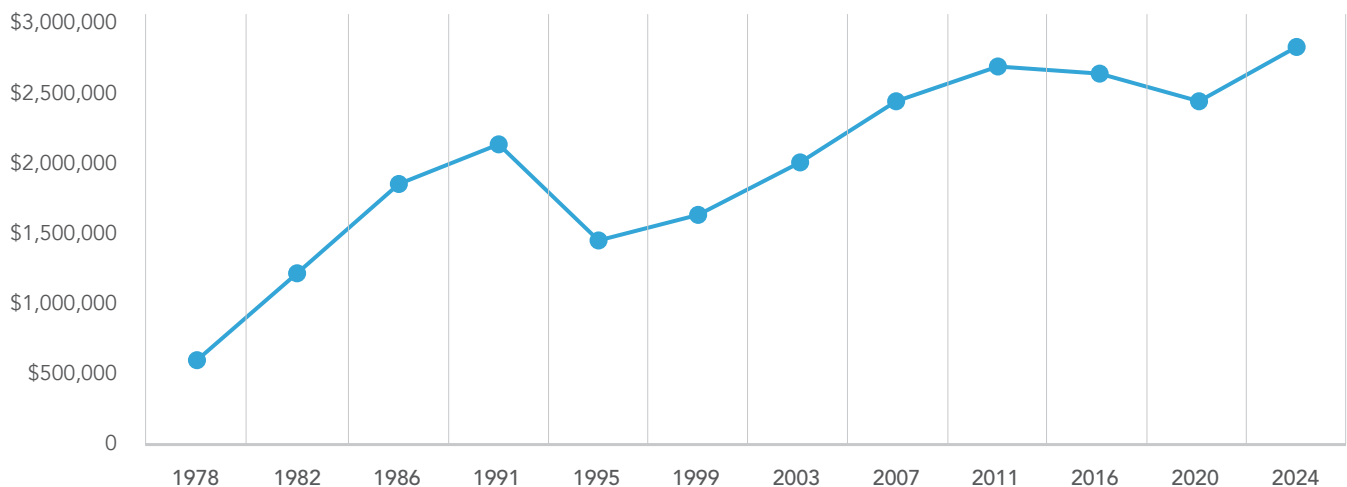
Any candidate who obtained 15 percent or more of the total valid votes cast in their constituency, and whose business manager filed an election expense return by the legislated deadline, is entitled to a public reimbursement. The reimbursement amount is set by legislation at 60 percent of the candidate's eligible election expenses.

For the October 2024 election, there were 121 candidates who qualified for reimbursement, receiving a total of \$2,834,408. The breakdown of this amount is as follows:

- New Democratic Party, Sask. Section (59 candidates qualified for reimbursement) – \$1,368,585
- Saskatchewan Party (61 candidates qualified for reimbursement) – \$1,427,108.57
- Saskatchewan United Party (one candidate qualified for reimbursement) – \$38,714.66

The table below shows the total of publicly funded reimbursement made to all candidates after each general election from 1978 through 2024.

Candidate Reimbursements – 1978 to 2024



⁴ In previous Saskatchewan general elections, this position was called a "business manager" instead of a financial agent. The Chief Electoral Officer recommended that the position title be changed to better reflect the responsibilities held by this individual.



Auditors

Every registered political party and every candidate must appoint an auditor. As noted on page 23, an audit is not required if a candidate's total election expenses, total contributions, and net fundraising proceeds are each less than \$1,000.

In reviewing the spending and financial records of a candidate or party, the auditor must apply generally accepted accounting principles and generally accepted auditing standards. Their role is to examine the accounting records sufficiently to form an opinion as to whether the return properly presents the transactions on which it is based. To support this work, the candidate's financial agent or the party's chief official agent is required to provide all necessary information and explanations. Auditors are also responsible for reporting any circumstances in which they suspect, or have reason to believe, that proper accounting records were not maintained.

The cost of an auditor's account of a candidate or political party's election expense return is reimbursable regardless of whether the candidate/party otherwise qualifies for reimbursement of election expenses. For the 30th General Election, the maximum reimbursement for auditing services for a candidate's or party's return was \$1,179 and \$3,631 respectively.

The total amount paid for auditor reimbursement to both registered political parties and candidates was \$207,013. Of this, \$18,716 was reimbursed for audits of registered political parties and \$188,297 audits of candidates.

Orders and Authorizations of the Chief Electoral Officer
The Election Act, 1996 permits the Chief Electoral Officer to grant extensions to the Act's financial reporting requirements for individual candidates. These extensions can be granted due to unforeseen or extraordinary circumstances and made at the discretion of the Chief Electoral Officer.⁵

During the close-out of the 2024 General Election and within the provisions of section 263 of the Act, the Chief Electoral Officer granted 45 orders for individual extensions of time to prepare and file candidate returns of election expenses. See Chapter 7 for further information on which candidates were provided with time extensions.

Administrative Penalties

Section 263.1 of *The Election Act, 1996* allows the Chief Electoral Officer to levy a late filing fee of \$25 per day for each day a candidate's election expense return is failed to be filed in accordance with legislated deadlines, up to a maximum of 30 days, or a fine of \$750. Late filing fees are assessed against the candidate and not against the candidate's financial agent. All late filing fees are forwarded to the Minister of Finance for deposit into the province's general revenue fund.

During the 30th General Election, four candidate election expense returns were filed after the deadline. Late filing fees were assessed against all four candidates. This is a decrease from the 29th General Election held in October 2020, when 16 late filing fees were assessed. The table below provides more information on late filing fees from 2024's 30th General Election.

Candidate	Party	Penalty Assessed
Carpenter, Denneil	SUP	\$ 750.00
Ben Adebayo, Olasehinde	PC	\$ 50.00
Parnell, Justin	PC	\$ 50.00
Lalonde, Bernard	PC	\$ 175.00

Contents of this Volume

The Statement of Expenditures provides detailed financial information on costs related to Saskatchewan's 30th General Election.

Throughout the report, certain numbers have been rounded to whole dollars (i.e., are not inclusive of cents) within the tables, but all totals within the document have been presented inclusive of cents and without rounding.

Chapter 3 presents an "at-a-glance" overview of the total cost of the 2024 Provincial Election, including central administration costs, field/constituency expenses (inclusive of field administration, returning office staff and poll officials) and all expense reimbursements that were made to political parties, candidates, and auditors.

Chapter 4 provides an overview of the central administration sub-category and additional details on

⁵ See Section 263 of *The Election Act, 1996* for more information.

the various costs captured within that grouping of expenditures.

Chapter 5 outlines a breakdown of constituency election administration expenditures by major category.

Chapter 6 presents these same costs on a constituency-by-constituency basis, including expenditures related to poll officials, administrative activities, and candidate-related reimbursements.

Chapter 7 contains a summary table of orders and authorizations issued by the Chief Electoral Officer granting extensions to candidate financial filing deadlines.

Chapter 8 summarizes contributions received, expenses incurred, and reimbursements paid to each candidate for the 2024 election, organized by constituency.

Chapter 9 provides a comparative summary of expenses incurred by, and public reimbursements paid to, registered political parties following provincial general elections held between 1975 and 2024.

Chapter 10 offers a comparative summary of the contributions received, expenses incurred, and public reimbursements paid to election candidates, by party, for all general elections held between 1975 and 2024.

Chapter 11 presents a comparative summary of the numbers of candidates nominated, candidate returns filed and candidates reimbursed in provincial elections that have occurred between 1991 and 2024.

Following Saskatchewan's 2020 Provincial Election, the Chief Electoral Officer undertook, for the first time, an administrative review of the province's political finance regime. This review included observations of how the system functioned as well as offering several administrative commitments to improvement. **Chapter 12** revisits that initial review, provides updates on those commitments, and presents a renewed assessment of the political finance administrative framework. It also outlines further commitments that will be revisited following Saskatchewan's 2028 election.

Every registered political party and every candidate must appoint an auditor. An audit is not required if a candidate's total election expenses, total contributions, and net fundraising proceeds are each less than \$1,000.





Total expenditures during the 2024 General Election



3

CHAPTER THREE

2024 General Election Expenditures: Spending at a Glance

2024 GENERAL ELECTION EXPENDITURES: SPENDING AT A GLANCE

Spending at a Glance

	Total Expenditures	% of Total Spending
Central Administration	\$ 16,903,173	56%
Field/Constituency	9,498,192	31%
Election Expenses and Audit Fee Reimbursement		
Registered Political Parties	1,036,450	3%
Candidates	3,022,706	10%
Total	\$ 30,460,521	100%

Expenditure Details

	Total Expenditures	% of Total Expenditures
Central Administration		
<i>Administration</i>		
Staffing	\$ 4,200,209	14%
Payroll Taxes/Service Fees	317,860	1%
Field/Constituency Supervisors	294,275	1%
Contractual Services	5,043,296	17%
Communications	1,660,652	5%
Computer Hardware, Software, Website, and Subscriptions	613,878	2%
Office Rent, Furniture, and Equipment	814,548	3%
Travel/Business	718,936	2%
Postage, Courier, and Freight	1,931,426	6%
Office Supplies	579,572	2%
Printing	572,985	2%
Telephone/Internet	155,536	1%
Total Central Administration Expenditures	\$ 16,903,173	56%
Field/Constituency		
<i>Election Officials - Salaries</i>		
Returning Office Staff		
<i>Returning Officers</i>	\$ 1,371,015	4%
<i>Election Clerks</i>	901,723	3%
<i>Other Office Staff</i>	878,776	3%
	\$ 3,151,514	10%

	Total Expenditures	% of Total Expenditures
Poll Officials		
<i>Supervisory Deputy Returning Officer</i>	\$ 296,141	1%
<i>Deputy Returning Officer</i>	1,092,621	3%
<i>Poll Clerk/Ballot Box Officer</i>	794,240	3%
<i>Other Poll Staff</i>	535,206	2%
	\$ 2,718,208	9%
Total Salaries	\$ 5,869,722	19%
<i>Administration</i>		
Office Rent and Utilities	\$ 941,672	4%
Office Furniture and Equipment	821,167	3%
Poll Rentals	525,638	2%
Printing - Forms and Ballots	324,186	1%
Janitorial, Snow Removal, etc.	146,713	0%
Travel/Business	592,562	2%
Telephone/Internet	238,530	1%
Office Supplies	23,436	0%
Postage, Courier, and Freight	14,565	0%
Total Administration	\$ \$3,628,470	12%
Total Field/Constituency Expenditures	\$ 9,498,192	31%
<i>Election Expenses and Audit Fee Reimbursements</i>		
<i>Registered Political Parties</i>		
Election Expenses	\$ 1,017,734	3%
Auditors' Fees	18,716	0%
	\$ 1,036,450	3%
<i>Candidates</i>		
Election Expenses	\$ 2,834,408	9%
Auditors' Fees	188,297	1%
	\$ 3,022,706	10%
Total Reimbursements	\$ 4,059,156	13%
Total General Election Expenditures	\$ 30,460,521	100%





\$572,995

Amount spent on printing services for the
2024 General Election

4

CHAPTER FOUR

Central Administration Overview

This chapter provides additional details on costs classified within the Central Administration category, including costs of central oversight of the election, as well as support costs which could not be readily assigned to a specific constituency, and services which were provided to each constituency.

In Saskatchewan and elsewhere in Canada, the administration of elections has gradually undergone a transition due largely to technological and logistical changes, resulting in increased consistency, efficiency, and integrity.

This approach contrasts with the province's earliest elections more than a century ago, which were highly decentralized, due primarily to technological and logistical constraints. A decentralized approach continued for many years, with Returning Officers administering elections within their constituency and exercising considerable autonomy and authority. Earlier versions of *The Election Act, 1996* reflect this model, assigning substantial responsibility for election administration to local Returning Officers, largely

independent of the Chief Electoral Officer and Elections Saskatchewan. Over time, and through a series of legislative amendments, many of these tasks have been reassigned to the Chief Electoral Officer, creating greater consistency and efficiency. In the future, it is likely that certain tasks and responsibilities will continue to move toward the centre while constituency Returning Officers and election clerks maintain responsibility for direct implementation within their communities.

One primary driver behind this trend toward centralization has been the growing expectation—and requirement—for consistent election administration across the province. It is essential that, to the extent possible, every voter, candidate, and registered political party is treated the same, regardless



of their location. Centralization of certain activities also brings about efficiencies such as buying supplies in bulk and a standardized approach to purchasing and expenses.

Recent elections across Canada have further underscored another important rationale for centralization: an increased focus on electoral integrity and security. Greater centralization and standardization enable an election management body to ensure that equipment, processes,

and training are applied consistently throughout the jurisdiction. This consistency supports system-wide integrity and fosters high levels of confidence in an election management body—an essential feature in a democracy.

The sub-categories of expenses within the Central Administration category are outlined in the table below. While some may be self-explanatory, others require additional context, which is presented after the table.

Central Administration	
Staffing	\$ 4,200,209
Payroll Taxes/Service Fees	317,860
Field/Constituency Supervisors	294,275
Contractual Services	5,043,296
Communications, Advertising, and Promotional Items	1,660,652
Computer Hardware/Software, Website, and Subscriptions	613,878
Office Rent, Furniture, and Equipment	814,548
Travel/Business	718,936
Postage, Courier, and Freight	1,931,426
Office Supplies	579,572
Printing	572,985
Telephone/Internet	155,536
Total	\$ 16,903,173



Recent elections across Canada have further underscored another important rationale for centralization: an increased focus on electoral integrity and security. Greater centralization and standardization enable an election management body to ensure that equipment, processes, and training are applied consistently throughout the jurisdiction.

Staffing - \$4,200,209

The staffing sub-category includes salary expenses for temporary workers related to the central operations of Elections Saskatchewan in the lead-up and delivery of the province's 30th General Election. This includes temporary staffing for all services lines during the election period, additional finance team members to support the processing of candidate and registered political party expense returns, staff assigned to administer Vote by Mail, and short-term election officials hired to count ballots centrally during the Second Preliminary Count and the Final Count.

Payroll Taxes/Service Fees - \$317,860

This sub-category consists primarily of required employer Canada Pension Plan and Employment Insurance premiums for temporary workers, including Returning Officers, election clerks, and election officials.

Field/Constituency Supervisors - \$294,275

Supervisory Returning Officers (SROs) provide valuable local oversight within their zone or area of responsibility. During Saskatchewan's 30th General Election, Elections Saskatchewan employed 10 regional SROs, each serving as a link between a number of constituencies and head office. There was also an additional SRO who worked primarily with First Nations communities, liaising with both Returning Officers and Elections Saskatchewan's head office team.

Contractual Services - \$5,043,296

The Contractual Services sub-category captures costs related to a variety of contractual relationships between Elections Saskatchewan and external contractors during the planning, preparation, and delivery of the election. These contracts relate to all aspects of the organization and of election preparation.

A significant portion of these expenses related to the Saskatchewan Election Management Systems (SEMS) and the use of electronic poll books. Direct support of SEMS and electronic poll book licensing cost \$664,000. Additional internal SEMS support along with broad project management cost just under \$324,000.


Contractual support and consulting services throughout the election cycle totalled \$853,000. These resources supported operational activities at head office and in the field, issues management, and assessment work. Event-related work on

the Elections Saskatchewan website, including development of the live results reporting site, cost about \$294,000.

Another significant expenditure in this Contractual Services sub-category was about \$170,000 for an external call centre to provide 24-hour service to voters throughout the busiest parts of the election period. The call centre answered just over 8,030 calls from the public while in operation between August 1 and October 31.

External expertise for legal and human resource matters cost about \$138,000 and \$127,000, respectively. Engaging a cyber security vendor to offer advice and recommendations for protecting vital IT systems before and during the election cost just under \$148,000.

Elections Saskatchewan contracted with CIVIX, a registered charity, to deliver its "Student Vote" program in schools throughout the province as well as a "Democracy Bootcamp" professional development event to teachers. This engagement cost \$140,000.



Communications, Advertising & Promotional Items - \$1,660,652

This sub-category encompasses a range of communication-related costs, leading to, during, and after the General Election. A significant portion—just over \$1 million—was spent on advertising and media placement across digital platforms, social media, newspapers, radio, billboards, and other channels. While some advertising was discretionary and informational in nature, a portion was legislatively required, such as newspaper advertisements listing candidate names and political affiliations. Most advertising activity occurred between October 1 and October 28, with some earlier placements focusing on voter registration and election worker recruitment.

About \$410,000 was spent on media planning and the design/production of communication materials, including creative platforms as well as items such as signage/posters, manuals, and voters guides. Costs in this sub-category also include about \$46,000 in signage for use at returning offices and voting locations.

Computer Hardware/Software, Website, and Subscriptions - \$613,878

Within this sub-category, about \$157,000 was spent on laptops and monitors for Field Leadership Team members, with an additional \$37,000 spent on computer hardware for term head office staff. The laptops that served as electronic poll books in voting stations were rented from a provincial election management body for just over \$150,000.

Office Rent, Furniture, and Equipment - \$814,548

The most significant expenditure in this sub-category was about \$440,000 for the rental of additional office space to accommodate support staff, along with \$124,000 for the space used by Elections Saskatchewan's Vote by Mail team. This sub-category also includes rental costs of about \$50,000 for additional head office furniture.

Extra warehouse space, in addition to Elections Saskatchewan's permanent facility, was leased for just under \$80,000.

Travel/Business - \$718,936

The travel/business sub-category includes a range of costs incurred throughout the entire electoral cycle, primarily related to field leadership training activities. Just over \$590,000 was



spent on in-province travel, meals, and accommodations for training events in advance of the General Election.

Postage, Courier, and Freight - \$1,931,426

This sub-category consists primarily of four significant expenditures. Approximately \$352,000 was spent on shipping monotoners of supplies from Elections Saskatchewan's Regina warehouse to constituency returning offices and returning them following the election. About \$808,000 was spent to deliver Voter Information Cards to voters across the entire province. A further \$486,000 was spent to deliver a Voter Information Letter to every household in early September 2024. Finally, the cost of delivering Vote by Mail packages and providing business reply mail service totalled approximately \$111,000.

Office Supplies - \$579,572

Throughout the writ period, Elections Saskatchewan operates 61 fully functional returning offices across the province. Provisioning these offices with sufficient supplies is a significant undertaking. Most supplies are purchased centrally in advance of the election, shipped to each constituency and, following the election, are returned for storage or reuse during future electoral events.

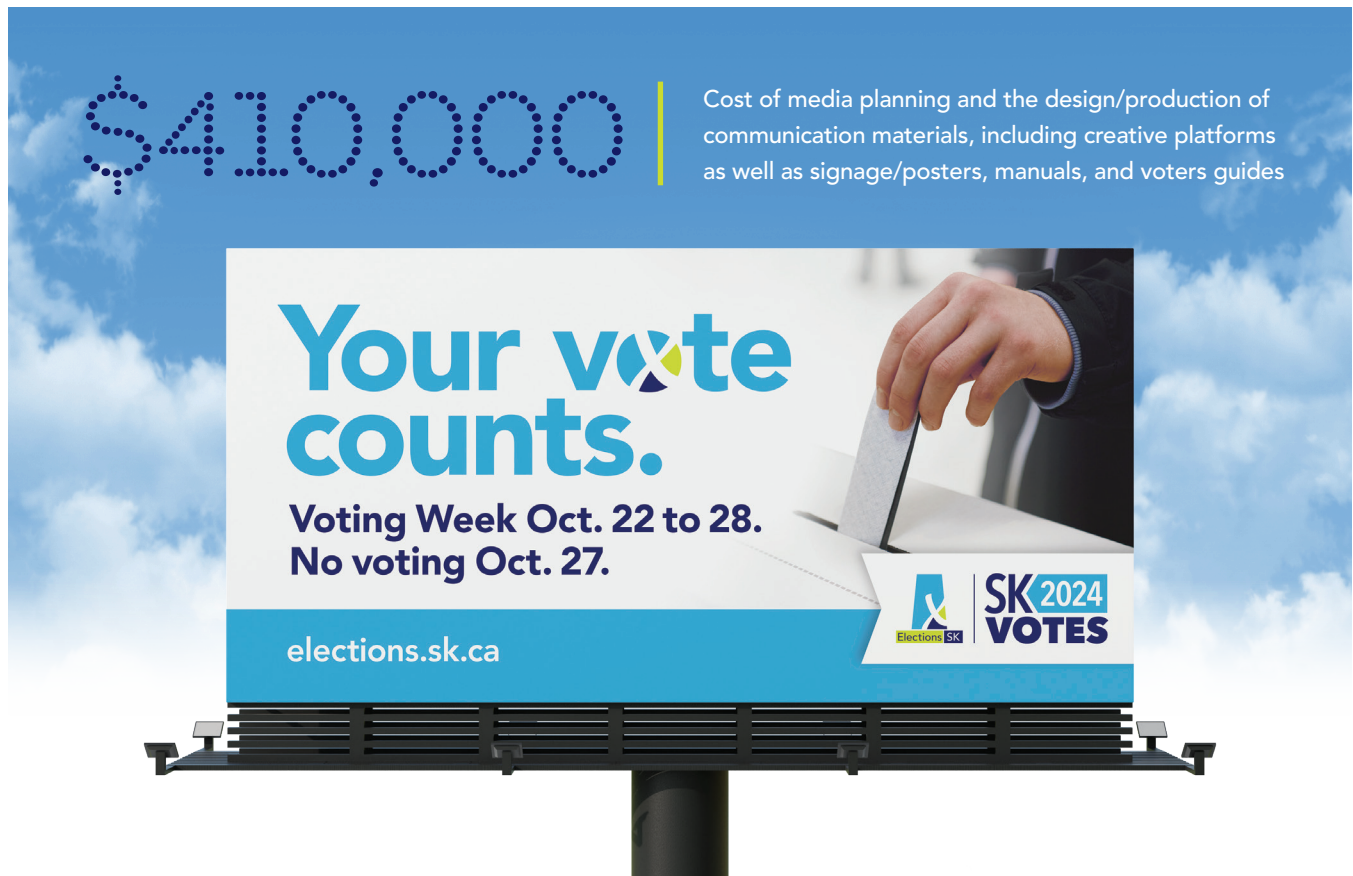
In addition, each voting location must be equipped with adequate office supplies to ensure effective service to voters and to address issues that election officials may arise during voting operations.

Printing - \$572,985

While technology was used in Saskatchewan's 30th General Election to a far greater extent than it has been in past events, this does not mean that there is not still a significant amount of paper forms, guides, and manuals that must all be printed. The most significant item within this subcategory was about \$333,000 for the pre-printing of ballots and Form "B" ballots as well as printing required forms and guides. Just over \$154,000 was spent printing Voter Information Cards (VICs) which were delivered to registered voters in the province.

Telephone/Internet - \$155,536

This sub-category includes all costs related to telephones as well as the direct costs related to the internal call centre used to support returning offices with IT, finance, and operational questions.



Constituency Expenditures by Category

Election Officials - Salaries	\$5,869,722
Office Rent & Utilities	\$941,672
Office Furniture & Equipmen	\$821,167
Poll Rentals	\$525,638
Printing - Forms & Ballots	\$324,186
Travel/ Business	\$592,562
Contractual Services	\$146,713
Telephone/ Internet	\$238,530
Office Supplies	\$23,436
Postage, Courier & Freight	\$14,565
Total Field/Constituency Expenditures	\$3,628,470
Candidate Expense Reimbursement	\$2,834,408
Candidate Auditor Reimbursement	\$188,297
Candidate Reimbursements	\$3,022,706



5

CHAPTER FIVE

2024 General Election Constituency Expenditures by Category

2024 GENERAL ELECTION: CONSTITUENCY EXPENDITURES BY CATEGORY

	Election Officials - Salaries	Office Rent & Utilities	Office Furniture & Equipment	Poll Rentals	Printing - Forms & Ballots	Travel/ Business	Contractual Services	
Athabasca	\$ 83,185	\$ 5,710	\$ 9,865	\$ 12,450	\$ 5,742	\$ 26,046	\$ -	
Batoche	98,534	7,200	12,264	11,750	5,448	14,834	904	
Cannington	106,315	18,150	8,384	12,900	7,370	22,770	564	
Canora-Pelly	109,205	9,000	13,504	12,200	5,288	17,811	145	
Carrot River Valley	99,317	6,000	9,577	10,250	5,814	13,312	1,855	
Cumberland	130,261	14,351	11,882	11,950	6,179	27,950	2,584	
Cut Knife-Turtleford	91,050	4,350	13,202	12,900	6,392	19,435	513	
Cypress Hills	110,157	7,675	14,251	16,500	7,891	18,965	1,382	
Dakota-Arm River	97,772	10,975	16,080	10,350	6,146	16,019	827	
Estevan-Big Muddy	90,856	8,376	15,237	8,350	5,142	9,584	2,574	
Humboldt-Watrous	111,489	9,450	15,908	9,900	5,788	10,356	1,272	
Kelvington-Wadena	108,212	7,500	11,119	11,595	6,427	14,458	-	
Kindersley-Biggar	107,445	19,000	19,023	11,995	5,932	26,250	1,834	
Last Mountain-Touchwood	107,550	4,500	11,882	15,150	7,612	23,454	990	
Lloydminster	89,704	18,250	17,034	8,550	5,666	10,772	11,265	
Lumsden-Morse	95,305	18,933	13,250	10,710	6,276	16,697	1,075	
Martensville-Blairmore	76,067	13,160	9,397	6,131	4,789	4,881	1,015	
Meadow Lake	122,556	6,800	11,946	10,200	5,415	24,674	276	
Melfort	115,456	6,978	15,364	11,600	5,470	11,576	1,201	
Melville-Saltcoats	78,029	16,500	12,296	7,550	4,967	15,102	-	
Moose Jaw North	80,971	18,933	12,995	5,400	4,535	2,527	769	
Moose Jaw Wakamow	89,768	18,933	15,094	7,500	4,535	3,056	2,777	
Moosomin-Montmartre	115,270	11,185	12,630	11,375	7,233	17,820	235	
Prince Albert Carlton	82,567	9,670	15,651	6,000	4,665	2,934	641	
Prince Albert Northcote	102,734	9,670	11,151	9,000	5,399	5,265	606	
Regina Coronation Park	89,132	18,750	14,569	6,000	5,006	1,855	7,558	
Regina Douglas Park	84,127	18,750	14,569	6,025	4,535	2,435	6,239	
Regina Elphinstone-Centre	107,344	18,750	14,569	7,500	5,078	2,028	10,125	
Regina Lakeview	80,914	20,000	14,569	5,300	5,006	1,143	6,199	
Regina Mount Royal	90,551	9,500	14,887	4,600	4,935	3,400	1,645	
Regina Northeast	85,361	25,750	12,939	6,390	3,724	3,684	601	
Regina Pasqua	93,425	15,279	13,504	5,700	3,792	2,700	502	
Regina Rochdale	85,936	9,500	12,614	6,300	4,935	3,154	1,657	

Telephone/ Internet	Office Supplies	Postage, Courier & Freight	Total Field/ Constituency Expenditures	Candidate Expense Reimbursement	Candidate Auditor Reimbursement	Candidate Reimbursements	Total Constituency Expenditures	% of Total Expenditures
\$ 3,467	\$ 141	\$ 1,566	\$ 64,987	\$ 45,588	\$ 1,179	\$ 46,767	\$ 194,940	1.6%
3,488	560	86	56,534	43,459	3,534	46,993	202,061	1.6%
3,435	259	131	73,963	23,474	3,535	27,009	207,287	1.7%
3,440	196	109	61,695	52,341	3,535	55,875	226,775	1.8%
3,337	513	395	51,053	30,966	3,535	34,501	184,871	1.5%
4,891	889	1,560	82,236	50,061	2,358	52,419	264,916	2.1%
4,014	216	506	61,527	29,903	3,535	33,437	186,014	1.5%
3,690	561	703	71,619	30,482	2,358	32,840	214,616	1.7%
3,345	103	517	64,361	38,515	4,714	43,229	205,362	1.6%
3,450	264	39	53,016	22,151	4,714	26,865	170,737	1.4%
3,562	473	563	57,272	19,274	5,890	25,164	193,925	1.5%
3,499	141	248	54,986	41,994	3,535	45,529	208,727	1.7%
3,335	1,742	441	89,550	36,080	3,537	39,617	236,612	1.9%
3,546	437	249	67,820	47,074	3,535	50,608	225,978	1.8%
4,028	464	301	76,330	24,618	3,535	28,152	194,186	1.6%
3,934	297	113	71,286	98,517	4,716	103,233	269,824	2.2%
4,120	255	86	43,834	35,608	2,358	37,966	157,867	1.3%
3,966	188	148	63,613	44,973	3,535	48,507	234,677	1.9%
4,163	271	727	57,352	26,166	2,358	28,523	201,331	1.6%
4,002	131	396	60,944	34,488	2,358	36,846	175,819	1.4%
3,956	289	157	49,561	57,426	2,358	59,784	190,317	1.5%
4,117	185	160	56,358	50,678	2,358	53,036	199,163	1.6%
4,103	380	111	65,071	28,766	3,535	32,301	212,642	1.7%
3,906	222	315	44,003	51,484	3,251	54,735	181,306	1.4%
4,051	459	537	46,138	62,796	3,534	66,330	215,201	1.7%
4,039	558	-	58,335	60,334	2,358	62,692	210,158	1.7%
3,944	583	-	57,080	37,443	2,358	39,801	181,008	1.4%
4,087	512	-	62,649	45,068	4,714	49,782	219,775	1.8%
3,888	538	-	56,644	48,884	2,358	51,242	188,800	1.5%
3,963	339	22	43,291	39,841	2,358	42,199	176,041	1.4%
4,024	366	-	57,477	74,217	2,358	76,575	219,413	1.8%
3,792	248	-	45,517	55,290	2,358	57,648	196,589	1.6%
3,903	-	-	42,062	55,419	2,358	57,777	185,775	1.5%

Continued on next page



2024 GENERAL ELECTION: CONSTITUENCY EXPENDITURES BY CATEGORY (CONTINUED)

	Election Officials - Salaries	Office Rent & Utilities	Office Furniture & Equipment	Poll Rentals	Printing - Forms & Ballots	Travel/ Business	Contractual Services	
Regina South Albert	97,168	20,750	12,900	5,400	4,207	1,159	879	
Regina University	93,762	25,750	14,433	6,000	3,724	2,134	555	
Regina Walsh Acres	88,951	9,500	13,711	6,600	5,006	2,517	1,575	
Regina Wascana Plains	74,741	25,750	11,587	5,400	4,892	1,925	415	
Rosetown-Delisle	94,044	7,419	13,186	11,925	6,496	20,286	1,320	
Rosthern-Shellbrook	94,918	3,765	12,598	12,825	6,064	20,449	297	
Saskatchewan Rivers	122,063	12,000	11,278	14,610	6,251	20,515	27,059	
Saskatoon Centre	84,534	28,175	14,039	6,000	4,402	2,351	914	
Saskatoon Chief Mistawasis	97,390	22,160	14,501	7,494	5,139	4,197	3,653	
Saskatoon Churchill-Wildwood	101,489	22,160	15,693	6,594	4,391	5,364	3,308	
Saskatoon Eastview	97,284	22,032	12,704	6,300	4,757	3,692	1,632	
Saskatoon Fairview	95,517	26,910	15,900	10,020	4,844	4,691	1,527	
Saskatoon Meewasin	102,317	20,860	14,151	5,400	4,771	3,356	1,365	
Saskatoon Nutana	78,797	21,960	12,895	6,000	4,763	1,709	1,660	
Saskatoon Riversdale	84,834	28,175	14,326	5,050	5,134	3,382	3,674	
Saskatoon Silverspring	79,864	19,700	12,879	6,000	4,759	3,637	3,352	
Saskatoon Southeast	98,347	25,130	13,547	6,948	5,194	4,627	2,915	
Saskatoon Stonebridge	89,176	25,130	11,702	5,694	4,097	5,415	2,693	
Saskatoon University-Sutherland	107,525	13,160	13,626	7,794	4,099	2,750	3,138	
Saskatoon Westview	86,959	26,910	15,820	5,400	4,407	2,974	872	
Saskatoon Willowgrove	96,757	23,052	15,518	7,094	5,562	2,883	3,550	
Swift Current	96,439	11,592	15,031	7,500	4,671	2,542	805	
The Battlefords	94,285	9,000	13,250	7,500	4,500	5,743	3,596	
Warman	82,735	11,750	13,997	8,172	4,973	8,064	318	
Weyburn-Bengough	98,024	22,064	13,520	9,150	5,949	11,314	3,972	
White City-Qu'Appelle	97,517	13,500	11,852	8,550	5,792	15,610	-	
Wood River	114,058	12,252	13,910	14,600	7,395	28,020	1,553	
Yorkton	103,663	13,538	11,406	5,547	4,820	4,313	288	
Total Constituency Expenditures	\$ 5,869,722	\$ 941,672	\$ 821,167	\$ 525,638	\$ 324,186	\$ 592,562	\$ 146,713	

Telephone/ Internet	Office Supplies	Postage, Courier & Freight	Total Field/ Constituency Expenditures	Candidate Expense Reimbursement	Candidate Auditor Reimbursement	Candidate Reimbursements	Total Constituency Expenditures	% of Total Expenditures
4,035	130	-	49,459	54,590	2,358	56,948	203,576	1.6%
3,977	96	-	56,669	44,783	3,537	48,320	198,751	1.6%
3,817	76	-	42,802	39,407	2,358	41,765	173,518	1.4%
3,915	184	-	54,068	50,348	5,893	56,241	185,050	1.5%
4,243	163	370	65,407	36,942	2,358	39,300	198,751	1.6%
4,124	474	31	60,625	35,383	3,537	38,920	194,463	1.6%
4,332	285	225	96,555	50,260	4,713	54,973	273,591	2.2%
4,052	215	26	60,174	64,881	1,179	66,060	210,768	1.7%
3,990	448	141	61,723	58,760	2,358	61,118	220,231	1.8%
4,150	628	170	62,458	54,501	2,358	56,859	220,806	1.8%
3,980	287	91	55,473	48,055	2,358	50,413	203,170	1.6%
4,260	548	117	68,818	55,771	2,358	58,129	222,463	1.8%
3,552	528	111	54,093	41,518	2,358	43,876	200,286	1.6%
3,910	850	119	53,865	46,785	2,358	49,143	181,805	1.5%
3,908	210	79	63,938	49,506	2,358	51,864	200,636	1.6%
3,689	-	373	54,389	47,285	2,358	49,643	183,896	1.5%
3,440	163	323	62,286	59,386	2,358	61,744	222,376	1.8%
3,774	375	62	58,942	65,672	2,358	68,030	216,148	1.7%
4,631	681	61	49,939	58,782	3,535	62,317	219,781	1.8%
4,271	290	158	61,103	61,990	2,358	64,348	212,410	1.7%
4,038	547	17	62,260	63,298	2,358	65,656	224,673	1.8%
3,971	345	63	46,520	45,010	2,358	47,368	190,326	1.5%
3,759	364	166	47,878	49,343	2,358	51,701	193,865	1.5%
3,842	525	114	51,754	31,863	3,537	35,400	169,889	1.4%
4,182	537	278	70,965	31,935	3,535	35,469	204,458	1.6%
4,026	176	913	60,418	50,552	3,535	54,087	212,021	1.7%
4,184	816	130	82,860	52,188	4,714	56,902	253,820	2.0%
3,995	717	239	44,863	42,236	5,893	48,128	196,655	1.6%
\$ 238,530	\$ 23,436	\$ 14,565	\$ 3,628,470	\$ 2,834,408	\$ 188,297	\$ 3,022,706	\$ 12,520,898	100%





25996

Total constituency expenditures during the 2024 General Election



6

CHAPTER SIX

2024 General Election Constituency Expenditures

ATHABASCA

Spending at a Glance

	Total Expenditures	% of Total Expenditures	% of Total in the Province
Election Officials - Salaries	\$ 83,185	43%	1.4%
Administration	64,987	33%	1.8%
Field/Constituency Expenditures	148,173	76%	1.6%
Candidate Reimbursements Paid	46,767	24%	1.5%
Constituency Expenditures	\$ 194,940	100%	1.6%

Expenditure Details

	Total Expenditures	% of Total Expenditures
Field/Constituency		
<i>Election Officials - Salaries</i>		
Returning Office Staff		
<i>Returning Officers</i>	\$ 15,988	8%
<i>Election Clerks</i>	13,664	7%
<i>Other Office Staff</i>	17,492	9%
	\$ 47,144	24%
Poll Officials		
<i>Supervisory Deputy Returning Officer</i>	\$ 2,226	1%
<i>Deputy Returning Officer</i>	18,424	9%
<i>Poll Clerks</i>	13,480	7%
<i>Other Poll Staff</i>	1,912	1%
	\$ 36,041	18%
Total Salaries	\$ 83,185	43%

	Total Expenditures	% of Total Expenditures
<i>Administration</i>		
Office Rent and Utilities	\$ 5,710	3%
Office Furniture and Equipment	9,865	5%
Poll Rentals	12,450	6%
Printing - Forms and Ballots	5,742	3%
Travel/Business	26,046	13%
Janitorial, Snow Removal, etc.	-	0%
Telephone/Internet	3,467	2%
Office Supplies	141	0%
Postage, Courier, and Freight	1,566	1%
Total Administration	\$ 64,987	33%
Total Field/Constituency Expenditures	\$ 148,173	76%
<i>Candidate Reimbursements</i>		
Candidate Election Expenses	\$ 45,588	23%
Auditors' Fees	1,179	1%
Total Candidate Reimbursements	\$ 46,767	24%
Total Constituency Expenditures	\$ 194,940	100%

Candidates' Election Expense Reimbursement Details

Candidate	Contributions Received (\$)	Total of Expenses (\$ (a))	Total of Reimbursable Expenses (\$)	Amount of Reimbursement (\$)
Leroy Laliberte (NDP)	29,143	26,563	26,078	15,647
Jim Lemaigre (SP)	69,050	65,511	49,903	29,942
Raven Reid (SGP)	-	-	-	(b)

(a) Maximum allowable election expenses for each candidate was \$94,665.

(b) Candidate was not eligible for a reimbursement of their election expenses pursuant to subsection 265(1) of *The Election Act, 1996*.



BATOUCHE

Spending at a Glance

	Total Expenditures	% of Total Expenditures	% of Total in the Province
Election Officials - Salaries	\$ 98,534	49%	1.7%
Administration	56,534	28%	1.6%
Field/Constituency Expenditures	155,068	77%	1.6%
Candidate Reimbursements Paid	46,993	23%	1.6%
Constituency Expenditures	\$ 202,061	100%	1.6%

Expenditure Details

	Total Expenditures	% of Total Expenditures
Field/Constituency		
<i>Election Officials - Salaries</i>		
Returning Office Staff		
<i>Returning Officers</i>	\$ 24,936	12%
<i>Election Clerks</i>	15,421	8%
<i>Other Office Staff</i>	16,524	8%
	\$ 56,880	28%
Poll Officials		
<i>Supervisory Deputy Returning Officer</i>	\$ 3,428	2%
<i>Deputy Returning Officer</i>	18,092	9%
<i>Poll Clerks</i>	12,419	6%
<i>Other Poll Staff</i>	7,716	4%
	\$ 41,654	21%
Total Salaries	\$ 98,534	49%

	Total Expenditures	% of Total Expenditures
<i>Administration</i>		
Office Rent and Utilities	\$ 7,200	4%
Office Furniture and Equipment	12,264	6%
Poll Rentals	11,750	6%
Printing - Forms and Ballots	5,448	3%
Travel/Business	14,834	7%
Janitorial, Snow Removal, etc.	904	0%
Telephone/Internet	3,488	2%
Office Supplies	560	0%
Postage, Courier, and Freight	86	0%
Total Administration	\$ 56,534	28%
Total Field/Constituency Expenditures	\$ 155,068	77%
<i>Candidate Reimbursements</i>		
Candidate Election Expenses	\$ 43,459	22%
Auditors' Fees	3,534	2%
Total Candidate Reimbursements	\$ 46,993	23%
Total Constituency Expenditures	\$ 202,061	100%

Candidates' Election Expense Reimbursement Details

Candidate	Contributions Received (\$)	Total of Expenses (\$ (a))	Total of Reimbursable Expenses (\$)	Amount of Reimbursement (\$)
Hamish Graham (SGP)	-	-	-	(b)
Trina Miller (NDP)	49,843	46,117	45,899	27,540
Darlene Rowden (SP)	37,500	26,532	26,532	15,919
Erin Nicole Spencer (SUP)	4,151	3,885	-	(b)

(a) Maximum allowable election expenses for each candidate was \$71,001.

(b) Candidate was not eligible for a reimbursement of their election expenses pursuant to subsection 265(1) of *The Election Act, 1996*.



CANNINGTON

Spending at a Glance

	Total Expenditures	% of Total Expenditures	% of Total in the Province
Election Officials - Salaries	\$ 106,315	51%	1.8%
Administration	73,963	36%	2.0%
Field/Constituency Expenditures	180,278	87%	1.9%
Candidate Reimbursements Paid	27,009	13%	0.9%
Constituency Expenditures	\$ 207,287	100%	1.7%

Expenditure Details

	Total Expenditures	% of Total Expenditures
Field/Constituency		
<i>Election Officials - Salaries</i>		
Returning Office Staff		
<i>Returning Officers</i>	\$ 25,526	12%
<i>Election Clerks</i>	15,652	8%
<i>Other Office Staff</i>	17,036	8%
	\$ 58,214	28%
Poll Officials		
<i>Supervisory Deputy Returning Officer</i>	\$ 1,208	1%
<i>Deputy Returning Officer</i>	25,519	12%
<i>Poll Clerks</i>	17,034	8%
<i>Other Poll Staff</i>	4,341	2%
	\$ 48,102	23%
Total Salaries	\$ 106,315	51%

	Total Expenditures	% of Total Expenditures
Administration		
Office Rent and Utilities	\$ 18,150	9%
Office Furniture and Equipment	8,384	4%
Poll Rentals	12,900	6%
Printing - Forms and Ballots	7,370	4%
Travel/Business	22,770	11%
Janitorial, Snow Removal, etc.	564	0%
Telephone/Internet	3,435	2%
Office Supplies	259	0%
Postage, Courier, and Freight	131	0%
Total Administration	\$ 73,963	36%
Total Field/Constituency Expenditures		
	\$ 180,278	87%
Candidate Reimbursements		
Candidate Election Expenses	\$ 23,474	11%
Auditors' Fees	3,535	2%
Total Candidate Reimbursements	\$ 27,009	13%
Total Constituency Expenditures		
	\$ 207,287	100%

Candidates' Election Expense Reimbursement Details

Candidate	Contributions Received (\$)	Total of Expenses (\$ (a))	Total of Reimbursable Expenses (\$)	Amount of Reimbursement (\$)
Daryl Harrison (SP)	55,750	39,156	39,124	23,474
Barbara Helfrick (SUP)	-	-	-	(b)
Michelle Krieger (BPSK)	11,298	9,485	-	(b)
Natalie Lund-Clysdale (SGP)	-	-	-	(b)
Dianne Twietmeyer (NDP)	12,680	4,387	-	(b)

(a) Maximum allowable election expenses for each candidate was \$71,001.

(b) Candidate was not eligible for a reimbursement of their election expenses pursuant to subsection 265(1) of *The Election Act, 1996*.



CANORA-PELLY

Spending at a Glance

	Total Expenditures	% of Total Expenditures	% of Total in the Province
Election Officials - Salaries	\$ 109,205	48%	1.9%
Administration	61,695	27%	1.7%
Field/Constituency Expenditures	170,899	75%	1.8%
Candidate Reimbursements Paid	55,875	25%	1.8%
Constituency Expenditures	\$ 226,775	100%	1.8%

Expenditure Details

	Total Expenditures	% of Total Expenditures
Field/Constituency		
<i>Election Officials - Salaries</i>		
Returning Office Staff		
<i>Returning Officers</i>	\$ 23,810	10%
<i>Election Clerks</i>	19,187	8%
<i>Other Office Staff</i>	16,192	7%
	\$ 59,188	26%
Poll Officials		
<i>Supervisory Deputy Returning Officer</i>	\$ 3,698	2%
<i>Deputy Returning Officer</i>	23,492	10%
<i>Poll Clerks</i>	16,653	7%
<i>Other Poll Staff</i>	6,174	3%
	\$ 50,017	22%
Total Salaries	\$ 109,205	48%

	Total Expenditures	% of Total Expenditures
<i>Administration</i>		
Office Rent and Utilities	\$ 9,000	4%
Office Furniture and Equipment	13,504	6%
Poll Rentals	12,200	5%
Printing - Forms and Ballots	5,288	2%
Travel/Business	17,811	8%
Janitorial, Snow Removal, etc.	145	0%
Telephone/Internet	3,440	2%
Office Supplies	196	0%
Postage, Courier, and Freight	109	0%
Total Administration	\$ 61,695	27%
Total Field/Constituency Expenditures	\$ 170,899	75%
<i>Candidate Reimbursements</i>		
Candidate Election Expenses	\$ 52,341	23%
Auditors' Fees	3,535	2%
Total Candidate Reimbursements	\$ 55,875	25%
Total Constituency Expenditures	\$ 226,775	100%

Candidates' Election Expense Reimbursement Details

Candidate	Contributions Received (\$)	Total of Expenses (\$) (a)	Total of Reimbursable Expenses (\$)	Amount of Reimbursement (\$)
Wynn Fedorchuk (NDP)	24,061	27,743	27,339	16,404
Casimira Rimando (SGP)	-	-	-	(b)
Niall Schofield (BPSK)	1,450	1,988	-	(b)
Sean Wilson (SP)	85,415	60,115	59,895	35,937

(a) Maximum allowable election expenses for each candidate was \$71,001.

(b) Candidate was not eligible for a reimbursement of their election expenses pursuant to subsection 265(1) of *The Election Act, 1996*.



CARROT RIVER VALLEY

Spending at a Glance

	Total Expenditures	% of Total Expenditures	% of Total in the Province
Election Officials - Salaries	\$ 99,317	54%	1.7%
Administration	51,053	28%	1.4%
Field/Constituency Expenditures	150,370	81%	1.6%
Candidate Reimbursements Paid	34,501	19%	1.1%
Constituency Expenditures	\$ 184,871	100%	1.5%

Expenditure Details

	Total Expenditures	% of Total Expenditures
Field/Constituency		
<i>Election Officials - Salaries</i>		
Returning Office Staff		
<i>Returning Officers</i>	\$ 32,304	17%
<i>Election Clerks</i>	15,848	9%
<i>Other Office Staff</i>	14,425	8%
	\$ 62,577	34%
Poll Officials		
<i>Supervisory Deputy Returning Officer</i>	\$ -	0%
<i>Deputy Returning Officer</i>	19,863	11%
<i>Poll Clerks</i>	14,228	8%
<i>Other Poll Staff</i>	2,649	1%
	\$ 36,740	20%
Total Salaries	\$ 99,317	54%

	Total Expenditures	% of Total Expenditures
Administration		
Office Rent and Utilities	\$ 6,000	3%
Office Furniture and Equipment	9,577	5%
Poll Rentals	10,250	6%
Printing - Forms and Ballots	5,814	3%
Travel/Business	13,312	7%
Janitorial, Snow Removal, etc.	1,855	1%
Telephone/Internet	3,337	2%
Office Supplies	513	0%
Postage, Courier, and Freight	395	0%
Total Administration	\$ 51,053	28%
Total Field/Constituency Expenditures	\$ 150,370	81%
Candidate Reimbursements		
Candidate Election Expenses	\$ 30,966	17%
Auditors' Fees	3,535	2%
Total Candidate Reimbursements	\$ 34,501	19%
Total Constituency Expenditures	\$ 184,871	100%

Candidates' Election Expense Reimbursement Details

Candidate	Contributions Received (\$)	Total of Expenses (\$ (a))	Total of Reimbursable Expenses (\$)	Amount of Reimbursement (\$)
Liam Becker Lau (SGP)	-	-	-	(b)
CJ Binkley (NDP)	10,946	10,783	10,733	6,440
Terri Bromm (SP)	70,373	40,878	40,878	24,527
Shauna Stanley Seymour (SUP)	17,617	15,374	-	(b)

(a) Maximum allowable election expenses for each candidate was \$71,001.

(b) Candidate was not eligible for a reimbursement of their election expenses pursuant to subsection 265(1) of *The Election Act, 1996*.



CUMBERLAND

Spending at a Glance

	Total Expenditures	% of Total Expenditures	% of Total in the Province
Election Officials - Salaries	\$ 130,261	49%	2.2%
Administration	82,236	31%	2.3%
Field/Constituency Expenditures	212,497	80%	2.2%
Candidate Reimbursements Paid	52,419	20%	1.7%
Constituency Expenditures	\$ 264,916	100%	2.1%

Expenditure Details

	Total Expenditures	% of Total Expenditures
Field/Constituency		
<i>Election Officials - Salaries</i>		
Returning Office Staff		
<i>Returning Officers</i>	\$ 24,637	9%
<i>Election Clerks</i>	17,836	7%
<i>Other Office Staff</i>	25,333	10%
	\$ 67,807	26%
Poll Officials		
<i>Supervisory Deputy Returning Officer</i>	\$ 14,119	5%
<i>Deputy Returning Officer</i>	21,922	8%
<i>Poll Clerks</i>	16,448	6%
<i>Other Poll Staff</i>	9,966	4%
	\$ 62,455	24%
Total Salaries	\$ 130,261	49%

	Total Expenditures	% of Total Expenditures
Administration		
Office Rent and Utilities	\$ 14,351	5%
Office Furniture and Equipment	11,882	4%
Poll Rentals	11,950	5%
Printing - Forms and Ballots	6,179	2%
Travel/Business	27,950	11%
Janitorial, Snow Removal, etc.	2,584	1%
Telephone/Internet	4,891	2%
Office Supplies	889	0%
Postage, Courier, and Freight	1,560	1%
Total Administration	\$ 82,236	31%
Total Field/Constituency Expenditures	\$ 212,497	80%
Candidate Reimbursements		
Candidate Election Expenses	\$ 50,061	19%
Auditors' Fees	2,358	1%
Total Candidate Reimbursements	\$ 52,419	20%
Total Constituency Expenditures	\$ 264,916	100%

Candidates' Election Expense Reimbursement Details

Candidate	Contributions Received (\$)	Total of Expenses (\$ (a))	Total of Reimbursable Expenses (\$)	Amount of Reimbursement (\$)
Siwichis Bird-Paddy (SGP)	-	-	-	(b)
Nasser Dean Chalifoux (IND)	941	941	-	(b)
Jordan McPhail (NDP)	44,170	43,527	43,527	26,116
Gregory Seib (SP)	52,208	45,863	39,908	23,945

(a) Maximum allowable election expenses for each candidate was \$94,665.

(b) Candidate was not eligible for a reimbursement of their election expenses pursuant to subsection 265(1) of *The Election Act, 1996*.



CUT KNIFE-TURTLEFORD

Spending at a Glance

	Total Expenditures	% of Total Expenditures	% of Total in the Province
Election Officials - Salaries	\$ 91,050	49%	1.6%
Administration	61,527	33%	1.7%
Field/Constituency Expenditures	152,577	82%	1.6%
Candidate Reimbursements Paid	33,437	18%	1.1%
Constituency Expenditures	\$ 186,014	100%	1.5%

Expenditure Details

	Total Expenditures	% of Total Expenditures
Field/Constituency		
<i>Election Officials - Salaries</i>		
Returning Office Staff		
<i>Returning Officers</i>	\$ 22,885	12%
<i>Election Clerks</i>	10,997	6%
<i>Other Office Staff</i>	13,116	7%
	\$ 46,998	25%
Poll Officials		
<i>Supervisory Deputy Returning Officer</i>	\$ 579	0%
<i>Deputy Returning Officer</i>	21,732	12%
<i>Poll Clerks</i>	14,766	8%
<i>Other Poll Staff</i>	6,975	4%
	\$ 44,051	24%
Total Salaries	\$ 91,050	49%

	Total Expenditures	% of Total Expenditures
<i>Administration</i>		
Office Rent and Utilities	\$ 4,350	2%
Office Furniture and Equipment	13,202	7%
Poll Rentals	12,900	7%
Printing - Forms and Ballots	6,392	3%
Travel/Business	19,435	10%
Janitorial, Snow Removal, etc.	513	0%
Telephone/Internet	4,014	2%
Office Supplies	216	0%
Postage, Courier, and Freight	506	0%
Total Administration	\$ 61,527	33%
Total Field/Constituency Expenditures	\$ 152,577	82%
<i>Candidate Reimbursements</i>		
Candidate Election Expenses	\$ 29,903	16%
Auditors' Fees	3,535	2%
Total Candidate Reimbursements	\$ 33,437	18%
Total Constituency Expenditures	\$ 186,014	100%

Candidates' Election Expense Reimbursement Details

Candidate	Contributions Received (\$)	Total of Expenses (\$ (a))	Total of Reimbursable Expenses (\$)	Amount of Reimbursement (\$)
Holly Ennis (SGP)	-	-	-	(b)
Steve Gessner (SUP)	4,100	3,178	-	(b)
Clayton Poole (NDP)	9,555	9,637	9,637	5,782
James Thorsteinson (SP)	56,240	40,432	40,201	24,121

(a) Maximum allowable election expenses for each candidate was \$71,001.

(b) Candidate was not eligible for a reimbursement of their election expenses pursuant to subsection 265(1) of *The Election Act, 1996*.



CYPRESS HILLS

Spending at a Glance

	Total Expenditures	% of Total Expenditures	% of Total in the Province
Election Officials - Salaries	\$ 110,157	51%	1.9%
Administration	71,619	33%	2.0%
Field/Constituency Expenditures	181,776	85%	1.9%
Candidate Reimbursements Paid	32,840	15%	1.1%
Constituency Expenditures	\$ 214,616	100%	1.7%

Expenditure Details

	Total Expenditures	% of Total Expenditures
Field/Constituency		
<i>Election Officials - Salaries</i>		
Returning Office Staff		
<i>Returning Officers</i>	\$ 20,822	10%
<i>Election Clerks</i>	15,694	7%
<i>Other Office Staff</i>	16,437	8%
	\$ 52,952	25%
Poll Officials		
<i>Supervisory Deputy Returning Officer</i>	\$ 1,053	0%
<i>Deputy Returning Officer</i>	25,532	12%
<i>Poll Clerks</i>	18,009	8%
<i>Other Poll Staff</i>	12,612	6%
	\$ 57,205	27%
Total Salaries	\$ 110,157	52%

	Total Expenditures	% of Total Expenditures
<i>Administration</i>		
Office Rent and Utilities	\$ 7,675	4%
Office Furniture and Equipment	14,251	7%
Poll Rentals	16,500	8%
Printing - Forms and Ballots	7,891	4%
Travel/Business	18,965	9%
Janitorial, Snow Removal, etc.	1,382	1%
Telephone/Internet	3,690	2%
Office Supplies	561	0%
Postage, Courier, and Freight	703	0%
Total Administration	\$ 71,619	33%
Total Field/Constituency Expenditures	\$ 181,776	85%
<i>Candidate Reimbursements</i>		
Candidate Election Expenses	\$ 30,482	14%
Auditors' Fees	2,358	1%
Total Candidate Reimbursements	\$ 32,840	15%
Total Constituency Expenditures	\$ 214,616	100%

Candidates' Election Expense Reimbursement Details

Candidate	Contributions Received (\$)	Total of Expenses (\$ (a))	Total of Reimbursable Expenses (\$)	Amount of Reimbursement (\$)
Clare McNab (NDP)	15,406	14,173	13,789	8,274
Doug Steele (SP)	56,206	37,214	37,014	22,209
Doug Wilson (BPSK)	274	274	-	(b)

(a) Maximum allowable election expenses for each candidate was \$71,001.

(b) Candidate was not eligible for a reimbursement of their election expenses pursuant to subsection 265(1) of *The Election Act, 1996*.



DAKOTA-ARM RIVER

Spending at a Glance

	Total Expenditures	% of Total Expenditures	% of Total in the Province
Election Officials - Salaries	\$ 97,772	48%	1.7%
Administration	64,361	31%	1.8%
Field/Constituency Expenditures	162,133	79%	1.7%
Candidate Reimbursements Paid	43,229	21%	1.4%
Constituency Expenditures	\$ 205,362	100%	1.6%

Expenditure Details

	Total Expenditures	% of Total Expenditures
Field/Constituency		
<i>Election Officials - Salaries</i>		
Returning Office Staff		
<i>Returning Officers</i>	\$ 22,257	11%
<i>Election Clerks</i>	15,211	7%
<i>Other Office Staff</i>	17,013	8%
	\$ 54,481	27%
Poll Officials		
<i>Supervisory Deputy Returning Officer</i>	\$ 734	0%
<i>Deputy Returning Officer</i>	21,709	11%
<i>Poll Clerks</i>	15,091	7%
<i>Other Poll Staff</i>	5,756	3%
	\$ 43,291	21%
Total Salaries	\$ 97,772	48%

	Total Expenditures	% of Total Expenditures
Administration		
Office Rent and Utilities	\$ 10,975	5%
Office Furniture and Equipment	16,080	8%
Poll Rentals	10,350	5%
Printing - Forms and Ballots	6,146	3%
Travel/Business	16,019	8%
Janitorial, Snow Removal, etc.	827	0%
Telephone/Internet	3,345	2%
Office Supplies	103	0%
Postage, Courier, and Freight	517	0%
Total Administration	\$ 64,361	31%
Total Field/Constituency Expenditures	\$ 162,133	79%
Candidate Reimbursements		
Candidate Election Expenses	\$ 38,515	19%
Auditors' Fees	4,714	2%
Total Candidate Reimbursements	\$ 43,229	21%
Total Constituency Expenditures	\$ 205,362	100%

Candidates' Election Expense Reimbursement Details

Candidate	Contributions Received (\$)	Total of Expenses (\$ (a))	Total of Reimbursable Expenses (\$)	Amount of Reimbursement (\$)
Raymond L. Carrick (PC)	2,331	2,332	-	(b)
Darren Ebenal (SUP)	21,320	19,560	-	(b)
Barret Kropf (SP)	76,049	43,565	43,565	26,139
Joseph Reynolds (SGP)	-	-	-	(b)
Jordan Wiens (NDP)	30,046	20,627	20,627	12,376

(a) Maximum allowable election expenses for each candidate was \$71,001.

(b) Candidate was not eligible for a reimbursement of their election expenses pursuant to subsection 265(1) of *The Election Act, 1996*.



ESTEVAN-BIG MUDDY

Spending at a Glance

	Total Expenditures	% of Total Expenditures	% of Total in the Province
Election Officials - Salaries	\$ 90,856	53%	1.5%
Administration	53,016	31%	1.5%
Field/Constituency Expenditures	143,872	84%	1.5%
Candidate Reimbursements Paid	26,865	16%	0.9%
Constituency Expenditures	\$ 170,737	100%	1.4%

Expenditure Details

	Total Expenditures	% of Total Expenditures
Field/Constituency		
<i>Election Officials - Salaries</i>		
Returning Office Staff		
<i>Returning Officers</i>	\$ 20,356	12%
<i>Election Clerks</i>	14,231	8%
<i>Other Office Staff</i>	15,981	9%
	\$ 50,568	30%
Poll Officials		
<i>Supervisory Deputy Returning Officer</i>	\$ 1,524	1%
<i>Deputy Returning Officer</i>	18,558	11%
<i>Poll Clerks</i>	13,219	8%
<i>Other Poll Staff</i>	6,987	4%
	\$ 40,289	24%
Total Salaries	\$ 90,856	53%

	Total Expenditures	% of Total Expenditures
Administration		
Office Rent and Utilities	\$ 8,376	5%
Office Furniture and Equipment	15,237	9%
Poll Rentals	8,350	5%
Printing - Forms and Ballots	5,142	3%
Travel/Business	9,584	6%
Janitorial, Snow Removal, etc.	2,574	2%
Telephone/Internet	3,450	2%
Office Supplies	264	0%
Postage, Courier, and Freight	39	0%
Total Administration	\$ 53,016	31%
Total Field/Constituency Expenditures	\$ 143,872	84%
Candidate Reimbursements		
Candidate Election Expenses	\$ 22,151	13%
Auditors' Fees	4,714	3%
Total Candidate Reimbursements	\$ 26,865	16%
Total Constituency Expenditures	\$ 170,737	100%

Candidates' Election Expense Reimbursement Details

Candidate	Contributions Received (\$)	Total of Expenses (\$ (a))	Total of Reimbursable Expenses (\$)	Amount of Reimbursement (\$)
Lori Carr (SP)	77,082	40,310	36,918	22,151
Andrew Cey (SUP)	2,264	1,937	-	(b)
Billy Patterson (SGP)	-	-	-	(b)
Phil Smith (NDP)	4,913	4,679	-	(b)
Phillip Zajac (BPSK)	17,285	16,210	-	(b)

(a) Maximum allowable election expenses for each candidate was \$71,001.

(b) Candidate was not eligible for a reimbursement of their election expenses pursuant to subsection 265(1) of *The Election Act, 1996*.



HUMBOLDT-WATROUS

Spending at a Glance

	Total Expenditures	% of Total Expenditures	% of Total in the Province
Election Officials - Salaries	\$ 111,489	57%	1.9%
Administration	57,272	30%	1.6%
Field/Constituency Expenditures	168,761	87%	1.8%
Candidate Reimbursements Paid	25,164	13%	0.8%
Constituency Expenditures	\$ 193,925	100%	1.5%

Expenditure Details

	Total Expenditures	% of Total Expenditures
Field/Constituency		
<i>Election Officials - Salaries</i>		
Returning Office Staff		
<i>Returning Officers</i>	\$ 22,961	12%
<i>Election Clerks</i>	15,715	8%
<i>Other Office Staff</i>	16,757	9%
	\$ 55,433	29%
Poll Officials		
<i>Supervisory Deputy Returning Officer</i>	\$ 1,726	1%
<i>Deputy Returning Officer</i>	26,298	13%
<i>Poll Clerks</i>	16,636	8%
<i>Other Poll Staff</i>	11,396	6%
	\$ 56,056	28%
Total Salaries	\$ 111,489	57%

	Total Expenditures	% of Total Expenditures
Administration		
Office Rent and Utilities	\$ 9,450	5%
Office Furniture and Equipment	15,908	8%
Poll Rentals	9,900	5%
Printing - Forms and Ballots	5,788	3%
Travel/Business	10,356	5%
Janitorial, Snow Removal, etc.	1,272	1%
Telephone/Internet	3,562	2%
Office Supplies	473	0%
Postage, Courier, and Freight	563	0%
Total Administration	\$ 57,272	30%
Total Field/Constituency Expenditures		
	\$ 168,761	87%
Candidate Reimbursements		
Candidate Election Expenses	\$ 19,274	10%
Auditors' Fees	5,890	3%
Total Candidate Reimbursements	\$ 25,164	13%
Total Constituency Expenditures		
	\$ 193,925	100%

Candidates' Election Expense Reimbursement Details

Candidate	Contributions Received (\$)	Total of Expenses (\$ (a))	Total of Reimbursable Expenses (\$)	Amount of Reimbursement (\$)
Rose Buscholl (PC)	6,563	6,565	-	(b)
Megan Christianson (BPSK)	2,247	1,626	-	(b)
Kevin Fallis (NDP)	9,996	7,061	7,061	4,236
Racquel Hilbert (SP)	33,930	25,062	25,062	15,037
Carrie Ann Hradecki (SUP)	4,250	4,081	-	(b)
Sharon Thibault (SGP)	-	-	-	(b)

(a) Maximum allowable election expenses for each candidate was \$71,001.

(b) Candidate was not eligible for a reimbursement of their election expenses pursuant to subsection 265(1) of *The Election Act, 1996*.



KELVINGTON-WADENA

Spending at a Glance

	Total Expenditures	% of Total Expenditures	% of Total in the Province
Election Officials - Salaries	\$ 108,212	52%	1.8%
Administration	54,986	26%	1.5%
Field/Constituency Expenditures	163,198	78%	1.7%
Candidate Reimbursements Paid	45,529	22%	1.5%
Constituency Expenditures	\$ 208,727	100%	1.7%

Expenditure Details

	Total Expenditures	% of Total Expenditures
Field/Constituency		
<i>Election Officials - Salaries</i>		
Returning Office Staff		
<i>Returning Officers</i>	\$ 22,308	11%
<i>Election Clerks</i>	15,106	7%
<i>Other Office Staff</i>	21,200	10%
	\$ 58,614	28%
Poll Officials		
<i>Supervisory Deputy Returning Officer</i>	\$ 978	0%
<i>Deputy Returning Officer</i>	21,178	10%
<i>Poll Clerks</i>	15,139	7%
<i>Other Poll Staff</i>	12,303	6%
	\$ 49,598	24%
Total Salaries	\$ 108,212	52%

	Total Expenditures	% of Total Expenditures
<i>Administration</i>		
Office Rent and Utilities	\$ 7,500	4%
Office Furniture and Equipment	11,119	5%
Poll Rentals	11,595	6%
Printing - Forms and Ballots	6,427	3%
Travel/Business	14,458	7%
Janitorial, Snow Removal, etc.	-	0%
Telephone/Internet	3,499	2%
Office Supplies	141	0%
Postage, Courier, and Freight	248	0%
Total Administration	\$ 54,986	26%
Total Field/Constituency Expenditures	\$ 163,198	78%
<i>Candidate Reimbursements</i>		
Candidate Election Expenses	\$ 41,994	20%
Auditors' Fees	3,535	2%
Total Candidate Reimbursements	\$ 45,529	22%
Total Constituency Expenditures	\$ 208,727	100%

Candidates' Election Expense Reimbursement Details

Candidate	Contributions Received (\$)	Total of Expenses (\$) (a)	Total of Reimbursable Expenses (\$)	Amount of Reimbursement (\$)
Chris Beaudry (SP)	58,861	48,126	48,126	28,876
Clint Gottinger (SUP)	17,301	10,161	-	(b)
Gillian Halyk (SGP)	-	-	-	(b)
Lorne Schroeder (NDP)	25,704	22,086	21,864	13,119

(a) Maximum allowable election expenses for each candidate was \$71,001.

(b) Candidate was not eligible for a reimbursement of their election expenses pursuant to subsection 265(1) of *The Election Act, 1996*.



KINDERSLEY-BIGGAR

Spending at a Glance

	Total Expenditures	% of Total Expenditures	% of Total in the Province
Election Officials - Salaries	\$ 107,445	45%	1.8%
Administration	89,550	38%	2.5%
Field/Constituency Expenditures	196,995	83%	2.1%
Candidate Reimbursements Paid	39,617	17%	1.3%
Constituency Expenditures	\$ 236,612	100%	1.9%

Expenditure Details

	Total Expenditures	% of Total Expenditures
Field/Constituency		
<i>Election Officials - Salaries</i>		
Returning Office Staff		
<i>Returning Officers</i>	\$ 25,675	11%
<i>Election Clerks</i>	15,883	7%
<i>Other Office Staff</i>	23,461	10%
	\$ 65,019	27%
Poll Officials		
<i>Supervisory Deputy Returning Officer</i>	\$ 213	0%
<i>Deputy Returning Officer</i>	21,162	9%
<i>Poll Clerks</i>	14,625	6%
<i>Other Poll Staff</i>	6,426	3%
	\$ 42,425	18%
Total Salaries	\$ 107,445	45%

	Total Expenditures	% of Total Expenditures
Administration		
Office Rent and Utilities	\$ 19,000	8%
Office Furniture and Equipment	19,023	8%
Poll Rentals	11,995	5%
Printing - Forms and Ballots	5,932	3%
Travel/Business	26,250	11%
Janitorial, Snow Removal, etc.	1,834	1%
Telephone/Internet	3,335	1%
Office Supplies	1,742	1%
Postage, Courier, and Freight	441	0%
Total Administration	\$ 89,550	38%
Total Field/Constituency Expenditures	\$ 196,995	83%
Candidate Reimbursements		
Candidate Election Expenses	\$ 36,080	15%
Auditors' Fees	3,537	1%
Total Candidate Reimbursements	\$ 39,617	17%
Total Constituency Expenditures	\$ 236,612	100%

Candidates' Election Expense Reimbursement Details

Candidate	Contributions Received (\$)	Total of Expenses (\$ (a))	Total of Reimbursable Expenses (\$)	Amount of Reimbursement (\$)
Kim Gartner (SP)	60,641	45,438	45,438	27,263
Cindy Hoppe (NDP)	17,400	14,837	14,696	8,818
Darcy Robilliard (SGP)	-	-	-	(b)
Wade Sira (IND)	3,545	3,532	-	(b)
Jeff Wortman (BPSK)	131	131	-	(b)

(a) Maximum allowable election expenses for each candidate was \$71,001.

(b) Candidate was not eligible for a reimbursement of their election expenses pursuant to subsection 265(1) of *The Election Act, 1996*.



LAST MOUNTAIN-TOUCHWOOD

Spending at a Glance

	Total Expenditures	% of Total Expenditures	% of Total in the Province
Election Officials - Salaries	\$ 107,550	48%	1.8%
Administration	67,820	30%	1.9%
Field/Constituency Expenditures	175,369	78%	1.8%
Candidate Reimbursements Paid	50,608	22%	1.7%
Constituency Expenditures	\$ 225,978	100%	1.8%

Expenditure Details

	Total Expenditures	% of Total Expenditures
Field/Constituency		
<i>Election Officials - Salaries</i>		
Returning Office Staff		
<i>Returning Officers</i>	\$ 22,727	10%
<i>Election Clerks</i>	15,274	7%
<i>Other Office Staff</i>	17,691	8%
	\$ 55,693	25%
Poll Officials		
<i>Supervisory Deputy Returning Officer</i>	\$ 5,004	2%
<i>Deputy Returning Officer</i>	25,605	11%
<i>Poll Clerks</i>	16,703	7%
<i>Other Poll Staff</i>	4,546	2%
	\$ 51,857	23%
Total Salaries	\$ 107,550	48%

	Total Expenditures	% of Total Expenditures
<i>Administration</i>		
Office Rent and Utilities	\$ 4,500	2%
Office Furniture and Equipment	11,882	5%
Poll Rentals	15,150	7%
Printing - Forms and Ballots	7,612	3%
Travel/Business	23,454	10%
Janitorial, Snow Removal, etc.	990	0%
Telephone/Internet	3,546	2%
Office Supplies	437	0%
Postage, Courier, and Freight	249	0%
Total Administration	\$ 67,820	30%
Total Field/Constituency Expenditures	\$ 175,369	78%
<i>Candidate Reimbursements</i>		
Candidate Election Expenses	\$ 47,074	21%
Auditors' Fees	3,535	2%
Total Candidate Reimbursements	\$ 50,608	22%
Total Constituency Expenditures	\$ 225,978	100%

Candidates' Election Expense Reimbursement Details

Candidate	Contributions Received (\$)	Total of Expenses (\$) (a)	Total of Reimbursable Expenses (\$)	Amount of Reimbursement (\$)
Travis Keisig (SP)	55,380	45,993	43,589	26,153
Elvin Mandziak (BPSK)	-	-	-	(b)
Thera Nordal (NDP)	40,298	34,907	34,867	20,920
Gene Unruh (SUP)	20,670	10,841	-	(b)

(a) Maximum allowable election expenses for each candidate was \$71,001.

(b) Candidate was not eligible for a reimbursement of their election expenses pursuant to subsection 265(1) of *The Election Act, 1996*.



LLOYDMINSTER

Spending at a Glance

	Total Expenditures	% of Total Expenditures	% of Total in the Province
Election Officials - Salaries	\$ 89,704	46%	1.5%
Administration	76,330	39%	2.1%
Field/Constituency Expenditures	166,034	86%	1.7%
Candidate Reimbursements Paid	28,152	14%	0.9%
Constituency Expenditures	\$ 194,186	100%	1.6%

Expenditure Details

	Total Expenditures	% of Total Expenditures
Field/Constituency		
<i>Election Officials - Salaries</i>		
Returning Office Staff		
<i>Returning Officers</i>	\$ 26,517	14%
<i>Election Clerks</i>	14,217	7%
<i>Other Office Staff</i>	11,175	6%
	\$ 51,909	27%
Poll Officials		
<i>Supervisory Deputy Returning Officer</i>	\$ 857	0%
<i>Deputy Returning Officer</i>	17,889	9%
<i>Poll Clerks</i>	12,120	6%
<i>Other Poll Staff</i>	6,928	4%
	\$ 37,795	19%
Total Salaries	\$ 89,704	46%

	Total Expenditures	% of Total Expenditures
Administration		
Office Rent and Utilities	\$ 18,250	9%
Office Furniture and Equipment	17,034	9%
Poll Rentals	8,550	4%
Printing - Forms and Ballots	5,666	3%
Travel/Business	10,772	6%
Janitorial, Snow Removal, etc.	11,265	6%
Telephone/Internet	4,028	2%
Office Supplies	464	0%
Postage, Courier, and Freight	301	0%
Total Administration	\$ 76,330	40%
Total Field/Constituency Expenditures		
	\$ 166,034	86%
Candidate Reimbursements		
Candidate Election Expenses	\$ 24,618	13%
Auditors' Fees	3,535	2%
Total Candidate Reimbursements	\$ 28,152	14%
Total Constituency Expenditures		
	\$ 194,186	100%

Candidates' Election Expense Reimbursement Details

Candidate	Contributions Received (\$)	Total of Expenses (\$) (a)	Total of Reimbursable Expenses (\$)	Amount of Reimbursement (\$)
Joshua Bloom (SUP)	7,563	5,965	-	(b)
Patrick McNally (SGP)	-	-	-	(b)
Adam Tremblay (NDP)	11,196	10,656	10,616	6,370
Colleen Young (SP)	82,980	31,140	30,414	18,248

(a) Maximum allowable election expenses for each candidate was \$71,001.

(b) Candidate was not eligible for a reimbursement of their election expenses pursuant to subsection 265(1) of *The Election Act, 1996*.



LUMSDEN-MORSE

Spending at a Glance

	Total Expenditures	% of Total Expenditures	% of Total in the Province
Election Officials - Salaries	\$ 95,305	35%	1.6%
Administration	71,286	26%	2.0%
Field/Constituency Expenditures	166,591	62%	1.8%
Candidate Reimbursements Paid	103,233	38%	3.4%
Constituency Expenditures	\$ 269,824	100%	2.2%

Expenditure Details

	Total Expenditures	% of Total Expenditures
Field/Constituency		
<i>Election Officials - Salaries</i>		
Returning Office Staff		
<i>Returning Officer</i>	\$ 24,292	9%
<i>Election Clerk</i>	13,720	5%
<i>Other Office Staff</i>	16,945	6%
	\$ 54,957	20%
Poll Officials		
<i>Supervisory Deputy Returning Officers</i>	\$ -	0%
<i>Deputy Returning Officers</i>	18,528	7%
<i>Poll Clerks</i>	13,107	5%
<i>Other Poll Staff</i>	8,714	3%
	\$ 40,348	15%
Total Salaries	\$ 95,305	35%

	Total Expenditures	% of Total Expenditures
Administration		
Office Rent and Utilities	\$ 18,933	7%
Office Furniture and Equipment	13,250	5%
Poll Rentals	10,710	4%
Printing - Forms and Ballots	6,276	2%
Travel/Business	16,697	6%
Janitorial, Snow Removal, etc.	1,075	0%
Telephone/Internet	3,934	1%
Office Supplies	297	0%
Postage, Courier, and Freight	113	0%
Total Administration	\$ 71,286	26%
Total Field/Constituency Expenditures	\$ 166,591	61%
Candidate Reimbursements		
Candidate Election Expenses	\$ 98,517	37%
Auditors' Fees	4,716	2%
Total Candidate Reimbursements	\$ 103,233	39%
Total Constituency Expenditures	\$ 269,824	100%

Candidates' Election Expense Reimbursement Details

Candidate	Contributions Received (\$)	Total of Expenses (\$ (a))	Total of Reimbursable Expenses (\$)	Amount of Reimbursement (\$)
Chauntel Baudu (NDP)	78,843	49,398	47,294	28,377
Jon Hromek (SUP)	65,921	69,890	64,524	38,715
Isaiah Hunter (SGP)	-	-	-	(b)
Blaine McLeod (SP)	60,765	52,496	52,376	31,425
Megan Torrie (PC)	2,223	2,223	-	(b)

(a) Maximum allowable election expenses for each candidate was \$71,001.

(b) Candidate was not eligible for a reimbursement of their election expenses pursuant to subsection 265(1) of *The Election Act, 1996*.



MARTENSVILLE-BLAIRMORE

Spending at a Glance

	Total Expenditures	% of Total Expenditures	% of Total in the Province
Election Officials - Salaries	\$ 76,067	48%	1.3%
Administration	43,834	28%	1.2%
Field/Constituency Expenditures	119,901	76%	1.3%
Candidate Reimbursements Paid	37,966	24%	1.3%
Constituency Expenditures	\$ 157,867	100%	1.3%

Expenditure Details

	Total Expenditures	% of Total Expenditures
Field/Constituency		
<i>Election Officials - Salaries</i>		
Returning Office Staff		
<i>Returning Officer</i>	\$ 19,209	12%
<i>Election Clerk</i>	12,810	8%
<i>Other Office Staff</i>	9,561	6%
	\$ 41,580	26%
Poll Officials		
<i>Supervisory Deputy Returning Officers</i>	\$ 6,752	4%
<i>Deputy Returning Officers</i>	13,013	8%
<i>Poll Clerks</i>	9,964	6%
<i>Other Poll Staff</i>	4,760	3%
	\$ 34,487	22%
Total Salaries	\$ 76,067	48%

	Total Expenditures	% of Total Expenditures
<i>Administration</i>		
Office Rent and Utilities	\$ 13,160	8%
Office Furniture and Equipment	9,397	6%
Poll Rentals	6,131	4%
Printing - Forms and Ballots	4,789	3%
Travel/Business	4,881	3%
Janitorial, Snow Removal, etc.	1,015	1%
Telephone/Internet	4,120	3%
Office Supplies	255	0%
Postage, Courier, and Freight	86	0%
Total Administration	\$ 43,834	28%
Total Field/Constituency Expenditures	\$ 119,901	76%
<i>Candidate Reimbursements</i>		
Candidate Election Expenses	\$ 35,608	23%
Auditors' Fees	2,358	1%
Total Candidate Reimbursements	\$ 37,966	24%
Total Constituency Expenditures	\$ 157,867	100%

Candidates' Election Expense Reimbursement Details

Candidate	Contributions Received (\$)	Total of Expenses (\$ (a))	Total of Reimbursable Expenses (\$)	Amount of Reimbursement (\$)
Jamie Martens (SP)	41,725	28,410	28,260	16,956
Tammy Pike (NDP)	35,223	31,086	31,086	18,652
Brittney Ricottone (SGP)	-	-	-	(b)

(a) Maximum allowable election expenses for each candidate was \$71,001.

(b) Candidate was not eligible for a reimbursement of their election expenses pursuant to subsection 265(1) of *The Election Act, 1996*.



MEADOW LAKE

Spending at a Glance

	Total Expenditures	% of Total Expenditures	% of Total in the Province
Election Officials - Salaries	\$ 122,556	52%	2.1%
Administration	63,613	27%	1.8%
Field/Constituency Expenditures	186,169	79%	2.0%
Candidate Reimbursements Paid	48,507	21%	1.6%
Constituency Expenditures	\$ 234,677	100%	1.9%

Expenditure Details

	Total Expenditures	% of Total Expenditures
Field/Constituency		
<i>Election Officials - Salaries</i>		
Returning Office Staff		
<i>Returning Officer</i>	\$ 28,359	12%
<i>Election Clerk</i>	16,219	7%
<i>Other Office Staff</i>	20,239	9%
	\$ 64,818	28%
Poll Officials		
<i>Supervisory Deputy Returning Officers</i>	\$ 3,964	2%
<i>Deputy Returning Officers</i>	19,356	8%
<i>Poll Clerks</i>	15,442	7%
<i>Other Poll Staff</i>	18,977	8%
	\$ 57,739	25%
Total Salaries	\$ 122,556	52%

	Total Expenditures	% of Total Expenditures
<i>Administration</i>		
Office Rent and Utilities	\$ 6,800	3%
Office Furniture and Equipment	11,946	5%
Poll Rentals	10,200	4%
Printing - Forms and Ballots	5,415	2%
Travel/Business	24,674	11%
Janitorial, Snow Removal, etc.	276	0%
Telephone/Internet	3,966	2%
Office Supplies	188	0%
Postage, Courier, and Freight	148	0%
Total Administration	\$ 63,613	27%
Total Field/Constituency Expenditures	\$ 186,169	79%
<i>Candidate Reimbursements</i>		
Candidate Election Expenses	\$ 44,973	19%
Auditors' Fees	3,535	2%
Total Candidate Reimbursements	\$ 48,507	21%
Total Constituency Expenditures	\$ 234,677	100%

Candidates' Election Expense Reimbursement Details

Candidate	Contributions Received (\$)	Total of Expenses (\$) (a)	Total of Reimbursable Expenses (\$)	Amount of Reimbursement (\$)
Denis Allchurch (SUP)	3,514	3,479	-	(b)
Jeremy Harrison (SP)	69,700	51,676	51,676	31,006
Miles Nachbaur (NDP)	26,246	23,513	23,279	13,967
Candice Turner (SGP)	-	-	-	(b)

(a) Maximum allowable election expenses for each candidate was \$71,001.

(b) Candidate was not eligible for a reimbursement of their election expenses pursuant to subsection 265(1) of *The Election Act, 1996*.



MELFORT

Spending at a Glance

	Total Expenditures	% of Total Expenditures	% of Total in the Province
Election Officials - Salaries	\$ 115,456	57%	2.0%
Administration	57,352	28%	1.6%
Field/Constituency Expenditures	172,807	86%	1.8%
Candidate Reimbursements Paid	28,523	14%	0.9%
Constituency Expenditures	\$ 201,331	100%	1.6%

Expenditure Details

	Total Expenditures	% of Total Expenditures
Field/Constituency		
<i>Election Officials - Salaries</i>		
Returning Office Staff		
<i>Returning Officer</i>	\$ 26,375	13%
<i>Election Clerk</i>	18,571	9%
<i>Other Office Staff</i>	17,780	9%
	\$ 62,726	31%
Poll Officials		
<i>Supervisory Deputy Returning Officers</i>	\$ 2,968	1%
<i>Deputy Returning Officers</i>	22,440	11%
<i>Poll Clerks</i>	14,892	7%
<i>Other Poll Staff</i>	12,431	6%
	\$ 52,730	26%
Total Salaries	\$ 115,456	57%

	Total Expenditures	% of Total Expenditures
Administration		
Office Rent and Utilities	\$ 6,978	3%
Office Furniture and Equipment	15,364	8%
Poll Rentals	11,600	6%
Printing - Forms and Ballots	5,470	3%
Travel/Business	11,576	6%
Janitorial, Snow Removal, etc.	1,201	1%
Telephone/Internet	4,163	2%
Office Supplies	271	0%
Postage, Courier, and Freight	727	0%
Total Administration	\$ 57,352	28%
Total Field/Constituency Expenditures		
	\$ 172,807	86%
Candidate Reimbursements		
Candidate Election Expenses	\$ 26,166	13%
Auditors' Fees	2,358	1%
Total Candidate Reimbursements	\$ 28,523	14%
Total Constituency Expenditures		
	\$ 201,331	100%

Candidates' Election Expense Reimbursement Details

Candidate	Contributions Received (\$)	Total of Expenses (\$ (a))	Total of Reimbursable Expenses (\$)	Amount of Reimbursement (\$)
Melanie Dyck (NDP)	5,000	4,137	4,137	2,482
Todd Goudy (SP)	51,000	39,597	39,472	23,683
Dave Moore (SUP)	-	-	-	(b)
Tristan St. Germain (SGP)	-	-	-	(b)

(a) Maximum allowable election expenses for each candidate was \$71,001.

(b) Candidate was not eligible for a reimbursement of their election expenses pursuant to subsection 265(1) of *The Election Act, 1996*.



MELVILLE-SALTCOATS

Spending at a Glance

	Total Expenditures	% of Total Expenditures	% of Total in the Province
Election Officials - Salaries	\$ 78,029	44%	1.3%
Administration	60,944	35%	1.7%
Field/Constituency Expenditures	138,973	79%	1.5%
Candidate Reimbursements Paid	36,846	21%	1.2%
Constituency Expenditures	\$ 175,819	100%	1.4%

Expenditure Details

	Total Expenditures	% of Total Expenditures
Field/Constituency		
<i>Election Officials - Salaries</i>		
Returning Office Staff		
<i>Returning Officer</i>	\$ 17,374	10%
<i>Election Clerk</i>	11,620	7%
<i>Other Office Staff</i>	9,030	5%
	\$ 38,024	22%
Poll Officials		
<i>Supervisory Deputy Returning Officers</i>	\$ 949	1%
<i>Deputy Returning Officers</i>	16,878	10%
<i>Poll Clerks</i>	11,768	7%
<i>Other Poll Staff</i>	10,410	6%
	\$ 40,005	23%
Total Salaries	\$ 78,029	44%

	Total Expenditures	% of Total Expenditures
Administration		
Office Rent and Utilities	\$ 16,500	9%
Office Furniture and Equipment	12,296	7%
Poll Rentals	7,550	4%
Printing - Forms and Ballots	4,967	3%
Travel/Business	15,102	9%
Janitorial, Snow Removal, etc.	-	0%
Telephone/Internet	4,002	2%
Office Supplies	131	0%
Postage, Courier, and Freight	396	0%
Total Administration	\$ 60,944	35%
Total Field/Constituency Expenditures	\$ 138,973	79%
Candidate Reimbursements		
Candidate Election Expenses	\$ 34,488	20%
Auditors' Fees	2,358	1%
Total Candidate Reimbursements	\$ 36,846	21%
Total Constituency Expenditures	\$ 175,819	100%

Candidates' Election Expense Reimbursement Details

Candidate	Contributions Received (\$)	Total of Expenses (\$ (a))	Total of Reimbursable Expenses (\$)	Amount of Reimbursement (\$)
Curtis Brooks (SUP)	318	318	-	(b)
Karen Hovind (NDP)	17,890	26,873	26,252	15,751
Warren Kaeding (SP)	48,115	35,250	31,228	18,737
Micah Mang (SGP)	-	-	-	(b)
Frank Serfas (BPSK)	-	-	-	(b)

(a) Maximum allowable election expenses for each candidate was \$71,001.

(b) Candidate was not eligible for a reimbursement of their election expenses pursuant to subsection 265(1) of *The Election Act, 1996*.



MOOSE JAW NORTH

Spending at a Glance

	Total Expenditures	% of Total Expenditures	% of Total in the Province
Election Officials - Salaries	\$ 80,971	43%	1.4%
Administration	49,561	26%	1.4%
Field/Constituency Expenditures	130,533	69%	1.4%
Candidate Reimbursements Paid	59,784	31%	2.0%
Constituency Expenditures	\$ 190,317	100%	1.5%

Expenditure Details

	Total Expenditures	% of Total Expenditures
Field/Constituency		
<i>Election Officials - Salaries</i>		
Returning Office Staff		
<i>Returning Officer</i>	\$ 19,591	10%
<i>Election Clerk</i>	14,364	8%
<i>Other Office Staff</i>	9,426	5%
	\$ 43,380	23%
Poll Officials		
<i>Supervisory Deputy Returning Officers</i>	\$ 5,055	3%
<i>Deputy Returning Officers</i>	14,519	8%
<i>Poll Clerks</i>	11,908	6%
<i>Other Poll Staff</i>	6,109	3%
	\$ 37,591	20%
Total Salaries	\$ 80,971	43%

	Total Expenditures	% of Total Expenditures
<i>Administration</i>		
Office Rent and Utilities	\$ 18,933	10%
Office Furniture and Equipment	12,995	7%
Poll Rentals	5,400	3%
Printing - Forms and Ballots	4,535	2%
Travel/Business	2,527	1%
Janitorial, Snow Removal, etc.	769	0%
Telephone/Internet	3,956	2%
Office Supplies	289	0%
Postage, Courier, and Freight	157	0%
Total Administration	\$ 49,561	26%
Total Field/Constituency Expenditures	\$ 130,533	69%
<i>Candidate Reimbursements</i>		
Candidate Election Expenses	\$ 57,426	30%
Auditors' Fees	2,358	1%
Total Candidate Reimbursements	\$ 59,784	31%
Total Constituency Expenditures	\$ 190,317	100%

Candidates' Election Expense Reimbursement Details

Candidate	Contributions Received (\$)	Total of Expenses (\$ (a))	Total of Reimbursable Expenses (\$)	Amount of Reimbursement (\$)
Kimberly Epp (SGP)	-	-	-	(b)
Cheantelle Fisher (NDP)	63,008	47,111	44,687	26,812
Tim McLeod (SP)	67,700	54,681	51,024	30,614

(a) Maximum allowable election expenses for each candidate was \$71,001.

(b) Candidate was not eligible for a reimbursement of their election expenses pursuant to subsection 265(1) of *The Election Act, 1996*.



MOOSE JAW WAKAMOW

Spending at a Glance

	Total Expenditures	% of Total Expenditures	% of Total in the Province
Election Officials - Salaries	\$ 89,768	45%	1.5%
Administration	56,358	28%	1.6%
Field/Constituency Expenditures	146,126	73%	1.5%
Candidate Reimbursements Paid	53,036	27%	1.8%
Constituency Expenditures	\$ 199,163	100%	1.6%

Expenditure Details

	Total Expenditures	% of Total Expenditures
Field/Constituency		
<i>Election Officials - Salaries</i>		
Returning Office Staff		
<i>Returning Officer</i>	\$ 20,420	10%
<i>Election Clerk</i>	13,013	7%
<i>Other Office Staff</i>	9,848	5%
	\$ 43,282	22%
Poll Officials		
<i>Supervisory Deputy Returning Officers</i>	\$ 8,236	4%
<i>Deputy Returning Officers</i>	15,794	8%
<i>Poll Clerks</i>	11,816	6%
<i>Other Poll Staff</i>	10,641	5%
	\$ 46,487	23%
Total Salaries	\$ 89,768	45%

	Total Expenditures	% of Total Expenditures
<i>Administration</i>		
Office Rent and Utilities	\$ 18,933	10%
Office Furniture and Equipment	15,094	8%
Poll Rentals	7,500	4%
Printing - Forms and Ballots	4,535	2%
Travel/Business	3,056	2%
Janitorial, Snow Removal, etc.	2,777	1%
Telephone/Internet	4,117	2%
Office Supplies	185	0%
Postage, Courier, and Freight	160	0%
Total Administration	\$ 56,358	28%
Total Field/Constituency Expenditures	\$ 146,126	73%
<i>Candidate Reimbursements</i>		
Candidate Election Expenses	\$ 50,678	25%
Auditors' Fees	2,358	1%
Total Candidate Reimbursements	\$ 53,036	27%
Total Constituency Expenditures	\$ 199,163	100%

Candidates' Election Expense Reimbursement Details

Candidate	Contributions Received (\$)	Total of Expenses (\$ (a))	Total of Reimbursable Expenses (\$)	Amount of Reimbursement (\$)
Michael Gardiner (SGP)	-	-	-	(b)
Megan Patterson (SP)	53,900	34,023	32,736	19,642
Melissa Patterson (NDP)	81,901	56,518	51,728	31,037

(a) Maximum allowable election expenses for each candidate was \$71,001.

(b) Candidate was not eligible for a reimbursement of their election expenses pursuant to subsection 265(1) of *The Election Act, 1996*.



MOOSOMIN-MONTMARTRE

Spending at a Glance

	Total Expenditures	% of Total Expenditures	% of Total in the Province
Election Officials - Salaries	\$ 115,270	54%	2.0%
Administration	65,071	31%	1.8%
Field/Constituency Expenditures	180,341	85%	1.9%
Candidate Reimbursements Paid	32,301	15%	1.1%
Constituency Expenditures	\$ 212,642	100%	1.7%

Expenditure Details

	Total Expenditures	% of Total Expenditures
Field/Constituency		
<i>Election Officials - Salaries</i>		
Returning Office Staff		
<i>Returning Officer</i>	\$ 23,800	11%
<i>Election Clerk</i>	18,116	9%
<i>Other Office Staff</i>	22,918	11%
	\$ 64,834	30%
Poll Officials		
<i>Supervisory Deputy Returning Officers</i>	\$ 2,071	1%
<i>Deputy Returning Officers</i>	21,764	10%
<i>Poll Clerks</i>	15,113	7%
<i>Other Poll Staff</i>	11,488	5%
	\$ 50,436	24%
Total Salaries	\$ 115,270	54%

	Total Expenditures	% of Total Expenditures
Administration		
Office Rent and Utilities	\$ 11,185	5%
Office Furniture and Equipment	12,630	6%
Poll Rentals	11,375	5%
Printing - Forms and Ballots	7,233	3%
Travel/Business	17,820	8%
Janitorial, Snow Removal, etc.	235	0%
Telephone/Internet	4,103	2%
Office Supplies	380	0%
Postage, Courier, and Freight	111	0%
Total Administration	\$ 65,071	31%
Total Field/Constituency Expenditures	\$ 180,341	85%
Candidate Reimbursements		
Candidate Election Expenses	\$ 28,766	14%
Auditors' Fees	3,535	2%
Total Candidate Reimbursements	\$ 32,301	15%
Total Constituency Expenditures	\$ 212,642	100%

Candidates' Election Expense Reimbursement Details

Candidate	Contributions Received (\$)	Total of Expenses (\$ (a))	Total of Reimbursable Expenses (\$)	Amount of Reimbursement (\$)
Otis Ayre (BPSK)	-	-	-	(b)
Chris Ball (NDP)	10,050	8,568	8,568	5,141
Adam Erickson (SUP)	4,670	3,419	-	(b)
Remi Rheault (SGP)	-	-	-	(b)
Kevin Weedmark (SP)	63,500	39,451	39,375	23,625

(a) Maximum allowable election expenses for each candidate was \$71,001.

(b) Candidate was not eligible for a reimbursement of their election expenses pursuant to subsection 265(1) of *The Election Act, 1996*.



PRINCE ALBERT CARLTON

Spending at a Glance

	Total Expenditures	% of Total Expenditures	% of Total in the Province
Election Officials - Salaries	\$ 82,567	46%	1.4%
Administration	44,003	24%	1.2%
Field/Constituency Expenditures	126,571	70%	1.3%
Candidate Reimbursements Paid	54,735	30%	1.8%
Constituency Expenditures	\$ 181,306	100%	1.4%

Expenditure Details

	Total Expenditures	% of Total Expenditures
Field/Constituency		
<i>Election Officials - Salaries</i>		
Returning Office Staff		
<i>Returning Officer</i>	\$ 21,098	12%
<i>Election Clerk</i>	14,154	8%
<i>Other Office Staff</i>	10,457	6%
	\$ 45,709	26%
Poll Officials		
<i>Supervisory Deputy Returning Officers</i>	\$ 6,936	4%
<i>Deputy Returning Officers</i>	12,870	7%
<i>Poll Clerks</i>	9,700	5%
<i>Other Poll Staff</i>	7,353	4%
	\$ 36,858	20%
Total Salaries	\$ 82,567	46%

	Total Expenditures	% of Total Expenditures
<i>Administration</i>		
Office Rent and Utilities	\$ 9,670	5%
Office Furniture and Equipment	15,651	9%
Poll Rentals	6,000	3%
Printing - Forms and Ballots	4,665	3%
Travel/Business	2,934	2%
Janitorial, Snow Removal, etc.	641	0%
Telephone/Internet	3,906	2%
Office Supplies	222	0%
Postage, Courier, and Freight	315	0%
Total Administration	\$ 44,003	24%
Total Field/Constituency Expenditures	\$ 126,571	70%
<i>Candidate Reimbursements</i>		
Candidate Election Expenses	\$ 51,484	28%
Auditors' Fees	3,251	2%
Total Candidate Reimbursements	\$ 54,735	30%
Total Constituency Expenditures	\$ 181,306	100%

Candidates' Election Expense Reimbursement Details

Candidate	Contributions Received (\$)	Total of Expenses (\$) (a)	Total of Reimbursable Expenses (\$)	Amount of Reimbursement (\$)
Carolyn Brost Strom (NDP)	49,915	44,481	43,899	26,339
Denneil Carpenter (SUP)	1,863	1,863	-	(b)
Kevin Kasun (SP)	58,800	42,027	41,907	25,144
Andrew Muirhead (SGP)	-	-	-	(b)

(a) Maximum allowable election expenses for each candidate was \$71,001.

(b) Candidate was not eligible for a reimbursement of their election expenses pursuant to subsection 265(1) of *The Election Act, 1996*.



PRINCE ALBERT NORTHCOTE

Spending at a Glance

	Total Expenditures	% of Total Expenditures	% of Total in the Province
Election Officials - Salaries	\$ 102,734	48%	1.8%
Administration	46,138	21%	1.3%
Field/Constituency Expenditures	148,871	69%	1.6%
Candidate Reimbursements Paid	66,330	31%	2.2%
Constituency Expenditures	\$ 215,201	100%	1.7%

Expenditure Details

	Total Expenditures	% of Total Expenditures
Field/Constituency		
<i>Election Officials - Salaries</i>		
Returning Office Staff		
<i>Returning Officer</i>	\$ 19,437	9%
<i>Election Clerk</i>	14,168	7%
<i>Other Office Staff</i>	14,439	7%
	\$ 48,044	23%
Poll Officials		
<i>Supervisory Deputy Returning Officers</i>	\$ 9,483	4%
<i>Deputy Returning Officers</i>	19,359	9%
<i>Poll Clerks</i>	14,683	7%
<i>Other Poll Staff</i>	11,165	5%
	\$ 54,690	25%
Total Salaries	\$ 102,734	48%

	Total Expenditures	% of Total Expenditures
Administration		
Office Rent and Utilities	\$ 9,670	4%
Office Furniture and Equipment	11,151	5%
Poll Rentals	9,000	4%
Printing - Forms and Ballots	5,399	3%
Travel/Business	5,265	2%
Janitorial, Snow Removal, etc.	606	0%
Telephone/Internet	4,051	2%
Office Supplies	459	0%
Postage, Courier, and Freight	537	0%
Total Administration	\$ 46,138	21%
Total Field/Constituency Expenditures		
	\$ 148,871	69%
Candidate Reimbursements		
Candidate Election Expenses	\$ 62,796	29%
Auditors' Fees	3,534	2%
Total Candidate Reimbursements	\$ 66,330	31%
Total Constituency Expenditures		
	\$ 215,201	100%

Candidates' Election Expense Reimbursement Details

Candidate	Contributions Received (\$)	Total of Expenses (\$ (a))	Total of Reimbursable Expenses (\$)	Amount of Reimbursement (\$)
Terri Davis (SUP)	1,972	1,458	-	(b)
Jarren Jones (SGP)	-	-	-	(b)
Nicole Rancourt (NDP)	49,819	49,575	47,530	28,518
Alana Ross (SP)	90,550	63,596	57,129	34,278

(a) Maximum allowable election expenses for each candidate was \$71,001.

(b) Candidate was not eligible for a reimbursement of their election expenses pursuant to subsection 265(1) of *The Election Act, 1996*.



REGINA CORONATION PARK

Spending at a Glance

	Total Expenditures	% of Total Expenditures	% of Total in the Province
Election Officials - Salaries	\$ 89,132	42%	1.5%
Administration	58,335	28%	1.6%
Field/Constituency Expenditures	147,466	70%	1.6%
Candidate Reimbursements Paid	62,692	30%	2.1%
Constituency Expenditures	\$ 210,158	100%	1.7%

Expenditure Details

	Total Expenditures	% of Total Expenditures
Field/Constituency		
<i>Election Officials - Salaries</i>		
Returning Office Staff		
<i>Returning Officer</i>	\$ 24,839	12%
<i>Election Clerk</i>	13,286	6%
<i>Other Office Staff</i>	11,091	5%
	\$ 49,216	23%
Poll Officials		
<i>Supervisory Deputy Returning Officers</i>	\$ 7,039	3%
<i>Deputy Returning Officers</i>	13,854	7%
<i>Poll Clerks</i>	10,154	5%
<i>Other Poll Staff</i>	8,868	4%
	\$ 39,916	19%
Total Salaries	\$ 89,132	42%

	Total Expenditures	% of Total Expenditures
Administration		
Office Rent and Utilities	\$ 18,750	9%
Office Furniture and Equipment	14,569	7%
Poll Rentals	6,000	3%
Printing - Forms and Ballots	5,006	2%
Travel/Business	1,855	1%
Janitorial, Snow Removal, etc.	7,558	4%
Telephone/Internet	4,039	2%
Office Supplies	558	0%
Postage, Courier, and Freight	-	0%
Total Administration	\$ 58,335	28%
Total Field/Constituency Expenditures	\$ 147,466	70%
Candidate Reimbursements		
Candidate Election Expenses	\$ 60,334	29%
Auditors' Fees	2,358	1%
Total Candidate Reimbursements	\$ 62,692	30%
Total Constituency Expenditures	\$ 210,158	100%

Candidates' Election Expense Reimbursement Details

Candidate	Contributions Received (\$)	Total of Expenses (\$ (a))	Total of Reimbursable Expenses (\$)	Amount of Reimbursement (\$)
Olasehinde Ben Adebayo (PC)	819	819	-	(b)
Riaz Ahmad (SP)	43,500	37,873	37,647	22,588
Noor Burki (NDP)	65,000	63,675	62,909	37,746
Maria Krznar (SGP)	-	-	-	(b)

(a) Maximum allowable election expenses for each candidate was \$71,001.

(b) Candidate was not eligible for a reimbursement of their election expenses pursuant to subsection 265(1) of *The Election Act, 1996*.



REGINA DOUGLAS PARK

Spending at a Glance

	Total Expenditures	% of Total Expenditures	% of Total in the Province
Election Officials - Salaries	\$ 84,127	46%	1.4%
Administration	57,080	32%	1.6%
Field/Constituency Expenditures	141,207	78%	1.5%
Candidate Reimbursements Paid	39,801	22%	1.3%
Constituency Expenditures	\$ 181,008	100%	1.4%

Expenditure Details

	Total Expenditures	% of Total Expenditures
Field/Constituency		
<i>Election Officials - Salaries</i>		
Returning Office Staff		
<i>Returning Officer</i>	\$ 18,299	10%
<i>Election Clerk</i>	13,804	8%
<i>Other Office Staff</i>	13,735	8%
	\$ 45,837	25%
Poll Officials		
<i>Supervisory Deputy Returning Officers</i>	\$ 6,884	4%
<i>Deputy Returning Officers</i>	12,786	7%
<i>Poll Clerks</i>	9,810	5%
<i>Other Poll Staff</i>	8,810	5%
	\$ 38,290	21%
Total Salaries	\$ 84,127	46%

	Total Expenditures	% of Total Expenditures
<i>Administration</i>		
Office Rent and Utilities	\$ 18,750	10%
Office Furniture and Equipment	14,569	8%
Poll Rentals	6,025	3%
Printing - Forms and Ballots	4,535	3%
Travel/Business	2,435	1%
Janitorial, Snow Removal, etc.	6,239	3%
Telephone/Internet	3,944	2%
Office Supplies	583	0%
Postage, Courier, and Freight	-	0%
Total Administration	\$ 57,080	32%
Total Field/Constituency Expenditures	\$ 141,207	78%
<i>Candidate Reimbursements</i>		
Candidate Election Expenses	\$ 37,443	21%
Auditors' Fees	2,358	1%
Total Candidate Reimbursements	\$ 39,801	22%
Total Constituency Expenditures	\$ 181,008	100%

Candidates' Election Expense Reimbursement Details

Candidate	Contributions Received (\$)	Total of Expenses (\$ (a))	Total of Reimbursable Expenses (\$)	Amount of Reimbursement (\$)
Ken Grey (SP)	23,000	19,443	19,443	11,666
Victor Lau (SGP)	-	-	-	(b)
Nicole Sarauer (NDP)	42,700	45,082	42,962	25,777

(a) Maximum allowable election expenses for each candidate was \$71,001.

(b) Candidate was not eligible for a reimbursement of their election expenses pursuant to subsection 265(1) of *The Election Act, 1996*.



REGINA ELPHINSTONE CENTRE

Spending at a Glance

	Total Expenditures	% of Total Expenditures	% of Total in the Province
Election Officials - Salaries	\$ 107,344	49%	1.8%
Administration	62,649	29%	1.7%
Field/Constituency Expenditures	169,993	77%	1.8%
Candidate Reimbursements Paid	49,782	23%	1.6%
Constituency Expenditures	\$ 219,775	100%	1.8%

Expenditure Details

	Total Expenditures	% of Total Expenditures
Field/Constituency		
<i>Election Officials - Salaries</i>		
Returning Office Staff		
<i>Returning Officer</i>	\$ 30,767	14%
<i>Election Clerk</i>	16,352	7%
<i>Other Office Staff</i>	12,825	6%
	\$ 59,944	27%
Poll Officials		
<i>Supervisory Deputy Returning Officers</i>	\$ 8,281	4%
<i>Deputy Returning Officers</i>	17,137	8%
<i>Poll Clerks</i>	12,059	5%
<i>Other Poll Staff</i>	9,923	5%
	\$ 47,400	22%
Total Salaries	\$ 107,344	49%

	Total Expenditures	% of Total Expenditures
Administration		
Office Rent and Utilities	\$ 18,750	9%
Office Furniture and Equipment	14,569	7%
Poll Rentals	7,500	3%
Printing - Forms and Ballots	5,078	2%
Travel/Business	2,028	1%
Janitorial, Snow Removal, etc.	10,125	5%
Telephone/Internet	4,087	2%
Office Supplies	512	0%
Postage, Courier, and Freight	-	0%
Total Administration	\$ 62,649	29%
Total Field/Constituency Expenditures	\$ 169,993	77%
Candidate Reimbursements		
Candidate Election Expenses	\$ 45,068	21%
Auditors' Fees	4,714	2%
Total Candidate Reimbursements	\$ 49,782	23%
Total Constituency Expenditures	\$ 219,775	100%

Candidates' Election Expense Reimbursement Details

Candidate	Contributions Received (\$)	Total of Expenses (\$ (a))	Total of Reimbursable Expenses (\$)	Amount of Reimbursement (\$)
Nathan Bruce (SPP)	-	-	-	(b)
Pamela Carpenter (SUP)	17,002	16,982	-	(b)
Meara Conway (NDP)	38,567	56,310	56,116	33,669
Jim Elliott (SGP)	2,000	1,252	-	(b)
Caesar Khan (SP)	22,100	18,997	18,997	11,398

(a) Maximum allowable election expenses for each candidate was \$71,001.

(b) Candidate was not eligible for a reimbursement of their election expenses pursuant to subsection 265(1) of *The Election Act, 1996*.



REGINA LAKEVIEW

Spending at a Glance

	Total Expenditures	% of Total Expenditures	% of Total in the Province
Election Officials - Salaries	\$ 80,914	43%	1.4%
Administration	56,644	30%	1.6%
Field/Constituency Expenditures	137,559	73%	1.4%
Candidate Reimbursements Paid	51,242	27%	1.7%
Constituency Expenditures	\$ 188,800	100%	1.5%

Expenditure Details

	Total Expenditures	% of Total Expenditures
Field/Constituency		
<i>Election Officials - Salaries</i>		
Returning Office Staff		
<i>Returning Officer</i>	\$ 19,227	10%
<i>Election Clerk</i>	12,397	7%
<i>Other Office Staff</i>	9,168	5%
	\$ 40,791	22%
Poll Officials		
<i>Supervisory Deputy Returning Officers</i>	\$ 6,757	4%
<i>Deputy Returning Officers</i>	14,501	8%
<i>Poll Clerks</i>	12,791	7%
<i>Other Poll Staff</i>	6,074	3%
	\$ 40,123	21%
Total Salaries	\$ 80,914	43%

	Total Expenditures	% of Total Expenditures
Administration		
Office Rent and Utilities	\$ 20,000	11%
Office Furniture and Equipment	14,569	8%
Poll Rentals	5,300	3%
Printing - Forms and Ballots	5,006	3%
Travel/Business	1,143	1%
Janitorial, Snow Removal, etc.	6,199	3%
Telephone/Internet	3,888	2%
Office Supplies	538	0%
Postage, Courier, and Freight	-	0%
Total Administration	\$ 56,644	30%
Total Field/Constituency Expenditures		
	\$ 137,559	73%
Candidate Reimbursements		
Candidate Election Expenses	\$ 48,884	26%
Auditors' Fees	2,358	1%
Total Candidate Reimbursements	\$ 51,242	27%
Total Constituency Expenditures		
	\$ 188,800	100%

Candidates' Election Expense Reimbursement Details

Candidate	Contributions Received (\$)	Total of Expenses (\$ (a))	Total of Reimbursable Expenses (\$)	Amount of Reimbursement (\$)
Carla Beck (NDP)	67,979	61,954	61,497	36,898
Heather MacNeill (SGP)	-	-	-	(b)
Victor Teece (PC)	616	616	-	(b)
Sarah Wright (SP)	51,250	19,976	19,976	11,985

(a) Maximum allowable election expenses for each candidate was \$71,001.

(b) Candidate was not eligible for a reimbursement of their election expenses pursuant to subsection 265(1) of *The Election Act, 1996*.



REGINA MOUNT ROYAL

Spending at a Glance

	Total Expenditures	% of Total Expenditures	% of Total in the Province
Election Officials - Salaries	\$ 90,551	51%	1.5%
Administration	43,291	25%	1.2%
Field/Constituency Expenditures	133,842	76%	1.4%
Candidate Reimbursements Paid	42,199	24%	1.4%
Constituency Expenditures	\$ 176,041	100%	1.4%

Expenditure Details

	Total Expenditures	% of Total Expenditures
Field/Constituency		
<i>Election Officials - Salaries</i>		
Returning Office Staff		
<i>Returning Officer</i>	\$ 24,124	14%
<i>Election Clerk</i>	14,336	8%
<i>Other Office Staff</i>	11,215	6%
	\$ 49,676	28%
Poll Officials		
<i>Supervisory Deputy Returning Officers</i>	\$ 6,962	4%
<i>Deputy Returning Officers</i>	16,162	9%
<i>Poll Clerks</i>	10,563	6%
<i>Other Poll Staff</i>	7,189	4%
	\$ 40,876	23%
Total Salaries	\$ 90,551	51%

	Total Expenditures	% of Total Expenditures
<i>Administration</i>		
Office Rent and Utilities	\$ 9,500	5%
Office Furniture and Equipment	14,887	8%
Poll Rentals	4,600	3%
Printing - Forms and Ballots	4,935	3%
Travel/Business	3,400	2%
Janitorial, Snow Removal, etc.	1,645	1%
Telephone/Internet	3,963	2%
Office Supplies	339	0%
Postage, Courier, and Freight	22	0%
Total Administration	\$ 43,291	25%
Total Field/Constituency Expenditures	\$ 133,842	76%
<i>Candidate Reimbursements</i>		
Candidate Election Expenses	\$ 39,841	23%
Auditors' Fees	2,358	1%
Total Candidate Reimbursements	\$ 42,199	24%
Total Constituency Expenditures	\$ 176,041	100%

Candidates' Election Expense Reimbursement Details

Candidate	Contributions Received (\$)	Total of Expenses (\$ (a))	Total of Reimbursable Expenses (\$)	Amount of Reimbursement (\$)
Regina Demyen (SGP)	-	-	-	(b)
Jaspreet Mander (SP)	33,460	28,281	28,281	16,969
Trent Wotherspoon (NDP)	38,740	42,254	38,120	22,872

(a) Maximum allowable election expenses for each candidate was \$71,001.

(b) Candidate was not eligible for a reimbursement of their election expenses pursuant to subsection 265(1) of *The Election Act, 1996*.



REGINA NORTHEAST

Spending at a Glance

	Total Expenditures	% of Total Expenditures	% of Total in the Province
Election Officials - Salaries	\$ 85,361	39%	1.5%
Administration	57,477	26%	1.6%
Field/Constituency Expenditures	142,838	65%	1.5%
Candidate Reimbursements Paid	76,575	35%	2.5%
Constituency Expenditures	\$ 219,413	100%	1.8%

Expenditure Details

	Total Expenditures	% of Total Expenditures
Field/Constituency		
<i>Election Officials - Salaries</i>		
Returning Office Staff		
<i>Returning Officer</i>	\$ 18,821	9%
<i>Election Clerk</i>	13,237	6%
<i>Other Office Staff</i>	12,557	6%
	\$ 44,615	20%
Poll Officials		
<i>Supervisory Deputy Returning Officers</i>	\$ 6,505	3%
<i>Deputy Returning Officers</i>	16,362	7%
<i>Poll Clerks</i>	10,926	5%
<i>Other Poll Staff</i>	6,953	3%
	\$ 40,745	19%
Total Salaries	\$ 85,361	39%

	Total Expenditures	% of Total Expenditures
<i>Administration</i>		
Office Rent and Utilities	\$ 25,750	12%
Office Furniture and Equipment	12,939	6%
Poll Rentals	6,390	3%
Printing - Forms and Ballots	3,724	2%
Travel/Business	3,684	2%
Janitorial, Snow Removal, etc.	601	0%
Telephone/Internet	4,024	2%
Office Supplies	366	0%
Postage, Courier, and Freight	-	0%
Total Administration	\$ 57,477	26%
Total Field/Constituency Expenditures	\$ 142,838	65%
<i>Candidate Reimbursements</i>		
Candidate Election Expenses	\$ 74,217	34%
Auditors' Fees	2,358	1%
Total Candidate Reimbursements	\$ 76,575	35%
Total Constituency Expenditures	\$ 219,413	100%

Candidates' Election Expense Reimbursement Details

Candidate	Contributions Received (\$)	Total of Expenses (\$ (a))	Total of Reimbursable Expenses (\$)	Amount of Reimbursement (\$)
Jacqueline Roy (NDP)	70,045	70,171	69,977	41,986
Rahul Singh (SP)	88,310	56,124	53,719	32,231
Anthony Thomas Majore (SGP)	-	-	-	(b)
Kate Tremblay (SPP)	-	-	-	(b)

(a) Maximum allowable election expenses for each candidate was \$71,001.

(b) Candidate was not eligible for a reimbursement of their election expenses pursuant to subsection 265(1) of *The Election Act, 1996*.



REGINA PASQUA

Spending at a Glance

	Total Expenditures	% of Total Expenditures	% of Total in the Province
Election Officials - Salaries	\$ 93,425	48%	1.6%
Administration	45,517	23%	1.3%
Field/Constituency Expenditures	138,941	71%	1.5%
Candidate Reimbursements Paid	57,648	29%	1.9%
Constituency Expenditures	\$ 196,589	100%	1.6%

Expenditure Details

	Total Expenditures	% of Total Expenditures
Field/Constituency		
<i>Election Officials - Salaries</i>		
Returning Office Staff		
<i>Returning Officer</i>	\$ 20,728	11%
<i>Election Clerk</i>	13,874	7%
<i>Other Office Staff</i>	13,346	7%
	\$ 47,948	24%
Poll Officials		
<i>Supervisory Deputy Returning Officers</i>	\$ 5,670	3%
<i>Deputy Returning Officers</i>	16,708	8%
<i>Poll Clerks</i>	11,387	6%
<i>Other Poll Staff</i>	11,712	6%
	\$ 45,477	23%
Total Salaries	\$ 93,425	48%

	Total Expenditures	% of Total Expenditures
Administration		
Office Rent and Utilities	\$ 15,279	8%
Office Furniture and Equipment	13,504	7%
Poll Rentals	5,700	3%
Printing - Forms and Ballots	3,792	2%
Travel/Business	2,700	1%
Janitorial, Snow Removal, etc.	502	0%
Telephone/Internet	3,792	2%
Office Supplies	248	0%
Postage, Courier, and Freight	-	0%
Total Administration	\$ 45,517	23%
Total Field/Constituency Expenditures	\$ 138,941	71%
Candidate Reimbursements		
Candidate Election Expenses	\$ 55,290	28%
Auditors' Fees	2,358	1%
Total Candidate Reimbursements	\$ 57,648	29%
Total Constituency Expenditures	\$ 196,589	100%

Candidates' Election Expense Reimbursement Details

Candidate	Contributions Received (\$)	Total of Expenses (\$ (a))	Total of Reimbursable Expenses (\$)	Amount of Reimbursement (\$)
Bhajan Brar (NDP)	71,340	53,300	53,080	31,848
Ekaterina Cabylis (SGP)	-	-	-	(b)
Shannon Chapple (BPSK)	274	274	-	(b)
Muhammad Fiaz (SP)	55,475	49,704	39,070	23,442
Justin Parnell (PC)	616	616	-	(b)

(a) Maximum allowable election expenses for each candidate was \$71,001.

(b) Candidate was not eligible for a reimbursement of their election expenses pursuant to subsection 265(1) of *The Election Act, 1996*.



REGINA ROCHDALE

Spending at a Glance

	Total Expenditures	% of Total Expenditures	% of Total in the Province
Election Officials - Salaries	\$ 85,936	46%	1.5%
Administration	42,062	23%	1.2%
Field/Constituency Expenditures	127,998	69%	1.3%
Candidate Reimbursements Paid	57,777	31%	1.9%
Constituency Expenditures	\$ 185,775	100%	1.5%

Expenditure Details

	Total Expenditures	% of Total Expenditures
Field/Constituency		
<i>Election Officials - Salaries</i>		
Returning Office Staff		
<i>Returning Officer</i>	\$ 20,948	11%
<i>Election Clerk</i>	13,965	8%
<i>Other Office Staff</i>	9,198	5%
	\$ 44,110	24%
Poll Officials		
<i>Supervisory Deputy Returning Officers</i>	\$ 7,332	4%
<i>Deputy Returning Officers</i>	15,815	9%
<i>Poll Clerks</i>	11,262	6%
<i>Other Poll Staff</i>	7,416	4%
	\$ 41,825	23%
Total Salaries	\$ 85,936	46%

	Total Expenditures	% of Total Expenditures
Administration		
Office Rent and Utilities	\$ 9,500	5%
Office Furniture and Equipment	12,614	7%
Poll Rentals	6,300	3%
Printing - Forms and Ballots	4,935	3%
Travel/Business	3,154	2%
Janitorial, Snow Removal, etc.	1,657	1%
Telephone/Internet	3,903	2%
Office Supplies	-	0%
Postage, Courier, and Freight	-	0%
Total Administration	\$ 42,062	23%
Total Field/Constituency Expenditures	\$ 127,998	69%
Candidate Reimbursements		
Candidate Election Expenses	\$ 55,419	30%
Auditors' Fees	2,358	1%
Total Candidate Reimbursements	\$ 57,777	31%
Total Constituency Expenditures	\$ 185,775	100%

Candidates' Election Expense Reimbursement Details

Candidate	Contributions Received (\$)	Total of Expenses (\$ (a))	Total of Reimbursable Expenses (\$)	Amount of Reimbursement (\$)
Irene Browatzke (SGP)	-	-	-	(b)
Joan Pratchler (NDP)	58,898	44,316	43,658	26,195
Laura Ross (SP)	52,752	49,667	48,707	29,224

(a) Maximum allowable election expenses for each candidate was \$71,001.

(b) Candidate was not eligible for a reimbursement of their election expenses pursuant to subsection 265(1) of *The Election Act, 1996*.



REGINA SOUTH ALBERT

Spending at a Glance

	Total Expenditures	% of Total Expenditures	% of Total in the Province
Election Officials - Salaries	\$ 97,168	48%	1.7%
Administration	49,459	24%	1.4%
Field/Constituency Expenditures	146,627	72%	1.5%
Candidate Reimbursements Paid	56,948	28%	1.9%
Constituency Expenditures	\$ 203,576	100%	1.6%

Expenditure Details

	Total Expenditures	% of Total Expenditures
Field/Constituency		
<i>Election Officials - Salaries</i>		
Returning Office Staff		
<i>Returning Officer</i>	\$ 25,968	13%
<i>Election Clerk</i>	14,266	7%
<i>Other Office Staff</i>	15,430	8%
	\$ 55,664	27%
Poll Officials		
<i>Supervisory Deputy Returning Officers</i>	\$ 7,505	4%
<i>Deputy Returning Officers</i>	13,019	6%
<i>Poll Clerks</i>	10,035	5%
<i>Other Poll Staff</i>	10,946	5%
	\$ 41,505	20%
Total Salaries	\$ 97,168	48%

	Total Expenditures	% of Total Expenditures
<i>Administration</i>		
Office Rent and Utilities	\$ 20,750	10%
Office Furniture and Equipment	12,900	6%
Poll Rentals	5,400	3%
Printing - Forms and Ballots	4,207	2%
Travel/Business	1,159	1%
Janitorial, Snow Removal, etc.	879	0%
Telephone/Internet	4,035	2%
Office Supplies	130	0%
Postage, Courier, and Freight	-	0%
Total Administration	\$ 49,459	24%
Total Field/Constituency Expenditures	\$ 146,627	72%
<i>Candidate Reimbursements</i>		
Candidate Election Expenses	\$ 54,590	27%
Auditors' Fees	2,358	1%
Total Candidate Reimbursements	\$ 56,948	28%
Total Constituency Expenditures	\$ 203,576	100%

Candidates' Election Expense Reimbursement Details

Candidate	Contributions Received (\$)	Total of Expenses (\$) (a)	Total of Reimbursable Expenses (\$)	Amount of Reimbursement (\$)
Khushdil (Lucky) Mehrok (SP)	48,535	36,350	35,878	21,527
David Teece (PC)	-	-	-	(b)
Leonie Williams (SGP)	-	-	-	(b)
Aleana Young (NDP)	60,548	55,332	55,106	33,064

(a) Maximum allowable election expenses for each candidate was \$71,001.

(b) Candidate was not eligible for a reimbursement of their election expenses pursuant to subsection 265(1) of *The Election Act, 1996*.



REGINA UNIVERSITY

Spending at a Glance

	Total Expenditures	% of Total Expenditures	% of Total in the Province
Election Officials - Salaries	\$ 93,762	47%	1.6%
Administration	56,669	29%	1.6%
Field/Constituency Expenditures	150,431	76%	1.6%
Candidate Reimbursements Paid	48,320	24%	1.6%
Constituency Expenditures	\$ 198,751	100%	1.6%

Expenditure Details

	Total Expenditures	% of Total Expenditures
Field/Constituency		
<i>Election Officials - Salaries</i>		
Returning Office Staff		
<i>Returning Officer</i>	\$ 23,066	12%
<i>Election Clerk</i>	14,105	7%
<i>Other Office Staff</i>	13,375	7%
	\$ 50,546	25%
Poll Officials		
<i>Supervisory Deputy Returning Officers</i>	\$ 7,345	4%
<i>Deputy Returning Officers</i>	14,109	7%
<i>Poll Clerks</i>	9,950	5%
<i>Other Poll Staff</i>	11,812	6%
	\$ 43,216	22%
Total Salaries	\$ 93,762	47%

	Total Expenditures	% of Total Expenditures
<i>Administration</i>		
Office Rent and Utilities	\$ 25,750	13%
Office Furniture and Equipment	14,433	7%
Poll Rentals	6,000	3%
Printing - Forms and Ballots	3,724	2%
Travel/Business	2,134	1%
Janitorial, Snow Removal, etc.	555	0%
Telephone/Internet	3,977	2%
Office Supplies	96	0%
Postage, Courier, and Freight	-	0%
Total Administration	\$ 56,669	29%
Total Field/Constituency Expenditures	\$ 150,431	76%
<i>Candidate Reimbursements</i>		
Candidate Election Expenses	\$ 44,783	23%
Auditors' Fees	3,537	2%
Total Candidate Reimbursements	\$ 48,320	24%
Total Constituency Expenditures	\$ 198,751	100%

Candidates' Election Expense Reimbursement Details

Candidate	Contributions Received (\$)	Total of Expenses (\$) (a)	Total of Reimbursable Expenses (\$)	Amount of Reimbursement (\$)
Sally Housser (NDP)	24,900	48,746	48,746	29,248
Gene Makowsky (SP)	58,969	25,938	25,893	15,536
Cedar Park (SGP)	-	-	-	(b)
Corie Rempel (PC)	7,222	7,222	-	(b)

(a) Maximum allowable election expenses for each candidate was \$71,001.

(b) Candidate was not eligible for a reimbursement of their election expenses pursuant to subsection 265(1) of *The Election Act, 1996*.



REGINA WALSH ACRES

Spending at a Glance

	Total Expenditures	% of Total Expenditures	% of Total in the Province
Election Officials - Salaries	\$ 88,951	51%	1.5%
Administration	42,802	25%	1.2%
Field/Constituency Expenditures	131,753	76%	1.4%
Candidate Reimbursements Paid	41,765	24%	1.4%
Constituency Expenditures	\$ 173,518	100%	1.4%

Expenditure Details

	Total Expenditures	% of Total Expenditures
Field/Constituency		
<i>Election Officials - Salaries</i>		
Returning Office Staff		
<i>Returning Officer</i>	\$ 19,424	11%
<i>Election Clerk</i>	13,594	8%
<i>Other Office Staff</i>	12,892	7%
	\$ 45,911	26%
Poll Officials		
<i>Supervisory Deputy Returning Officers</i>	\$ 6,631	4%
<i>Deputy Returning Officers</i>	17,884	10%
<i>Poll Clerks</i>	12,297	7%
<i>Other Poll Staff</i>	6,229	4%
	\$ 43,040	25%
Total Salaries	\$ 88,951	51%

	Total Expenditures	% of Total Expenditures
<i>Administration</i>		
Office Rent and Utilities	\$ 9,500	5%
Office Furniture and Equipment	13,711	8%
Poll Rentals	6,600	4%
Printing - Forms and Ballots	5,006	3%
Travel/Business	2,517	1%
Janitorial, Snow Removal, etc.	1,575	1%
Telephone/Internet	3,817	2%
Office Supplies	76	0%
Postage, Courier, and Freight	-	0%
Total Administration	\$ 42,802	25%
Total Field/Constituency Expenditures	\$ 131,753	76%
<i>Candidate Reimbursements</i>		
Candidate Election Expenses	\$ 39,407	23%
Auditors' Fees	2,358	1%
Total Candidate Reimbursements	\$ 41,765	24%
Total Constituency Expenditures	\$ 173,518	100%

Candidates' Election Expense Reimbursement Details

Candidate	Contributions Received (\$)	Total of Expenses (\$) (a)	Total of Reimbursable Expenses (\$)	Amount of Reimbursement (\$)
Liaqat Ali (SP)	24,416	22,328	22,064	13,238
Jared Clarke (NDP)	52,592	47,547	43,615	26,169
Bonnie Farrell (SUP)	-	-	-	(b)
Dianna Holigroski (SGP)	-	-	-	(b)

(a) Maximum allowable election expenses for each candidate was \$71,001.

(b) Candidate was not eligible for a reimbursement of their election expenses pursuant to subsection 265(1) of *The Election Act, 1996*.



REGINA WASCANA PLAINS

Spending at a Glance

	Total Expenditures	% of Total Expenditures	% of Total in the Province
Election Officials - Salaries	\$ 74,741	40%	1.3%
Administration	54,068	29%	1.5%
Field/Constituency Expenditures	128,809	70%	1.4%
Candidate Reimbursements Paid	56,241	30%	1.9%
Constituency Expenditures	\$ 185,050	100%	1.5%

Expenditure Details

	Total Expenditures	% of Total Expenditures
Field/Constituency		
<i>Election Officials - Salaries</i>		
Returning Office Staff		
<i>Returning Officer</i>	\$ 17,153	9%
<i>Election Clerk</i>	12,201	7%
<i>Other Office Staff</i>	8,572	5%
	\$ 37,926	20%
Poll Officials		
<i>Supervisory Deputy Returning Officers</i>	\$ 5,280	3%
<i>Deputy Returning Officers</i>	15,278	8%
<i>Poll Clerks</i>	11,109	6%
<i>Other Poll Staff</i>	5,149	3%
	\$ 36,815	20%
Total Salaries	\$ 74,741	40%

	Total Expenditures	% of Total Expenditures
Administration		
Office Rent and Utilities	\$ 25,750	14%
Office Furniture and Equipment	11,587	6%
Poll Rentals	5,400	3%
Printing - Forms and Ballots	4,892	3%
Travel/Business	1,925	1%
Janitorial, Snow Removal, etc.	415	0%
Telephone/Internet	3,915	2%
Office Supplies	184	0%
Postage, Courier, and Freight	-	0%
Total Administration	\$ 54,068	29%
Total Field/Constituency Expenditures		
	\$ 128,809	70%
Candidate Reimbursements		
Candidate Election Expenses	\$ 50,348	27%
Auditors' Fees	5,893	3%
Total Candidate Reimbursements	\$ 56,241	30%
Total Constituency Expenditures		
	\$ 185,050	100%

Candidates' Election Expense Reimbursement Details

Candidate	Contributions Received (\$)	Total of Expenses (\$ (a))	Total of Reimbursable Expenses (\$)	Amount of Reimbursement (\$)
Brent Blakley (NDP)	26,327	47,040	47,040	28,224
Larry Buchinski (PC)	1,312	1,312	-	(b)
Bo Chen (SGP)	1,298	1,298	-	(b)
Dustin Plett (SUP)	18,183	18,190	-	(b)
Christine Tell (SP)	50,209	41,017	36,873	22,124

(a) Maximum allowable election expenses for each candidate was \$71,001.

(b) Candidate was not eligible for a reimbursement of their election expenses pursuant to subsection 265(1) of *The Election Act, 1996*.



ROSETOWN-DELISLE

Spending at a Glance

	Total Expenditures	% of Total Expenditures	% of Total in the Province
Election Officials - Salaries	\$ 94,044	47%	1.6%
Administration	65,407	33%	1.8%
Field/Constituency Expenditures	159,451	80%	1.7%
Candidate Reimbursements Paid	39,300	20%	1.3%
Constituency Expenditures	\$ 198,751	100%	1.6%

Expenditure Details

	Total Expenditures	% of Total Expenditures
Field/Constituency		
<i>Election Officials - Salaries</i>		
Returning Office Staff		
<i>Returning Officer</i>	\$ 19,500	10%
<i>Election Clerk</i>	18,151	9%
<i>Other Office Staff</i>	12,541	6%
	\$ 50,192	25%
Poll Officials		
<i>Supervisory Deputy Returning Officers</i>	\$ -	0%
<i>Deputy Returning Officers</i>	21,510	11%
<i>Poll Clerks</i>	14,033	7%
<i>Other Poll Staff</i>	8,309	4%
	\$ 43,852	22%
Total Salaries	\$ 94,044	47%

	Total Expenditures	% of Total Expenditures
<i>Administration</i>		
Office Rent and Utilities	\$ 7,419	4%
Office Furniture and Equipment	13,186	7%
Poll Rentals	11,925	6%
Printing - Forms and Ballots	6,496	3%
Travel/Business	20,286	10%
Janitorial, Snow Removal, etc.	1,320	1%
Telephone/Internet	4,243	2%
Office Supplies	163	0%
Postage, Courier, and Freight	370	0%
Total Administration	\$ 65,407	33%
Total Field/Constituency Expenditures	\$ 159,451	80%
<i>Candidate Reimbursements</i>		
Candidate Election Expenses	\$ 36,942	19%
Auditors' Fees	2,358	1%
Total Candidate Reimbursements	\$ 39,300	20%
Total Constituency Expenditures	\$ 198,751	100%

Candidates' Election Expense Reimbursement Details

Candidate	Contributions Received (\$)	Total of Expenses (\$ (a))	Total of Reimbursable Expenses (\$)	Amount of Reimbursement (\$)
Brenda Edel (NDP)	29,249	23,533	23,467	14,080
Sean Muirhead (SGP)	65	65	-	(b)
Jim Reiter (SP)	81,575	38,102	38,102	22,861

(a) Maximum allowable election expenses for each candidate was \$71,001.

(b) Candidate was not eligible for a reimbursement of their election expenses pursuant to subsection 265(1) of *The Election Act, 1996*.



ROSTHERN-SHELLBROOK

Spending at a Glance

	Total Expenditures	% of Total Expenditures	% of Total in the Province
Election Officials - Salaries	\$ 94,918	49%	1.6%
Administration	60,625	31%	1.7%
Field/Constituency Expenditures	155,543	80%	1.6%
Candidate Reimbursements Paid	38,920	20%	1.3%
Constituency Expenditures	\$ 194,463	100%	1.6%

Expenditure Details

	Total Expenditures	% of Total Expenditures
Field/Constituency		
<i>Election Officials - Salaries</i>		
Returning Office Staff		
<i>Returning Officer</i>	\$ 18,018	9%
<i>Election Clerk</i>	13,363	7%
<i>Other Office Staff</i>	15,087	8%
	\$ 46,468	24%
Poll Officials		
<i>Supervisory Deputy Returning Officers</i>	\$ 1,260	1%
<i>Deputy Returning Officers</i>	24,554	13%
<i>Poll Clerks</i>	16,304	8%
<i>Other Poll Staff</i>	6,333	3%
	\$ 48,451	25%
Total Salaries	\$ 94,918	49%

	Total Expenditures	% of Total Expenditures
Administration		
Office Rent and Utilities	\$ 3,765	2%
Office Furniture and Equipment	12,598	6%
Poll Rentals	12,825	7%
Printing - Forms and Ballots	6,064	3%
Travel/Business	20,449	11%
Janitorial, Snow Removal, etc.	297	0%
Telephone/Internet	4,124	2%
Office Supplies	474	0%
Postage, Courier, and Freight	31	0%
Total Administration	\$ 60,625	31%
Total Field/Constituency Expenditures	\$ 155,543	80%
Candidate Reimbursements		
Candidate Election Expenses	\$ 35,383	18%
Auditors' Fees	3,537	2%
Total Candidate Reimbursements	\$ 38,920	20%
Total Constituency Expenditures	\$ 194,463	100%

Candidates' Election Expense Reimbursement Details

Candidate	Contributions Received (\$)	Total of Expenses (\$ (a))	Total of Reimbursable Expenses (\$)	Amount of Reimbursement (\$)
Janice Dongworth (SGP)	165	157	-	(b)
Cody Lockhart (SUP)	20,947	16,242	-	(b)
Scott Moe (SP)	47,750	36,777	36,777	22,066
Mark Thunderchild (NDP)	27,506	23,322	22,194	13,317

(a) Maximum allowable election expenses for each candidate was \$71,001.

(b) Candidate was not eligible for a reimbursement of their election expenses pursuant to subsection 265(1) of *The Election Act, 1996*.



SASKATCHEWAN RIVERS

Spending at a Glance

	Total Expenditures	% of Total Expenditures	% of Total in the Province
Election Officials - Salaries	\$ 122,063	45%	2.1%
Administration	96,555	35%	2.7%
Field/Constituency Expenditures	218,618	80%	2.3%
Candidate Reimbursements Paid	54,973	20%	1.8%
Constituency Expenditures	\$ 273,591	100%	2.2%

Expenditure Details

	Total Expenditures	% of Total Expenditures
Field/Constituency		
<i>Election Officials - Salaries</i>		
Returning Office Staff		
<i>Returning Officer</i>	\$ 26,646	10%
<i>Election Clerk</i>	17,241	6%
<i>Other Office Staff</i>	20,857	8%
	\$ 64,744	24%
Poll Officials		
<i>Supervisory Deputy Returning Officers</i>	\$ 5,312	2%
<i>Deputy Returning Officers</i>	21,404	8%
<i>Poll Clerks</i>	14,640	5%
<i>Other Poll Staff</i>	15,963	6%
	\$ 57,319	21%
Total Salaries	\$ 122,063	45%

	Total Expenditures	% of Total Expenditures
Administration		
Office Rent and Utilities	\$ 12,000	4%
Office Furniture and Equipment	11,278	4%
Poll Rentals	14,610	5%
Printing - Forms and Ballots	6,251	2%
Travel/Business	20,515	7%
Janitorial, Snow Removal, etc.	27,059	10%
Telephone/Internet	4,332	2%
Office Supplies	285	0%
Postage, Courier, and Freight	225	0%
Total Administration	\$ 96,555	35%
Total Field/Constituency Expenditures	\$ 218,618	80%
Candidate Reimbursements		
Candidate Election Expenses	\$ 50,260	18%
Auditors' Fees	4,713	2%
Total Candidate Reimbursements	\$ 54,973	20%
Total Constituency Expenditures	\$ 273,591	100%

Candidates' Election Expense Reimbursement Details

Candidate	Contributions Received (\$)	Total of Expenses (\$ (a))	Total of Reimbursable Expenses (\$)	Amount of Reimbursement (\$)
Alesha Bruce (SGP)	165	157	-	(b)
Bernard Lalonde (PC)	4,861	4,431	-	(b)
Doug Racine (NDP)	49,365	47,386	47,236	28,342
Eric Schmalz (SP)	57,991	36,531	36,531	21,919
Nadine Wilson (SUP)	13,295	10,512	-	(b)

(a) Maximum allowable election expenses for each candidate was \$71,001.

(b) Candidate was not eligible for a reimbursement of their election expenses pursuant to subsection 265(1) of *The Election Act, 1996*.



SASKATOON CENTRE

Spending at a Glance

	Total Expenditures	% of Total Expenditures	% of Total in the Province
Election Officials - Salaries	\$ 84,534	40%	1.4%
Administration	60,174	29%	1.7%
Field/Constituency Expenditures	144,708	69%	1.5%
Candidate Reimbursements Paid	66,060	31%	2.2%
Constituency Expenditures	\$ 210,768	100%	1.7%

Expenditure Details

	Total Expenditures	% of Total Expenditures
Field/Constituency		
<i>Election Officials - Salaries</i>		
Returning Office Staff		
<i>Returning Officer</i>	\$ 21,399	10%
<i>Election Clerk</i>	13,195	6%
<i>Other Office Staff</i>	11,355	5%
	\$ 45,949	22%
Poll Officials		
<i>Supervisory Deputy Returning Officers</i>	\$ 7,115	3%
<i>Deputy Returning Officers</i>	14,203	7%
<i>Poll Clerks</i>	10,325	5%
<i>Other Poll Staff</i>	6,944	3%
	\$ 38,585	18%
Total Salaries	\$ 84,534	40%

	Total Expenditures	% of Total Expenditures
<i>Administration</i>		
Office Rent and Utilities	\$ 28,175	13%
Office Furniture and Equipment	14,039	7%
Poll Rentals	6,000	3%
Printing - Forms and Ballots	4,402	2%
Travel/Business	2,351	1%
Janitorial, Snow Removal, etc.	914	0%
Telephone/Internet	4,052	2%
Office Supplies	215	0%
Postage, Courier, and Freight	26	0%
Total Administration	\$ 60,174	29%
Total Field/Constituency Expenditures	\$ 144,708	69%
<i>Candidate Reimbursements</i>		
Candidate Election Expenses	\$ 64,881	31%
Auditors' Fees	1,179	1%
Total Candidate Reimbursements	\$ 66,060	31%
Total Constituency Expenditures	\$ 210,768	100%

Candidates' Election Expense Reimbursement Details

Candidate	Contributions Received (\$)	Total of Expenses (\$ (a))	Total of Reimbursable Expenses (\$)	Amount of Reimbursement (\$)
Dale Hrynuik (SP)	54,152	45,169	45,169	27,102
Darry Michelle (SGP)	-	-	-	(b)
Betty Nippi-Albright (NDP)	28,120	65,694	62,966	37,780

(a) Maximum allowable election expenses for each candidate was \$71,001.

(b) Candidate was not eligible for a reimbursement of their election expenses pursuant to subsection 265(1) of *The Election Act, 1996*.



SASKATOON CHIEF MISTAWASIS

Spending at a Glance

	Total Expenditures	% of Total Expenditures	% of Total in the Province
Election Officials - Salaries	\$ 97,390	44%	1.7%
Administration	61,723	28%	1.7%
Field/Constituency Expenditures	159,113	72%	1.7%
Candidate Reimbursements Paid	61,118	28%	2.0%
Constituency Expenditures	\$ 220,231	100%	1.8%

Expenditure Details

	Total Expenditures	% of Total Expenditures
Field/Constituency		
<i>Election Officials - Salaries</i>		
Returning Office Staff		
<i>Returning Officer</i>	\$ 23,959	11%
<i>Election Clerk</i>	14,826	7%
<i>Other Office Staff</i>	13,841	6%
	\$ 52,627	24%
Poll Officials		
<i>Supervisory Deputy Returning Officers</i>	\$ 5,124	2%
<i>Deputy Returning Officers</i>	17,516	8%
<i>Poll Clerks</i>	12,382	6%
<i>Other Poll Staff</i>	9,741	4%
	\$ 44,763	20%
Total Salaries	\$ 97,390	44%

	Total Expenditures	% of Total Expenditures
<i>Administration</i>		
Office Rent and Utilities	\$ 22,160	10%
Office Furniture and Equipment	14,501	7%
Poll Rentals	7,494	3%
Printing - Forms and Ballots	5,139	2%
Travel/Business	4,197	2%
Janitorial, Snow Removal, etc.	3,653	2%
Telephone/Internet	3,990	2%
Office Supplies	448	0%
Postage, Courier, and Freight	141	0%
Total Administration	\$ 61,723	28%
Total Field/Constituency Expenditures	\$ 159,113	72%
<i>Candidate Reimbursements</i>		
Candidate Election Expenses	\$ 58,760	27%
Auditors' Fees	2,358	1%
Total Candidate Reimbursements	\$ 61,118	28%
Total Constituency Expenditures	\$ 220,231	100%

Candidates' Election Expense Reimbursement Details

Candidate	Contributions Received (\$)	Total of Expenses (\$ (a))	Total of Reimbursable Expenses (\$)	Amount of Reimbursement (\$)
Shane Caellaigh (SGP)	-	-	-	(b)
Parminder Singh (SP)	67,160	36,969	36,917	22,150
Don McBean (NDP)	31,216	61,016	61,016	36,610

(a) Maximum allowable election expenses for each candidate was \$71,001.

(b) Candidate was not eligible for a reimbursement of their election expenses pursuant to subsection 265(1) of *The Election Act, 1996*.



SASKATOON CHURCHILL-WILDWOOD

Spending at a Glance

	Total Expenditures	% of Total Expenditures	% of Total in the Province
Election Officials - Salaries	\$ 101,489	46%	1.7%
Administration	62,458	28%	1.7%
Field/Constituency Expenditures	163,947	74%	1.7%
Candidate Reimbursements Paid	56,859	26%	1.9%
Constituency Expenditures	\$ 220,806	100%	1.8%

Expenditure Details

	Total Expenditures	% of Total Expenditures
Field/Constituency		
<i>Election Officials - Salaries</i>		
Returning Office Staff		
<i>Returning Officer</i>	\$ 23,415	11%
<i>Election Clerk</i>	18,743	8%
<i>Other Office Staff</i>	16,230	7%
	\$ 58,388	26%
Poll Officials		
<i>Supervisory Deputy Returning Officers</i>	\$ 7,028	3%
<i>Deputy Returning Officers</i>	14,596	7%
<i>Poll Clerks</i>	10,956	5%
<i>Other Poll Staff</i>	10,522	5%
	\$ 43,101	20%
Total Salaries	\$ 101,489	46%

	Total Expenditures	% of Total Expenditures
<i>Administration</i>		
Office Rent and Utilities	\$ 22,160	10%
Office Furniture and Equipment	15,693	7%
Poll Rentals	6,594	3%
Printing - Forms and Ballots	4,391	2%
Travel/Business	5,364	2%
Janitorial, Snow Removal, etc.	3,308	1%
Telephone/Internet	4,150	2%
Office Supplies	628	0%
Postage, Courier, and Freight	170	0%
Total Administration	\$ 62,458	28%
Total Field/Constituency Expenditures	\$ 163,947	74%
<i>Candidate Reimbursements</i>		
Candidate Election Expenses	\$ 54,501	25%
Auditors' Fees	2,358	1%
Total Candidate Reimbursements	\$ 56,859	26%
Total Constituency Expenditures	\$ 220,806	100%

Candidates' Election Expense Reimbursement Details

Candidate	Contributions Received (\$)	Total of Expenses (\$ (a))	Total of Reimbursable Expenses (\$)	Amount of Reimbursement (\$)
Keith Jorgenson (NDP)	72,838	54,103	53,783	32,270
Lisa Lambert (SP)	60,070	37,052	37,052	22,231
Morgan McAdam (SGP)	-	-	-	(b)

(a) Maximum allowable election expenses for each candidate was \$71,001.

(b) Candidate was not eligible for a reimbursement of their election expenses pursuant to subsection 265(1) of *The Election Act, 1996*.



SASKATOON EASTVIEW

Spending at a Glance

	Total Expenditures	% of Total Expenditures	% of Total in the Province
Election Officials - Salaries	\$ 97,284	48%	1.7%
Administration	55,473	27%	1.5%
Field/Constituency Expenditures	152,758	75%	1.6%
Candidate Reimbursements Paid	50,413	25%	1.7%
Constituency Expenditures	\$ 203,170	100%	1.6%

Expenditure Details

	Total Expenditures	% of Total Expenditures
Field/Constituency		
<i>Election Officials - Salaries</i>		
Returning Office Staff		
<i>Returning Officer</i>	\$ 24,936	12%
<i>Election Clerk</i>	14,910	7%
<i>Other Office Staff</i>	13,758	7%
	\$ 53,604	26%
Poll Officials		
<i>Supervisory Deputy Returning Officers</i>	\$ 6,740	3%
<i>Deputy Returning Officers</i>	15,784	8%
<i>Poll Clerks</i>	18,228	9%
<i>Other Poll Staff</i>	2,929	1%
	\$ 43,681	21%
Total Salaries	\$ 97,284	48%

	Total Expenditures	% of Total Expenditures
Administration		
Office Rent and Utilities	\$ 22,032	11%
Office Furniture and Equipment	12,704	6%
Poll Rentals	6,300	3%
Printing - Forms and Ballots	4,757	2%
Travel/Business	3,692	2%
Janitorial, Snow Removal, etc.	1,632	1%
Telephone/Internet	3,980	2%
Office Supplies	287	0%
Postage, Courier, and Freight	91	0%
Total Administration	\$ 55,473	27%
Total Field/Constituency Expenditures	\$ 152,758	75%
Candidate Reimbursements		
Candidate Election Expenses	\$ 48,055	24%
Auditors' Fees	2,358	1%
Total Candidate Reimbursements	\$ 50,413	25%
Total Constituency Expenditures	\$ 203,170	100%

Candidates' Election Expense Reimbursement Details

Candidate	Contributions Received (\$)	Total of Expenses (\$ (a))	Total of Reimbursable Expenses (\$)	Amount of Reimbursement (\$)
Kendra Anderson (SGP)	-	-	-	(b)
Francis Kreiser (SP)	47,555	30,825	30,585	18,351
Matt Love (NDP)	28,807	49,506	49,506	29,703
Brad McAvoy (SUP)	-	-	-	(b)

(a) Maximum allowable election expenses for each candidate was \$71,001.

(b) Candidate was not eligible for a reimbursement of their election expenses pursuant to subsection 265(1) of *The Election Act, 1996*.



SASKATOON FAIRVIEW

Spending at a Glance

	Total Expenditures	% of Total Expenditures	% of Total in the Province
Election Officials - Salaries	\$ 95,517	43%	1.6%
Administration	68,818	31%	1.9%
Field/Constituency Expenditures	164,334	74%	1.7%
Candidate Reimbursements Paid	58,129	26%	1.9%
Constituency Expenditures	\$ 222,463	100%	1.8%

Expenditure Details

	Total Expenditures	% of Total Expenditures
Field/Constituency		
<i>Election Officials - Salaries</i>		
Returning Office Staff		
<i>Returning Officer</i>	\$ 24,227	11%
<i>Election Clerk</i>	18,347	8%
<i>Other Office Staff</i>	12,559	6%
	\$ 55,134	25%
Poll Officials		
<i>Supervisory Deputy Returning Officers</i>	\$ 7,051	3%
<i>Deputy Returning Officers</i>	14,553	7%
<i>Poll Clerks</i>	10,857	5%
<i>Other Poll Staff</i>	7,923	4%
	\$ 40,383	18%
Total Salaries	\$ 95,517	43%

	Total Expenditures	% of Total Expenditures
Administration		
Office Rent and Utilities	\$ 26,910	12%
Office Furniture and Equipment	15,900	7%
Poll Rentals	10,020	5%
Printing - Forms and Ballots	4,844	2%
Travel/Business	4,691	2%
Janitorial, Snow Removal, etc.	1,527	1%
Telephone/Internet	4,260	2%
Office Supplies	548	0%
Postage, Courier, and Freight	117	0%
Total Administration	\$ 68,818	31%
Total Field/Constituency Expenditures		
	\$ 164,334	74%
Candidate Reimbursements		
Candidate Election Expenses	\$ 55,771	25%
Auditors' Fees	2,358	1%
Total Candidate Reimbursements	\$ 58,129	26%
Total Constituency Expenditures		
	\$ 222,463	100%

Candidates' Election Expense Reimbursement Details

Candidate	Contributions Received (\$)	Total of Expenses (\$ (a))	Total of Reimbursable Expenses (\$)	Amount of Reimbursement (\$)
Vicki Mowat (NDP)	27,815	59,044	58,487	35,092
Phoenix Neault (SGP)	-	-	-	(b)
Tony Ollenberger (BPSK)	-	-	-	(b)
Zahid Sandhu (SP)	53,600	34,823	34,464	20,678

(a) Maximum allowable election expenses for each candidate was \$71,001.

(b) Candidate was not eligible for a reimbursement of their election expenses pursuant to subsection 265(1) of *The Election Act, 1996*.



SASKATOON MEEWASIN

Spending at a Glance

	Total Expenditures	% of Total Expenditures	% of Total in the Province
Election Officials - Salaries	\$ 102,317	51%	1.7%
Administration	54,093	27%	1.5%
Field/Constituency Expenditures	156,410	78%	1.6%
Candidate Reimbursements Paid	43,876	22%	1.5%
Constituency Expenditures	\$ 200,286	100%	1.6%

Expenditure Details

	Total Expenditures	% of Total Expenditures
Field/Constituency		
<i>Election Officials - Salaries</i>		
Returning Office Staff		
<i>Returning Officer</i>	\$ 29,532	15%
<i>Election Clerk</i>	14,252	7%
<i>Other Office Staff</i>	16,443	8%
	\$ 60,227	30%
Poll Officials		
<i>Supervisory Deputy Returning Officers</i>	\$ 5,113	3%
<i>Deputy Returning Officers</i>	14,581	7%
<i>Poll Clerks</i>	11,422	6%
<i>Other Poll Staff</i>	10,974	5%
	\$ 42,089	21%
Total Salaries	\$ 102,317	51%

	Total Expenditures	% of Total Expenditures
<i>Administration</i>		
Office Rent and Utilities	\$ 20,860	10%
Office Furniture and Equipment	14,151	7%
Poll Rentals	5,400	3%
Printing - Forms and Ballots	4,771	2%
Travel/Business	3,356	2%
Janitorial, Snow Removal, etc.	1,365	1%
Telephone/Internet	3,552	2%
Office Supplies	528	0%
Postage, Courier, and Freight	111	0%
Total Administration	\$ 54,093	27%
Total Field/Constituency Expenditures	\$ 156,410	78%
<i>Candidate Reimbursements</i>		
Candidate Election Expenses	\$ 41,518	21%
Auditors' Fees	2,358	1%
Total Candidate Reimbursements	\$ 43,876	22%
Total Constituency Expenditures	\$ 200,286	100%

Candidates' Election Expense Reimbursement Details

Candidate	Contributions Received (\$)	Total of Expenses (\$ (a))	Total of Reimbursable Expenses (\$)	Amount of Reimbursement (\$)
Jacklin Andrews (SGP)	-	-	-	(b)
Nathaniel Teed (NDP)	68,002	47,020	47,020	28,212
Maureen Alice Torr (SP)	67,185	22,883	22,177	13,306

(a) Maximum allowable election expenses for each candidate was \$71,001.

(b) Candidate was not eligible for a reimbursement of their election expenses pursuant to subsection 265(1) of *The Election Act, 1996*.



SASKATOON NUTANA

Spending at a Glance

	Total Expenditures	% of Total Expenditures	% of Total in the Province
Election Officials - Salaries	\$ 78,797	43%	1.3%
Administration	53,865	30%	1.5%
Field/Constituency Expenditures	132,662	73%	1.4%
Candidate Reimbursements Paid	49,143	27%	1.6%
Constituency Expenditures	\$ 181,805	100%	1.5%

Expenditure Details

	Total Expenditures	% of Total Expenditures
Field/Constituency		
<i>Election Officials - Salaries</i>		
Returning Office Staff		
<i>Returning Officer</i>	\$ 22,894	13%
<i>Election Clerk</i>	12,726	7%
<i>Other Office Staff</i>	4,397	2%
	\$ 40,017	22%
Poll Officials		
<i>Supervisory Deputy Returning Officers</i>	\$ 6,890	4%
<i>Deputy Returning Officers</i>	12,770	7%
<i>Poll Clerks</i>	9,653	5%
<i>Other Poll Staff</i>	9,468	5%
	\$ 38,780	21%
Total Salaries	\$ 78,797	43%

	Total Expenditures	% of Total Expenditures
<i>Administration</i>		
Office Rent and Utilities	\$ 21,960	12%
Office Furniture and Equipment	12,895	7%
Poll Rentals	6,000	3%
Printing - Forms and Ballots	4,763	3%
Travel/Business	1,709	1%
Janitorial, Snow Removal, etc.	1,660	1%
Telephone/Internet	3,910	2%
Office Supplies	850	0%
Postage, Courier, and Freight	119	0%
Total Administration	\$ 53,865	30%
Total Field/Constituency Expenditures	\$ 132,662	73%
<i>Candidate Reimbursements</i>		
Candidate Election Expenses	\$ 46,785	26%
Auditors' Fees	2,358	1%
Total Candidate Reimbursements	\$ 49,143	27%
Total Constituency Expenditures	\$ 181,805	100%

Candidates' Election Expense Reimbursement Details

Candidate	Contributions Received (\$)	Total of Expenses (\$ (a))	Total of Reimbursable Expenses (\$)	Amount of Reimbursement (\$)
Whitney Greenleaf (SGP)	-	-	-	(b)
Mumtaz Naseeb (SP)	58,264	30,957	30,818	18,491
Erika Ritchie (NDP)	78,511	49,911	47,157	28,294

(a) Maximum allowable election expenses for each candidate was \$71,001.

(b) Candidate was not eligible for a reimbursement of their election expenses pursuant to subsection 265(1) of *The Election Act, 1996*.



SASKATOON RIVERSDALE

Spending at a Glance

	Total Expenditures	% of Total Expenditures	% of Total in the Province
Election Officials - Salaries	\$ 84,834	42%	1.4%
Administration	63,938	32%	1.8%
Field/Constituency Expenditures	148,771	74%	1.6%
Candidate Reimbursements Paid	51,864	26%	1.7%
Constituency Expenditures	\$ 200,636	100%	1.6%

Expenditure Details

	Total Expenditures	% of Total Expenditures
Field/Constituency		
<i>Election Officials - Salaries</i>		
Returning Office Staff		
<i>Returning Officer</i>	\$ 19,528	10%
<i>Election Clerk</i>	13,412	7%
<i>Other Office Staff</i>	10,472	5%
	\$ 43,412	22%
Poll Officials		
<i>Supervisory Deputy Returning Officers</i>	\$ 7,340	4%
<i>Deputy Returning Officers</i>	13,269	7%
<i>Poll Clerks</i>	9,908	5%
<i>Other Poll Staff</i>	10,905	5%
	\$ 41,422	21%
Total Salaries	\$ 84,834	42%

	Total Expenditures	% of Total Expenditures
<i>Administration</i>		
Office Rent and Utilities	\$ 28,175	14%
Office Furniture and Equipment	14,326	7%
Poll Rentals	5,050	3%
Printing - Forms and Ballots	5,134	3%
Travel/Business	3,382	2%
Janitorial, Snow Removal, etc.	3,674	2%
Telephone/Internet	3,908	2%
Office Supplies	210	0%
Postage, Courier, and Freight	79	0%
Total Administration	\$ 63,938	32%
Total Field/Constituency Expenditures	\$ 148,771	74%
<i>Candidate Reimbursements</i>		
Candidate Election Expenses	\$ 49,506	25%
Auditors' Fees	2,358	1%
Total Candidate Reimbursements	\$ 51,864	26%
Total Constituency Expenditures	\$ 200,636	100%

Candidates' Election Expense Reimbursement Details

Candidate	Contributions Received (\$)	Total of Expenses (\$ (a))	Total of Reimbursable Expenses (\$)	Amount of Reimbursement (\$)
Kim Breckner (NDP)	51,620	49,267	49,267	29,560
Olu Fakoyejo (SP)	36,300	33,244	33,244	19,947
Naomi Hunter (SGP)	1,383	986	-	(b)

(a) Maximum allowable election expenses for each candidate was \$71,001.

(b) Candidate was not eligible for a reimbursement of their election expenses pursuant to subsection 265(1) of *The Election Act, 1996*.



SASKATOON SILVERSPRING

Spending at a Glance

	Total Expenditures	% of Total Expenditures	% of Total in the Province
Election Officials - Salaries	\$ 79,864	43%	1.4%
Administration	54,389	30%	1.5%
Field/Constituency Expenditures	134,252	73%	1.4%
Candidate Reimbursements Paid	49,643	27%	1.6%
Constituency Expenditures	\$ 183,896	100%	1.5%

Expenditure Details

	Total Expenditures	% of Total Expenditures
Field/Constituency		
<i>Election Officials - Salaries</i>		
Returning Office Staff		
<i>Returning Officer</i>	\$ 19,404	11%
<i>Election Clerk</i>	13,174	7%
<i>Other Office Staff</i>	8,905	5%
	\$ 41,483	23%
Poll Officials		
<i>Supervisory Deputy Returning Officers</i>	\$ 6,683	4%
<i>Deputy Returning Officers</i>	13,105	7%
<i>Poll Clerks</i>	9,717	5%
<i>Other Poll Staff</i>	8,877	5%
	\$ 38,381	21%
Total Salaries	\$ 79,864	43%

	Total Expenditures	% of Total Expenditures
Administration		
Office Rent and Utilities	\$ 19,700	11%
Office Furniture and Equipment	12,879	7%
Poll Rentals	6,000	3%
Printing - Forms and Ballots	4,759	3%
Travel/Business	3,637	2%
Janitorial, Snow Removal, etc.	3,352	2%
Telephone/Internet	3,689	2%
Office Supplies	-	0%
Postage, Courier, and Freight	373	0%
Total Administration	\$ 54,389	30%
Total Field/Constituency Expenditures	\$ 134,252	73%
Candidate Reimbursements		
Candidate Election Expenses	\$ 47,285	26%
Auditors' Fees	2,358	1%
Total Candidate Reimbursements	\$ 49,643	27%
Total Constituency Expenditures	\$ 183,896	100%

Candidates' Election Expense Reimbursement Details

Candidate	Contributions Received (\$)	Total of Expenses (\$ (a))	Total of Reimbursable Expenses (\$)	Amount of Reimbursement (\$)
Hugh Gordon (NDP)	53,826	38,739	38,490	23,094
Jackie Hanson (SGP)	-	-	-	(b)
Paul Merriman (SP)	70,190	40,506	40,319	24,191

(a) Maximum allowable election expenses for each candidate was \$71,001.

(b) Candidate was not eligible for a reimbursement of their election expenses pursuant to subsection 265(1) of *The Election Act, 1996*.



SASKATOON SOUTHEAST

Spending at a Glance

	Total Expenditures	% of Total Expenditures	% of Total in the Province
Election Officials - Salaries	\$ 98,347	44%	1.7%
Administration	62,286	28%	1.7%
Field/Constituency Expenditures	160,633	72%	1.7%
Candidate Reimbursements Paid	61,744	28%	2.0%
Constituency Expenditures	\$ 222,376	100%	1.8%

Expenditure Details

	Total Expenditures	% of Total Expenditures
Field/Constituency		
<i>Election Officials - Salaries</i>		
Returning Office Staff		
<i>Returning Officer</i>	\$ 23,049	10%
<i>Election Clerk</i>	15,078	7%
<i>Other Office Staff</i>	14,518	7%
	\$ 52,645	24%
Poll Officials		
<i>Supervisory Deputy Returning Officers</i>	\$ 7,534	3%
<i>Deputy Returning Officers</i>	15,600	7%
<i>Poll Clerks</i>	12,169	5%
<i>Other Poll Staff</i>	10,400	5%
	\$ 45,702	21%
Total Salaries	\$ 98,347	44%

	Total Expenditures	% of Total Expenditures
<i>Administration</i>		
Office Rent and Utilities	\$ 25,130	11%
Office Furniture and Equipment	13,547	6%
Poll Rentals	6,948	3%
Printing - Forms and Ballots	5,194	2%
Travel/Business	4,627	2%
Janitorial, Snow Removal, etc.	2,915	1%
Telephone/Internet	3,440	2%
Office Supplies	163	0%
Postage, Courier, and Freight	323	0%
Total Administration	\$ 62,286	28%
Total Field/Constituency Expenditures	\$ 160,633	72%
<i>Candidate Reimbursements</i>		
Candidate Election Expenses	\$ 59,386	27%
Auditors' Fees	2,358	1%
Total Candidate Reimbursements	\$ 61,744	28%
Total Constituency Expenditures	\$ 222,376	100%

Candidates' Election Expense Reimbursement Details

Candidate	Contributions Received (\$)	Total of Expenses (\$) (a)	Total of Reimbursable Expenses (\$)	Amount of Reimbursement (\$)
Mohammad Abushar (SGP)	743	743	-	(b)
Greg Brkich (SUP)	-	-	-	(b)
John Owojori (SP)	71,500	42,378	42,062	25,237
Brittney Senger (NDP)	22,714	56,914	56,914	34,148

(a) Maximum allowable election expenses for each candidate was \$71,001.

(b) Candidate was not eligible for a reimbursement of their election expenses pursuant to subsection 265(1) of *The Election Act, 1996*.



SASKATOON STONEBRIDGE

Spending at a Glance

	Total Expenditures	% of Total Expenditures	% of Total in the Province
Election Officials - Salaries	\$ 89,176	41%	1.5%
Administration	58,942	27%	1.6%
Field/Constituency Expenditures	148,118	69%	1.6%
Candidate Reimbursements Paid	68,030	31%	2.3%
Constituency Expenditures	\$ 216,148	100%	1.7%

Expenditure Details

	Total Expenditures	% of Total Expenditures
Field/Constituency		
<i>Election Officials - Salaries</i>		
Returning Office Staff		
<i>Returning Officer</i>	\$ 20,132	9%
<i>Election Clerk</i>	13,762	6%
<i>Other Office Staff</i>	14,434	7%
	\$ 48,328	22%
Poll Officials		
<i>Supervisory Deputy Returning Officers</i>	\$ 5,463	3%
<i>Deputy Returning Officers</i>	16,203	7%
<i>Poll Clerks</i>	12,031	6%
<i>Other Poll Staff</i>	7,151	3%
	\$ 40,848	19%
Total Salaries	\$ 89,176	41%

	Total Expenditures	% of Total Expenditures
Administration		
Office Rent and Utilities	\$ 25,130	12%
Office Furniture and Equipment	11,702	5%
Poll Rentals	5,694	3%
Printing - Forms and Ballots	4,097	2%
Travel/Business	5,415	3%
Janitorial, Snow Removal, etc.	2,693	1%
Telephone/Internet	3,774	2%
Office Supplies	375	0%
Postage, Courier, and Freight	62	0%
Total Administration	\$ 58,942	27%
Total Field/Constituency Expenditures	\$ 148,118	69%
Candidate Reimbursements		
Candidate Election Expenses	\$ 65,672	30%
Auditors' Fees	2,358	1%
Total Candidate Reimbursements	\$ 68,030	31%
Total Constituency Expenditures	\$ 216,148	100%

Candidates' Election Expense Reimbursement Details

Candidate	Contributions Received (\$)	Total of Expenses (\$) (a)	Total of Reimbursable Expenses (\$)	Amount of Reimbursement (\$)
Bronwyn Eyre (SP)	89,446	57,561	57,561	34,537
Cheryl Mazil (SGP)	-	-	-	(b)
Jahangir J Valiani (SPP)	323	323	-	(b)
Darcy Warrington (NDP)	72,178	52,212	51,892	31,135

(a) Maximum allowable election expenses for each candidate was \$71,001.

(b) Candidate was not eligible for a reimbursement of their election expenses pursuant to subsection 265(1) of *The Election Act, 1996*.



SASKATOON UNIVERSITY-SUTHERLAND

Spending at a Glance

	Total Expenditures	% of Total Expenditures	% of Total in the Province
Election Officials - Salaries	\$ 107,525	49%	1.8%
Administration	49,939	23%	1.4%
Field/Constituency Expenditures	157,464	72%	1.7%
Candidate Reimbursements Paid	62,317	28%	2.1%
Constituency Expenditures	\$ 219,781	100%	1.8%

Expenditure Details

	Total Expenditures	% of Total Expenditures
Field/Constituency		
<i>Election Officials - Salaries</i>		
Returning Office Staff		
<i>Returning Officer</i>	\$ 24,097	11%
<i>Election Clerk</i>	16,954	8%
<i>Other Office Staff</i>	14,782	7%
	\$ 55,833	25%
Poll Officials		
<i>Supervisory Deputy Returning Officers</i>	\$ 8,541	4%
<i>Deputy Returning Officers</i>	17,208	8%
<i>Poll Clerks</i>	13,703	6%
<i>Other Poll Staff</i>	12,241	6%
	\$ 51,692	24%
Total Salaries	\$ 107,525	49%

	Total Expenditures	% of Total Expenditures
Administration		
Office Rent and Utilities	\$ 13,160	6%
Office Furniture and Equipment	13,626	6%
Poll Rentals	7,794	4%
Printing - Forms and Ballots	4,099	2%
Travel/Business	2,750	1%
Janitorial, Snow Removal, etc.	3,138	1%
Telephone/Internet	4,631	2%
Office Supplies	681	0%
Postage, Courier, and Freight	61	0%
Total Administration	\$ 49,939	23%
Total Field/Constituency Expenditures	\$ 157,464	72%
Candidate Reimbursements		
Candidate Election Expenses	\$ 58,782	27%
Auditors' Fees	3,535	2%
Total Candidate Reimbursements	\$ 62,317	28%
Total Constituency Expenditures	\$ 219,781	100%

Candidates' Election Expense Reimbursement Details

Candidate	Contributions Received (\$)	Total of Expenses (\$) (a)	Total of Reimbursable Expenses (\$)	Amount of Reimbursement (\$)
Dawne Badrock (SUP)	2,283	2,233	-	(b)
Tajinder Grewal (NDP)	51,167	50,533	50,533	30,320
Felipe Guerra (SGP)	75	75	-	(b)
Ghislaine McLeod (SP)	92,254	47,970	47,438	28,463

(a) Maximum allowable election expenses for each candidate was \$71,001.

(b) Candidate was not eligible for a reimbursement of their election expenses pursuant to subsection 265(1) of *The Election Act, 1996*.



SASKATOON WESTVIEW

Spending at a Glance

	Total Expenditures	% of Total Expenditures	% of Total in the Province
Election Officials - Salaries	\$ 86,959	41%	1.5%
Administration	61,103	29%	1.7%
Field/Constituency Expenditures	148,062	70%	1.6%
Candidate Reimbursements Paid	64,348	30%	2.1%
Constituency Expenditures	\$ 212,410	100%	1.7%

Expenditure Details

	Total Expenditures	% of Total Expenditures
Field/Constituency		
<i>Election Officials - Salaries</i>		
Returning Office Staff		
<i>Returning Officer</i>	\$ 19,783	9%
<i>Election Clerk</i>	13,783	6%
<i>Other Office Staff</i>	14,351	7%
	\$ 47,918	23%
Poll Officials		
<i>Supervisory Deputy Returning Officers</i>	\$ 4,854	2%
<i>Deputy Returning Officers</i>	14,232	7%
<i>Poll Clerks</i>	10,713	5%
<i>Other Poll Staff</i>	9,243	4%
	\$ 39,042	18%
Total Salaries	\$ 86,959	41%

	Total Expenditures	% of Total Expenditures
Administration		
Office Rent and Utilities	\$ 26,910	13%
Office Furniture and Equipment	15,820	7%
Poll Rentals	5,400	3%
Printing - Forms and Ballots	4,407	2%
Travel/Business	2,974	1%
Janitorial, Snow Removal, etc.	872	0%
Telephone/Internet	4,271	2%
Office Supplies	290	0%
Postage, Courier, and Freight	158	0%
Total Administration	\$ 61,103	29%
Total Field/Constituency Expenditures		
	\$ 148,062	70%
Candidate Reimbursements		
Candidate Election Expenses	\$ 61,990	29%
Auditors' Fees	2,358	1%
Total Candidate Reimbursements	\$ 64,348	30%
Total Constituency Expenditures		
	\$ 212,410	100%

Candidates' Election Expense Reimbursement Details

Candidate	Contributions Received (\$)	Total of Expenses (\$ (a))	Total of Reimbursable Expenses (\$)	Amount of Reimbursement (\$)
David Buckingham (SP)	71,950	51,124	50,802	30,481
April ChiefCalf (NDP)	64,243	52,965	52,515	31,509
Jupiter Neault (SGP)	-	-	-	(b)

(a) Maximum allowable election expenses for each candidate was \$71,001.

(b) Candidate was not eligible for a reimbursement of their election expenses pursuant to subsection 265(1) of *The Election Act, 1996*.



SASKATOON WILLOWGROVE

Spending at a Glance

	Total Expenditures	% of Total Expenditures	% of Total in the Province
Election Officials - Salaries	\$ 96,757	43%	1.6%
Administration	62,260	28%	1.7%
Field/Constituency Expenditures	159,017	71%	1.7%
Candidate Reimbursements Paid	65,656	29%	2.2%
Constituency Expenditures	\$ 224,673	100%	1.8%

Expenditure Details

	Total Expenditures	% of Total Expenditures
Field/Constituency		
<i>Election Officials - Salaries</i>		
Returning Office Staff		
<i>Returning Officer</i>	\$ 23,170	10%
<i>Election Clerk</i>	15,001	7%
<i>Other Office Staff</i>	11,924	5%
	\$ 50,095	22%
Poll Officials		
<i>Supervisory Deputy Returning Officers</i>	\$ 6,982	3%
<i>Deputy Returning Officers</i>	16,609	7%
<i>Poll Clerks</i>	12,641	6%
<i>Other Poll Staff</i>	10,431	5%
	\$ 46,663	21%
Total Salaries	\$ 96,757	43%

	Total Expenditures	% of Total Expenditures
<i>Administration</i>		
Office Rent and Utilities	\$ 23,052	10%
Office Furniture and Equipment	15,518	7%
Poll Rentals	7,094	3%
Printing - Forms and Ballots	5,562	2%
Travel/Business	2,883	1%
Janitorial, Snow Removal, etc.	3,550	2%
Telephone/Internet	4,038	2%
Office Supplies	547	0%
Postage, Courier, and Freight	17	0%
Total Administration	\$ 62,260	28%
Total Field/Constituency Expenditures	\$ 159,017	71%
<i>Candidate Reimbursements</i>		
Candidate Election Expenses	\$ 63,298	28%
Auditors' Fees	2,358	1%
Total Candidate Reimbursements	\$ 65,656	29%
Total Constituency Expenditures	\$ 224,673	100%

Candidates' Election Expense Reimbursement Details

Candidate	Contributions Received (\$)	Total of Expenses (\$) (a)	Total of Reimbursable Expenses (\$)	Amount of Reimbursement (\$)
Ken Cheveldayoff (SP)	109,361	67,764	67,764	40,658
William Hughes (SUP)	415	380	-	(b)
Tawe Morin (SGP)	-	-	-	(b)
Alana Wakula (NDP)	46,838	37,833	37,732	22,639

(a) Maximum allowable election expenses for each candidate was \$71,001.

(b) Candidate was not eligible for a reimbursement of their election expenses pursuant to subsection 265(1) of *The Election Act, 1996*.



SWIFT CURRENT

Spending at a Glance

	Total Expenditures	% of Total Expenditures	% of Total in the Province
Election Officials - Salaries	\$ 96,439	51%	1.6%
Administration	46,520	24%	1.3%
Field/Constituency Expenditures	142,959	75%	1.5%
Candidate Reimbursements Paid	47,368	25%	1.6%
Constituency Expenditures	\$ 190,326	100%	1.5%

Expenditure Details

	Total Expenditures	% of Total Expenditures
Field/Constituency		
<i>Election Officials - Salaries</i>		
Returning Office Staff		
<i>Returning Officer</i>	\$ 19,304	10%
<i>Election Clerk</i>	12,929	7%
<i>Other Office Staff</i>	13,972	7%
	\$ 46,205	24%
Poll Officials		
<i>Supervisory Deputy Returning Officers</i>	\$ 9,804	5%
<i>Deputy Returning Officers</i>	16,518	9%
<i>Poll Clerks</i>	13,087	7%
<i>Other Poll Staff</i>	10,825	6%
	\$ 50,234	26%
Total Salaries	\$ 96,439	51%

	Total Expenditures	% of Total Expenditures
<i>Administration</i>		
Office Rent and Utilities	\$ 11,592	6%
Office Furniture and Equipment	15,031	8%
Poll Rentals	7,500	4%
Printing - Forms and Ballots	4,671	2%
Travel/Business	2,542	1%
Janitorial, Snow Removal, etc.	805	0%
Telephone/Internet	3,971	2%
Office Supplies	345	0%
Postage, Courier, and Freight	63	0%
Total Administration	\$ 46,520	24%
Total Field/Constituency Expenditures	\$ 142,959	75%
<i>Candidate Reimbursements</i>		
Candidate Election Expenses	\$ 45,010	24%
Auditors' Fees	2,358	1%
Total Candidate Reimbursements	\$ 47,368	25%
Total Constituency Expenditures	\$ 190,326	100%

Candidates' Election Expense Reimbursement Details

Candidate	Contributions Received (\$)	Total of Expenses (\$) (a)	Total of Reimbursable Expenses (\$)	Amount of Reimbursement (\$)
Everett Hindley (SP)	58,675	44,308	44,308	26,585
Jay Kimball (NDP)	35,000	30,708	30,708	18,425
Constance P Maffenbeier (BPSK)	411	411	-	(b)
George Watson (SGP)	-	-	-	(b)

(a) Maximum allowable election expenses for each candidate was \$71,001.

(b) Candidate was not eligible for a reimbursement of their election expenses pursuant to subsection 265(1) of *The Election Act, 1996*.



THE BATTLEFORDS

Spending at a Glance

	Total Expenditures	% of Total Expenditures	% of Total in the Province
Election Officials - Salaries	\$ 94,285	49%	1.6%
Administration	47,878	25%	1.3%
Field/Constituency Expenditures	142,164	73%	1.5%
Candidate Reimbursements Paid	51,701	27%	1.7%
Constituency Expenditures	\$ 193,865	100%	1.5%

Expenditure Details

	Total Expenditures	% of Total Expenditures
Field/Constituency		
<i>Election Officials - Salaries</i>		
Returning Office Staff		
<i>Returning Officer</i>	\$ 21,308	11%
<i>Election Clerk</i>	12,873	7%
<i>Other Office Staff</i>	14,071	7%
	\$ 48,251	25%
Poll Officials		
<i>Supervisory Deputy Returning Officers</i>	\$ 8,569	4%
<i>Deputy Returning Officers</i>	16,686	9%
<i>Poll Clerks</i>	14,460	7%
<i>Other Poll Staff</i>	6,319	3%
	\$ 46,034	24%
Total Salaries	\$ 94,285	49%

	Total Expenditures	% of Total Expenditures
<i>Administration</i>		
Office Rent and Utilities	\$ 9,000	5%
Office Furniture and Equipment	13,250	7%
Poll Rentals	7,500	4%
Printing - Forms and Ballots	4,500	2%
Travel/Business	5,743	3%
Janitorial, Snow Removal, etc.	3,596	2%
Telephone/Internet	3,759	2%
Office Supplies	364	0%
Postage, Courier, and Freight	166	0%
Total Administration	\$ 47,878	25%
Total Field/Constituency Expenditures	\$ 142,164	73%
<i>Candidate Reimbursements</i>		
Candidate Election Expenses	\$ 49,343	25%
Auditors' Fees	2,358	1%
Total Candidate Reimbursements	\$ 51,701	27%
Total Constituency Expenditures	\$ 193,865	100%

Candidates' Election Expense Reimbursement Details

Candidate	Contributions Received (\$)	Total of Expenses (\$) (a)	Total of Reimbursable Expenses (\$)	Amount of Reimbursement (\$)
Jeremy Cockrill (SP)	70,400	40,550	36,500	21,900
Tom Kroczyński (NDP)	58,271	45,738	45,738	27,443
Sara Piotrofsky (SGP)	-	-	-	(b)
Dale Richarson (BPSK)	274	274	-	(b)

(a) Maximum allowable election expenses for each candidate was \$71,001.

(b) Candidate was not eligible for a reimbursement of their election expenses pursuant to subsection 265(1) of *The Election Act, 1996*.



WARMAN

Spending at a Glance

	Total Expenditures	% of Total Expenditures	% of Total in the Province
Election Officials - Salaries	\$ 82,735	49%	1.4%
Administration	51,754	30%	1.4%
Field/Constituency Expenditures	134,489	79%	1.4%
Candidate Reimbursements Paid	35,400	21%	1.2%
Constituency Expenditures	\$ 169,889	100%	1.4%

Expenditure Details

	Total Expenditures	% of Total Expenditures
Field/Constituency		
<i>Election Officials - Salaries</i>		
Returning Office Staff		
<i>Returning Officer</i>	\$ 21,153	12%
<i>Election Clerk</i>	13,412	8%
<i>Other Office Staff</i>	15,929	9%
	\$ 50,494	30%
Poll Officials		
<i>Supervisory Deputy Returning Officers</i>	\$ 909	1%
<i>Deputy Returning Officers</i>	15,671	9%
<i>Poll Clerks</i>	11,387	7%
<i>Other Poll Staff</i>	4,274	3%
	\$ 32,241	19%
Total Salaries	\$ 82,735	49%

	Total Expenditures	% of Total Expenditures
Administration		
Office Rent and Utilities	\$ 11,750	7%
Office Furniture and Equipment	13,997	8%
Poll Rentals	8,172	5%
Printing - Forms and Ballots	4,973	3%
Travel/Business	8,064	5%
Janitorial, Snow Removal, etc.	318	0%
Telephone/Internet	3,842	2%
Office Supplies	525	0%
Postage, Courier, and Freight	114	0%
Total Administration	\$ 51,754	30%
Total Field/Constituency Expenditures		
	\$ 134,489	79%
Candidate Reimbursements		
Candidate Election Expenses	\$ 31,863	19%
Auditors' Fees	3,537	2%
Total Candidate Reimbursements	\$ 35,400	21%
Total Constituency Expenditures		
	\$ 169,889	100%

Candidates' Election Expense Reimbursement Details

Candidate	Contributions Received (\$)	Total of Expenses (\$ (a))	Total of Reimbursable Expenses (\$)	Amount of Reimbursement (\$)
Erica Baerwald (NDP)	20,974	20,955	20,919	12,551
Andrea Early (SUP)	4,375	4,375	-	(b)
Mark Friesen (BPSK)	-	-	-	(b)
Adriana Hackl Pinno (SGP)	-	-	-	(b)
Terry Jenson (SP)	48,775	34,578	32,186	19,312

(a) Maximum allowable election expenses for each candidate was \$71,001.

(b) Candidate was not eligible for a reimbursement of their election expenses pursuant to subsection 265(1) of *The Election Act, 1996*.



WEYBURN-BENGOUGH

Spending at a Glance

	Total Expenditures	% of Total Expenditures	% of Total in the Province
Election Officials - Salaries	\$ 98,024	48%	1.7%
Administration	70,965	35%	2.0%
Field/Constituency Expenditures	168,989	83%	1.8%
Candidate Reimbursements Paid	35,469	17%	1.2%
Constituency Expenditures	\$ 204,458	100%	1.6%

Expenditure Details

	Total Expenditures	% of Total Expenditures
Field/Constituency		
<i>Election Officials - Salaries</i>		
Returning Office Staff		
<i>Returning Officer</i>	\$ 21,805	11%
<i>Election Clerk</i>	15,106	7%
<i>Other Office Staff</i>	13,894	7%
	\$ 50,805	25%
Poll Officials		
<i>Supervisory Deputy Returning Officers</i>	\$ 2,094	1%
<i>Deputy Returning Officers</i>	19,415	9%
<i>Poll Clerks</i>	14,037	7%
<i>Other Poll Staff</i>	11,674	6%
	\$ 47,219	23%
Total Salaries	\$ 98,024	48%

	Total Expenditures	% of Total Expenditures
Administration		
Office Rent and Utilities	\$ 22,064	11%
Office Furniture and Equipment	13,520	7%
Poll Rentals	9,150	4%
Printing - Forms and Ballots	5,949	3%
Travel/Business	11,314	6%
Janitorial, Snow Removal, etc.	3,972	2%
Telephone/Internet	4,182	2%
Office Supplies	537	0%
Postage, Courier, and Freight	278	0%
Total Administration	\$ 70,965	35%
Total Field/Constituency Expenditures		
	\$ 168,989	83%
Candidate Reimbursements		
Candidate Election Expenses	\$ 31,935	16%
Auditors' Fees	3,535	2%
Total Candidate Reimbursements	\$ 35,469	17%
Total Constituency Expenditures		
	\$ 204,458	100%

Candidates' Election Expense Reimbursement Details

Candidate	Contributions Received (\$)	Total of Expenses (\$ (a))	Total of Reimbursable Expenses (\$)	Amount of Reimbursement (\$)
North Hunter (SGP)	-	-	-	(b)
Seth Lendrum (NDP)	11,050	9,793	9,594	5,756
Rose McInnes (SUP)	7,920	7,572	-	(b)
Andrew Shanaida (BPSK)	165	165	-	(b)
Michael Weger (SP)	59,025	43,808	43,631	26,179

(a) Maximum allowable election expenses for each candidate was \$71,001.

(b) Candidate was not eligible for a reimbursement of their election expenses pursuant to subsection 265(1) of *The Election Act, 1996*.



WHITE CITY-QU'APPELLE

Spending at a Glance

	Total Expenditures	% of Total Expenditures	% of Total in the Province
Election Officials - Salaries	\$ 97,517	46%	1.7%
Administration	60,418	28%	1.7%
Field/Constituency Expenditures	157,935	74%	1.7%
Candidate Reimbursements Paid	54,087	26%	1.8%
Constituency Expenditures	\$ 212,021	100%	1.7%

Expenditure Details

	Total Expenditures	% of Total Expenditures
Field/Constituency		
<i>Election Officials - Salaries</i>		
Returning Office Staff		
<i>Returning Officer</i>	\$ 22,300	11%
<i>Election Clerk</i>	14,385	7%
<i>Other Office Staff</i>	15,560	7%
	\$ 52,244	25%
Poll Officials		
<i>Supervisory Deputy Returning Officers</i>	\$ 2,578	1%
<i>Deputy Returning Officers</i>	21,014	10%
<i>Poll Clerks</i>	15,176	7%
<i>Other Poll Staff</i>	6,504	3%
	\$ 45,272	21%
Total Salaries	\$ 97,517	46%

	Total Expenditures	% of Total Expenditures
<i>Administration</i>		
Office Rent and Utilities	\$ 13,500	6%
Office Furniture and Equipment	11,852	6%
Poll Rentals	8,550	4%
Printing - Forms and Ballots	5,792	3%
Travel/Business	15,610	7%
Janitorial, Snow Removal, etc.	-	0%
Telephone/Internet	4,026	2%
Office Supplies	176	0%
Postage, Courier, and Freight	913	0%
Total Administration	\$ 60,418	28%
Total Field/Constituency Expenditures	\$ 157,935	74%
<i>Candidate Reimbursements</i>		
Candidate Election Expenses	\$ 50,552	24%
Auditors' Fees	3,535	2%
Total Candidate Reimbursements	\$ 54,087	26%
Total Constituency Expenditures	\$ 212,021	100%

Candidates' Election Expense Reimbursement Details

Candidate	Contributions Received (\$)	Total of Expenses (\$ (a))	Total of Reimbursable Expenses (\$)	Amount of Reimbursement (\$)
Grady Birns (NDP)	41,171	35,723	35,082	21,049
Brad Crassweller (SP)	58,625	49,171	49,171	29,503
Darcy Thiele (SUP)	5,961	5,639	-	(b)

(a) Maximum allowable election expenses for each candidate was \$71,001.

(b) Candidate was not eligible for a reimbursement of their election expenses pursuant to subsection 265(1) of *The Election Act, 1996*.



WOOD RIVER

Spending at a Glance

	Total Expenditures	% of Total Expenditures	% of Total in the Province
Election Officials - Salaries	\$ 114,058	45%	1.9%
Administration	82,860	33%	2.3%
Field/Constituency Expenditures	196,918	78%	2.1%
Candidate Reimbursements Paid	56,902	22%	1.9%
Constituency Expenditures	\$ 253,820	100%	2.0%

Expenditure Details

	Total Expenditures	% of Total Expenditures
Field/Constituency		
<i>Election Officials - Salaries</i>		
Returning Office Staff		
<i>Returning Officer</i>	\$ 21,335	8%
<i>Election Clerk</i>	16,310	6%
<i>Other Office Staff</i>	20,852	8%
	\$ 58,497	23%
Poll Officials		
<i>Supervisory Deputy Returning Officers</i>	\$ -	0%
<i>Deputy Returning Officers</i>	27,011	11%
<i>Poll Clerks</i>	18,879	7%
<i>Other Poll Staff</i>	9,672	4%
	\$ 55,562	22%
Total Salaries	\$ 114,058	45%

	Total Expenditures	% of Total Expenditures
Administration		
Office Rent and Utilities	\$ 12,252	5%
Office Furniture and Equipment	13,910	5%
Poll Rentals	14,600	6%
Printing - Forms and Ballots	7,395	3%
Travel/Business	28,020	11%
Janitorial, Snow Removal, etc.	1,553	1%
Telephone/Internet	4,184	2%
Office Supplies	816	0%
Postage, Courier, and Freight	130	0%
Total Administration	\$ 82,860	33%
Total Field/Constituency Expenditures	\$ 196,918	78%
Candidate Reimbursements		
Candidate Election Expenses	\$ 52,188	21%
Auditors' Fees	4,714	2%
Total Candidate Reimbursements	\$ 56,902	22%
Total Constituency Expenditures	\$ 253,820	100%

Candidates' Election Expense Reimbursement Details

Candidate	Contributions Received (\$)	Total of Expenses (\$ (a))	Total of Reimbursable Expenses (\$)	Amount of Reimbursement (\$)
Clint Arnason (PC)	2,918	2,818	-	(b)
David Marit (SP)	51,962	37,734	36,104	21,662
Todd McIntyre (SUP)	1,900	1,246	-	(b)
Melvin Pylypchuk (SGP)	-	-	-	(b)
Mike Topola (NDP)	53,529	50,877	50,877	30,526

(a) Maximum allowable election expenses for each candidate was \$71,001.

(b) Candidate was not eligible for a reimbursement of their election expenses pursuant to subsection 265(1) of *The Election Act, 1996*.



YORKTON

Spending at a Glance

	Total Expenditures	% of Total Expenditures	% of Total in the Province
Election Officials - Salaries	\$ 103,663	53%	1.8%
Administration	44,863	23%	1.2%
Field/Constituency Expenditures	148,526	76%	1.6%
Candidate Reimbursements Paid	48,128	24%	1.6%
Constituency Expenditures	\$ 196,655	100%	1.6%

Expenditure Details

	Total Expenditures	% of Total Expenditures
Field/Constituency		
<i>Election Officials - Salaries</i>		
Returning Office Staff		
<i>Returning Officer</i>	\$ 23,096	12%
<i>Election Clerk</i>	17,682	9%
<i>Other Office Staff</i>	14,166	7%
	\$ 54,944	28%
Poll Officials		
<i>Supervisory Deputy Returning Officers</i>	\$ 7,212	4%
<i>Deputy Returning Officers</i>	13,501	7%
<i>Poll Clerks</i>	10,231	5%
<i>Other Poll Staff</i>	17,776	9%
	\$ 48,719	25%
Total Salaries	\$ 103,663	53%

	Total Expenditures	% of Total Expenditures
Administration		
Office Rent and Utilities	\$ 13,538	7%
Office Furniture and Equipment	11,406	6%
Poll Rentals	5,547	3%
Printing - Forms and Ballots	4,820	2%
Travel/Business	4,313	2%
Janitorial, Snow Removal, etc.	288	0%
Telephone/Internet	3,995	2%
Office Supplies	717	0%
Postage, Courier, and Freight	239	0%
Total Administration	\$ 44,863	23%
Total Field/Constituency Expenditures	\$ 148,526	76%
Candidate Reimbursements		
Candidate Election Expenses	\$ 42,236	21%
Auditors' Fees	5,893	3%
Total Candidate Reimbursements	\$ 48,128	24%
Total Constituency Expenditures	\$ 196,655	100%

Candidates' Election Expense Reimbursement Details

Candidate	Contributions Received (\$)	Total of Expenses (\$ (a))	Total of Reimbursable Expenses (\$)	Amount of Reimbursement (\$)
Valerie Brooks (SGP)	2,525	2,338	-	(b)
David Chan (SP)	68,610	30,533	30,533	18,320
Doug Forster (SUP)	9,612	8,921	-	(b)
Timothy Kasprick (BPSK)	2,022	1,512	-	(b)
Lenore Pinder (NDP)	41,733	40,644	39,859	23,915

(a) Maximum allowable election expenses for each candidate was \$71,001.

(b) Candidate was not eligible for a reimbursement of their election expenses pursuant to subsection 265(1) of *The Election Act, 1996*.





During the close out of the 2024 general election the Chief Electoral Officer granted 45 orders for individual extensions of time to prepare and file the candidate's return of election expenses.



7

CHAPTER SEVEN

Orders and Authorizations of the Chief Electoral Officer

ORDERS AND AUTHORIZATIONS OF THE CHIEF ELECTORAL OFFICER

Party	Constituency	Candidate	Number of Extensions Granted
New Democratic Party (NDP)	Canora-Pelly	Wynn Fedorchuk	1
New Democratic Party (NDP)	Carrot River Valley	CJ Binkley	1
New Democratic Party (NDP)	Cumberland	Jordan McPhail	1
New Democratic Party (NDP)	Cut Knife-Turtleford	Clayton Poole	1
New Democratic Party (NDP)	Cypress Hills	Clare McNab	1
New Democratic Party (NDP)	Dakota-Arm River	Jordan Wiens	1
New Democratic Party (NDP)	Estevan-Big Muddy	Phil Smith	1
New Democratic Party (NDP)	Kelvington-Wadena	Lorne Schroeder	1
New Democratic Party (NDP)	Last Mountain-Touchwood	Thera Nordal	1
New Democratic Party (NDP)	Lloydminster	Adam Tremblay	1
New Democratic Party (NDP)	Lumsden-Morse	Chauntel Baudu	1
New Democratic Party (NDP)	Martensville-Blairmore	Tammy Pike	1
New Democratic Party (NDP)	Meadow Lake	Miles Nachbaur	1
New Democratic Party (NDP)	Melville-Saltcoats	Karen Hovind	1
New Democratic Party (NDP)	Moose Jaw North	Cheantelle Fisher	1
New Democratic Party (NDP)	Moose Jaw Wakamow	Melissa Patterson	1
New Democratic Party (NDP)	Moosomin-Montmartre	Chris Ball	1
New Democratic Party (NDP)	Prince Albert Carlton	Carolyn Brost Strom	1
Saskatchewan Party	Regina Coronation Park	Riaz Ahmad	1
New Democratic Party (NDP)	Regina Coronation Park	Noor Burki	1
New Democratic Party (NDP)	Regina Douglas Park	Nicole Sarauer	1
New Democratic Party (NDP)	Regina Elphinstone-Centre	Meara Conway	1
Saskatchewan Party	Regina Mount Royal	Jaspreet Mander	1
New Democratic Party (NDP)	Regina Northeast	Jacqueline Roy	1
BPSK	Regina Pasqua	Shannon Chapple	1
Saskatchewan Party	Regina South Albert	Khushdil (Lucky) Mehrok	1
New Democratic Party (NDP)	Regina University	Sally Houser	1
New Democratic Party (NDP)	Regina Wascana Plains	Brent Blakley	1
New Democratic Party (NDP)	Saskatoon Centre	Betty Nippi-Albright	1
Saskatchewan Party	Saskatoon Centre	Dale Hrynuik	1
New Democratic Party (NDP)	Saskatoon Chief Mistawasis	Don McBean	1
New Democratic Party (NDP)	Saskatoon Eastview	Matt Love	1
New Democratic Party (NDP)	Saskatoon Fairview	Vicki Mowat	1

Party	Constituency	Candidate	Number of Extensions Granted
New Democratic Party (NDP)	Saskatoon Meewasin	Nathaniel Teed	1
New Democratic Party (NDP)	Saskatoon Riversdale	Kim Breckner	1
New Democratic Party (NDP)	Saskatoon Silverspring	Hugh Gordon	1
New Democratic Party (NDP)	Saskatoon Southeast	Brittney Senger	1
New Democratic Party (NDP)	Saskatoon University-Sutherland	Tajinder Grewal	1
New Democratic Party (NDP)	Saskatoon Westview	April ChiefCalf	1
New Democratic Party (NDP)	Saskatoon Willowgrove	Alana Wakula	1
New Democratic Party (NDP)	The Battlefords	Tom Kroczyński	1
New Democratic Party (NDP)	Warman	Erica Baerwald	1
New Democratic Party (NDP)	Weyburn-Bengough	Seth Lendrum	1
New Democratic Party (NDP)	White City-Qu'Appelle	Grady Birns	1
New Democratic Party (NDP)	Yorkton	Lenore Pinder	1
			45





\$94,665

\$71,000

Maximum allowable election expenses for each candidate in Athabasca and Cumberland

Maximum allowable election expenses for each candidate in all other constituencies

8

CHAPTER EIGHT

**Summary of
Contributions
Received, Expenses
Incurred, and
Reimbursements
Paid – Candidates**

SUMMARY OF CONTRIBUTIONS RECEIVED, EXPENSES INCURRED, AND REIMBURSEMENTS PAID – CANDIDATES

Constituency	Contributions Received (\$)	Candidate's Personal Expenses (\$) (a)	Candidate's Campaign Expenses (\$)	Hire of Premises (\$)	Advertising (\$)
Athabasca					
Leroy Laliberte (NDP)	29,143.34	-	-	-	6,459.40
Jim Lemaigre (SP)	69,050.00	-	18,113.58	-	26,604.27
Raven Reid (SGP)	-	-	-	-	-
Batoche					
Hamish Graham (SGP)	-	-	-	-	-
Trina Miller (NDP)	49,843.42	-	1,873.84	1,589.00	4,000.00
Darlene Rowden (SP)	37,500.00	-	-	500.00	16,340.31
Erin Nicole Spencer (SUP)	4,151.33	-	-	200.00	752.73
Cannington					
Daryl Harrison (SP)	55,750.00	-	4,419.54	-	31,917.48
Barbara Helfrick (SUP)	-	-	-	-	-
Michelle Krieger (BPSK)	11,298.00	-	1,890.00	-	1,244.50
Natalie Lund-Clysdale (SGP)	-	-	-	-	-
Dianne Twietmeyer (NDP)	12,680.45	-	108.13	-	4,278.76
Canora-Pelly					
Wynn Fedorchuk (NDP)	24,061.42	-	2,009.75	1,500.00	4,004.48
Casimira Rimando (SGP)	-	-	-	-	-
Niall Schofield (BPSK)	1,450.00	266.54	-	459.13	-
Sean Wilson (SP)	85,415.00	-	1,120.19	800.00	27,031.06
Carrot River Valley					
Liam Becker Lau (SGP)	-	-	-	-	-
CJ Binkley (NDP)	10,946.46	-	-	-	6,394.34
Terri Bromm (SP)	70,372.94	-	2,416.00	2,798.00	25,784.26
Shauna Stanley Seymour (SUP)	17,617.43	-	-	355.86	7,031.19
Cumberland					
Siwichis Bird-Paddy (SGP)	-	-	-	-	-
Nasser Dean Chalifoux (IND)	941.17	-	540.70	-	-
Jordan McPhail (NDP)	44,170.03	120.00	8,217.89	2,325.00	4,878.75
Gregory Seib (SP)	52,207.72	-	3,229.62	558.85	24,534.71

Services (\$)	Goods Supplied (\$)	Travel and Hire of Vehicle (\$)	Undisputed Claims Unpaid (\$)	Total Expenses (\$) (c)	Total Reimbursable Expenses (\$)	Amount of Reimbursement (\$)
12,943.92	7,159.24	-	-	26,562.56	26,077.94	15,646.76
11,161.77	2,938.31	6,693.45	-	65,511.38	49,902.85	29,941.71
-	-	-	-	-	-	(b)
-	-	-	-	-	-	(b)
31,233.92	5,267.06	2,152.80	-	46,116.62	45,899.35	27,539.61
107.65	9,583.89	-	-	26,531.85	26,531.85	15,919.11
721.50	1,872.96	337.69	-	3,884.88	-	(b)
1,828.70	989.81	-	-	39,155.53	39,123.53	23,474.12
-	-	-	-	-	-	(b)
-	6,350.14	-	-	9,484.64	-	(b)
-	-	-	-	-	-	(b)
-	-	-	-	4,386.89	-	(b)
16,037.19	3,651.57	539.66	-	27,742.65	27,339.25	16,403.55
-	-	-	-	-	-	(b)
-	221.31	211.31	1,096.50	1,988.25	-	(b)
7,277.19	22,810.45	1,076.11	-	60,115.00	59,895.00	35,937.00
-	-	-	-	-	-	(b)
1,293.58	3,094.99	-	-	10,782.91	10,732.91	6,439.75
7,837.75	2,041.66	-	-	40,877.67	40,877.67	24,526.60
601.00	6,838.04	547.92	-	15,374.01	-	(b)
-	-	-	-	-	-	(b)
400.47	-	-	-	941.17	-	(b)
18,381.40	8,088.27	1,635.85	-	43,527.16	43,527.16	26,116.30
2,403.15	5,065.65	8,921.47	1,149.74	45,863.19	39,908.09	23,944.85

Continued on next page



SUMMARY OF CONTRIBUTIONS RECEIVED, EXPENSES INCURRED, AND REIMBURSEMENTS PAID – CANDIDATES (CONTINUED)

Constituency	Contributions Received (\$)	Candidate's Personal Expenses (\$) (a)	Candidate's Campaign Expenses (\$)	Hire of Premises (\$)	Advertising (\$)
Cut Knife-Turtleford					
Holly Ennis (SGP)	-	-	-	-	-
Steve Gessner (SUP)	4,100.00	-	-	-	-
Clayton Poole (NDP)	9,555.00	-	-	-	4,205.06
James Thorsteinson (SP)	56,240.00	-	1,451.46	884.21	18,510.76
Cypress Hills					
Clare McNab (NDP)	15,406.09	-	504.00	800.00	4,000.00
Doug Steele (SP)	56,205.65	-	945.26	1,200.00	29,927.31
Doug Wilson (BPSK)	274.13	-	-	-	274.13
Dakota-Arm River					
Raymond L. Carrick (PC)	2,330.91	-	-	-	1,606.50
Darren Ebenal (SUP)	21,319.54	-	2,955.68	-	6,986.39
Barret Kropf (SP)	76,049.00	-	2,370.88	750.00	31,118.26
Joseph Reynolds (SGP)	-	-	-	-	-
Jordan Wiens (NDP)	30,046.12	-	-	788.10	6,604.00
Estevan-Big Muddy					
Lori Carr (SP)	77,082.18	194.80	3,882.71	1,627.50	28,578.70
Andrew Cey (SUP)	2,264.26	-	398.40	-	-
Billy Patterson (SGP)	-	-	-	-	-
Phil Smith (NDP)	4,912.82	-	678.86	-	-
Phillip Zajac (BPSK)	17,285.00	-	-	359.09	13,298.49
Humboldt-Watrous					
Rose Buscholl (PC)	6,563.37	-	1,762.07	450.00	3,179.40
Megan Christianson (BPSK)	2,247.19	-	-	175.00	156.82
Kevin Fallis (NDP)	9,996.48	-	995.87	-	4,838.05
Racquel Hilbert (SP)	33,930.00	-	445.21	2,890.00	20,975.25
Carrie Ann Hradecki (SUP)	4,249.76	-	702.00	125.00	372.01
Sharon Thibault (SGP)	-	-	-	-	-
Kelvington-Wadena					
Chris Beaudry (SP)	58,861.00	-	-	577.77	20,870.26
Clint Gottinger (SUP)	17,301.14	-	-	645.20	-
Gillian Halyk (SGP)	-	-	-	-	-
Lorne Schroeder (NDP)	25,704.39	-	2,644.68	-	9,138.74

Services (\$)	Goods Supplied (\$)	Travel and Hire of Vehicle (\$)	Undisputed Claims Unpaid (\$)	Total Expenses (\$) (c)	Total Reimbursable Expenses (\$)	Amount of Reimbursement (\$)
-	-	-	-	-	-	(b)
102.50	3,075.86	-	-	3,178.36	-	(b)
2,910.55	2,521.03	-	-	9,636.64	9,636.64	5,781.98
6,553.36	13,032.15	-	-	40,431.94	40,201.48	24,120.89
4,994.35	3,308.69	565.46	-	14,172.50	13,789.25	8,273.55
482.46	1,585.41	3,073.73	-	37,214.17	37,014.17	22,208.50
-	-	-	-	274.13	-	(b)
-	725.41	-	-	2,331.91	-	(b)
3,900.00	4,457.15	1,260.48	-	19,559.70	-	(b)
5,870.34	1,179.97	2,275.86	-	43,565.31	43,565.31	26,139.19
-	-	-	-	-	-	(b)
8,130.00	5,104.93	-	-	20,627.03	20,627.03	12,376.22
4,193.83	2,027.30	-	-	40,310.04	36,918.43	22,151.06
451.20	1,087.13	-	-	1,936.73	-	(b)
-	-	-	-	-	-	(b)
4,000.00	-	-	-	4,678.86	-	(b)
1,265.13	1,287.23	-	-	16,209.94	-	(b)
-	1,131.56	41.50	-	6,564.53	-	(b)
-	1,294.11	-	-	1,625.93	-	(b)
1,226.80	-	-	-	7,060.72	7,060.72	4,236.43
-	751.67	-	-	25,062.13	25,062.13	15,037.28
-	2,881.70	-	-	4,080.71	-	(b)
-	-	-	-	-	-	(b)
2,000.00	22,651.47	2,026.60	-	48,126.10	48,126.10	28,875.66
342.50	9,173.44	-	-	10,161.14	-	(b)
-	-	-	-	-	-	(b)
3,348.36	5,164.69	1,789.32	-	22,085.79	21,864.46	13,118.68

Continued on next page



SUMMARY OF CONTRIBUTIONS RECEIVED, EXPENSES INCURRED, AND REIMBURSEMENTS PAID – CANDIDATES (CONTINUED)

Constituency	Contributions Received (\$)	Candidate's Personal Expenses (\$) (a)	Candidate's Campaign Expenses (\$)	Hire of Premises (\$)	Advertising (\$)
Kindersley-Biggar					
Kim Gartner (SP)	60,641.06	-	3,156.79	-	27,605.57
Cindy Hoppe (NDP)	17,399.66	-	1,242.99	105.00	5,809.49
Darcy Robilliard (SGP)	-	-	-	-	-
Wade Sira (IND)	3,544.89	-	39.47	33.30	406.35
Jeff Wortman (BPSK)	131.25	-	-	-	131.25
Last Mountain-Touchwood					
Travis Keisig (SP)	55,380.00	-	6,318.72	1,134.00	21,928.67
Elvin Mandziak (BPSK)	-	-	-	-	-
Thera Nordal (NDP)	40,297.88	-	2,111.58	740.00	13,098.36
Gene Unruh (SUP)	20,669.79	-	951.90	550.00	-
Lloydminster					
Joshua Bloom (SUP)	7,562.68	252.00	1,353.00	600.00	-
Patrick McNally (SGP)	-	-	-	-	-
Adam Tremblay (NDP)	11,195.52	-	1,287.90	-	4,076.75
Colleen Young (SP)	82,980.00	-	1,453.68	1,260.00	14,708.35
Lumsden-Morse					
Chauntel Baudu (NDP)	78,843.49	-	1,187.58	1,260.00	13,187.62
Jon Hromek (SUP)	65,920.90	-	3,539.63	7,270.28	10,930.50
Isaiah Hunter (SGP)	-	-	-	-	-
Blaine McLeod (SP)	60,765.00	274.00	3,456.84	1,237.86	31,985.99
Megan Torrie (PC)	2,222.55	-	-	-	1,606.50
Martensville-Blairmore					
Jamie Martens (SP)	41,725.23	-	892.94	1,000.00	16,655.49
Tammy Pike (NDP)	35,222.70	-	577.50	1,600.00	4,533.03
Brittney Ricottone (SGP)	-	-	-	-	-
Meadow Lake					
Denis Allchurch (SUP)	3,513.75	4,377.16	-	-	2,763.53
Jeremy Harrison (SP)	69,700.00	2,163.50	2,765.81	2,415.00	18,759.84
Miles Nachbaur (NDP)	26,246.41	650.37	3,225.92	-	5,026.06
Candice Turner (SGP)	-	-	-	-	-

Services (\$)	Goods Supplied (\$)	Travel and Hire of Vehicle (\$)	Undisputed Claims Unpaid (\$)	Total Expenses (\$) (c)	Total Reimbursable Expenses (\$)	Amount of Reimbursement (\$)
80.91	14,454.59	140.24	-	45,438.10	45,438.10	27,262.86
7,122.64	556.84	-	-	14,836.96	14,696.04	8,817.62
-	-	-	-	-	-	(b)
-	3,052.64	-	-	3,531.76	-	(b)
-	-	-	-	131.25	-	(b)
4,658.16	9,495.84	2,457.86	-	45,993.25	43,588.71	26,153.23
-	-	-	-	-	-	(b)
17,021.24	346.86	1,589.09	-	34,907.13	34,867.13	20,920.28
711.47	8,628.12	-	-	10,841.49	-	(b)
-	4,011.55	-	-	5,964.55	-	(b)
-	-	-	-	-	-	(b)
3,736.51	1,554.94	-	-	10,656.10	10,616.10	6,369.66
734.42	12,755.08	228.01	-	31,139.54	30,413.64	18,248.18
30,130.46	3,508.75	123.17	-	49,397.58	47,294.45	28,376.67
28,983.79	16,986.25	2,179.89	-	69,890.34	64,524.44	38,714.66
-	-	-	-	-	-	(b)
9,447.92	4,473.48	1,893.71	-	52,495.80	52,375.69	31,425.41
-	616.05	-	-	2,222.55	-	(b)
5,179.61	4,682.07	-	-	28,410.11	28,260.11	16,956.07
18,158.65	5,969.80	247.50	-	31,086.48	31,086.48	18,651.89
-	-	-	-	-	-	(b)
25.00	397.95	292.61	-	3,479.09	-	(b)
19,661.54	7,061.64	1,012.01	-	51,675.84	51,675.84	31,005.50
10,953.51	4,307.42	-	-	23,512.91	23,278.82	13,967.29
-	-	-	-	-	-	(b)

Continued on next page



SUMMARY OF CONTRIBUTIONS RECEIVED, EXPENSES INCURRED, AND REIMBURSEMENTS PAID – CANDIDATES (CONTINUED)

Constituency	Contributions Received (\$)	Candidate's Personal Expenses (\$) (a)	Candidate's Campaign Expenses (\$)	Hire of Premises (\$)	Advertising (\$)
Melfort					
Melanie Dyck (NDP)	5,000.00	405.84	-	-	4,000.00
Todd Goudy (SP)	51,000.00	1,524.60	1,286.23	1,447.50	13,000.00
Dave Moore (SUP)	-	-	-	-	-
Tristan St. Germain (SGP)	-	-	-	-	-
Melville-Saltcoats					
Curtis Brooks (SUP)	318.00	-	-	-	318.00
Karen Hovind (NDP)	17,890.47	-	1,347.55	1,132.50	6,472.49
Warren Kaeding (SP)	48,115.00	-	2,798.97	650.00	18,788.64
Micah Mang (SGP)	-	-	-	-	-
Frank Serfas (BPSK)	-	-	-	-	-
Moose Jaw North					
Kimberly Epp (SGP)	-	-	-	-	-
Cheantelle Fisher (NDP)	63,008.10	-	-	1,260.00	17,737.03
Tim McLeod (SP)	67,700.00	-	-	830.05	41,356.39
Moose Jaw Wakamow					
Michael Gardiner (SGP)	-	-	-	-	-
Megan Patterson (SP)	53,900.00	-	-	1,492.85	28,721.63
Melissa Patterson (NDP)	81,900.60	-	105.00	1,260.00	16,880.91
Moosomin-Montmartre					
Otis Ayre (BPSK)	-	-	-	-	-
Chris Ball (NDP)	10,050.00	-	-	352.00	-
Adam Erickson (SUP)	4,670.00	-	-	349.25	-
Remi Rheault (SGP)	-	-	-	-	-
Kevin Weedmark (SP)	63,500.00	943.95	1,597.51	1,752.50	25,075.09
Prince Albert Carlton					
Carolyn Brost Strom (NDP)	49,914.52	-	-	400.00	16,429.71
Denneil Carpenter (SUP)	1,863.09	-	-	-	333.40
Kevin Kasun (SP)	58,800.00	-	-	918.75	21,427.56
Andrew Muirhead (SGP)	-	-	-	-	-

Services (\$)	Goods Supplied (\$)	Travel and Hire of Vehicle (\$)	Undisputed Claims Unpaid (\$)	Total Expenses (\$) (c)	Total Reimbursable Expenses (\$)	Amount of Reimbursement (\$)
137.25	-	-	-	4,137.25	4,137.25	2,482.35
12,371.80	10,180.64	1,310.80	-	39,596.97	39,471.97	23,683.18
-	-	-	-	-	-	(b)
-	-	-	-	-	-	(b)
-	-	-	-	318.00	-	(b)
14,718.00	3,202.65	-	-	26,873.19	26,251.94	15,751.16
2,970.75	9,513.74	527.75	-	35,249.85	31,228.05	18,736.83
-	-	-	-	-	-	(b)
-	-	-	-	-	-	(b)
-	-	-	-	-	-	(b)
26,067.06	2,032.91	14.00	-	47,111.00	44,686.63	26,811.98
6,889.57	5,605.35	-	-	54,681.36	51,023.90	30,614.34
-	-	-	-	-	-	(b)
1,726.33	1,632.64	449.79	-	34,023.24	32,736.34	19,641.80
34,359.04	3,898.81	14.00	-	56,517.76	51,727.69	31,036.61
-	-	-	-	-	-	(b)
6,840.22	1,121.30	254.83	-	8,568.35	8,568.35	5,141.01
11.50	3,058.65	-	-	3,419.40	-	(b)
-	-	-	-	-	-	(b)
530.78	9,547.25	948.24	-	39,451.37	39,375.30	23,625.18
27,589.41	22.47	39.00	-	44,480.59	43,899.05	26,339.43
-	1,529.69	-	-	1,863.09	-	(b)
5,366.66	12,689.86	1,623.69	-	42,026.52	41,907.27	25,144.36
-	-	-	-	-	-	(b)

Continued on next page



SUMMARY OF CONTRIBUTIONS RECEIVED, EXPENSES INCURRED, AND REIMBURSEMENTS PAID – CANDIDATES (CONTINUED)

Constituency	Contributions Received (\$)	Candidate's Personal Expenses (\$) (a)	Candidate's Campaign Expenses (\$)	Hire of Premises (\$)	Advertising (\$)
Prince Albert Northcote					
Terri Davis (SUP)	1,971.84	-	-	-	1,367.92
Jarren Jones (SGP)	-	-	-	-	-
Nicole Rancourt (NDP)	49,819.10	-	520.31	400.00	10,787.50
Alana Ross (SP)	90,550.00	-	-	1,017.18	19,749.14
Regina Coronation Park					
Olasehinde Ben Adebayo (PC)	819.38	-	-	-	203.33
Riaz Ahmad (SP)	43,500.00	-	-	2,500.00	24,302.69
Noor Burki (NDP)	65,000.00	-	214.66	2,275.00	1,097.49
Maria Krznar (SGP)	-	-	-	-	-
Regina Douglas Park					
Ken Grey (SP)	23,000.00	-	-	3,213.91	16,224.07
Victor Lau (SGP)	-	-	-	-	-
Nicole Sarauer (NDP)	42,700.00	-	-	2,400.12	12,119.79
Regina Elphinstone-Centre					
Nathan Bruce (SPP)	-	-	-	-	-
Pamela Carpenter (SUP)	17,001.53	-	-	160.00	1,991.50
Meara Conway (NDP)	38,566.74	680.00	-	2,275.00	14,090.97
Jim Elliott (SGP)	2,000.00	-	-	-	1,020.60
Caesar Khan (SP)	22,100.00	-	-	2,931.26	13,000.00
Regina Lakeview					
Carla Beck (NDP)	67,979.39	-	-	1,050.00	22,896.00
Heather MacNeill (SGP)	-	-	-	-	-
Victor Teece (PC)	616.05	-	-	-	-
Sarah Wright (SP)	51,250.00	-	-	2,024.10	16,166.66
Regina Mount Royal					
Regina Demyen (SGP)	-	-	-	-	-
Jaspreet Mander (SP)	33,460.12	-	-	1,515.00	12,186.57
Trent Wotherspoon (NDP)	38,740.17	150.00	-	1,724.24	15,355.01
Regina Northeast					
Jacqueline Roy (NDP)	70,044.69	-	348.61	2,275.00	16,725.20
Rahul Singh (SP)	88,310.00	-	-	2,100.00	17,437.19
Anthony Thomas Majore (SGP)	-	-	-	-	-
Kate Tremblay (SPP)	-	-	-	-	-

Services (\$)	Goods Supplied (\$)	Travel and Hire of Vehicle (\$)	Undisputed Claims Unpaid (\$)	Total Expenses (\$) (c)	Total Reimbursable Expenses (\$)	Amount of Reimbursement (\$)
90.00	-	-	-	1,457.92	-	(b)
-	-	-	-	-	-	(b)
28,538.18	9,329.15	-	-	49,575.14	47,529.80	28,517.88
12,757.37	29,215.83	856.75	-	63,596.27	57,129.41	34,277.64
-	616.05	-	-	819.38	-	(b)
5,461.28	5,440.62	168.50	-	37,873.09	37,646.67	22,588.00
51,910.41	8,177.40	-	-	63,674.96	62,909.16	37,745.50
-	-	-	-	-	-	(b)
5.00	-	-	-	19,442.98	19,442.98	11,665.79
-	-	-	-	-	-	(b)
24,344.89	5,772.90	444.34	-	45,082.04	42,962.25	25,777.35
-	-	-	-	-	-	(b)
12,023.76	2,807.13	-	-	16,982.39	-	(b)
33,410.02	6,533.98	-	-	56,309.97	56,115.71	33,669.43
231.00	-	-	-	1,251.60	-	(b)
615.03	2,140.92	310.24	-	18,997.45	18,997.45	11,398.47
22,873.40	13,643.02	1,491.76	-	61,954.18	61,497.18	36,898.31
-	-	-	-	-	-	(b)
-	616.05	-	-	616.05	-	(b)
424.01	1,361.01	-	-	19,975.78	19,975.78	11,985.47
-	-	-	-	-	-	(b)
13,029.50	1,338.50	211.39	-	28,280.96	28,280.96	16,968.58
14,143.95	11,030.52	-	-	42,253.72	38,119.91	22,871.95
45,991.65	4,830.96	-	-	70,171.42	69,977.16	41,986.30
6,200.00	29,994.39	392.10	-	56,123.68	53,718.53	32,231.12
-	-	-	-	-	-	(b)
-	-	-	-	-	-	(b)

Continued on next page



SUMMARY OF CONTRIBUTIONS RECEIVED, EXPENSES INCURRED, AND REIMBURSEMENTS PAID – CANDIDATES (CONTINUED)

Constituency	Contributions Received (\$)	Candidate's Personal Expenses (\$) (a)	Candidate's Campaign Expenses (\$)	Hire of Premises (\$)	Advertising (\$)
Regina Pasqua					
Bhajan Brar (NDP)	71,340.36	-	-	1,050.00	14,267.26
Ekaterina Cabylis (SGP)	-	-	-	-	-
Shannon Chapple (BPSK)	274.13	-	-	-	274.13
Muhammad Fiaz (SP)	55,475.00	-	-	2,100.00	29,091.94
Justin Parnell (PC)	616.05	-	-	-	-
Regina Rochdale					
Irene Browatzke (SGP)	-	-	-	-	-
Joan Pratchler (NDP)	58,898.34	-	-	1,724.24	17,600.92
Laura Ross (SP)	52,752.27	-	-	4,528.27	34,659.53
Regina South Albert					
Khushdil (Lucky) Mehrok (SP)	48,534.88	-	-	2,212.05	20,272.22
David Teece (PC)	-	-	-	-	-
Leonie Williams (SGP)	-	-	-	-	-
Aleana Young (NDP)	60,547.79	60.99	-	1,686.00	13,867.25
Regina University					
Sally Housser (NDP)	24,900.42	-	-	2,398.00	10,000.00
Gene Makowsky (SP)	58,968.61	-	-	2,931.25	18,722.10
Cedar Park (SGP)	-	-	-	-	-
Corie Rempel (PC)	7,221.52	-	-	-	1,943.47
Regina Walsh Acres					
Liaqat Ali (SP)	24,416.21	-	286.20	1,875.00	13,000.00
Jared Clarke (NDP)	52,591.60	150.00	78.65	1,724.23	21,834.22
Bonnie Farrell (SUP)	-	-	-	-	-
Dianna Holigroski (SGP)	-	-	-	-	-
Regina Wascana Plains					
Brent Blakley (NDP)	26,326.66	-	-	1,550.00	10,320.01
Larry Buchinski (PC)	1,312.42	-	-	-	-
Bo Chen (SGP)	1,297.57	-	-	-	-
Dustin Plett (SUP)	18,182.90	-	-	-	-
Christine Tell (SP)	50,208.63	300.00	-	5,483.63	23,727.48

Services (\$)	Goods Supplied (\$)	Travel and Hire of Vehicle (\$)	Undisputed Claims Unpaid (\$)	Total Expenses (\$) (c)	Total Reimbursable Expenses (\$)	Amount of Reimbursement (\$)
23,122.57	9,880.04	4,980.05	-	53,299.92	53,079.92	31,847.95
-	-	-	-	-	-	(b)
-	-	-	-	274.13	-	(b)
3,078.91	15,433.58	-	-	49,704.43	39,069.76	23,441.86
-	616.05	-	-	616.05	-	(b)
-	-	-	-	-	-	(b)
21,881.55	3,108.90	-	-	44,315.61	43,658.44	26,195.06
7,157.70	3,245.09	76.55	-	49,667.14	48,707.14	29,224.28
13,054.00	811.96	-	-	36,350.23	35,877.57	21,526.54
-	-	-	-	-	-	(b)
-	-	-	-	-	-	(b)
29,486.01	10,292.28	-	-	55,331.54	55,106.48	33,063.89
27,684.39	8,089.09	574.44	-	48,745.92	48,745.92	29,247.55
1,198.04	3,086.37	-	-	25,937.76	25,892.66	15,535.60
-	-	-	-	-	-	(b)
-	5,278.05	-	-	7,221.52	-	(b)
287.20	6,879.73	-	-	22,328.13	22,064.06	13,238.44
19,247.19	4,662.75	-	-	47,547.04	43,615.03	26,169.02
-	-	-	-	-	-	(b)
-	-	-	-	-	-	(b)
28,439.11	6,670.90	60.11	-	47,040.13	47,040.13	28,224.08
-	1,312.42	-	-	1,312.42	-	(b)
-	1,297.57	-	-	1,297.57	-	(b)
12,023.75	6,166.00	-	-	18,189.75	-	(b)
8,072.32	3,532.79	201.01	-	41,017.23	36,873.44	22,124.06

Continued on next page



SUMMARY OF CONTRIBUTIONS RECEIVED, EXPENSES INCURRED, AND REIMBURSEMENTS PAID – CANDIDATES (CONTINUED)

Constituency	Contributions Received (\$)	Candidate's Personal Expenses (\$) (a)	Candidate's Campaign Expenses (\$)	Hire of Premises (\$)	Advertising (\$)
Rosetown-Delisle					
Brenda Edel (NDP)	29,249.09	71.39	369.41	-	4,599.73
Sean Muirhead (SGP)	65.25	-	-	-	-
Jim Reiter (SP)	81,575.00	-	1,283.89	630.00	30,402.53
Rosthern-Shellbrook					
Janice Dongworth (SGP)	165.00	-	-	-	156.95
Cody Lockhart (SUP)	20,946.50	-	-	1,187.08	13,780.13
Scott Moe (SP)	47,750.00	-	-	500.00	24,765.17
Mark Thunderchild (NDP)	27,506.10	-	-	-	5,998.19
Saskatchewan Rivers					
Alesha Bruce (SGP)	165.00	-	-	-	156.95
Bernard Lalonde (PC)	4,860.88	-	546.94	-	3,322.38
Doug Racine (NDP)	49,364.83	-	3,369.48	636.06	3,330.60
Eric Schmalz (SP)	57,990.70	-	1,151.67	2,491.56	24,187.61
Nadine Wilson (SUP)	13,295.00	-	400.23	2,000.00	2,852.58
Saskatoon Centre					
Dale Hrynuik (SP)	54,151.68	-	-	4,347.33	38,494.17
Darry Michelle (SGP)	-	-	-	-	-
Betty Nippi-Albright (NDP)	28,120.49	-	-	1,163.46	12,161.31
Saskatoon Chief Mistawasis					
Shane Caellaigh (SGP)	-	-	-	-	-
Parminder Singh (SP)	67,160.00	-	-	1,575.00	34,101.68
Don McBean (NDP)	31,216.32	-	-	900.00	22,794.54
Saskatoon Churchill-Wildwood					
Keith Jorgenson (NDP)	72,838.09	-	-	3,951.90	15,422.72
Lisa Lambert (SP)	60,069.84	-	741.82	1,707.62	20,543.88
Morgan McAdam (SGP)	-	-	-	-	-
Saskatoon Eastview					
Kendra Anderson (SGP)	-	-	-	-	-
Francis Kreiser (SP)	47,554.69	-	-	1,900.00	-
Matt Love (NDP)	28,807.05	-	-	1,576.20	12,808.30
Brad McAvoy (SUP)	-	-	-	-	-

Services (\$)	Goods Supplied (\$)	Travel and Hire of Vehicle (\$)	Undisputed Claims Unpaid (\$)	Total Expenses (\$) (c)	Total Reimbursable Expenses (\$)	Amount of Reimbursement (\$)
5,700.00	3,520.92	9,342.59	-	23,532.65	23,467.13	14,080.28
-	65.25	-	-	65.25	-	(b)
1,997.99	823.87	2,963.87	-	38,102.15	38,102.15	22,861.29
-	-	-	-	156.95	-	(b)
1,274.91	-	-	-	16,242.12	-	(b)
3,028.35	8,067.87	416.10	-	36,777.49	36,777.49	22,066.49
9,429.38	2,584.80	5,310.11	-	23,322.48	22,194.35	13,316.61
-	-	-	-	156.95	-	(b)
436.67	-	125.00	-	4,430.99	-	(b)
24,195.27	11,916.36	3,938.51	-	47,386.28	47,236.28	28,341.77
162.50	8,537.85	-	-	36,531.19	36,531.19	21,918.71
657.50	4,461.56	140.00	-	10,511.87	-	(b)
806.33	1,521.50	-	-	45,169.33	45,169.33	27,101.60
-	-	-	-	-	-	(b)
39,704.56	12,664.57	-	-	65,693.90	62,965.85	37,779.51
-	-	-	-	-	-	(b)
319.68	972.19	-	-	36,968.55	36,916.93	22,150.16
36,966.03	355.89	-	-	61,016.46	61,016.46	36,609.88
22,184.34	12,543.61	-	-	54,102.57	53,782.57	32,269.54
4,028.35	10,030.38	-	-	37,052.05	37,052.05	22,231.23
-	-	-	-	-	-	(b)
-	-	-	-	-	-	(b)
962.46	27,599.28	363.52	-	30,825.26	30,585.26	18,351.16
31,076.47	3,989.71	55.02	-	49,505.70	49,505.70	29,703.42
-	-	-	-	-	-	(b)

Continued on next page



SUMMARY OF CONTRIBUTIONS RECEIVED, EXPENSES INCURRED, AND REIMBURSEMENTS PAID – CANDIDATES (CONTINUED)

Constituency	Contributions Received (\$)	Candidate's Personal Expenses (\$) (a)	Candidate's Campaign Expenses (\$)	Hire of Premises (\$)	Advertising (\$)
Saskatoon Fairview					
Vicki Mowat (NDP)	27,815.26	-	-	1,769.02	18,105.42
Phoenix Neault (SGP)	-	-	-	-	-
Tony Ollenberger (BPSK)	-	-	-	-	-
Zahid Sandhu (SP)	53,600.00	-	86.75	2,625.00	24,819.44
Saskatoon Meewasin					
Jacklin Andrews (SGP)	-	-	-	-	-
Nathaniel Teed (NDP)	68,001.78	-	-	900.00	16,420.29
Maureen Alice Torr (SP)	67,185.00	110.06	115.44	750.00	15,587.50
Saskatoon Nutana					
Whitney Greenleaf (SGP)	-	-	-	-	-
Mumtaz Naseeb (SP)	58,263.50	-	-	3,913.50	3,927.00
Erika Ritchie (NDP)	78,511.41	293.64	134.51	1,516.13	21,827.96
Saskatoon Riversdale					
Kim Breckner (NDP)	51,619.71	-	-	875.00	6,915.60
Olu Fakoyejo (SP)	36,300.00	-	-	-	28,770.32
Naomi Hunter (SGP)	1,382.89	-	-	-	-
Saskatoon Silverspring					
Hugh Gordon (NDP)	53,826.03	-	-	-	11,267.44
Jackie Hanson (SGP)	-	-	-	-	-
Paul Merriman (SP)	70,190.00	193.80	1,027.72	2,123.58	24,285.31
Saskatoon Southeast					
Mohammad Abushar (SGP)	743.22	-	-	-	743.22
Greg Brkich (SUP)	-	-	-	-	-
John Owojori (SP)	71,500.00	-	-	800.00	18,037.38
Brittney Senger (NDP)	22,714.32	-	-	1,576.20	17,075.04
Saskatoon Stonebridge					
Bronwyn Eyre (SP)	89,446.25	-	1,173.63	2,100.00	19,538.03
Cheryl Mazil (SGP)	-	-	-	-	-
Jahangir J Valiani (SPP)	323.00	-	-	-	260.00
Darcy Warrington (NDP)	72,178.03	-	-	1,516.12	18,881.73

Services (\$)	Goods Supplied (\$)	Travel and Hire of Vehicle (\$)	Undisputed Claims Unpaid (\$)	Total Expenses (\$) (c)	Total Reimbursable Expenses (\$)	Amount of Reimbursement (\$)
36,554.73	2,614.35	-	-	59,043.52	58,487.10	35,092.26
-	-	-	-	-	-	(b)
-	-	-	-	-	-	(b)
83.28	7,209.01	-	-	34,823.48	34,463.84	20,678.30
-	-	-	-	-	-	(b)
29,699.55	-	-	-	47,019.84	47,019.84	28,211.90
1,379.83	3,856.84	1,192.94	-	22,882.55	22,176.83	13,306.10
-	-	-	-	-	-	(b)
15,898.07	7,217.95	-	-	30,956.52	30,817.90	18,490.74
23,660.87	2,771.70	-	-	49,911.17	47,156.98	28,294.19
39,930.97	1,446.70	98.26	-	49,266.53	49,266.53	29,559.92
1,600.00	2,873.92	-	-	33,244.24	33,244.24	19,946.54
-	986.19	-	-	986.19	-	(b)
20,877.28	6,594.48	-	-	38,739.20	38,490.13	23,094.08
-	-	-	-	-	-	(b)
10,247.57	1,184.28	1,637.67	-	40,506.13	40,318.61	24,191.17
-	-	-	-	743.22	-	(b)
-	-	-	-	-	-	(b)
16,143.57	7,397.38	-	-	42,378.33	42,062.11	25,237.27
37,491.36	771.39	-	-	56,913.99	56,913.99	34,148.39
27,121.00	7,628.30	-	-	57,560.96	57,560.96	34,536.58
-	-	-	-	-	-	(b)
63.00	-	-	-	323.00	-	(b)
29,848.30	1,966.16	-	-	52,212.31	51,892.31	31,135.39

Continued on next page



SUMMARY OF CONTRIBUTIONS RECEIVED, EXPENSES INCURRED, AND REIMBURSEMENTS PAID – CANDIDATES (CONTINUED)

Constituency	Contributions Received (\$)	Candidate's Personal Expenses (\$) (a)	Candidate's Campaign Expenses (\$)	Hire of Premises (\$)	Advertising (\$)
Saskatoon University-Sutherland					
Dawne Badrock (SUP)	2,282.98	-	-	-	-
Tajinder Grewal (NDP)	51,167.05	-	-	-	12,143.59
Felipe Guerra (SGP)	75.01	-	-	-	75.01
Ghislaine McLeod (SP)	92,254.00	-	-	3,076.24	20,361.05
Saskatoon Westview					
David Buckingham (SP)	71,950.00	356.82	1,358.38	2,625.00	24,433.54
April ChiefCalf (NDP)	64,242.99	-	-	1,766.82	10,514.59
Jupiter Neault (SGP)	-	-	-	-	-
Saskatoon Willowgrove					
Ken Cheveldayoff (SP)	109,360.50	-	-	1,500.00	24,443.87
William Hughes (SUP)	415.18	-	-	-	-
Tawe Morin (SGP)	-	-	-	-	-
Alana Wakula (NDP)	46,838.00	-	-	-	19,145.95
Swift Current					
Everett Hindley (SP)	58,675.00	-	-	1,260.00	40,728.58
Jay Kimball (NDP)	35,000.00	-	-	950.25	4,557.49
Constance P Maffenbeier (BPSK)	411.19	-	-	-	411.19
George Watson (SGP)	-	-	-	-	-
The Battlefords					
Jeremy Cockrill (SP)	70,400.00	-	-	1,680.00	22,696.89
Tom Kroczyński (NDP)	58,270.57	-	-	1,421.92	12,525.99
Sara Piotrofsky (SGP)	-	-	-	-	-
Dale Richarson (BPSK)	274.13	-	-	-	274.13
Warman					
Erica Baerwald (NDP)	20,974.42	15.45	975.49	3,525.00	6,775.51
Andrea Early (SUP)	4,375.45	-	-	-	4,375.45
Mark Friesen (BPSK)	-	-	-	-	-
Adriana Hackl Pinno (SGP)	-	-	-	-	-
Terry Jenson (SP)	48,774.51	-	889.51	4,000.00	16,477.95

Services (\$)	Goods Supplied (\$)	Travel and Hire of Vehicle (\$)	Undisputed Claims Unpaid (\$)	Total Expenses (\$) (c)	Total Reimbursable Expenses (\$)	Amount of Reimbursement (\$)
-	2,232.98	-	-	2,232.98	-	(b)
32,161.65	6,227.57	-	-	50,532.81	50,532.81	30,319.69
-	-	-	-	75.01	-	(b)
11,798.59	12,733.77	-	-	47,969.65	47,437.94	28,462.76
17,009.57	5,569.34	127.74	-	51,123.57	50,801.71	30,481.03
32,771.38	7,912.37	-	-	52,965.16	52,515.16	31,509.10
-	-	-	-	-	-	(b)
20,889.37	20,930.83	-	-	67,764.07	67,764.07	40,658.44
-	380.18	-	-	380.18	-	(b)
-	-	-	-	-	-	(b)
17,683.70	1,002.99	-	-	37,832.64	37,732.42	22,639.45
1,304.41	1,014.77	-	-	44,307.76	44,307.76	26,584.66
20,399.91	4,800.71	-	-	30,708.36	30,708.36	18,425.02
-	-	-	-	411.19	-	(b)
-	-	-	-	-	-	(b)
4,639.05	11,534.00	-	-	40,549.94	36,500.44	21,900.26
26,485.28	4,993.89	311.35	-	45,738.43	45,738.43	27,443.06
-	-	-	-	-	-	(b)
-	-	-	-	274.13	-	(b)
6,609.22	3,069.33	-	-	20,954.55	20,919.08	12,551.45
-	-	-	-	4,375.45	-	(b)
-	-	-	-	-	-	(b)
-	-	-	-	-	-	(b)
3,422.44	9,473.70	314.77	-	34,578.37	32,186.40	19,311.84

Continued on next page



SUMMARY OF CONTRIBUTIONS RECEIVED, EXPENSES INCURRED, AND REIMBURSEMENTS PAID – CANDIDATES (CONTINUED)

Constituency	Contributions Received (\$)	Candidate's Personal Expenses (\$) (a)	Candidate's Campaign Expenses (\$)	Hire of Premises (\$)	Advertising (\$)
Weyburn-Bengough					
North Hunter (SGP)	-	-	-	-	-
Seth Lendrum (NDP)	11,050.00	-	-	90.00	4,000.00
Rose McInnes (SUP)	7,919.88	-	-	-	7,493.27
Andrew Shanaida (BPSK)	165.24	-	-	-	165.24
Michael Weger (SP)	59,025.00	-	621.05	1,067.63	27,644.87
White City-Qu'Appelle					
Grady Birns (NDP)	41,171.09	-	540.98	453.50	14,870.07
Brad Crassweller (SP)	58,625.00	-	1,159.20	2,211.00	32,897.34
Darcy Thiele (SUP)	5,961.32	-	-	163.17	5,053.58
Wood River					
Clint Arnason (PC)	2,917.85	-	595.30	-	2,222.55
David Marit (SP)	51,962.13	172.65	3,116.24	115.50	26,920.03
Todd McIntyre (SUP)	1,900.00	-	-	-	1,245.77
Melvin Pylypchuk (SGP)	-	-	-	-	-
Mike Topola (NDP)	53,529.15	-	459.06	1,500.00	13,493.82
Yorkton					
Valerie Brooks (SGP)	2,525.00	-	476.13	-	1,861.65
David Chan (SP)	68,610.00	353.00	75.00	1,250.00	22,123.80
Doug Forster (SUP)	9,611.83	-	-	2,000.00	5,070.20
Timothy Kasprick (BPSK)	2,022.42	-	-	-	1,332.26
Lenore Pinder (NDP)	41,732.92	369.78	452.77	3,150.00	9,389.77
Totals	\$ 6,432,331.37	\$ 14,450.34	\$ 126,942.86	\$ 189,368.82	\$ 2,158,018.83

(a) Candidates' personal expenses are not included in the total expenses.

(b) Candidate was not eligible for a reimbursement of their election expenses pursuant to subsection 265(1) of *The Election Act, 1996*.

(c) As per section 252(1) of *the Election Act, 1996*, the maximum allowable election expenses for each Candidate are \$71,001 except for the following constituencies:

Athabasca	\$ 94,665
Cumberland	\$ 94,665

Services (\$)	Goods Supplied (\$)	Travel and Hire of Vehicle (\$)	Undisputed Claims Unpaid (\$)	Total Expenses (\$) (c)	Total Reimbursable Expenses (\$)	Amount of Reimbursement (\$)
-	-	-	-	-	-	(b)
5,703.42	-	-	-	9,793.42	9,593.63	5,756.18
-	-	79.11	-	7,572.38	-	(b)
-	-	-	-	165.24	-	(b)
1,164.94	13,150.84	158.55	-	43,807.88	43,630.89	26,178.53
16,452.17	1,721.43	1,684.93	-	35,723.08	35,082.10	21,049.26
12,044.59	859.13	-	-	49,171.26	49,171.26	29,502.76
113.00	309.57	-	-	5,639.32	-	(b)
-	-	-	-	2,817.85	-	(b)
3,198.59	3,413.14	970.22	-	37,733.72	36,103.52	21,662.11
-	-	-	-	1,245.77	-	(b)
-	-	-	-	-	-	(b)
23,201.09	5,614.98	6,608.23	-	50,877.18	50,877.18	30,526.31
-	-	-	-	2,337.78	-	(b)
3,369.67	3,637.49	55.00	22.50	30,533.46	30,533.46	18,320.08
-	1,850.75	-	-	8,920.95	-	(b)
-	180.16	-	-	1,512.42	-	(b)
19,539.24	8,112.44	-	-	40,644.22	39,859.13	23,915.48
\$ 1,678,458.41	\$ 853,422.70	\$ 94,156.13	\$ 2,268.74	\$ 5,102,636.49	\$ 4,724,013.97	\$ 2,834,408.42





\$175,000

1975 registered political party expense limit



\$1,224,000

2024 registered political party expense limit



9

CHAPTER NINE

**Comparative
Summary of Expenses
Incurred and
Reimbursements Paid –
Registered Political
Parties
2024 to 1975**

COMPARATIVE SUMMARY OF EXPENSES INCURRED AND REIMBURSEMENTS PAID – REGISTERED POLITICAL PARTIES 2024 TO 1975

Registered Political Party	Hire of Premises (\$)	Advertising (\$)	Services (\$)	Goods Supplied (\$)
2024 (Maximum Allowable Expense \$1,224,052)				
Buffalo Party of Saskatchewan	-	379	-	-
New Democratic Party, Sask. Section	2,341	387,186	531,593	87,349
Progressive Conservative Party of Saskatchewan	-	-	-	-
Saskatchewan Green Party	-	150	-	-
Saskatchewan Progress Party	-	-	-	-
Saskatchewan Party	18,885	454,730	353,254	125,612
Saskatchewan United Party	-	13,083	-	-
Totals	21,226	855,528	884,848	212,961
2020 (Maximum Allowable Expense \$1,070,281)				
Buffalo Party of Saskatchewan	7,760.91	86,222.62	3,391.58	4,510.24
New Democratic Party, Sask. Section	4,397.25	349,884.36	514,840.16	83,473.53
Progressive Conservative Party of Saskatchewan	-	18,646.43	29.15	255.75
Saskatchewan Green Party	-	-	2,000.00	2,447.56
Saskatchewan Liberal Party	-	833.18	-	21.07
Saskatchewan Party	11,116.08	554,475.46	158,902.58	81,000.17
Totals	23,274.24	1,010,062.05	679,163.47	171,708.32
2016 (Maximum Allowable Expense \$1,000,663)				
Green Party of Saskatchewan	-	-	2,790.00	-
New Democratic Party, Sask. Section	8,931.71	287,702.19	401,584.63	130,057.69
P.C. Party of Saskatchewan	-	68,383.81	-	-
Saskatchewan Liberal Association	2,000.00	107.92	5,884.25	7,670.77
Saskatchewan Party	9,201.52	345,478.20	330,160.52	131,516.96
Western Independence Party (W.I.P.)	-	-	-	-
Totals	20,133.23	701,672.12	740,419.40	269,245.42
2011 (Maximum Allowable Expense \$908,093)				
Green Party of Saskatchewan	-	-	-	110.00
New Democratic Party, Sask. Section	288.60	41,868.99	360,414.23	98,107.16
P.C. Party of Saskatchewan	-	30,002.12	1,200.00	3,833.50
Saskatchewan Liberal Association	-	-	-	-
Saskatchewan Party	1,417.50	339,380.40	257,839.38	140,836.70
Western Independence Party (W.I.P.)	-	-	-	-
Totals	1,706.10	411,251.51	619,453.61	242,887.36

Travel and Hire of Vehicle (\$)	Undisputed Claims Unpaid (\$)	Total Expenses (\$)	Total Reimbursable Expenses (\$ (d)	Amount of Reimbursement (\$)
-	-	379	-	(b)
33,172	-	1,041,641	1,033,043	515,891
-	-	-	-	(b)
-	-	150	-	(b)
-	-	-	-	(b)
56,244	-	1,008,726	1,006,810	501,842
-	-	13,083	-	(b)
89,416	-	2,063,979	2,039,852	1,017,734
-	-	101,885.35	-	(b)
21,710.72	-	974,306.02	968,461.02	484,284.04
3,088.44	-	22,019.77	-	(b)
1,221.03	-	5,668.59	-	(b)
-	-	854.25	-	(b)
57,584.10	-	863,078.39	862,802.55	420,783.57
83,604.29	-	1,967,812.37	1,831,263.57	905,067.61
-	-	2,790.00	-	(b)
28,275.94	-	856,552.16	851,664.95	426,222.03
91.20	-	68,829.85	-	(b)
294.61	-	16,344.81	-	(b)
65,763.29	-	882,455.97	855,201.04	414,596.45
-	-	-	-	(b)
94,425.04	-	1,826,972.79	1,706,865.99	840,818.48
-	-	110.00	-	(b)
8,911.01	-	509,589.99	507,606.92	253,803.46
-	-	35,035.62	-	(b)
-	-	-	-	(b)
80,551.42	-	820,025.40	818,424.66	409,212.33
-	-	-	-	(b)
89,462.43	-	1,364,761.01	1,326,031.58	663,015.79

Continued on next page



COMPARATIVE SUMMARY OF EXPENSES INCURRED AND REIMBURSEMENTS PAID – REGISTERED POLITICAL PARTIES 2024 TO 1975
(CONTINUED)

Registered Political Party	Hire of Premises (\$)	Advertising (\$)	Services (\$)	Goods Supplied (\$)
2007 (Maximum Allowable Expense \$834,650)				
Green Party of Saskatchewan	-	-	542.39	193.27
New Democratic Party Sask. Section	-	371,379.53	257,409.15	124,644.28
P.C. Party of Saskatchewan	-	-	-	-
Saskatchewan Liberal Association	1,346.18	14,847.42	46,319.48	6,142.40
Saskatchewan Marijuana Party	-	-	-	-
Saskatchewan Party	7,237.03	455,408.62	200,009.30	30,740.34
Western Independence Party (W.I.P.)	-	1,060.00	1,813.95	1,683.03
Totals	8,583.21	842,695.57	506,094.27	163,403.32
2003 (Maximum Allowable Expense \$739,877)				
Liberal	-	115,324.49	47,524.27	117,816.89
New Democratic Party (N.D.P.)	14.00	197,509.98	331,002.40	55,275.65
New Green Alliance (NGA)	-	2,716.73	-	-
P.C. Party of Saskatchewan	-	-	-	-
Saskatchewan Party	16,003.05	566,685.25	60,793.09	30,911.07
Western Independent Party (W.I.P.)	-	-	1,469.00	-
Totals	16,017.05	882,236.45	440,788.76	204,003.61
1999 (Maximum Allowable Expense \$668,701)				
Liberal	128.19	72,252.18	7,763.25	3,835.16
New Democratic Party (N.D.P.)	1,314.19	260,155.50	104,689.79	75,870.35
New Green Alliance (NGA)	-	-	-	-
P.C. Party of Saskatchewan	-	5,900.17	-	-
The Saskatchewan Party	-	166,725.31	107,859.33	5,195.45
Totals	1,442.38	505,033.16	220,312.37	84,900.96
1995 (Maximum Allowable Expense \$637,693.59)				
Liberal	1,740.00	174,023.84	59,186.02	115,963.56
New Democratic Party (N.D.P.)	-	11,220.01	420,236.66	50,528.02
Progressive Conservative	2,400.00	416,696.54	50,173.03	38,894.23
Totals	4,140.00	601,940.39	529,595.71	205,385.81
1991 (Maximum Allowable Expense \$583,048.08)				
Liberal Party of Saskatchewan	-	49,501.87	22,269.42	65,924.23
New Democratic Party (N.D.P.)	9,296.10	-	331,421.25	86,142.32
Saskatchewan Progressive Conservatives	9,875.48	215,969.09	85,440.94	105,645.67
Independence Party (W.C.C.)	-	-	-	-
Totals	19,171.58	265,470.96	439,131.61	257,712.22

Travel and Hire of Vehicle (\$)	Undisputed Claims Unpaid (\$)	Total Expenses (\$)	Total Reimbursable Expenses (\$ (d)	Amount of Reimbursement (\$)
-	-	1,426.65	-	(b)
36,904.50	-	790,337.46	786,285.18	393,142.59
-	-	-	-	(b)
-	-	68,655.48	-	(b)
-	-	499.50	-	(b)
78,514.28	-	772,009.73	770,350.03	385,172.02
-	-	4,556.98	-	(b)
115,418.78	-	1,637,485.80	1,556,635.21	778,317.61
25,489.99	-	306,155.64	-	(b)
20,613.39	-	604,415.42	-	201,471.81
-	-	2,809.73	-	(b)
-	-	-	-	(b)
62,167.57	-	736,705.22	-	221,964.00
-	-	1,469.00	-	(b)
108,270.95	-	1,651,555.01	-	423,435.81
2,412.20	258.30	86,649.28	-	28,883.09
37,345.94	-	479,638.93	-	159,879.64
-	-	-	-	(b)
-	-	5,900.17	-	(b)
396.89	7,040.79	300,908.92	-	100,302.97
40,155.03	7,299.09	873,097.30	-	289,065.70
24,324.78	7,775.01	384,869.33	-	125,698.11
65,524.46	816.93	548,785.94	-	182,928.65
22,219.31	-	530,383.11	-	176,794.37
112,068.55	8,591.94	1,464,038.38	-	485,421.13
22,677.02	-	160,415.13	-	53,471.71
78,432.89	-	505,292.56	-	168,430.85
127,617.33	-	544,724.32	-	175,161.97
-	-	-	-	(b)
228,727.24	-	1,210,432.01	-	397,064.53

Continued on next page



COMPARATIVE SUMMARY OF EXPENSES INCURRED AND REIMBURSEMENTS PAID – REGISTERED POLITICAL PARTIES 2024 TO 1975
(CONTINUED)

Registered Political Party	Hire of Premises (\$)	Advertising (\$)	Services (\$)	Goods Supplied (\$)
1986 (Maximum Allowable Expense \$468,522.16)				
Alliance Party of Saskatchewan	-	-	-	-
Communist Party	-	-	-	-
Liberal	300.00	87,938.40	24,806.01	5,430.76
New Democratic Party (N.D.P.)	5,823.39	7,565.00	347,566.68	41,687.57
Progressive Conservative (P.C.)	10,891.61	32,538.10	261,696.38	52,857.57
Western Canada Concept (Sask.)	-	-	-	-
Totals	17,015.00	128,041.50	634,069.07	99,975.90
1982 (Maximum Allowable Expense \$368,353.13)				
Aboriginal People's Party	167.05	-	991.17	-
Liberal Party of Sask.	896.55	51,540.00	13,130.47	500.00
New Democratic Party (N.D.P.)	4,342.58	186,276.12	81,220.08	20,096.73
Progressive Conservative (P.C.)	14,030.03	36,666.20	108,286.35	77,307.76
Western Canada Concept (Sask.)	385.30	306.17	-	10,860.29
Totals	19,821.51	274,788.49	203,628.07	108,764.78
1978 (Maximum Allowable Expense \$250,000)				
Liberal	-	186,505.03	12,259.13	11,877.54
New Democratic Party	2,225.00	67,140.83	48,696.24	59,849.95
Progressive Conservative (P.C.)	1,350.00	131,830.92	90,362.02	2,682.92
Totals	3,575.00	385,476.78	151,317.39	74,410.41
1975 (Maximum Allowable Expense \$175,000)				
Liberal	1,718.58	132,720.43	4,374.25	19,636.91
New Democratic Party	1,650.44	66,791.07	23,702.97	55,954.23
Progressive Conservative (P.C.)	326.40	78,659.74	70,862.87	4,829.61
Totals	3,695.42	278,171.24	98,940.09	80,420.75

(a) Party failed to file a Return of Election Expenses.

(b) Party was not eligible for a reimbursement of their election expenses pursuant to subsection 223(1) of *The Election Act* (repealed by 1996, c.E-6.01 January 1, 1997); subsection 264(1) of *The Election Act, 1996*.

(c) Election expense reimbursements were not paid in 1975.

(d) Total expenses less non-reimbursable expenses.

Travel and Hire of Vehicle (\$)	Undisputed Claims Unpaid (\$)	Total Expenses (\$)	Total Reimbursable Expenses (\$ (d)	Amount of Reimbursement (\$)
-	-	-	-	(a)
-	-	-	-	(a)
4,944.68	-	123,419.85	-	(b)
44,041.01	-	446,683.65	-	140,557.36
99,152.53	-	457,656.14	-	140,557.36
-	-	-	-	(b)
148,138.22	-	1,027,759.64	-	281,114.72
28.25	253.30	1,439.77	-	(b)
9,638.04	84,969.00	160,674.06	-	(b)
58,051.05	-	350,028.71	-	110,506.50
84,619.89	2,400.00	326,302.25	-	108,767.42
-	-	12,818.42	-	(b)
152,337.23	87,622.30	851,263.21	-	219,273.92
21,589.77	22,500.00	255,357.27	-	(b)
61,534.22	-	239,446.24	-	75,000.00
13,757.22	-	239,983.08	-	75,000.00
96,881.21	22,500.00	734,786.59	-	150,000.00
11,546.34	-	169,996.51	-	(c)
16,872.62	-	164,971.33	-	(c)
13,912.48	-	168,591.10	-	(c)
42,331.44	-	503,558.94	-	(c)





\$1,066,469.05

1975 total contributions received by candidates



\$6,432,331.37

2024 total contributions received by candidates

COMPARATIVE SUMMARY BY REGISTERED POLITICAL PARTIES OF CONTRIBUTIONS RECEIVED, EXPENSES INCURRED, AND REIMBURSEMENTS PAID – CANDIDATES 2024 TO 1975

Registered Political Party*	Contributions Received (\$)	Total Expenses (\$)	Amount of Reimbursement (\$)
2024			
Buffalo Party of Saskatchewan	35,832.68	32,351.25	-
New Democratic Party, Sask. Section	2,436,635.33	2,328,203.67	1,368,585.19
Progressive Conservative Party of Saskatchewan	29,480.98	28,953.25	-
Saskatchewan Green Party	8,418.94	7,070.52	-
Saskatchewan Party	3,637,768.30	2,453,559.30	1,427,108.57
Saskatchewan Progress Party	323.00	323.00	-
Saskatchewan United Party	279,386.08	247,702.57	38,714.66
Independent	4,486.06	4,472.93	-
Totals	6,432,331.37	5,102,636.49	2,834,408.42
2020			
Buffalo Party of Saskatchewan	102,289.48	92,696.31	18,119.79
New Democratic Party, Sask. Section	1,750,229.96	1,968,130.06	1,123,859.92
Progressive Conservative Party of Saskatchewan	78,717.93	72,318.27	-
Saskatchewan Green Party	19,217.89	15,480.01	-
Saskatchewan Liberal Association	12,841.96	9,912.80	-
Saskatchewan Party	3,797,240.17	2,324,080.53	1,349,387.38
Independent	51,609.99	29,251.48	-
Totals	5,812,147.38	4,511,869.46	2,491,367.07
2016			
Green Party of Saskatchewan	20,065.32	16,734.01	-
New Democratic Party, Sask. Section	2,456,910.82	2,090,557.78	1,140,969.19
The Progressive Conservative Party of Saskatchewan	119,897.48	98,280.81	-
Saskatchewan Liberal Association	107,175.32	100,679.29	-
Saskatchewan Party	3,620,878.67	2,515,947.21	1,470,890.94
Western Independence Party of Saskatchewan (W.I.P.)	3,300.00	2,611.63	-
Independent	49,359.98	47,803.84	17,946.71
Totals	6,377,587.59	4,872,614.57	2,629,806.84
2011			
Green Party of Saskatchewan	44,677.73	42,439.75	(a)
New Democratic Party, Sask. Section	2,526,487.33	2,298,400.33	1,309,656.97
The Progressive Conservative Party of Saskatchewan	19,289.66	17,025.61	(a)
Saskatchewan Liberal Association	35,079.91	30,413.14	(a)
Saskatchewan Party	3,525,711.05	2,332,823.41	1,360,327.94
Western Independence Party of Saskatchewan (W.I.P.)	892.58	520.94	(a)
Independent	15,000.00	11,307.04	(a)
Totals	6,167,138.26	4,732,930.22	2,669,984.91

Registered Political Party*	Contributions Received (\$)	Total Expenses (\$)	Amount of Reimbursement (\$)
2007			
Green Party of Saskatchewan	20,968.83	19,617.51	(a)
New Democratic Party, Sask. Section	2,132,284.81	1,961,609.78	1,122,001.83
The Progressive Conservative Party of Saskatchewan	2,745.94	2,745.94	(a)
Saskatchewan Liberal Association	695,842.51	572,288.23	128,455.64
Saskatchewan Marijuana Party	672.84	536.53	(a)
Saskatchewan Party	2,711,808.31	2,008,109.53	1,166,857.09
Western Independence Party of Saskatchewan (W.I.P.)	1,000.00	381.51	(a)
Independent	-	-	-
Totals	5,565,323.24	4,565,289.03	2,417,314.56
2003			
Liberal	782,117.32	705,427.56	263,681.47
New Democratic Party (N.D.P.)	2,027,181.34	1,872,238.00	936,119.16
New Green Alliance (NGA)	7,004.48	6,568.19	(a)
P.C. Party of Saskatchewan	-	-	(a)
Saskatchewan Party	1,933,326.22	1,594,778.22	796,513.23
Western Independent Party (W.I.P.)	27,525.54	26,795.39	(a)
Independent	21,073.74	20,341.88	7,277.73
Totals	4,798,228.64	4,226,149.24	2,003,591.59
1999			
Liberal	849,867.08	767,185.74	361,715.96
New Democratic Party (N.D.P.)	1,956,400.65	1,765,464.55	871,055.88
New Green Alliance (NGA)	14,788.30	14,286.14	(a)
P.C. Party of Saskatchewan	-	-	(a)
The Saskatchewan Party	773,545.92	693,196.81	343,930.75
Independent	1,393.86	1,393.78	(a)
Totals	3,595,995.81	3,241,527.02	1,576,702.59
1995			
Liberal	998,166.93	935,079.42	464,900.14
New Democratic Party (N.D.P.)	1,866,643.43	1,786,227.66	888,660.85
Progressive Conservative	337,164.29	301,749.62	104,709.44
Independent	-	1,152.77	(a)
Totals	3,201,974.65	3,024,209.47	1,458,270.43
1991			
Liberal Party of Saskatchewan	556,074.98	543,794.56	267,796.40
New Democratic Party (N.D.P.)	2,062,716.79	2,007,930.77	1,001,318.80
Saskatchewan Progressive Conservative	1,445,748.98	1,870,599.09	809,921.25
Independence (W.C.C.)	1,070.00	1,054.04	(a)
Independent	3,826.09	4,324.63	(a)
Totals	4,069,436.84	4,427,703.09	2,079,036.45

Continued on next page



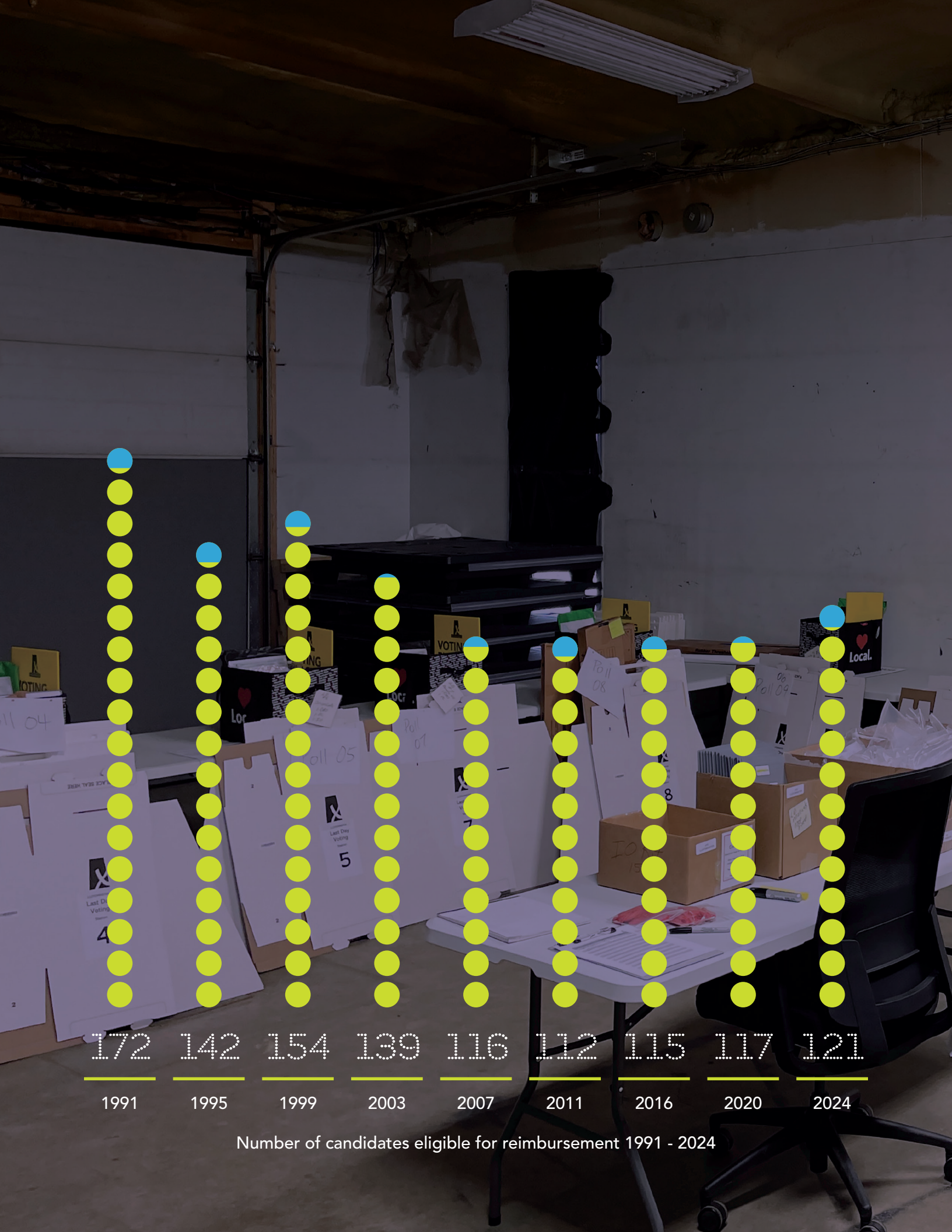
COMPARATIVE SUMMARY BY REGISTERED POLITICAL PARTIES OF CONTRIBUTIONS RECEIVED, EXPENSES INCURRED, AND REIMBURSEMENTS PAID – CANDIDATES 2024 TO 1975 (CONTINUED)

Registered Political Party*	Contributions Received (\$)	Total Expenses (\$)	Amount of Reimbursement (\$)
1986			
Alliance Party of Saskatchewan	532.85	435.85	(a)
Communist Party	625.00	514.01	(a)
Liberal	444,591.17	406,245.34	119,839.72
New Democratic Party (N.D.P.)	1,780,141.51	1,660,790.75	829,895.56
Progressive Conservative (P.C.)	2,156,469.00	1,798,389.85	880,460.14
Western Canada Concept (Sask.)	3,645.10	3,013.42	(a)
Independent	933.59	933.59	(a)
Totals	4,386,938.22	3,870,322.81	1,830,195.42
1982			
Aboriginal People's Party	5,349.70	4,548.86	(a)
Liberal Party of Sask.	193,748.83	152,355.55	10,305.48
New Democratic Party (N.D.P.)	1,309,372.78	1,242,160.48	621,080.43
Progressive Conservative (P.C.)	1,399,918.76	1,255,329.10	627,664.72
Western Canada Concept (Sask.)	135,982.88	126,211.34	11,009.42
Independent	23,573.47	23,113.74	5,787.49
Totals	3,067,946.42	2,803,719.07	1,275,847.54
1978			
Liberal	385,524.96	345,287.39	68,386.27
New Democratic Party	811,311.65	735,166.79	301,115.12
Progressive Conservative	776,416.89	628,020.45	284,101.48
Independent	1,599.27	1,543.81	(a)
Totals	1,974,852.77	1,710,018.44	653,602.87
1975			
Liberal	390,071.44	495,001.78	89,335.47
New Democratic Party	455,168.26	463,153.91	90,556.61
Progressive Conservative (P.C.)	206,255.80	230,037.97	79,738.04
Independent	14,973.55	14,354.85	4,623.64
Totals	1,066,469.05	1,202,548.51	264,253.76

*Independent candidates have been listed for comparison purposes only.

(a) Candidates were not eligible for a reimbursement of their election expenses pursuant to subsection 223(2) of *The Election Act* (repealed by 1996, c.E-6.01 January 1, 1997); subsection 265(1) of *The Election Act, 1996*.



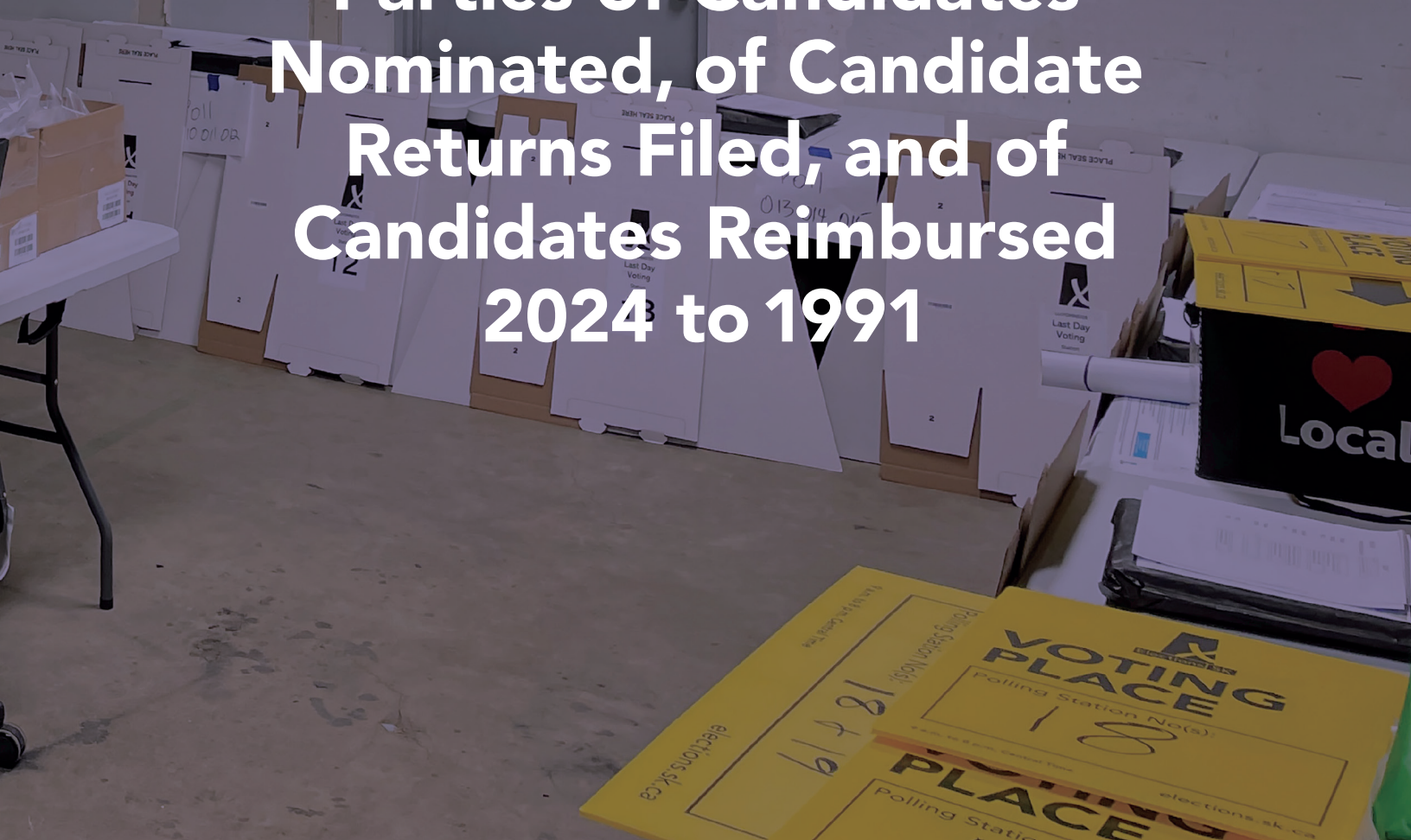


Number of candidates eligible for reimbursement 1991 - 2024

11

CHAPTER ELEVEN

**Comparative Summary
by Registered Political
Parties of Candidates
Nominated, of Candidate
Returns Filed, and of
Candidates Reimbursed
2024 to 1991**



COMPARATIVE SUMMARY BY REGISTERED POLITICAL PARTY OF CANDIDATES NOMINATED, OF CANDIDATE RETURNS FILED AND OF CANDIDATES REIMBURSED 2024 TO 1991

Registered Political Party*	Candidates Nominated	Number of Returns Filed	Candidates Reimbursed
2024			
Buffalo Party of Saskatchewan	16	16	0
New Democratic Party, Sask. Section	61	61	59
Progressive Conservative Party of Saskatchewan	11	11	0
Saskatchewan Green Party	58	58	0
Saskatchewan Party	61	61	61
Saskatchewan Progress Party	3	3	0
Saskatchewan United Party	31	31	1
Independent	2	2	0
Totals	271	271	121
2020			
Buffalo Party of Saskatchewan	17	17	3
New Democratic Party, Sask. Section	61	61	53
Progressive Conservative Party of Saskatchewan	31	31	0
Saskatchewan Green Party	60	60	0
Saskatchewan Liberal Association	3	3	0
Saskatchewan Party	62 (a)	62 (a)	61
Independent	3	3	0
Totals	237	237	117
2016			
Green Party of Saskatchewan	58	58	0
New Democratic Party, Sask. Section	62 (a)	62 (a)	53
Progressive Conservative Party of Saskatchewan	18	18	0
Saskatchewan Liberal Association	61	61	0
Saskatchewan Party	61	61	61
Western Independence Party of Saskatchewan (W.I.P.)	4	4	0
Independent	5	5	1
Totals	269	269	115
2011			
Green Party of Saskatchewan	58	58	0
New Democratic Party, Sask. Section	58	58	54
Progressive Conservative Party of Saskatchewan	5	5	0
Saskatchewan Liberal Association	9	9	0
Saskatchewan Party	58	58	58
Western Independence Party of Saskatchewan (W.I.P.)	2	2	0
Independent	1	1	0
Totals	191	191	112

Registered Political Party*	Candidates Nominated	Number of Returns Filed	Candidates Reimbursed
2007			
Green Party of Saskatchewan	48	48	0
New Democratic Party, Sask. Section	59 (a)	59 (a)	55
Progressive Conservative Party of Saskatchewan	5	5	0
Saskatchewan Liberal Association	58	57 (c)	5
Saskatchewan Marijuana Party	5	5	0
Saskatchewan Party	58 (b)	58 (b)	56
Western Independence Party of Saskatchewan (W.I.P.)	8	8	0
Independent	0	0	0
Totals	241	240	116
2003			
Liberal	58	57 (c)	22
New Democratic Party (N.D.P.)	58	58	58
New Green Alliance (NGA)	27	27	0
P.C. Party of Saskatchewan	11	11	0
Saskatchewan Party	58	58	58
Western Independent Party (W.I.P.)	18	18	0
Independent	5	5	1
Totals	235	234	139
1999			
Liberal	58	58	43
New Democratic Party (N.D.P.)	58	58	57
New Green Alliance (NGA)	16	16	0
P.C. Party of Saskatchewan	14	14	0
The Saskatchewan Party	58	58	54
Independent	2	2	0
Totals	206	206	154
1995			
Liberal	58	58	58
New Democratic Party (N.D.P.)	58	58	58
Progressive Conservative	58	58	26
Independent	4	2 (c)	0
Totals	178	176	142
1991			
Liberal Party of Saskatchewan	66	63 (c)	58
New Democratic Party (N.D.P.)	66	66	66
Saskatchewan Progressive Conservatives	66	66	48
Independence (W.C.C.)	1	1	0
Independent	8	6 (c)	0
Totals	207	202	172

* Independent candidates have been listed for comparison purposes only.

(a) One candidate withdrew prior to nomination deadline and was replaced. Both candidates filed a Return.

(b) One candidate withdrew after nomination deadline and could not be replaced.

(c) Difference between Candidates Nominated and Number of Returns Filed is due to candidate(s) not filing a Return.





Political Finance Administrative Review

In advance of the 30th General Election, several significant changes were made to how election expense reporting was managed in Saskatchewan. These included a legislative amendment removing the audit requirement for candidate financial returns when income and expenses were under \$1,000 (first introduced in 2019), and a change in title from *candidate business manager* to *candidate financial agent* to better reflect the role's responsibilities. Additional improvements were made to strengthen training for financial agents. New training materials were developed and alternative methods—such as dedicated webinars for each registered party and additional opportunities for training sessions and Q&A town halls—were offered to ensure access and improved understanding of financial requirements.

To identify opportunities for improvement, it is essential to understand how registered political parties and candidates perceived these changes. This chapter continues the administrative review of electoral operations presented in Volume II of the Chief Electoral Officer's *Report on the Thirtieth General Election*.¹ As in that volume, the focus here is exclusively on administrative—not legislative—enhancements. Recommendations for legislative reform are

addressed separately in Volume IV of the report, titled *Chief Electoral Officer's Recommendations for Legislative Reform*.²

For this chapter, the Chief Electoral Officer continued the practice, established during the 29th General Election, of engaging an electoral management expert with social scientific research expertise from outside the organization to undertake an administrative review of the political finance

¹ Available at <https://www.elections.sk.ca/reports-data/reports-publications/>.

² Available at <https://www.elections.sk.ca/reports-data/reports-publications/>.

activities following voting. The consultant engaged with the Canadian Hub for Applied Social Research (CHASR) to conduct an online survey sent to all candidate financial agents as well as a focus group with a more limited number of financial agents. In addition to these focus groups, separate one-on-one interviews were conducted with the Chief Official Agents (COAs). Although all parties were invited to contribute, four parties were available and participated.

This chapter includes both the review findings and the Chief Electoral Officer's response to the review. The response is presented as a series of commitments that the Chief Electoral Officer is making to improve various aspects of the administration of electoral finance in the province. In this way, the chapter serves as a companion to the administrative review of the election contained in Volume II of this report. The commitments outlined in both volumes will guide improvements to be undertaken over the next four years and they will be reported in *A Report on the Thirty-First General Election*, to be released after the province's next election scheduled for October 2028.

Administrative Review of Political Finance

Political finance is a central component of modern elections. Campaign funds support a wide range of activities, including research, advertising, office and equipment rentals, travel, event venues, website development, and even refreshments for volunteers, among many other functions essential for running a contemporary campaign. These resources, whether monetary or in-kind, originate from a variety of sources such as individual, corporate, and union contributions, loans from financial institutions, and donated goods and services. Although Saskatchewan's election periods are typically only 27 days, political finance extends across all four years of the four-year election cycle and represents a significant portion of Elections Saskatchewan's ongoing work.

A core feature of Saskatchewan's political finance system is the requirement to disclose both the sources and uses of campaign funds. This requirement serves three primary purposes. First, disclosure reinforces the principle of transparency in political finance. Provinces began adopting such legislation starting with Quebec's reforms in 1963, followed by federal legislation in 1974. Since

that time, the principle that voters have a right to know how much money is spent in politics—and who provides it—has become a cornerstone of Canadian democracy.

The second reason for disclosure is to ensure compliance with political finance regulations. While Saskatchewan imposes no limits on contributions from Canadian individuals or entities, it prohibits political donations from non-Canadians residing outside the country. *The Election Act, 1996* (the Act) also establishes spending limits for both registered political parties and individual candidates (see table below).

The third reason for disclosure is to determine eligibility for reimbursements available under the law. Parties and candidates who receive at least 15 percent of the vote, and who submit the required forms and returns under the Act, qualify for the reimbursements outlined in the accompanying table.

Expense limits and reimbursement of expenses in 2020 and 2024

Registered Political Party Expenses	2020	2024
General election	\$ 1,070,281	\$ 1,224,052
Candidate Expenses		
Athabasca/Cumberland	\$ 82,772	\$ 94,665
Southern Constituency	\$ 62,081	\$ 71,001
General Election		
Registered Political Party Reimbursement	50% of expenses	50% of expenses
Candidate Reimbursement	60% of expenses	60% of expenses
Auditor reimbursement		
Registered Political Party	\$ 3,175	\$ 3,631
Candidate	\$ 1,031	\$ 1,179

Source: Elections Saskatchewan. <https://www.elections.sk.ca/candidates-political-parties/electoral-finance/expenditures-and-election-expense-limits/expense-limits-2018/>, and https://cdn.elections.sk.ca/upload/Expense-Limits-Jan-25_All.pdf

Political Finance in Saskatchewan

Throughout much of the election period, Elections Saskatchewan acts as a service provider. It facilitates the registration of those who are eligible to vote, establishes opportunities for voters to exercise their franchise, tabulates and certifies results, and reports outcomes to the public and to the Legislative Assembly so that elected members can claim their seats. These activities are documented in Volumes I and II of *A Report on the Thirtieth General Election*.

Elections Saskatchewan also serves as a regulatory authority, particularly in matters relating to the registration of political parties and candidate nominations and the oversight of political finance. In this capacity, the organization provides support to parties and candidates to help them meet their reporting obligations; however, it is also responsible for enforcing compliance and may impose sanctions when requirements under the Act are not met.

Duties of party's Chief Official Agent (COA)

The duties of COA are set out in section 235 of the Act. The COA of a registered political party is required to:

- Ensure that the party's accounts are kept at a chartered bank, a trust or a loan corporation, or a credit union;
- Maintain records of all contributions and other income received by the party, including the name of all contributors, the amounts contributed, and the address of the contributor at the time the contribution was made; keep records of all bills, invoices, vouchers, and receipts; and
- Ensure that all statements, reports, returns, and documents required by the Act are completed, audited, if required, and filed with the Chief Electoral Officer.

Duties of candidate financial agent

A corresponding role at the candidate level is that of the candidate financial agent. In nearly all instances, financial agents serve as volunteers, often recruited from among the candidate's close friends, supporters, or even family members. The duties of this position are outlined in section 236(1) of the Act. A candidate's financial agent is required to:

- Ensure that the candidate's accounts are kept at a chartered bank, a trust or a loan corporation, or a credit union;

- Maintain records of all contributions and other income received by the candidate, including the name and address of the contributor, and the amount and dates of each contribution;
- Keep legible records of all bills, invoices, vouchers, and receipts for the election in which the candidate is nominated; and
- Ensure that all statements, reports, returns, and documents required by the Act are completed, audited (if required), and filed with the Chief Electoral Officer.

Furthermore, section 236(2) states that the duties of the financial agent "continue during an election and for any period after the election that is necessary to complete and file all statements, reports, returns, and documents required by this Act." This provision makes clear that the responsibilities of a financial agent extend well beyond the writ period—not only through the three-month period allotted for submitting the election expense report, but also through any subsequent revision process that may be required following Election Saskatchewan's review. For many financial agents, this post-election work represents a substantial portion of their overall responsibilities.

The appointment and role of auditors

Section 222 of the Act sets out the requirements for auditors. A person or firm is eligible to be appointed as an auditor only if the individual, or at least one partner in the case of a firm, is a member in good standing of a recognized accounting profession regulated by statute. Auditors must conduct their work in accordance with generally accepted accounting principles.

Under Section 237(3), a party's auditor is required to submit a written report to the Chief Electoral Officer on the party's annual return of receipts and on its return of election expenses for each election held during the auditor's term. Section 238(5) similarly requires a candidate's auditor to provide a written report to the candidate's financial agent, based on the financial agent's submitted return.

Some key features of election expense returns

Registered political parties are required to file election expenses returns under Section 251 of the Act. The COA must submit the party's election expense report within six months of the last day of voting. The filing must be accompanied by a report from the party's auditor and



a solemn oath or declaration attesting to the accuracy of the information provided.

Under Section 261, candidate financial agents must file a return of the candidate's election expenses within three months of the last day of voting. This return must include a statement from the candidate's auditor and a solemn oath or declaration from the financial agent. A legislative amendment introduced in 2023 created an exception to this requirement: candidates whose election expenses, contributions, and net proceeds are all less than \$1,000 are no longer required to submit an auditor's report.

The Act sets out in considerable detail the information that must be contained in an election expense return. Required elements include:

- All expenses incurred, including verification by independent commercial sources of the commercial value of goods and services, personal expenses, and candidate campaign expenses;
- A breakdown of money and the commercial value of goods and services provided according to the categories of individuals, corporations, trade unions, unincorporated organizations or associations, and any other persons or groups of persons;
- The number of contributors in each of the above classes as well as the name, address, and amount contributed for each contribution greater than \$250 in each class, as well as detail of contributions from fund-raising functions and meetings.

Receipts must be provided for all expenditures greater than \$25. Where an expenditure is shared among multiple candidates and/or the party, the return must include the details of cost-the cost-sharing agreement. In addition, both the candidate financial agent and COA must prorate expenses that go beyond the 27-day election period³ to ensure that the election return reflects only the costs attributable to the election period.

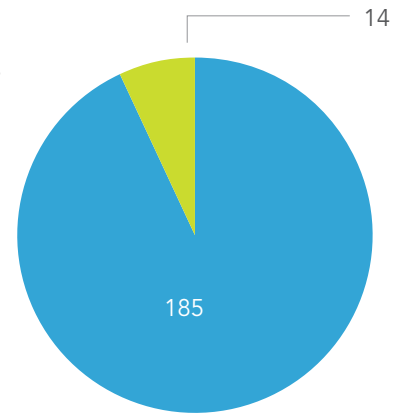
Late filing of candidate financial disclosure reports

Section 263 of the Act sets out the conditions under which the Chief Electoral Officer may grant an extension for a candidate's election expense return. If a candidate or

financial agent dies, becomes ill, or because of any other unforeseen or extraordinary circumstance cannot reasonably be expected to prepare and file any election expenses return required pursuant to section 261, the candidate or financial agent may apply to the Chief Electoral Officer for an extension. While the number of extensions granted has remained relatively static (42 in 2020, 44 in 2024), the number of returns filed late has dropped by 64 percent.

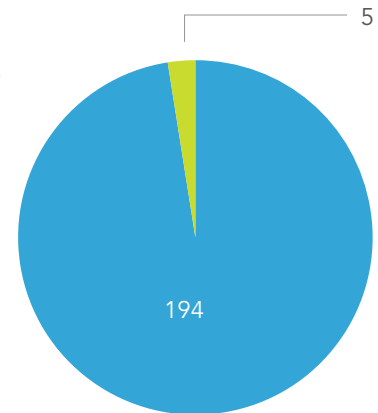
2020

- Returns filed on time
- Returns filed late



2024

- Returns filed on time
- Returns filed late



Elections Saskatchewan undertakes significant efforts to support financial agents in meeting their legislative obligations and filing deadlines. The upward trend in both the number and proportion of returns submitted on time demonstrates the effectiveness of these measures and underscores the importance of sustaining this progress.

³ Section 31(2) of the Act sets the minimum election period (the period between the issuing of writs of election and polling day) as 27 days (excluding the writ day but including the polling day).

Reporting Tools at Elections Saskatchewan: The Election Management System (ELMS)


Since ELMS was introduced, several enhancements have been implemented. The most notable is new functionality that allows auditors to receive returns directly from financial agents, insert comments directly within the report, and enable financial agents to respond to those comments within the system. Access to ELMS is provided to registered political parties through their COA and to candidates through their financial agent. In some cases, the COA delegates data-entry responsibilities to other party staff; however, the COA remains solely responsible for submitting the return to the auditor and finalizing it for filing with Elections Saskatchewan.

When the return is under audit, only one auditor at a time may access it, even within the same firm, and the electronic return cannot be edited by the COA or financial agent during the audit period. Although this limitation was identified as a concern following the 2020 Provincial Election, it reflects accounting best practice designed to maintain accountability and the integrity of the audit process.

Focus groups with the financial agents and interviews with COAs provide an indication both of the level of satisfaction with the tools available for financial disclosure and with potential areas for improvements. When asked about their satisfaction with the software used to input revenues, about eight in 10 financial agents (81.9 percent) said they were very or somewhat satisfied, and a similar percentage indicated their satisfaction with inputting expenditures (78.3 percent). When asked about their interaction overall with the electoral finance reporting system, three-quarters (74.4 percent) said they were satisfied.

Despite these positive results, focus group discussions highlight areas where further enhancements would be beneficial. Some financial agents noted that the system was less efficient than desired, citing the need to re-enter the same information multiple times, an issue that was particularly challenging for those serving multiple candidates. The possible introduction of a vendor list, from which commonly used suppliers could be selected, was identified as a potential efficiency improvement as well.

Another challenge is the lack of detailed error validation. While the system generates an error message when data is entered incorrectly, it does not specify the location of the



error, requiring financial agents to search through the return to identify and correct the problem. A more robust error-tracking function would help streamline the process. More broadly, the system was occasionally described as “clunky,” with some users suggesting it could be modernized to align with contemporary software standards.

Across Canadian jurisdictions, best practice in political finance reporting is increasingly moving towards integrated, online filing systems. Although ELMS remains open to continued enhancement, it is among the leading systems in the country. Its further development offers opportunities to increase efficiency, reduce errors, and support improved compliance. Continued investment in this platform will help Elections Saskatchewan remain at the forefront of political finance administration.

Training and support

A defining aspect of how political parties and candidates conduct their election campaigns is their significant reliance on volunteers. Campaigns remain highly labour-intensive at the grassroots level, with volunteers dedicating considerable time and energy to supporting their chosen candidates. Volunteers are essential not only for canvassing and mobilizing voters but also for filling key positions within campaign teams. Because the effectiveness of roles such as candidate financial agents is crucial to maintaining financial transparency and compliance, election management bodies have an important responsibility to provide these individuals with the support and resources they need to succeed in their duties.



Elections Saskatchewan provides training in the use of the ELMS system in a variety of ways. Training methods include:

- Detailed manuals both for COAs⁴ and for financial agents⁵ to walk them step-by-step through the process of completing an election expense return.
- In-person training sessions for those appointed as COA for the parties.
- Online training videos available on demand for use by the financial agents, with the expectation that financial agents have access to these videos continuously for use as it best fits their schedule.
- Drop-in virtual training sessions for all financial agents.
- In-person training sessions offered for all financial agents who request one.
- Regular reminders and specific training tips offered through the financial agent newsletter.
- Direct responses to COAs and financial agents who contact the Elections Saskatchewan office directly by email or phone.

Providing training to officials responsible for financial reporting is an important task of all election management bodies. In Saskatchewan, candidate financial agents consistently express a desire for additional training opportunities. The key to meeting this need lies in designing training that is well suited to the adult learners who make up this group. Drawing on adult-education expertise can help reduce many of the challenges associated with delivering effective and accessible learning opportunities for financial agents.

Auditing functions

Saskatchewan maintains a comparatively high standard for auditing compared to other jurisdictions. All party and candidate election expense returns and, in the case of parties, the annual financial reports, must be audited. The only exception under the Act applies to candidates who raise and spend less than \$1,000, which requires an expense report but not an audit. Audit fees are reimbursable up to a maximum of \$1,179 for a candidate and a maximum of \$3,631 for registered political parties.

Findings

Overall, COAs and the financial agents recognized the high level of competence and professionalism demonstrated by Elections Saskatchewan in administering election expense reporting. They also acknowledged that the reporting requirements are complex, time-consuming, and often challenging for financial agents, many of whom are serving in the role for the first time and are not experts in the detailed provisions of the Act. These circumstances place added pressure on Elections Saskatchewan staff to explain intricate requirements clearly while upholding the obligation to administer a highly prescriptive financial reporting regime in a fair and consistent manner.

The following discussion highlights areas where existing practices are functioning well and identifies opportunities where targeted adjustments could further support financial agents in meeting their obligations successfully.

(i) Legislative requirements

Although the responsibilities of the candidate financial agent are clearly defined in legislation, a recurring theme in the survey responses was that the scope of the role was more substantial than anticipated. Most financial agents serve on a volunteer basis, often agreeing to take on the role as a favour to a friend or close supporter running as a candidate. While the training manual outlines that financial agents are responsible for recording all income and expenditures and for maintaining detailed files with receipts, many indicated that they did not appreciate the breadth or importance of these responsibilities when they agreed to serve.

A key challenge is that most financial agents are novices. Thirty percent of survey respondents reported having previously

The key to meeting this need lies in designing training that is well suited to the adult learners who make up this group.

⁴ A Guide for the Chief Official Agent, Using Election Electoral Management System (ELMS) to Complete the Election Expense Return, available at <https://cdn.elections.sk.ca/upload/WEB-Guide-COA-ELMS-Election.pdf>.

⁵ A Guide for the Financial Agent to The Election Act, 1996 & Election Management System (ELMS), available at: <https://cdn.elections.sk.ca/upload/WEB-Guide-Financial-Agent-Election-Act-ELMS.pdf>

Overall, COAs and the financial agents recognized the high level of competence and professionalism demonstrated by Elections Saskatchewan in administering election expense reporting.

served as a financial agent, compared to 70 percent who had never held the role. Among those with prior experience, nearly two-thirds (64 percent) had served only once before. As a result, even those with experience typically draw on a very limited foundation of knowledge.

Motivations for taking on the role underscore its voluntary and relational nature. Fifty-nine percent of financial agents said they accepted the position because the candidate was a friend or acquaintance, while 14.5 percent indicated they were approached by someone in the party despite not knowing the candidate personally. About one-quarter of respondents (25.3 percent) said they volunteered because they support the party and believed this role was the best way to contribute.

This combination of limited experience and personal obligation contributes to the challenges reported by many financial agents. About two-thirds of survey respondents said that the role was more difficult than they expected, and four in five (80.5%) said it was more time-consuming than anticipated. These findings highlight the importance of effective training and support for financial agents, a topic examined in the next section. In addition, about one in five respondents felt that the three-month period to complete and submit the financial report was insufficient to complete the work required.

(ii) Training

Because financial agents play a critical role in ensuring accountability and transparency in constituency-level campaign finance, they must have a clear understanding of the rules that govern the administration of campaign revenues and expenditures. Financial agents bear the legal responsibility for ensuring compliance with all political finance requirements, including disclosure. Put plainly, when

it comes to meeting the financial obligations set out in the Act, the candidate financial agent is ultimately accountable.

Given the importance of this position, respondents were asked about how they received training and how effective they found the training they used. Financial agents prepare for the role through a range of methods—some developed and delivered by Elections Saskatchewan, some offered by political parties, and others undertaken independently by the agents themselves.

The table below summarizes the extent to which different training formats were used and the perceived effectiveness of each.

Type and effectiveness of training	Percent mentioning they did this training	Percent saying this training was very or somewhat effective
Read candidate financial agent manual	85.5	95.8
Read some “how-to” guides prepared by Elections Saskatchewan	63.9	98.1
Attended a workshop organized by my party	61.4	95.8
Attended training webinar conducted by Elections Saskatchewan	48.2	97.5
Spoke with my party’s Chief Official Agent	45.8	100.0
Read portions of <i>The Election Act, 1996</i>	38.6	83.9
Spoke with other financial agents	32.5	88.0
Spoke with financial agent who did this previously	14.5	100.0
Attended a town hall Q&A conducted by Elections Saskatchewan	12.0	100.0
Other	7.2	
None. Didn’t do any training	2.4	

There are several ways in which the parties, through the COA, provide additional support to financial agents. Many COAs reported that they offer training on fulfilling reporting requirements, and about half of the financial agents



surveyed indicated that they spoke to their party's COA as part of their training. All respondents who received this form of support described it as effective.

COAs also play an important intermediary role between their party's financial agents and Elections Saskatchewan. Because many financial agents are new to the role and hesitant to contact "the regulatory" directly, often out of concern that they might inadvertently reveal an error, they frequently turn to the COA for interpretations of reporting requirements. Several COAs noted that this support role becomes even more significant after Elections Saskatchewan has conducted its review and has requested clarifications or revisions. Given that most financial agents are volunteers, they disengage from their responsibilities shortly after filing the initial return. As a result, COAs often become the primary point of contact during the revision stage, further underscoring their role as key information conduits.

(iii) Reporting tools

Most financial agents found working with the ELMS system straightforward to use for filing election expenses. About three-quarters of respondents (74.4 percent) indicated that they were very or somewhat satisfied with their interaction with the electoral finance reporting software. Roughly four in five respondents said they were satisfied with the software used to input revenues (81.9 percent) and expenditures (78.3 percent), and similar proportions expressed satisfaction with the level of detail required when entering revenues (81.9 percent) and expenditures (77.1 percent).

Despite these generally positive assessments, several areas for improvement were identified. The most significant was the absence of a vendor list accessible through a drop-down menu. This omission was particularly challenging for financial agents serving multiple candidates, who frequently needed to re-enter identical information. Financial agents in the focus group also noted that while the system flags when an error has occurred, it does not indicate the nature or location of the error, resulting in disproportionate time spent searching for mistakes.

COAs reported fewer challenges with ELMS training than financial agents. This is partly because the COAs receive one-on-one training from Elections Saskatchewan staff if desired, use the system more regularly—particularly for annual returns—and maintain ongoing working relationships

Interactions with staff were viewed as helpful, focused on problem-solving, and conducted in a timely, professional manner.

with Elections Saskatchewan staff for assistance. The actual process of logging in and using the ELMS system was viewed as simple enough for all users. COAs also emphasized that any issues they encountered were typically resolved quickly with support from Elections Saskatchewan staff.

(iv) Auditing

Many financial agents observed that working with the auditor has become a routine aspect of the election expense reporting process. About a third of respondents (33.7 percent) said they interacted with the auditor frequently (more than five times), and over four in 10 said they did so occasionally (three to five times). In total, over two-thirds engaged with the auditor at least three times. Several factors contributed to this level of interaction. Some financial agents felt that auditors were applying standards that differed from those used by Elections Saskatchewan reviewers, creating discrepancies in interpretations. Focus groups also found inconsistencies in the level of detail requested by auditors, with some requiring substantially more than others. Although the Chief Electoral Officer has issued an interpretation bulletin entitled *Auditor Preparation of Written Reports* that instructs auditors to follow a checklist and to prepare a report on supplementary matters,⁶ compliance with this bulletin is not uniform. Financial agents suggested that providing training opportunities for auditors would improve the experience. Despite these concerns, about five of every six financial agents said they were satisfied with their interactions with their auditor (83.1 percent).

For COAs, a central concern was the perception that auditors were applying principles—specifically generally accepted accounting principles (GAAP)—that differ from the more prescriptive standards set out in the Act, which guide Elections Saskatchewan's review process. Elections Saskatchewan's reviews are based on what are perceived as

⁶ See <https://cdn.elections.sk.ca/upload/ESKIB-2020-01-Auditor-Preparation-of-Written-Reports-Rev-Apr2023-V1.0-FINAL.pdf>

the more stringent standards included in the Act.⁷ Further, several of the COAs said they like the idea of going online and uploading documents into the system; however, some were under the impression that they could not upload all documents and therefore needed to file paper copies as well.

(v) Interactions with Elections Saskatchewan staff

Financial agents were complimentary about their experiences working with Elections Saskatchewan staff. Interactions with staff were viewed as helpful, focused on problem-solving, and conducted in a timely, professional manner. Approximately four in five respondents said they were satisfied with support received from Elections Saskatchewan staff (79.3 percent), rated the quality of that support as good (78 percent), and indicated they were satisfied with their overall interactions with Elections Saskatchewan staff (81.7 percent). At the same time, many financial agents felt that the review of their election expense report was more detailed, extensive, and time-consuming than they had expected, a majority (62.7 percent) were required to make revisions at a point when they believed their responsibilities had concluded. Although the Act clearly states that their role may extend well beyond the last day of voting—and this is communicated at the outset—many agents did not anticipate the need for revisions or additional time required to complete them.

COAs similarly spoke very positively about their relationship with Elections Saskatchewan. They characterized their interactions with staff as professional, respectful, and constructive. While COAs viewed the relationship between Elections Saskatchewan staff and financial agents less directly, staff estimate that they communicate with approximately 80 percent of financial agents in response to enquiries. Many COAs also noted that Elections Saskatchewan staff demonstrate a strong service orientation, which they regard as highly beneficial in supporting their work.

(vi) Suggested changes to election expense filing

Financial agents proposed several changes that they believe would improve their experience and improve the quality of election expense reporting. The relationship



between candidate financial agents and auditors was raised frequently. As currently structured, this relationship is often viewed as a significant impediment to submitting the report on time. More effective training for auditors, delivered by Elections Saskatchewan staff, could help promote a more consistent application of interpretations. The recent change exempting candidates with revenues or expenditures under \$1,000 from the audit requirement was regarded as a positive development. Some financial agents went further, suggesting that auditors may be redundant given Elections Saskatchewan staff review returns in greater detail and to higher standards. Eliminating the audit requirement, however, would necessitate legislative reform.⁸

Another area of concern involved perceived redundancy in filing requirements. Many financial agents believed they were obligated to submit paper copies even after uploading signed and scanned reports through ELMS. This is an issue that warrants further clarification to ensure financial agents understand what is required and how unnecessary duplication can be avoided. In addition, following the 2020 election, financial agents expressed concern that the absence of a definition of materiality resulted in disproportionate effort being spent on relatively minor expenditures. In response, the Chief Electoral Officer issued a directive defining materiality as expenditure adjustments of \$100 or less⁹—a change welcomed by both financial agents and COAs. Many financial agents also appreciated the multiple training opportunities offered by Elections Saskatchewan and indicated that additional training, delivered earlier in the election cycle, would further support their understanding of the role.

⁷ This concern persisted among many of the COAs notwithstanding the fact that Elections Saskatchewan developed very specific material to instruct auditors that the requirement is to ensure compliance with the Act, and not GAAP. For the 31st General Election, the Chief Electoral Officer intends to address this problem through CEO Directives that remove the requirement for returns to be audited.

⁸ For the Chief Electoral Officer's legislative recommendations, see *A Report on the Thirtieth General Election, Volume IV: Chief Electoral Officer's Recommendations for Legislative Reform*.

⁹ <https://cdn.elections.sk.ca/upload/CEODIR-2023-015-Establishing-a-Materiality-Threshold-for-Review-of-Election-Expenses>Returns-V1.0-FINAL.pdf>





**Voting
Place**



**4 GALLAGHER CENTRE
RAVINE ROOM**

elections.sk.ca

Several specific recommendations for improving the candidate financial filing system were raised by financial agents during the focus group session.

- First, participants suggested that Elections Saskatchewan clearly communicate that paper versions of returns are not required when signed and scanned copies are submitted through ELMS. Although this is already the case, comments indicated that many financial agents remain unaware of this option.
- Second, financial agents recommended adopting less stringent reporting requirements for expenses that are not eligible for reimbursement. Their view was that detailed receipts should continue to be required when expenditures could trigger reimbursement of public funds, but that a simpler reporting process—without receipts—could suffice for expenditures that are not reimbursable.
- A third recommendation concerned reimbursement for certain pre-writ expenditures, such as re-keying campaign offices, establishing internet services, setting up cell phone accounts, and arranging photocopying. Financial agents argued that these costs are incurred to support the effective functioning of a campaign and that it should be the purpose—rather than the date the expense is incurred—that determines eligibility for reimbursement.
- A fourth recommendation concerned the requirement for some documents to be certified by a commissioner of oaths. Financial agents noted that this requirement is increasingly out of step with modern document-signing practices and can be cumbersome. Eliminating it would create greater efficiency for many stakeholders.
- A final recommendation concerned the cost of the audit. While financial agents welcomed the removal of the audit requirement for campaigns spending less than \$1,000, several observed that many candidates exceed this threshold only marginally—for instance, spending between \$1,000 and \$3,000—making the audit cost disproportionately high relative to overall campaign spending. Suggested remedies included raising the audit exemption threshold (such as \$3,000) or making audit costs fully reimbursable so they become a public expense rather than a candidate expense. All of these options would require legislative change and hence are beyond the scope of this volume.

As part of the interviews, COAs were asked to identify elements of the election expense filing process that could be improved without amending the governing legislation. Several COAs indicated that they were less interested in minor adjustments and instead favoured a broader overhaul of the election finance framework. Some suggested revisiting specific sections of the Act—such as section 220, which defines key terms related to election expenses—to improve clarity and modernize the language. One COA described the current legislation as “archaic,” while another referred to the existing framework as “the Wild West” of political funding. In contrast, one COA expressed satisfaction with the current legislation and did not see a need for significant change.

Several COAs offered specific comments and recommendations regarding the financial reporting system. A common concern was the 90-day timeframe provided to financial agents for submitting financial reports, particularly given the current fall date for general elections, which entails that the reporting period extends through the Christmas holidays. Some COAs viewed the 90-day deadline as arbitrary and insufficiently considerate of the fact that financial agents are volunteers performing a service for the province. Several suggested that extending the filing period—such as to 120 days—would be more appropriate than the current requirement.

Several COAs also expressed appreciation for the introduction of a \$100 definition of materiality for financial disclosure purposes. This change, introduced through a directive of the Chief Electoral Officer, was widely regarded as helpful to both financial agents and Elections Saskatchewan reviewers by reducing unnecessary effort on minor expenses.

COAs also raised concerns about the recent increase in the candidate deposit from \$100 to \$500. While recognizing that the purpose of the deposit is to encourage timely submission of financial returns, many noted that the higher amount may pose a significant barrier for smaller parties and candidates. A potential remedy would be to reduce the deposit amount.

Finally, many COAs commended the training opportunities Elections Saskatchewan provides to financial agents, noting that these opportunities meaningfully support agents in fulfilling their responsibilities.



Administrative Commitments Concerning Political Finance Following the 2020 General Election and Responses Leading to the 2024 General Election

In *A Report on the Twenty-Ninth General Election, Volume III: Statement of Expenditures*, the Chief Electoral Officer made a number of commitments for improvement arising from the assessment of political finance in the 2020 General

Election. The following table lists those commitments along with the efforts undertaken to address each one. Please note that the table below uses the term “business manager,” which has since been replaced with “financial agent.”

Commitment	Response
Provide candidates with guidelines that clearly identify the requirements for a business manager, including skills required and time commitment for the position.	Detailed information on the requirements and responsibilities of business managers is provided as part of the nomination package for candidates.
Provide an online video for use by candidates and potential business managers prior to the business manager accepting the role. The video outlines the roles and responsibilities of business managers and includes testimonials from previous business managers about their experiences.	An online training video for business managers was produced. The video explains in detail the role and responsibilities of business managers.
Explore the development of a voluntary code of conduct for political parties that would acknowledge their commitment to ethical campaigning, respecting privacy, and understanding their responsibilities for compliance with the province’s political finance regulations.	Under the Act, Elections Saskatchewan plays no role in the conduct of campaigning. However, it does play a role in compliance with political finance regulations. As such, clarity on roles and responsibilities for candidates and business managers is reinforced through Elections Saskatchewan’s materials.
Develop a Memorandum of Understanding, to be signed between the Chief Electoral Officer and parties’ Chief Official Agents, outlining expectations for the relationship between business managers and Chief Official Agents, on the one hand, and business managers and Elections Saskatchewan.	While no formal Memorandum of Understanding was pursued in this cycle, Elections Saskatchewan is making headway towards greater collaboration in its proposal to introduce a CEO Directive that would remove the auditor requirement and instead have a reviewer position within each registered political party that would train with Elections Saskatchewan staff.
Develop a “declaration,” which must be signed by all business managers, prior to their appointment being accepted by Elections Saskatchewan, that describes the duties and responsibilities of the position. The signed form is to be included as part of the candidate nomination package. The declaration goes well beyond the current check box in which business managers attest to the understanding of “responsibilities as set out in s. 236 of <i>The Election Act, 1996</i> .” Instead, it describes clearly, in lay terms, what the position involves and an indication of time commitment throughout the term of appointment.	As part of the submission of nomination materials, candidates must submit a form for the appointment/ consent of the business manager of a candidate. That form spells out in detail all responsibilities of business managers under the Act and requires their informed consent.
Continue to expand training opportunities, in multiple formats and using principles of adult education, for candidate business managers.	In the 30th General Election, Elections Saskatchewan continued to offer training in multiple formats throughout the election period.

Commitment	Response
<p>Provide a “living document” that defines in everyday language key terms in the election process, including matters relating to election financing. Provide concrete examples in the document on how the terms are interpreted by Elections Saskatchewan, in specific instances. Continue to expand the document as legislation or interpretations evolve.</p>	<p>The Communiques and other training material provide the “living document” for COAs and business managers, explaining key terms in ordinary language in a “just in time” approach.</p>
<p>Provide a “newsletter” for candidate business managers and Chief Official Agents that is circulated on a regular basis between nomination day and the date of the election expense filing deadline. The newsletter could be in the form of a blog and can be developed in such a way that business managers can submit questions or relay experiences of general interest.</p>	<p>Elections Saskatchewan publishes a series of Communiques for Chief Official Agents throughout the election period informing them of news as it happens as well as a regular newsletter for business managers to keep them aware of deadlines and other information. Additionally, Q&A sessions were conducted with business managers to allow them to ask any questions they had.</p>
<p>Integrate the inclusion of Chief Official Agents into plans for the training of candidate business managers, with COAs working along with Elections Saskatchewan staff in providing and delivering content specific to the party. Develop a training program for candidate business managers that is suitable for each political party.</p>	<p>Elections Saskatchewan engages Chief Official Agents to encourage participation of their respective business managers in all forms of training. It further offers to conduct specific training sessions for particular parties as desired.</p>
<p>Continue to hold meetings on a regular basis between the Chief Electoral Officer and Chief Official Agents. Include a post-election debriefing meeting with Chief Official Agents within three months of the parties’ election expense filing deadline.</p>	<p>The Chief Electoral Officer has continued to hold annual meetings with the Chief Official Agents of the registered political parties. Additionally, as part of the Administrative Review of political finance, Elections Saskatchewan approached all Chief Official Agents to conduct confidential interviews regarding their experiences with the election including the political finance portions. Four Chief Official Agents were available, and their feedback was incorporated into the text of this volume.</p>
<p>Explore the possibility of adding an electronic filing feature to ELMS to eliminate the need for submitting a paper copy of the return. This includes the use of electronic signature of documents.</p>	<p>While the requirement for a commissioner of oaths or a notary to witness signatures prevents direct filing through ELMS, returns can be scanned and emailed directly to Elections Saskatchewan without the need for a paper copy to be submitted.</p>
<p>Explore ways in which the ELMS system can be adjusted to enable business managers and auditors to simultaneously access an election expense return.</p>	<p>Accounting best practice prevents simultaneous editing access as clear accountability for changes would be obscured. However, the Chief Electoral Officer has recommended that the auditing requirement be removed which would obviate the difficulty.</p>



Administrative Commitments Concerning Political Finance Following the 2024 General Election

As noted at the outset, reporting on election expenses is a complex but essential component of transparency in contemporary democracies. In Saskatchewan, the Act is highly prescriptive in its articulation of reporting requirements for provincial elections. A particularly important feature of the province's election expense reporting framework is the distinction between spending incurred during the 27-day election period and spending that occurs outside the period. Political parties and candidates who meet specified vote thresholds and fulfill all administrative requirements receive partial reimbursement from public funds for their election-period expenses. Differentiating between these categories of spending is

therefore a critical function of Elections Saskatchewan's financial compliance reviews, as some expenses trigger reimbursement from the public purse while others do not.

Key figures in the system of financial transparency are the candidate financial agents, most of whom are volunteers with limited experience in the detailed requirements of the Act. Supporting financial agents so they can carry out their responsibilities effectively is a primary objective for Elections Saskatchewan and considerable effort is already devoted to assisting them in their work. The following commitments are intended to further enhance that support.

Recognizing Challenges of Financial Agents

Ensure that candidates are aware of the guidelines that clearly identify the requirements for a financial agent, including skills required and time commitment for the position.

Continue to expand training opportunities for financial agents, using principles of adult learning, particularly highlighting training opportunities that are offered to financial agents of individual parties. Where possible include COAs in the financial agents training opportunities for their parties.

Reporting Documents

Further communicate the ability of financial agents to submit all forms and materials electronically if they find doing so more convenient.

Review instances in which signatures must be authenticated through the use of a commissioner of oaths. Examine the feasibility of recommending the removal of the requirement for the use of a commissioner of oaths.

Examine the feasibility of using a drop-down menu for vendors who have previously been used, or are commonly used, in the ELMS system. Consider doing the same on the contributions side of the ledger.

Communications

Continue to provide information to financial agents in a just-in-time manner, so that key tasks are identified and key terms defined, around the time that these are most needed by the financial agent. Provide concrete examples in the documents on how the terms are interpreted by Elections Saskatchewan, in specific instances. Continue to expand this method of communication as legislation or interpretations evolve.

Continue to provide and refine a “newsletter” for candidate financial agents and Chief Official Agents that is circulated on a regular basis between nomination day and the date of the election expense filing deadline. The newsletter could be in a variety of forms (blogs, emails, discussion group, etc.) and can be deployed in such a way that financial agents can submit questions or relay experiences of general interest.

Continue to integrate the inclusion of Chief Official Agents into plans for the training of candidate financial agents, with COAs working along with Elections Saskatchewan staff in providing and delivering content specific to the party. Continue to offer a training program for candidate financial agents that is suitable for each political party.

Continuous Improvement

Continue to hold meetings on a regular basis between the Chief Electoral Officer and Chief Official Agents. Continue with the practice of holding a post-election debriefing meeting with Chief Official Agents within three months of the parties’ election expense filing deadline.

Obtaining direct feedback from financial agents of their experiences with the election financing system provides an important opportunity to learn what is working and what can or should be adjusted. Continue to make this feedback loop available through a survey of financial agents, focus group research, or other appropriate methods.

Recommendations for Legislative Change

The commitments above pertain to administrative changes and adjustments that Elections Saskatchewan can implement within the existing legislative framework. As an organization committed to best practice in election administration, Elections Saskatchewan will continue working to ensure that political parties and candidates are well supported in meeting their reporting obligations.

The review also identified several areas where further improvements to the efficiency and effectiveness of election expense reporting would require amendments to the legislation. While such changes fall outside the scope of this volume, which focuses on administrative changes, they are addressed separately in Volume IV of this report, *Chief Electoral Officer’s Recommendations for Legislative Reform*.





“ Political finance is a central component of modern elections... Although Saskatchewan’s election periods are typically only 27 days, political finance extends across all four years of the four-year election cycle and represents a significant portion of Elections Saskatchewan’s ongoing work. ”

– Dr. Michael Boda
Chief Electoral Officer
Province of Saskatchewan



OFFICE OF THE CHIEF ELECTORAL OFFICER
(ELECTIONS SASKATCHEWAN)
#301 – 3303 HILLSDALE STREET, REGINA, SASKATCHEWAN
CANADA S4S 6W9
TELEPHONE: (306) 787-4000 / 1-877-958-8683
EMAIL: info@elections.sk.ca
WEBSITE: www.elections.sk.ca

