


A REPORT ON THE THIRTIETH GENERAL ELECTION

VOLUME I

Statement of Votes





OFFICE OF THE CHIEF ELECTORAL OFFICER
(ELECTIONS SASKATCHEWAN)

#301 – 3303 HILLSDALE STREET, REGINA, SASKATCHEWAN
CANADA S4S 6W9

TELEPHONE: (306) 787-4000 / 1-877-958-8683

FACSIMILE: (306) 787-4052 / 1-866-678-4052

WEB SITE: www.elections.sk.ca

ISBN 978-1-7387401-3-0



May 26, 2025

The Honourable Todd Goudy
Speaker of the Legislative Assembly
Room 129, Legislative Building
2405 Legislative Drive
Regina, Saskatchewan S4S 0B3

Mr. Speaker:

Pursuant to *The Election Act, 1996*, I am honoured to submit Statement of Votes, Volume I in *A Report on the Thirtieth General Election*.

This volume provides an overview of the election, including analysis of voter turnout, data on registered political parties, candidates, and elected members. Also included is constituency-by-constituency results by polling division and summary data of the official voting results.

Respectfully submitted,

A handwritten signature in blue ink that reads 'Michael D. Boda'.

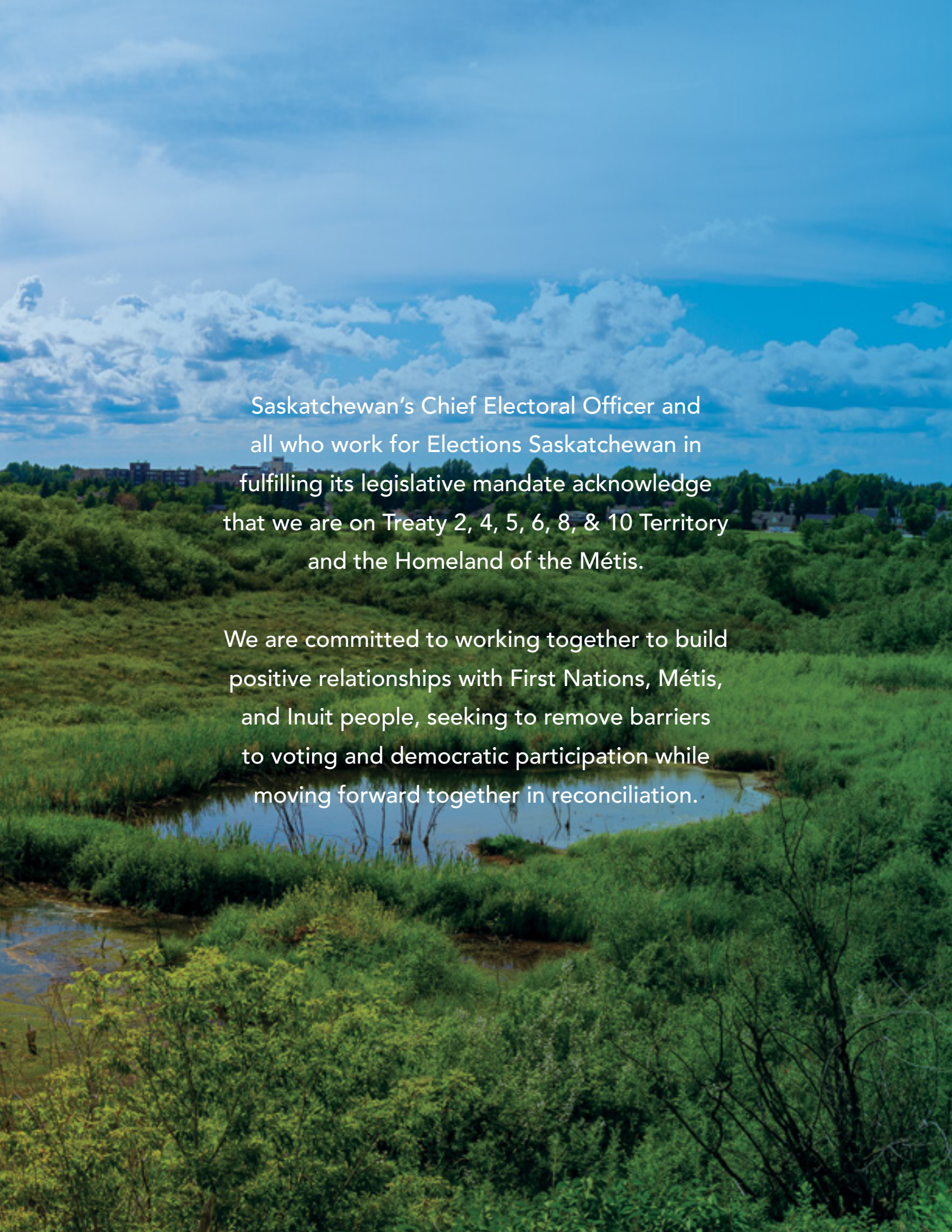
Michael Boda, D.Phil., Ph.D.
Chief Electoral Officer
Province of Saskatchewan

Office of the Chief Electoral Officer
(Elections Saskatchewan)
301 – 3303 Hillsdale Street
Regina, Saskatchewan S4S 6W9
Canada

Phone: 306-787-4000 / Toll-free: 1-877-958-8683
Fax: 306-787-4052 / Toll-free: 1-866-678-4052
Email: info@elections.sk.ca
Website: www.elections.sk.ca

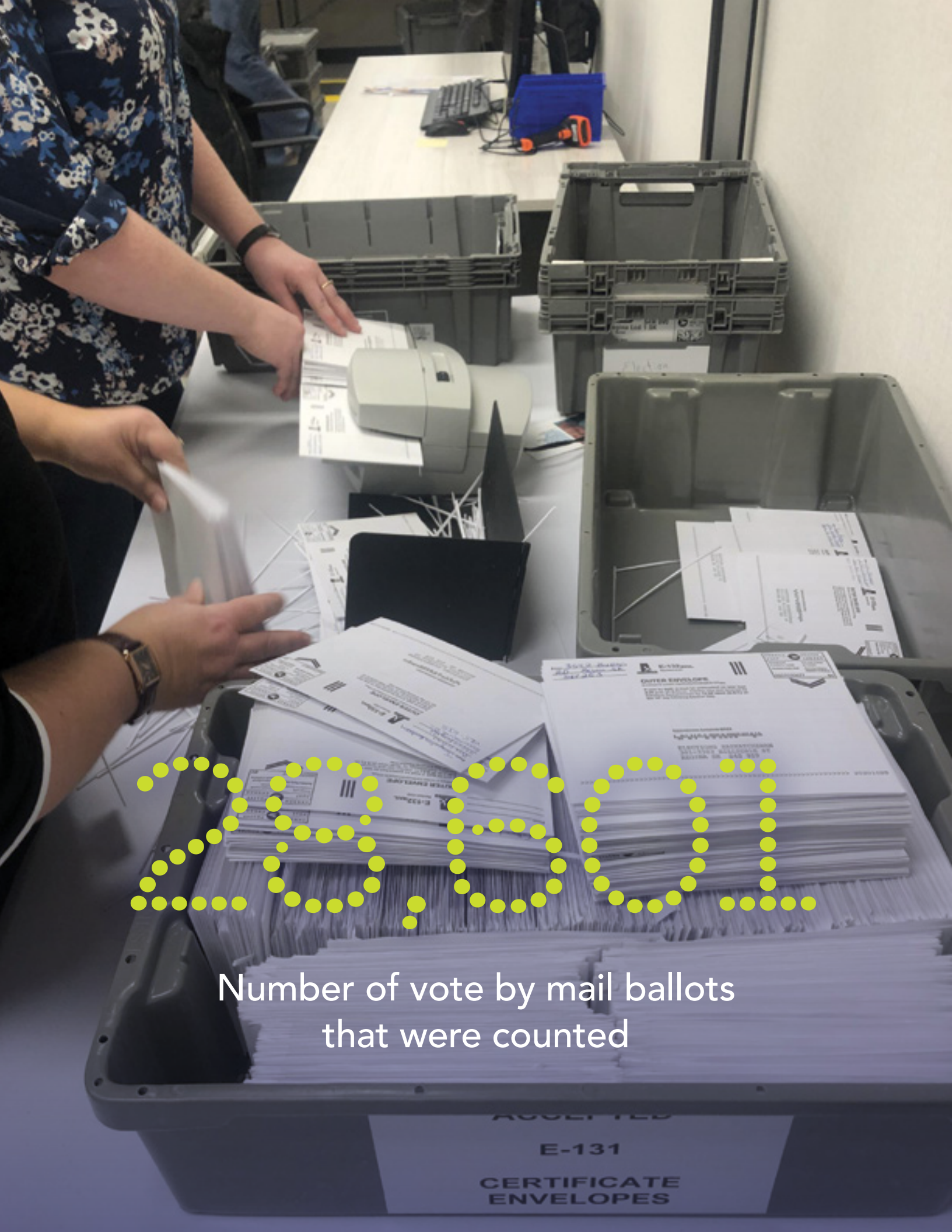






Saskatchewan's Chief Electoral Officer and
all who work for Elections Saskatchewan in
fulfilling its legislative mandate acknowledge
that we are on Treaty 2, 4, 5, 6, 8, & 10 Territory
and the Homeland of the Métis.

We are committed to working together to build
positive relationships with First Nations, Métis,
and Inuit people, seeking to remove barriers
to voting and democratic participation while
moving forward together in reconciliation.



250

Number of vote by mail ballots
that were counted

ACCEPTED
E-131
CERTIFICATE
ENVELOPES

TABLE OF CONTENTS

Chapter 1	Reporting on the General Election: Four Volumes	6
Chapter 2	Election Overview	9
Chapter 3	Constituency Returning Officers and Election Clerks	21
Chapter 4	Registered Political Parties	27
Chapter 5	Candidates and Financial Agents	29
Chapter 6	Candidates by Party	37
Chapter 7	Members Elected	43
Chapter 8	Vote Summary by Constituency	46
Chapter 9	Vote Summary by Constituency Polling Division	57
Chapter 10	Comparative Vote Summary by Registered Political Party	188
Chapter 11	Comparative Ballot Summary	193
Chapter 12	Table of Rejections and Objections	194
Chapter 13	Provincial Constituency Boundaries (Maps)	196
Chapter 14	Directory of Communities	203



Reporting on the General Election: Four Volumes

For more than 100 years, Saskatchewan's provincial elections remained essentially unchanged. From the province's first election in December 1905 until its 29th General Election in October 2020, voters had a brief opportunity each election to exercise their democratic rights at a single, assigned location. Stacks of paper, unpredictable wait times, and thousands of pencils were the hallmarks of the voting experience. Due to the system's limitations, voter convenience was not, and could not be, a priority. That changed in 2024.

Saskatchewan's 30th General Election, held on October 28, featured several improvements designed to make voting easier, quicker, and more accessible. Successful implementation of these changes led to an election marked by the broadest voter access in Saskatchewan's history, all while safeguarding and strengthening the integrity of the province's democratic system.

Elections Saskatchewan began laying the groundwork for the province's 30th General Election shortly after the completion of the 29th General Election in October 2020. Its 2023–2025 strategic plan, *Service. Integrity. Innovation. Expanding Electoral Excellence in Saskatchewan*, outlined a focused and deliberate strategy to honour and uphold stakeholder confidence while improving voting methods.¹ Collaborative leadership and a strong focus on best practices were central to the plan.

Elections Saskatchewan's 2023–2025 Vision

We are a collaborative leader in establishing and refining best practices in election management in Canada.

Strategic Imperative

Saskatchewan's 30th General Election is modernized and positively perceived by stakeholders.

The updated strategic plan also underscored Elections Saskatchewan's five core values:

- Integrity
- Impartiality
- Dedication
- Innovation
- Service

¹ Elections Saskatchewan. *Service. Integrity. Innovation. Expanding Electoral Excellence in Saskatchewan: A Strategic Plan for Elections Saskatchewan, 2023–2025* (Regina: Elections Saskatchewan, April 2023) ("Expanding Electoral Excellence"). Elections Saskatchewan's past and present strategic plans are available online at <https://www.elections.sk.ca/reports-data/strategic-planning/>.

Expanding Electoral Excellence came to fruition in the 30th General Election, in which Elections Saskatchewan successfully improved service to voters while maintaining the integrity of its voting system. For the first time, Saskatchewan's provincial election featured a "Voting Week" of six full days of voting, resulting in 56 hours of in-person voting spread over six days: the longest voting window in the history of the province. Those who could not vote in person had improved opportunities to vote by mail, and homebound voting was made available to those who could not leave their house due to a disability.

Elections Saskatchewan was also able to broaden access through the careful deployment of modernized elements, such as the use of electronic poll books in more than half of provincial constituencies. The team carefully considered the realities of election administration in Saskatchewan to improve service throughout all regions of the province: for example, constituencies without the infrastructure to support electronic poll books were served with redesigned forms that eliminated significant amounts of repetition and handwriting. The result was an exceptionally organized and well-run election.

The story of Saskatchewan's 30th General Election will be told over the course of four volumes, each providing different insight into the successes and challenges involved in planning for, organizing, and implementing one of the largest events in the history of the province. Together, these four volumes will constitute **A Report on the Thirtieth General Election**:

- **Volume I – Statement of Votes** (current volume) provides data on public participation in the 2024 electoral event. It collates information to provide a richer understanding of voting trends in the province. Volume I includes information on candidates, registered political parties, historical data, and station by station voting results.
- **Volume II – An Administrative Review** will offer a detailed look at how the 30th General Election was conducted. The volume will look at two sides of the electoral event. First, it will focus on how the electoral event was conducted based on in-person observations of voting throughout Voting Week and of other key activities, including vote counting. Second, the volume will incorporate stakeholder perceptions, drawing conclusions from surveys, focus groups, interviews, and other sources of data.
- **Volume III – Statement of Expenditures** will capture and provide context for the four-year costs of the event. Such

costs are incurred years in advance of the election and continue to be accumulated well after voting ends. This volume will look at spending related to reimbursements given to eligible registered political parties and candidates (established within *The Election Act, 1996*) and will provide the total cost of administering the 30th General Election in 61 constituencies.

- **Volume IV – Chief Electoral Officer's Recommendations for Legislative Reform** will consider what has been learned over the course of the 30th electoral cycle in order to position the province—its voters, political parties, candidates, and provincial election management body—to conduct a successful 31st General Election. Volume IV will be published following a thorough review and assessment of how the 30th General Election was conducted, considering best practice and changes in electoral administration across the country. This volume will offer the Chief Electoral Officer's recommendations on legislative amendments to continue broadening access to voting while serving stakeholders more effectively.

While the publication of this four-volume report will fulfil the Chief Electoral Officer's statutory duty outlined in *The Election Act, 1996*, its intent goes well beyond this. It will offer detailed information on election participation, finances, and conduct. It will put forward an in-depth review and assessment of Elections Saskatchewan's administration of the election before, during, and after voting took place. Finally, it will offer legislators a roadmap to continue broadening voter access and making Saskatchewan's election system work for all.

By shining a light on all aspects of the election system, Elections Saskatchewan seeks to equip legislators, registered political parties, and other key stakeholders to strengthen the democratic system that will serve the province for decades to come.




Michael D. Boda, D. Phil., Ph.D.
Chief Electoral Officer
Province of Saskatchewan




829,884

Saskatchewan residents eligible
to vote in the 30th Provincial General
Election on October 28, 2024



818,996

Saskatchewan residents
registered to vote



471,087

Saskatchewan residents voted

Election Overview

This chapter provides an overview of Saskatchewan's 30th General Election. It covers events leading up to the election, including Election Saskatchewan's efforts to broaden access to voting.

The Election Overview also includes details on the call of the election, voter registration activities, and key dates in the election calendar. It provides summary information on registered political parties and candidates, with additional details in Chapters 4-6.

This chapter outlines the various ways voters could cast their ballots and provides statistical details for each method. It also provides historical voter turnout dating back to the early 1980s. Finally, it summarizes the results of Saskatchewan's 30th General Election, detailed at length in Chapters 7-11.

Background

Saskatchewan's 30th General Election was held throughout October 2024, with Voting Week running from October 22 through 28.

The election was held in 61 constituencies throughout the province, each electing a member to the Legislative Assembly through a first-past-the-post (or single member plurality) electoral system. At the time of the election, the estimated population of Saskatchewan was 1,250,761 and Elections Saskatchewan, working with Statistics Canada, estimated that there were 829,884 eligible voters in the province.

Broadening Access

Saskatchewan's 30th General Election featured several improvements designed to make voting easier, quicker, and more accessible, with the goal of reducing barriers to participation and broadening voter access. This was accomplished through the continued modernization of the province's system for administering voting, a multi-phase, multi-election plan that has been underway for nearly ten years.¹

Election administration can often be restricted by overly prescriptive legislation, and Saskatchewan is no exception. *The Election Act, 1996* (the Act) provides detailed instructions on how voting should be conducted in this province. However, the Act also provides the ability for the Chief Electoral Officer to put forward alternate procedures, equipment, and technology that vary from those legislated instructions. These modifications are made through "CEO Directives," which must be approved by the Board of Internal Economy to be implemented during a general election.² Directives provide a valuable opportunity for Elections Saskatchewan to test new procedures, equipment, and technology within strictly controlled parameters, offering valuable information on the viability of a chosen approach. Once a modification has proven effective during a general election, the Chief Electoral Officer can better consider whether to recommend it as a permanent legislative change. Legislators, in turn, have data and information on how a proposed change will impact voters, candidates, and other stakeholders.

Following a series of communications between the Chief Electoral Officer and the Board of Internal Economy, five CEO Directives were approved on December 5, 2023, for implementation during the 30th General Election. These Directives were designed to broaden access to the ballot, reduce the number of election workers needed, and improve the administration of the election, as follows:

- Polling Divisions (CEO Directive 2023-009): Directed changes to the traditional use of geographic sub-regions and allowed larger numbers of voters to be assigned to specific areas and voting stations than the 300-person limit outlined in the Act.

- Polling Period (CEO Directive 2023-010): Authorized a transition away from distinct advance and Election Day voting periods toward a unified, six-day "Voting Week."
- Electronic Poll Books/Voting Record (CEO Directive 2023-011): Introduced technology to make it faster and easier to process an increased number of voters while enabling real time data sharing with political stakeholders. Also implemented the "voting record" form and modified the traditional duties of the poll clerk. Electronic poll books were used in 34 of the province's 61 constituencies, consisting of the cities of Regina, Saskatoon, Prince Albert, Moose Jaw, Yorkton, and Swift Current, and the constituencies of the Battlefords and Martensville-Blairmore.
- Vote by Mail (CEO Directive 2023-014): Continued use of the centralized Vote by Mail process developed for Saskatchewan's 29th General Election, held on October 26, 2020, and used in subsequent by-elections. Also introduced the "Second Preliminary Count," held two days after the last day of voting.
- HRT Counting (CEO Directive 2023-018): Amended vote counting procedures to allow for a central count of hospital, remand, and temporarily displaced voter ballots alongside remaining Vote by Mail ballots that were counted at the Final Count.

The impact of these changes on voting and vote counting will be described throughout this chapter. The Chief Electoral Officer will recommend further changes for legislators to consider in advance of the province's next election in Volume IV of this Report.

Constituency Boundaries

The provincial constituency boundaries in place for Saskatchewan's 30th General Election were enacted with the dissolution of the 29th Legislative Assembly in accordance with *The Representation Act, 2022*. These boundaries were established based on the recommendations of the Saskatchewan Boundaries Commission, 2022, as established under *The Constituency Boundaries Act, 1993*. There are 61 provincial constituencies.

¹ The Chief Electoral Officer first introduced a three-phase plan for modernizing Saskatchewan's system for conducting elections in Volume IV of *A Report on the Twenty-Eighth General Election: Chief Electoral Officer's Recommendations for Legislative Reform* (Regina: Elections Saskatchewan, April 2018). Full reports on all elections from 2007 onward are available on Elections Saskatchewan's website at <https://www.elections.sk.ca/reports-data/reports-publications/>.

² See *The Election Act, 1996*, sections 5.2 through 5.6 for more information.



Maps for individual constituencies are included with the constituency results in Chapter 9. Additional maps, including a provincial map and composite maps of urban areas, are available in Chapter 13.

In Saskatchewan, constituency boundaries are reviewed and adjusted every ten years based on the census population of the province. The next provincial boundary commission is scheduled to form early in 2032.

Voter Registration

Saskatchewan's 30th General Election was the province's second general election with a Permanent Register of Voters (PRV) in place. The PRV was created using data collected in advance of and during the province's 28th General Election held in 2016. Prior to that, a door-to-door enumeration was necessary before every election. The PRV is updated regularly via data exchange agreements with Elections Canada and eHealth.

While the PRV is maintained primarily through these regular updates, Elections Saskatchewan also undertook proactive voter registration activities throughout the election cycle. One key activity was "Voter Registration Month," which launched in May 2023 and occurred again in May 2024. During Voter Registration Month, Elections Saskatchewan promoted the importance of voter registration through paid advertising, social media posts, and media engagement. Elections Saskatchewan also promoted voter registration through activities such as sending birthday cards to Saskatchewan residents on or around their 18th birthday, encouraging them to add their name to the province's voters list.

In advance of an election, Elections Saskatchewan sends Voter Information Cards (VICs) to all registered voters in the province. VICs include important information on where and when to vote as well as what ID is needed to cast a ballot. More than 784,000 VICs were mailed in October 2024, along with more than 14,400 by email and just over 4,870 by SMS text message.

Issuance of Writs of Election

On October 1, 2024, Saskatchewan’s 29th Legislature was dissolved pursuant to section 6 of *The Legislative Assembly Act, 2007* by the Honourable Russ Mirasty, Lieutenant Governor of Saskatchewan. Later that day, an order was passed by the Lieutenant Governor in Council directing the Chief Electoral Officer to issue a writ of election to each of the province’s 61 Returning Officers.

At dissolution, standing in the Legislative Assembly were 42 Saskatchewan Party MLAs, 14 New Democratic Party (N.D.P.) MLAs, 1 Saskatchewan United Party MLA, and three independent MLAs. One constituency, Saskatoon Northwest, was vacant when the election was called.

Key Election Dates	
October 1	Writs of election issued
October 12	Nomination deadline
October 19	Last day to apply to Vote by Mail or as a homebound voter
October 22 – 26 & 28	Voting Week
October 28	Last day of voting & First Preliminary Count
October 30	Second Preliminary Count
November 9	Final Count
November 20	Return of the writs

Provincial Political Parties

Seven registered political parties fielded candidates in Saskatchewan’s 30th General Election. Pursuant to section 231 of the Act, the Chief Electoral Officer recognized the following parties in the register of political parties:

- Buffalo Party of Saskatchewan
- New Democratic Party, Sask. Section
- Progressive Conservative Party of Saskatchewan
- Saskatchewan Green Party
- Saskatchewan Party
- Saskatchewan Progress Party
- Saskatchewan United Party

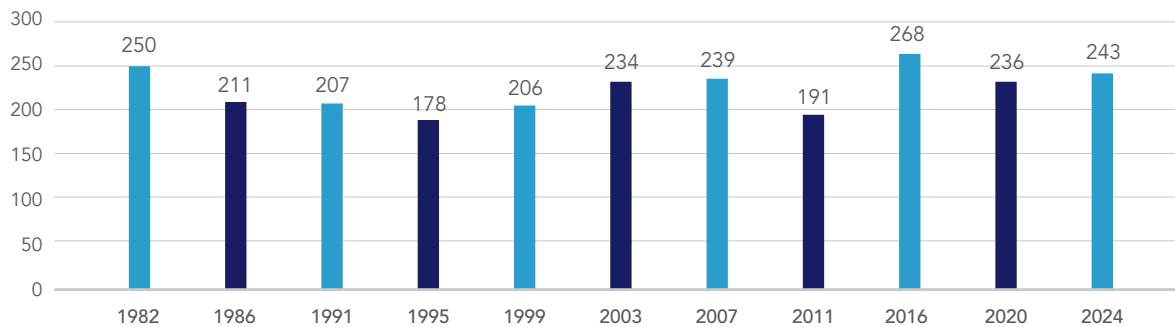
Candidate Nomination

The candidate nomination period ended at 2 p.m. on Saturday, October 12. At the close of nominations, 243 candidates had been nominated.

Registered Political Party	# of Candidates
Buffalo Party	16
New Democratic Party (N.D.P.)	61
PC Party of Saskatchewan	11
Saskatchewan Green Party	58
Saskatchewan Party	61
Saskatchewan Progress Party	3
Saskatchewan United Party	31
Independent	2
Total	243



Nominated Candidates - 1982 to 2024



Overview of Voting in Saskatchewan's 30th General Election

This section contains information on all the voting opportunities available in Saskatchewan's 30th General Election. The key transition in the election was the movement to a Voting Week rather than separating Election Day from the advance voting period. To ensure that all voters had access to the ballot, regardless of circumstances, Voting Week was supplemented by Vote by Mail and a number of other Special Voting opportunities addressed in detail below.

Note that the transition to a unified Voting Week and away from a division between Election Day and advance voting periods means that data from the 30th General Election does not correspond exactly to data from previous elections. Throughout Volumes I to IV of this Report, it will be noted where this shift has impacted the ability to make meaningful comparisons between current and historical election data.

Voting Week

The 30th General Election featured Saskatchewan's first transition from separate Election Day and advance voting periods to a unified Voting Week. The change, made possible through a CEO Directive, was designed to broaden access to the ballot, place the voter at the centre of the system, and allow people to vote at a time that worked for them rather than a specific date and time set by Elections Saskatchewan. A key communications goal was to help voters understand that they could vote at any point during the week, and to encourage them to do so rather than waiting until their very last opportunity.

Voting Week began on Tuesday, October 22. From October 22 through Saturday, October 26, voting took place from 10 a.m. to 7 p.m., an increase of one hour per day from the province's 2020 election and two hours per day over the 2016 election. On the last day of voting, October 28, voting stations were open from 9 a.m. to 8 p.m. Voting paused to update voting records and lists on Sunday, October 27, ensuring readiness for the last day of voting at all locations that did not use electronic poll books.

For the first five days of Voting Week, there were 303 voting locations open to serve voters. During those five days, voters could cast their ballot at any location in their constituency. On the last day of voting, all voters were assigned to a specific location. In urban locations that used electronic poll books, the same voting locations were used for all six days of Voting Week. In rural constituencies, an additional 413 voting locations were added on the last day of voting to ensure that no voter had to travel more than 30 minutes to cast a ballot.

Vote by Mail (VBM)

Before 2020, voting by mail (also called absentee voting) was a very small component of Saskatchewan's provincial elections. During Saskatchewan's 28th General Election in 2016, for example, a total of 4,420 absentee votes were recorded (one percent of all votes cast), including both mail-in ballots and votes cast directly in the Returning Office.

In 2020, during the province's 29th General Election, the volume of voters interested in voting by mail increased greatly due to the COVID-19 pandemic. To account for

this, the Chief Electoral Officer opted to replace traditional absentee voting with a centralized and updated Vote by Mail process. An online application portal was created whereby voters could apply, upload the necessary identification documents, and complete the entire request process. In 2020, more than 56,000 voters used Vote by Mail. This constituted 12.7 percent of all votes cast in that election.

In 2024, the Chief Electoral Officer again opted for a centralized Vote by Mail process authorized by CEO Directive. Elections Saskatchewan's online Vote by Mail portal was opened for applications in early June and remained open until the application period closed on Saturday, October 19. Due to the timelines and the relatively short period available to administer the Vote by Mail process, a "write in" (or "Form B") ballot was provided as part of each Vote by Mail package. Voters could write in the name of the candidate they wished to vote for, or the name of the registered political party or leader of the party they wished to vote for.

While Vote by Mail was available to all voters, it was particularly valuable for specific groups. Seniors residing in independent living facilities were a primary audience, as these facilities frequently housed individuals who might have found it difficult to vote at their assigned location. To facilitate participation by this population, Elections Saskatchewan gathered data on more than 250 independent living buildings in the province, including information on the number of residents in each building


and the existence of common areas where voting information could be displayed. Beginning in mid-summer, Elections Saskatchewan delivered outreach materials to each of these facilities explaining how to apply for a Vote by Mail package. Follow-up assistance was provided as needed.

In the end, 26,388 Vote by Mail votes were counted, about 5.6 percent of all votes cast. With the exception of the election held during the COVID-19 pandemic, this was significantly higher than the number or percentage of absentee (mail-in) ballots in any other election in the province's history.

Special Voting

By legislation, Special Voting refers to all voting opportunities that take place outside of traditional Election Day voting. In practice, however, Special Voting refers more specifically to voting that takes place outside of standard in-person voting and Vote by Mail. Special Voting opportunities help ensure that every voter has an opportunity to cast a ballot, regardless of circumstances. Elections Saskatchewan administers Special Voting opportunities working closely with outside agencies such as Correctional Services Canada, the Saskatchewan Health Authority, and the provincial Ministries of Health; Social Services; and Corrections, Public Safety and Policing.

During Saskatchewan's 30th General Election, Special Voting options included homebound voting, personal care facility voting, and voting in hospitals and remand centres. While legislation also provides Special Voting options for



voters temporarily displaced due to fires, floods, or other emergencies, no polls were required for this purpose in 2024.

Homebound Voting

Homebound voting was introduced in 2016 in advance of Saskatchewan's 28th General Election on the recommendation of the Chief Electoral Officer. This option was available to voters who were unable to vote in person due to a medical condition or disability, or due to caring for an individual with a medical condition or disability. During that election, 574 voters cast their ballot without leaving their home. Voters were served by a team of two election officials who visited the voter at their home with a ballot and a ballot box and completed the voting process. In 2020, the COVID-19 pandemic made it impossible for election officials to visit voters in their homes, so homebound voting was offered as a form of Vote by Mail.

In 2024, homebound voting was once again offered in its original form, along with an additional approach informally referred to as "mobile homebound voting." Mobile homebound voting was offered when a high volume of individuals residing in the same building applied for homebound voting. In these cases, Elections Saskatchewan provided both a central voting station in the building and the option of visiting voters in their individual units.

Voting in Personal Care Facilities, Hospitals, and Remand Centres

Elections Saskatchewan works closely with outside agencies to offer in-person Special Voting opportunities in personal care facilities, hospitals, and remand centres.

As defined in the Act, personal care facilities can be operated by the Saskatchewan Health Authority, licensed by the Ministry of Health, or overseen by the Ministry of Social Services. In the 30th General Election, voting was offered in 369 personal care facilities from October 22 to October 26, 2024.

In-person Special Voting was available in hospitals and remand centres on the final day of voting, October 28. This option was available to eligible voters who were being held in remand or were patients in hospital on that day. These voters received the Form B "write in" ballot form (also used for the Vote by Mail process) so their vote could be counted in the constituency where they normally resided. Voting was offered in 68 hospitals and remand centres throughout the province.

Vote Counting

Shifts in Saskatchewan's election administration over the past two election cycles have resulted in changes to how votes are counted.

Until 2020, Saskatchewan's traditional model for counting votes saw all Election Day, advance voting, and personal care facility votes counted after voting ended on election night. The remaining absentee, hospital, remand, and temporarily displaced votes were counted at the Final Count, twelve days after Election Day. All votes were counted in the field, either in voting locations or in constituency Returning Offices.

In 2020, due to a significant increase in Vote by Mail (i.e., absentee) ballots, the Chief Electoral Officer opted to introduce changes to ensure greater certainty and faster results for candidates, political parties, and the general public. During that election, the vote count on Election Day was referred to as the First Preliminary Count. A new count, called the Second Preliminary Count, was held two days later and included most Vote by Mail ballots. This count was conducted centrally in Regina, and updated results were announced throughout the two days it took to count these ballots. The Final Count was held twelve days after Election Day, as required by legislation. During the Final Count, all the remaining Vote by Mail ballots were included, along with hospital, remand, and temporarily displaced voter ballots. With the conclusion of the Final Count, the results of the 2020 election became official.

This same model was adopted in 2024: a First Preliminary Count held immediately after voting concluded, a Second Preliminary Count two days later, and a Final Count twelve days after the election. However, changes to election administration resulted in two additional modifications to vote counting processes.

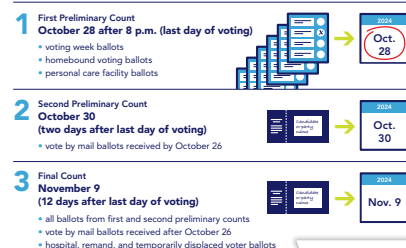
The first change to the method of vote counting in 2024 flowed out of the introduction of electronic poll books at many voting locations. The efficiencies and changes introduced through CEO Directives (such as the use of electronic poll books, the voting record, and larger polling divisions) meant that a much smaller number of election workers needed to be hired to administer voting. However, this would mean fewer workers available to count ballots once voting concluded, challenging the ability to deliver results in a timely fashion. Elections Saskatchewan addressed this by deploying additional teams of election workers whose only

job was to assist with the counting of ballots. A total of 135 Count Teams were deployed to voting locations where the number of votes cast necessitated the extra assistance. More information on the use of Count Teams and their effectiveness will be included in Volume II of *A Report on the Thirtieth General Election: Administrative Review*.

The second change to counting procedures was to include hospital, remand, and temporarily displaced votes in the central count held during the Final Count. Traditionally, the ballot boxes containing these votes had been shipped from each Returning Office to Elections Saskatchewan's head office. The ballot boxes were opened at head office, then the votes were sorted by constituency and sealed into new ballot boxes. Finally, these new boxes were shipped to the appropriate Returning Office and counted by the Returning Officer during the Final Count. During this past election, the Chief Electoral Officer issued a CEO Directive simplifying this process by permitting these votes to be counted only at the Final Count, along with the Vote by Mail ballots.

When ballots will be counted in the 2024 Provincial Election.

- All ballots are paper and are marked by the voter by hand.
- All ballots are counted by hand by election workers. Some workers will have more ballots to count than others, so voting results will not all report at the same time.
- There are no electronic ballots, voting machines, or counting machines used in a Saskatchewan provincial election.



1.877.958.8683 | elections.sk.ca

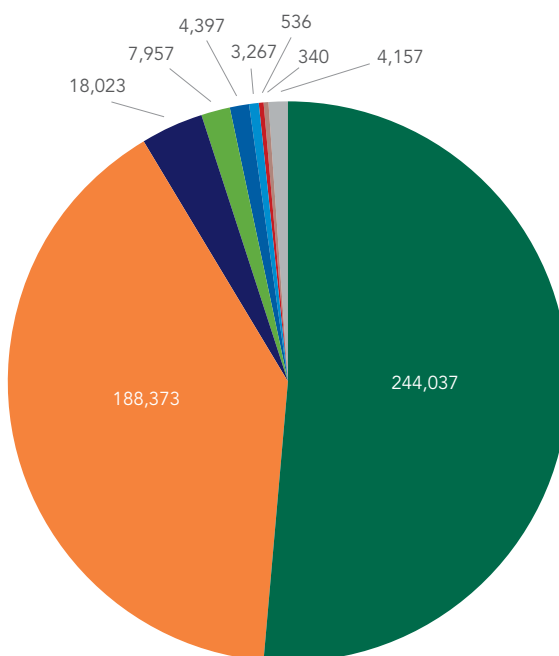
Election Results

After the Final Count, 34 Saskatchewan Party and 27 New Democratic Party (N.D.P.) members were declared elected.

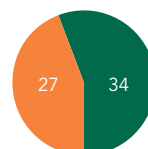
Results of Saskatchewan's 30th General Election

Votes by Party

- Saskatchewan Party (52%)
- New Democratic Party (N.D.P.) (40%)
- Saskatchewan United Party (4%)
- Saskatchewan Green Party (2%)
- PC Party of Saskatchewan (1%)
- Buffalo Party (1%)
- Saskatchewan Progress Party (0.1%)
- Independent (0.1%)
- Rejected (1%)



Seat Distribution



Voter Turnout

A total of 471,087 ballots were cast during Saskatchewan's 30th General Election. Voter turnout, as a percentage of registered voters, was 57.52 percent (after registrations taken during voting were processed).

Historical turnout dating back to 1982 is shown in the table below. It includes data on the number of eligible voters in the province, the number of voters registered for each election, accompanying turnout percentages, and the actual number of votes cast during each election.

General Election	Population	Eligible Voters	Registered Voters	Voters Who Voted	% of Eligible Voters Registered	% of Registered Voters Who Voted	% of Eligible Voters Who Voted
1982	984,778	672,952	640,216	537,165	95.10%	83.90%	79.80%
1986	1,030,078	716,322	669,716	549,985	93.50%	82.10%	76.80%
1991	1,003,140	701,117	652,233	542,760	93.00%	83.20%	77.40%
1995	1,014,187	715,675	636,227	410,908	88.90%	64.60%	57.40%
1999	1,013,074	729,831	622,500	407,707	85.30%	65.50%	55.90%
2003	996,725	734,014	603,645	428,263	82.20%	70.90%	58.30%
2007	1,007,147	747,503	598,234	454,776	80.00%	76.00%	60.80%
2011	1,073,307	789,758	605,615	403,873	76.70%	66.70%	51.10%
2016	1,144,306	812,224	764,264	434,244	94.10%	56.80%	53.50%
2020	1,181,987	841,807	821,422	444,997	97.60%	54.20%	52.90%
2024	1,250,761	829,884	818,996	471,087	98.69%	57.52%	56.77%

When reviewing the table, it is important to differentiate between registered voters and eligible voters. Registration before voting ensures that voters meet certain basic requirements such as age and citizenship. No one can vote in one of Saskatchewan's provincial elections without being registered, whether that registration takes place before voting or at the same time as voting. The number of voters registered in a jurisdiction will always be a percentage of all eligible voters in a jurisdiction.

Elections Saskatchewan worked with Statistics Canada to compile an estimate of the number of eligible voters for Saskatchewan's 2024 general election, as it did in 2020. The number of eligible voters for elections dating from 1982 to 2016 in the table above was calculated by an independent statistician in advance of Saskatchewan's 2016 election.

Recent changes to the administration of elections in Saskatchewan have significantly increased the number of

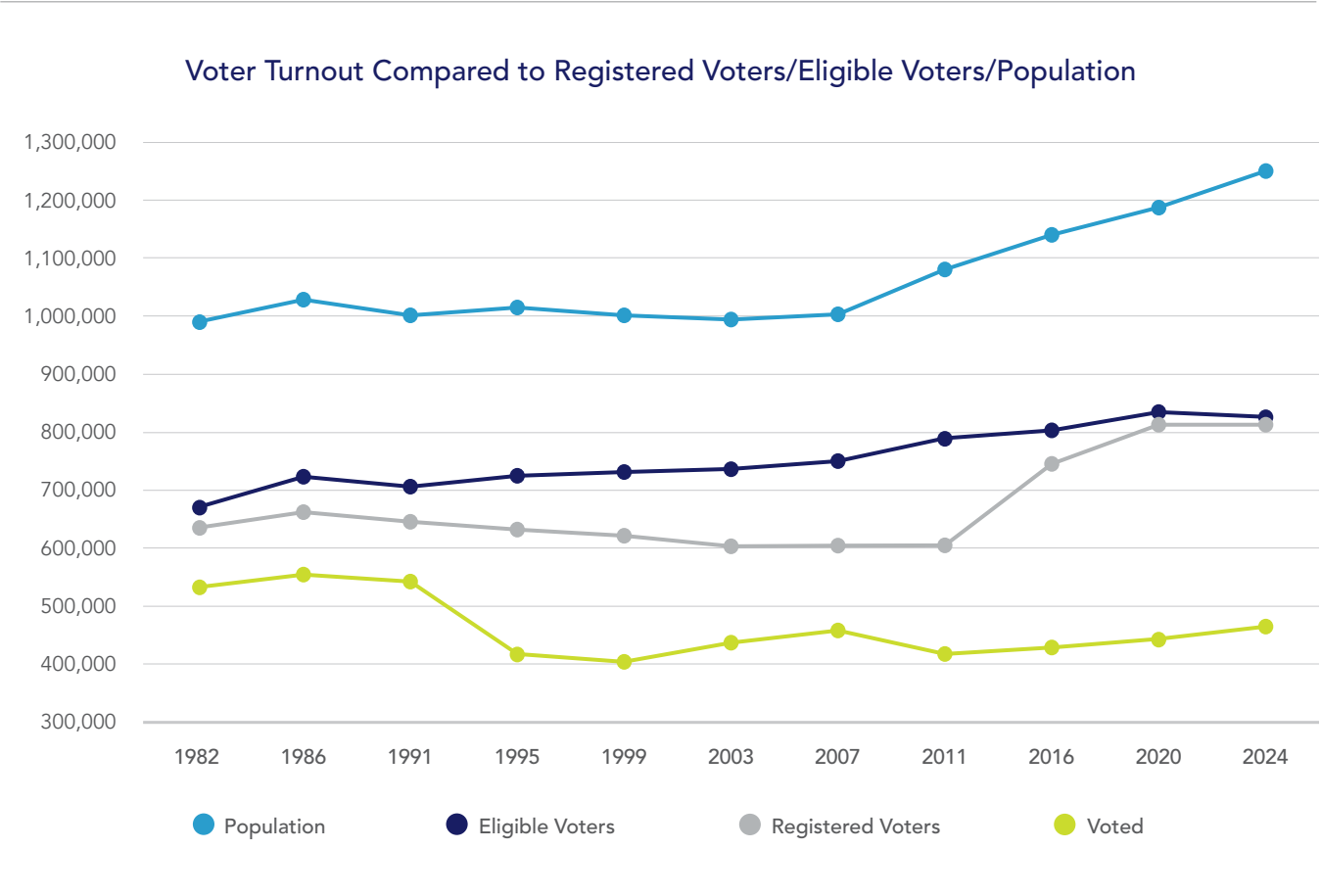
eligible voters registered for recent elections. This is due primarily to the adoption and maintenance of a Permanent Register of Voters instead of door-to-door enumeration. In 2011, the last election with a door-to-door enumeration, an estimated 76.7 percent of all eligible voters were registered. In 2016, the first year with the Permanent Register in place, that number increased to 94.1 percent. In 2020, this rose 97.7 percent, and it increased again in 2024 to just under 98.7 percent.

It is important to note that this significant increase in the percentage of voters who are registered to vote impacts calculations of voter turnout. This difference in calculation can in turn impact how commentators and the public view the health of a democracy. For example, in both 2007 and 2011, turnout of registered voters was between 15 and 16 percent higher than turnout of eligible voters. However, this simply points to the fact that a very low number of voters were registered.



As the table shows, 471,087 people voted in 2024. This was an increase of more than 26,000 voters from 2020, and 36,000 more than 2016. More people voted in Saskatchewan's 2024 election than in any provincial election since 1991. Turnout as a percentage of registered voters

rose to 57.52 percent, the highest rate in the past three elections. Turnout as a percentage of total eligible voters rose to 56.77 percent, the highest rate in the past four elections. These positive trends in voter participation bode well for Saskatchewan's democracy.



Contents of this Report

The Statement of Votes provides detailed information on voter turnout in Saskatchewan's 30th General Election, including comparisons with previous elections. It also includes information on registered political parties, candidates, and the overall approach to voting during the event.

Chapter 3 includes the names, photos, and constituencies of the 61 Returning Officers and Election Clerks who administered the general election in each of the province's 61 constituencies. Returning Officers are appointed by the Chief Electoral Officer under section 9 of the Act. They are responsible for many aspects of the election for their constituency, from hiring election workers to accepting

candidate nominations. Election Clerks are appointed by the Chief Electoral Officer under section 12 of the Act and assist the Returning Officer in completing their duties.

Chapter 4 provides the official names, abbreviations, party leaders, and Chief Official Agents of the province's seven registered political parties. **Chapter 5** lists candidates for election by constituency along with their community and financial agent name. **Chapter 6** lists candidates by registered political party, and **Chapter 7** provides a list of the successful candidates in each constituency.

Both **Chapter 8** and **Chapter 9** include a number of calculations. **Chapter 8** summarizes the voting results for each



candidate in each constituency, along with the percentage of registered voters who voted in each constituency. **Chapter 9** lists poll by poll results for the election, along with corresponding constituency maps. Note that “% of Registered Voters Who Voted” is inclusive of ballots cast for candidates as well as rejected ballots. However, when determining “% by Party,” or the percentage of votes received by each candidate, rejected ballots are not included. This is consistent with how these statistics were reported in past Statement of Votes publications.

Historical information and data from past elections are included in **Chapter 10** and **Chapter 11**. **Chapter 10** provides information on the registered political parties that

have contested past elections, while **Chapter 11** details information on various voting methods and the number of names on voters lists in past elections.


Chapter 12 provides the number of ballots rejected and objected to in each constituency, a key element to determining if any qualify for “automatic” recounts.

A provincial map including all 61 constituencies is provided in **Chapter 13**. The chapter also includes maps showing constituency boundaries of the four larger centers: Saskatoon, Regina, Moose Jaw, and Prince Albert. Finally, **Chapter 14** contains an excerpt from Elections Saskatchewan’s Directory of Communities and provides the constituency for every community in the province.



A Returning Officer and
an Election Clerk lead the
administration of the election
in each of Saskatchewan's
61 constituencies.

61



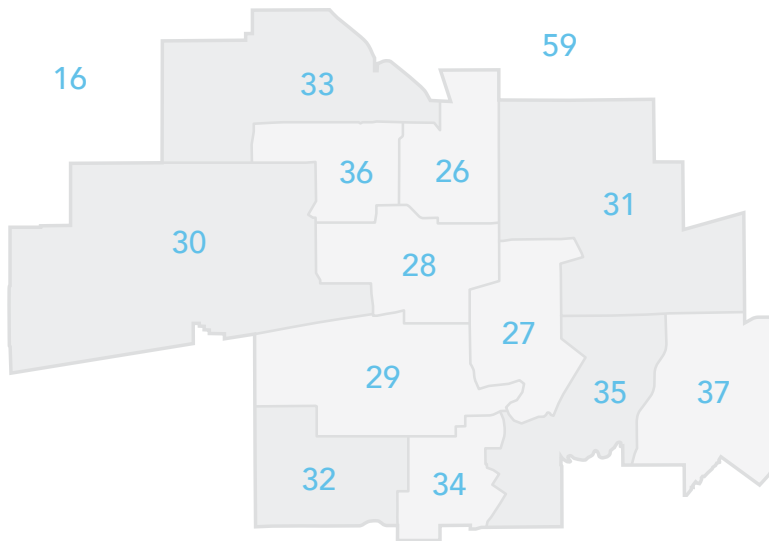


3













CHAPTER THREE

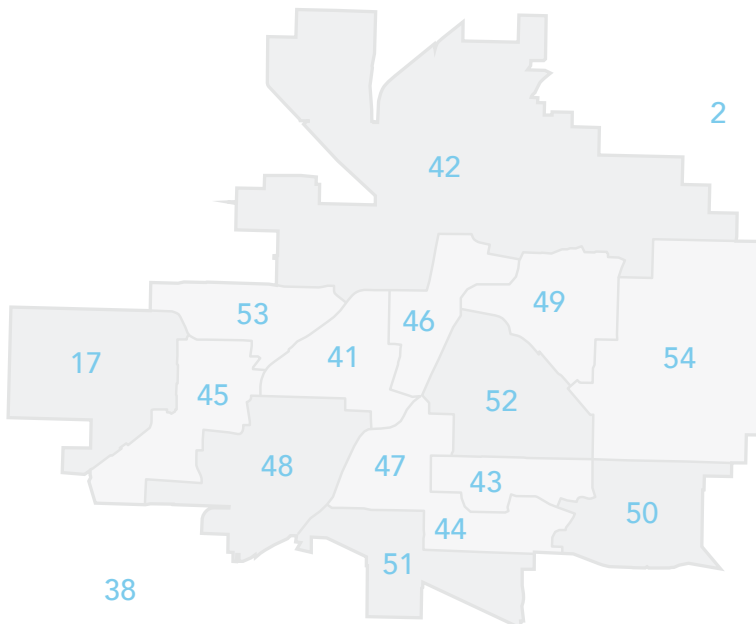
Constituency Returning Officers and Election Clerks

CONSTITUENCY RETURNING OFFICERS

















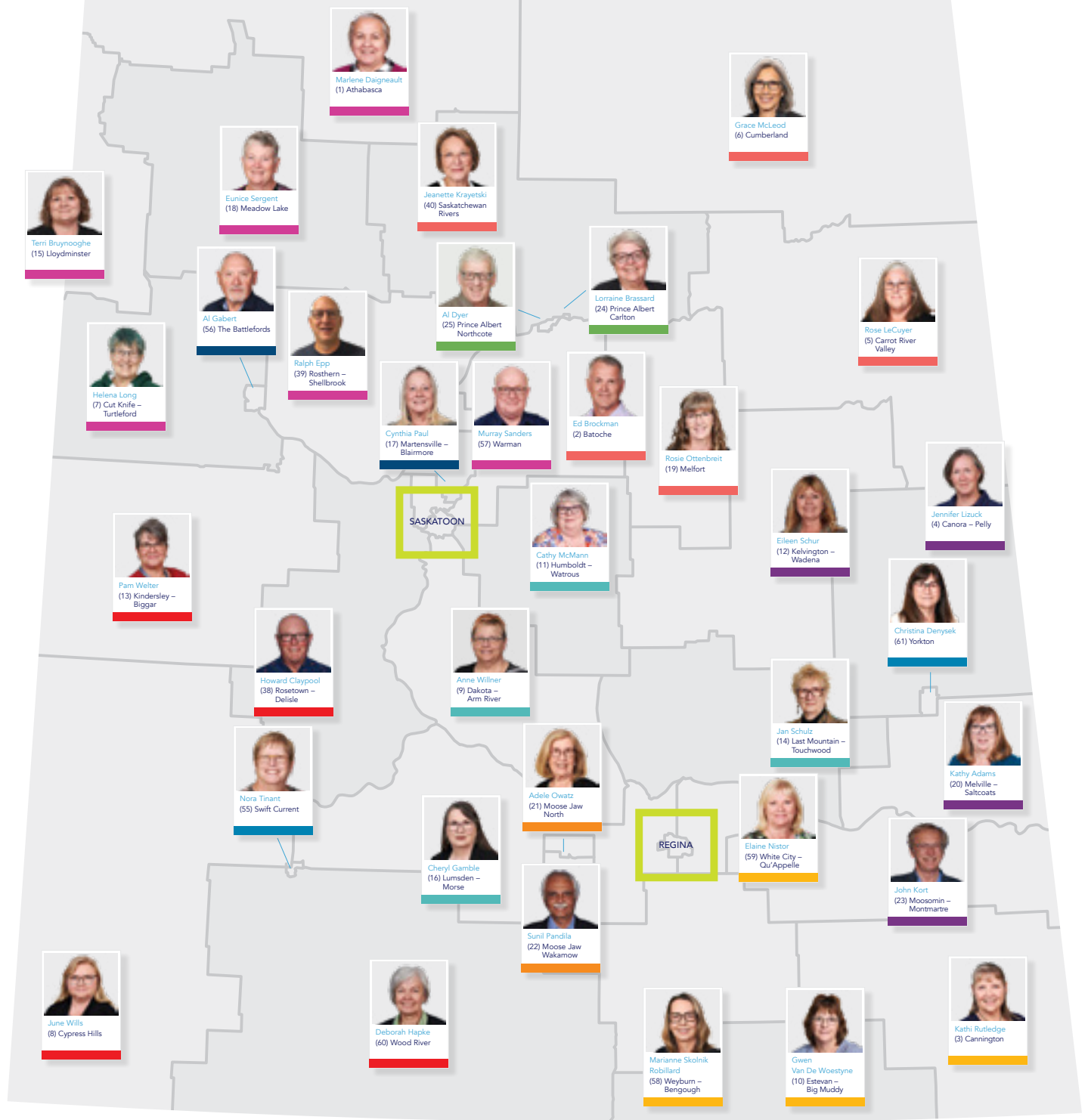
Regina

 Stephanie Moilloy (26) Regina Coronation Park	 Bert Yakichuk (27) Regina Douglas Park	 Margo Soriano-Hale (28) Regina Elphinstone-Centre	 Anthony Merkel (29) Regina Lakeview
 Denis Pilon (30) Regina Mount Royal	 Malcolm Eaton (31) Regina Northeast	 Fred LaClaire (32) Regina Pasqua	 Vicky Bonnell (33) Regina Rochdale
 Sandra Benson (34) Regina South Albert	 Jo Szostak (35) Regina University	 Laureen Larson (36) Regina Walsh Acres	 Guy Hughes (37) Regina Wascana Plains

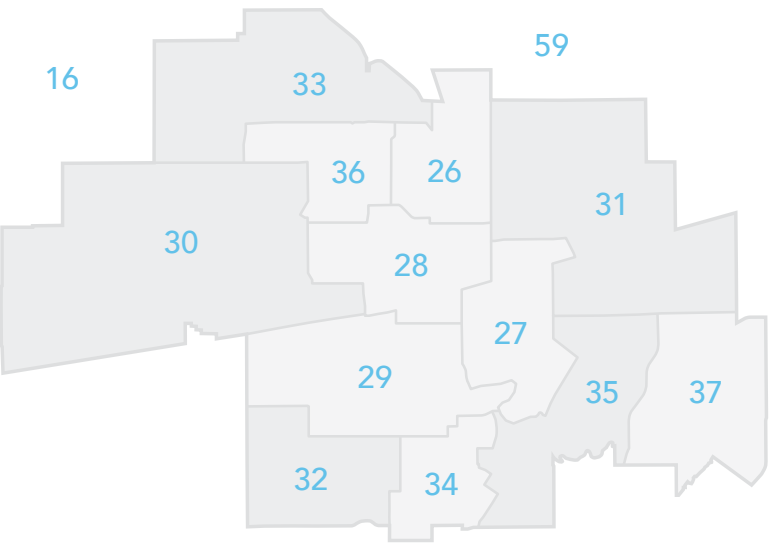


Saskatoon




 Andrew Allcopp (41) Saskatoon Centre	 Bonnie Semenov (42) Saskatoon Chief Mistawasis	 John Salmon (43) Saskatoon Churchill-Wildwood	 Darryl Boyer (44) Saskatoon Eastview
 Bentley Gruell (45) Saskatoon Fairview	 Lloyd Howey (46) Saskatoon Meewasin	 Theresa Bree (47) Saskatoon Nutana	 Chris Gelineau (48) Saskatoon Riversdale
 Heather Torvi (49) Saskatoon Siverspring	 Corrine Lees (50) Saskatoon Southeast	 Don Paul (51) Saskatoon Stonebridge	 Patricia Englund (52) Saskatoon University-Sutherland
 Roger Ryckenboer (53) Saskatoon Westview	 Loma Casavant (54) Saskatoon Willowgrove		

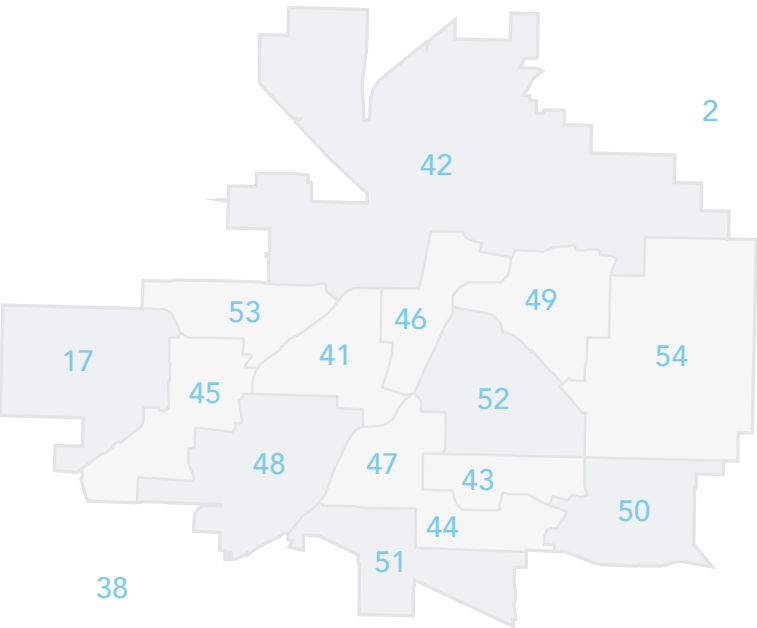


CONSTITUENCY ELECTION CLERKS

















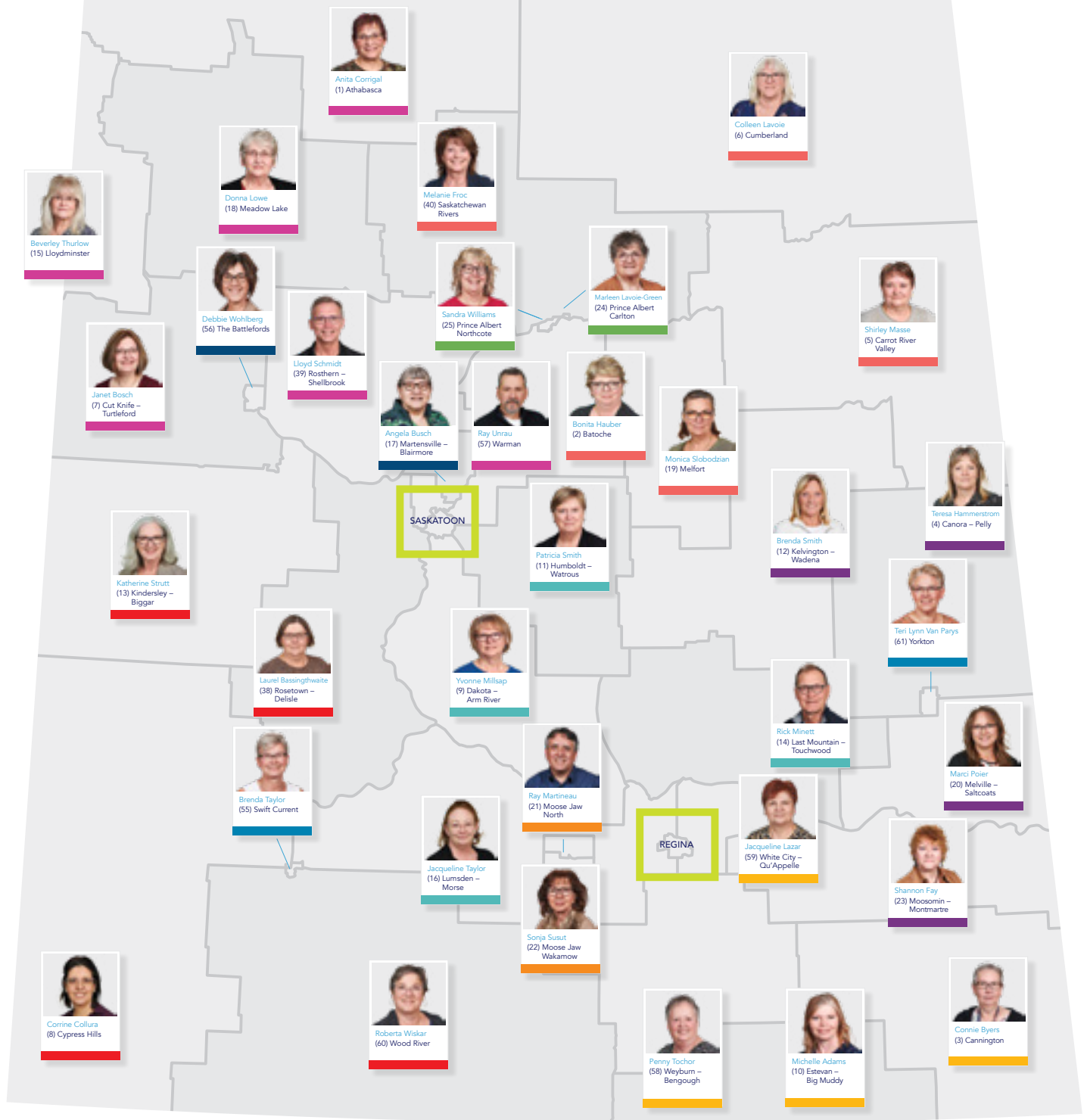
Regina

 Cheryl Toth (26) Regina Coronation Park	 Donna Mitchell (27) Regina Douglas Park	 Margo Soriano-Hale (28) Regina Blythstone-Centre	 Danette Flegel (29) Regina Lakeview
 Jan Forrest (30) Regina Mount Royal	 Pat McLaughlin (31) Regina Northeast	 Victoria Billett (32) Regina Pasqua	 Carla Redler (33) Regina Rochdale
 Sandra LaClaire (34) Regina South Albert	 Sheila Wilson (35) Regina University	 Bentley Biletski (36) Regina Walsh Acres	 Brenda Udahl (37) Regina Wascana Plains



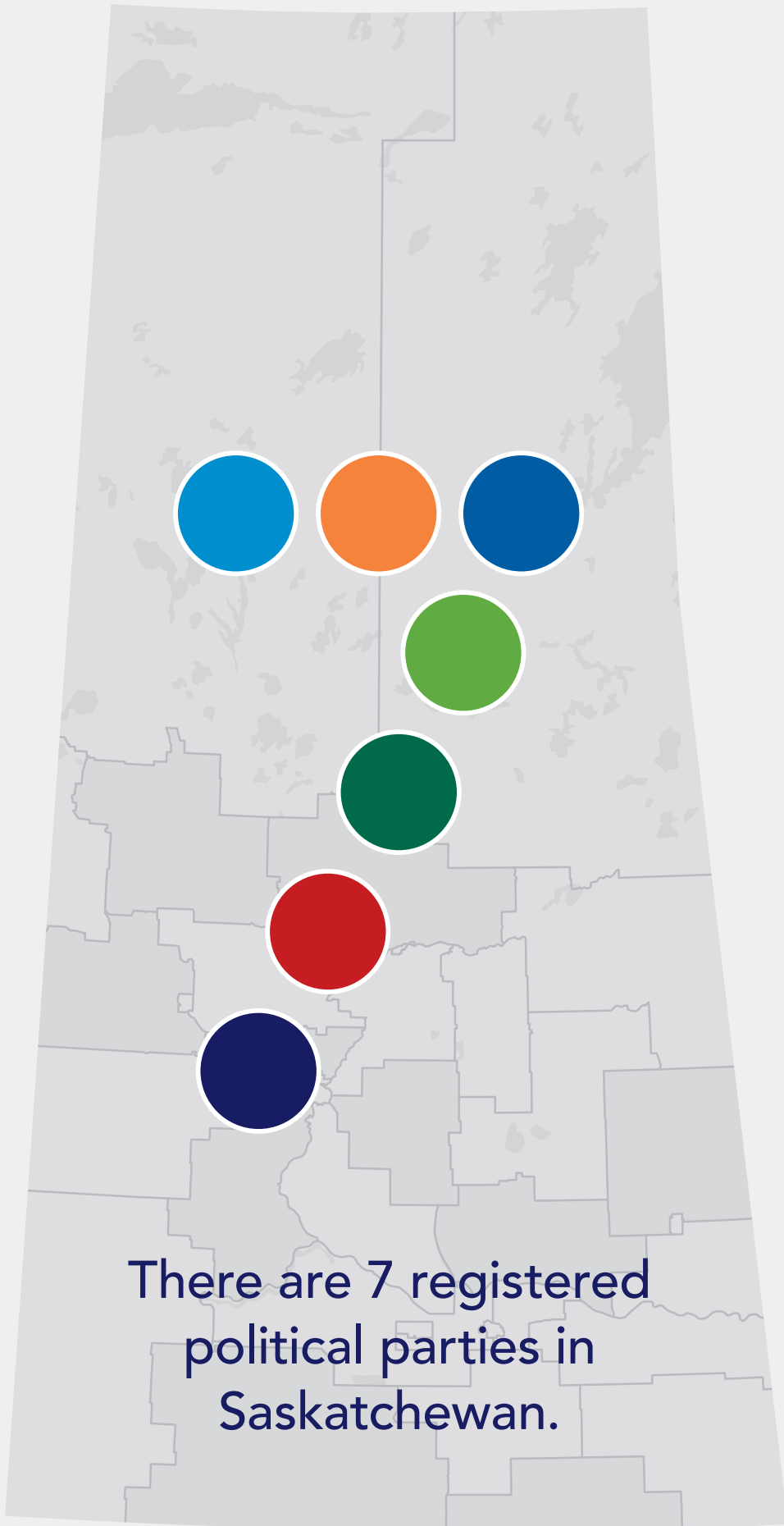
Saskatoon

 Clifford Lange (41) Saskatoon Centre	 Donna Arthur (42) Saskatoon Chief Mistawasis	 Diana Nordick (43) Saskatoon Churchill-Wildwood	 Jack Nejjuk (44) Saskatoon Eastview
 Lynn Kuffner (45) Saskatoon Fairview	 Bonnie Lindgren (46) Saskatoon Meewasin	 Glen Hauser (47) Saskatoon Nutana	 Rhonda Flaman (48) Saskatoon Riversdale
 Kathy Puto (49) Saskatoon Siverspring	 Carleen Richardson (50) Saskatoon Southeast	 Glenn Hunka (51) Saskatoon Stonebridge	 Lavina Carter (52) Saskatoon University-Sutherland
 Dave Gudjonson (53) Saskatoon Westview	 Linda Smith (54) Saskatoon Willowgrove		



Supervisory Returning Officers

										
Judy Bishop Zone 1	Les Fetter Zone 2	Patti Hack Zone 3	Joan Popoff Zone 4	David Knight Zone 6	Lyn Carduner Zone 7	Helen Sukovieff Zone 8	Aurele Duperreault Zone 9	Judy Valentine Zone 10	Helen Arnold Zone 11	
Constituencies 1, 7, 15, 16, 39, 57	Constituencies 2, 5, 6, 19, 40	Constituencies 4, 12, 20, 33	Constituencies 9, 11, 14, 16	Constituencies 12, 41, 42, 45, 46, 47, 48, 53, 56	Constituencies 24, 25, 43, 44, 49, 50, 51, 52, 54	Constituencies 26, 28, 29, 30, 33, 36, 55, 61	Constituencies 21, 22, 27, 31, 32, 34, 35, 37	Constituencies 3, 10, 58, 59	Constituencies 8, 13, 38, 60	



There are 7 registered
political parties in
Saskatchewan.


4

CHAPTER FOUR

Registered Political Parties

Registered Political Party	Official Registered Abbreviation	Party Leader	Chief Official Agent
Buffalo Party of Saskatchewan	BPSK	Phillip Zajac	Barry Knight
New Democratic Party, Sask. Section	New Democratic Party (N.D.P.)	Carla Beck	Tim Williams
Progressive Conservative Party of Saskatchewan	PC Party of Saskatchewan	Rose Marie Buscholl	Wayne Mastrachuk
Saskatchewan Green Party	SGP	Naomi Hunter	Nancy Carswell
Saskatchewan Party	Saskatchewan Party	Scott Moe	Patrick Bundrock
Saskatchewan Progress Party	Saskatchewan Progress Party	Teunis Peters	Michael Medby
Saskatchewan United Party	Sask United Party	Jon Hromek	Pat Rutherford

As of October 1, 2024



268

Candidates nominated in 2016



236

Candidates nominated in 2020



243

Candidates nominated in 2024

CHAPTER FIVE

Candidates and Financial Agents

Constituency	Political Affiliation	Candidate	Candidate's Community	Financial Agent
Athabasca	NDP	Laliberte, Leroy	Meadow Lake	Dyck Jiricka, Stacey
	SGP	Reid, Raven	Saskatoon	Dickie, Barry
	SP	Lemaigre, Jim	Prince Albert	Iron, Chelsea
Batoche	NDP	Miller, Trina	Hagen	Pratt, Sarah
	SGP	Graham, Hamish	Birch Hills	Dickie, Barry
	SP	Rowden, Darlene	Prince Albert	Brothwell, Brenda
	SUP	Spencer, Erin Nicole	Warman	Buyan, Kevin
Cannington	BP	Krieger, Michelle	Alameda	Henderson, Murray
	NDP	Twietmeyer, Dianne	Carlyle	Hume, Lauren
	SGP	Lund-Clysdale, Natalie	Moose Jaw	Dickie, Barry
	SP	Harrison, Daryl	Alida	Schulhauser, Trisha
	SUP	Helfrick, Barbara	Weyburn	Eberle, Jennifer
Canora-Pelly	BP	Schofield, Niall	Saskatoon	Sheriff, Angela
	NDP	Fedorchuk, Wynn	Norquay	Carlson, Leslie
	SGP	Rimando, Casimira	Regina	Dickie, Barry
	SP	Wilson, Sean	Canora	Mydonick, Clarissa
Carrot River Valley	NDP	Binkley, CJ	Hudson Bay	McCorriston, Keir
	SGP	Becker Lau, Liam	Regina	Dickie, Barry
	SP	Bromm, Terri	Tisdale	Furber, Bryan
	SUP	Stanley Seymour, Shauna	Tisdale	Cragg, Chantal

Continued on next page

CANDIDATES & FINANCIAL AGENTS (CONTINUED)

Constituency	Political Affiliation	Candidate	Candidate's Community	Financial Agent
Cumberland	IND	Chalifoux, Nasser Dean	Choiceland	Chalifoux, Samantha
	NDP	McPhail, Jordan	Air Ronge	Putz, Trevor
	SGP	Bird-Paddy, Siwichis	Saskatoon	Dickie, Barry
	SP	Seib, Gregory	Prince Albert	Patola, David
Cut Knife-Turtleford	NDP	Poole, Clayton	Ruddell	Trew, Harold
	SGP	Ennis, Holly	Unity	Dickie, Barry
	SP	Thorsteinson, James	Maidstone	McMillan, Gayla
	SUP	Gessner, Steve	Maidstone	Ryan, Janet
Cypress Hills	BP	Wilson, Doug	Maple Creek	Diduck, Deborah
	NDP	McNab, Clare	Maple Creek	Dorward, Hugh
	SP	Steele, Doug	Swift Current	Lachapelle, Gayna
Dakota-Arm River	NDP	Wiens, Jordan	Saskatoon	Wiens, Tim
	PC	Carrick, Raymond L.	Eye-brow	Janssens, Adrian
	SGP	Reynolds, Joseph	Regina	Dickie, Barry
	SP	Kropf, Barret	Caronport	Jesse, Randall
	SUP	Ebenal, Darren	Davidson	Finnie, Roxanne
Estevan-Big Muddy	BP	Zajac, Phillip	Estevan	Zajac, Chantel
	NDP	Smith, Phil	Regina	Kelsey, Joseph
	SGP	Patterson, Billy	Strasbourg	Dickie, Barry
	SP	Carr, Lori	Estevan	Whitman, Tressa
	SUP	Cey, Andrew	Lang	Weening, Jason
Humboldt-Watrous	BP	Christianson, Megan	St. Brieux	Christianson, Troy
	NDP	Fallis, Kevin	Sunset Estates	Hutchinson, Tim
	PC	Buscholl, Rose	Colonsay	Gillis, Brittany
	SGP	Thibault, Sharon	Manitou Beach	Dickie, Barry
	SP	Hilbert, Racquel	Humboldt	Schneider, Jessica
	SUP	Hradecki, Carrie Ann	Bruno	Hariman, Katherine
Kelvington-Wadena	NDP	Schroeder, Lorne	Leroy	Schroeder, Melanie
	SGP	Halyk, Gillian	Foam Lake	Dickie, Barry
	SP	Beaudry, Chris	Rose Valley	Prevost, Lynn
	SUP	Gottinger, Clint	Kelvington	Ehlers, Elizabeth
Kindersley-Biggar	BP	Wortman, Jeff	Saskatoon	Knight, Barry
	IND	Sira, Wade	Rosetown	Nelson, Richard
	NDP	Hoppe, Cindy	Biggar	Dolack, Diana
	SGP	Robilliard, Darcy	Regina	Dickie, Barry
	SP	Gartner, Kim	Macklin	Burwash, Neil
Last Mountain-Touchwood	BP	Mandziak, Elvin	Melville	Knight, Barry
	NDP	Nordal, Thera	Southey	Huber, Kristin
	SP	Keisig, Travis	Balcarres	Young, Loretta
	SUP	Unruh, Gene	Raymore	Fisher, Andrea

Constituency	Political Affiliation	Candidate	Candidate's Community	Financial Agent
Lloydminster	NDP	Tremblay, Adam	Paradise Hill	Trew, Harold
	SGP	McNally, Patrick	Regina	Dickie, Barry
	SP	Young, Colleen	Lloydminster	King, Shelly
	SUP	Bloom, Joshua	Turtleford	Schultz, Brenda
Lumsden-Morse	NDP	Baudu, Chauntel	Lumsden	Regent, Talon
	PC	Torrie, Megan	Lafleche	Janssens, Adrian
	SGP	Hunter, Isaiah	Regina	Dickie, Barry
	SP	McLeod, Blaine	Caronport	Buck, Loree
	SUP	Hromek, Jon	Lumsden	Eberle, Jennifer
Martensville-Blairmore	NDP	Pike, Tammy	Martensville	Gauthier, Roger
	SGP	Ricottone, Brittney	Saskatoon	Dickie, Barry
	SP	Martens, Jamie	Martensville	Martens, Sandra
Meadow Lake	NDP	Nachbaur, Miles	Meadow Lake	Nachbaur, Sherry
	SGP	Turner, Candice	Saskatoon	Dickie, Barry
	SP	Harrison, Jeremy	Meadow Lake	Vidal, Kent
	SUP	Allchurch, Denis	Spiritwood	Allchurch, Sheila
Melfort	NDP	Dyck, Melanie	Saskatoon	Dyck Jiricka, Stacey
	SGP	St. Germain, Tristan	Regina	Dickie, Barry
	SP	Goudy, Todd	Melfort	Warkentine, Penny
	SUP	Moore, Dave	Leroy	Bunyan, Dwight
Melville-Saltcoats	BP	Serfas, Frank	Melville	Knight, Barry
	NDP	Hovind, Karen	Saltcoats	Hovind, Brennan
	SGP	Mang, Micah	Regina	Dickie, Barry
	SP	Kaeding, Warren	Churchbridge	Ziola, Tim
	SUP	Brooks, Curtis	Melville	Farkes, Wanda
Moose Jaw North	NDP	Fisher, Cheantelle	Moose Jaw	Regent, Talon
	SGP	Epp, Kimberly	Moose Jaw	Dickie, Barry
	SP	McLeod, Tim	Moose Jaw	Hansen, Donald
Moose Jaw Wakamow	NDP	Patterson, Melissa	Moose Jaw	Regent, Talon
	SGP	Gardiner, Michael	Moose Jaw	Dickie, Barry
	SP	Patterson, Megan	Moose Jaw	Bachiu, Michael
Moosomin-Montmartre	BP	Ayre, Otis	Wolseley	Knight, Barry
	NDP	Ball, Chris	Indian Head	Gates, Tania
	SGP	Rheault, Remi	Grenfell	Bot, Colleen
	SP	Weedmark, Kevin	Moosomin	Thorn, Tyler
	SUP	Erickson, Adam	Wolseley	Paulgaard, Kelly

Continued on next page



CANDIDATES & FINANCIAL AGENTS (CONTINUED)

Constituency	Political Affiliation	Candidate	Candidate's Community	Financial Agent
Prince Albert Carlton	NDP	Brost Strom, Carolyn	Prince Albert	Wells, Lyudmyla
	SGP	Muirhead, Andrew	Regina	Dickie, Barry
	SP	Kasun, Kevin	Prince Albert	Hargrave, Fran
	SUP	Carpenter, Denneil	Prince Albert	Villeneuve, George
Prince Albert Northcote	NDP	Rancourt, Nicole	Prince Albert	Rothenburger, Dale
	SGP	Jones, Jarren	Prince Albert	Dickie, Barry
	SP	Ross, Alana	Prince Albert	Ross, Robert
	SUP	Davis, Terri	Choiceland	Schmidt, Carissa
Regina Coronation Park	NDP	Burki, Noor	Regina	Pedersen, Yens
	PC	Adebayo, Olasehinde Ben	Regina	Janssens, Adrian
	SGP	Krznar, Maria	Regina	Dickie, Barry
	SP	Ahmad, Riaz	Regina	Bongomin, Ercoph
Regina Douglas Park	NDP	Sarauer, Nicole	Regina	Buchan, Alex
	SGP	Lau, Victor	Regina	Dickie, Barry
	SP	Grey, Ken	Regina	Glozman, Linoy
Regina Elphinstone-Centre	NDP	Conway, Meara	Regina	Pedersen, Yens
	SGP	Elliott, Jim	Regina	Liang, Lin
	SP	Khan, Caesar	Regina	Ahmed, Sultan
	SPP	Bruce, Nathan	Regina	Vaquerano, Milagro
	SUP	Carpenter, Pamela	Regina	Eberle, Jennifer
Regina Lakeview	NDP	Beck, Carla	Regina	Oxelgren, Cory
	PC	Teece, Victor	Regina	Janssens, Adrian
	SGP	MacNeill, Heather	Regina	Dickie, Barry
	SP	Wright, Sarah	Regina	Thomas, Robert
Regina Mount Royal	NDP	Wotherspoon, Trent	Regina	Olson, Gregory
	SGP	Demyen, Regina	Regina	Dickie, Barry
	SP	Mander, Jaspreet	White City	Waraich, Karanbir
Regina Northeast	NDP	Roy, Jacqueline	Regina	Pedersen, Yens
	SGP	Thomas Majore, Anthony	Regina	Dickie, Barry
	SP	Singh, Rahul	Regina	Malik, Vikas
	SPP	Tremblay, Kate	Regina	Huber, Brad
Regina Pasqua	BP	Chapple, Shannon	Regina	Choudhry, Shafiq
	NDP	Brar, Bhajan	Regina	Craswell, Gerald
	PC	Parnell, Justin	Regina	Parnell, Aaron
	SGP	Cabylis, Ekaterina	Regina	Dickie, Barry
	SP	Fiaz, Muhammad	Regina	Riaz, Umar
Regina Rochdale	NDP	Pratchler, Joan	Regina	Turley, Kara
	SGP	Browatzke, Irene	Regina	Dickie, Barry
	SP	Ross, Laura	Regina	Kainz, Christian

Constituency	Political Affiliation	Candidate	Candidate's Community	Financial Agent
Regina South Albert	NDP	Young, Aleana	Regina	Willett, Kamara
	PC	Teece, David	Regina	Janssens, Adrian
	SGP	Williams, Leonie	Regina	Dickie, Barry
	SP	Mehrok, Khushdil (Lucky)	Regina	Gupta, Rohit
Regina University	NDP	Housser, Sally	Regina	Tchorzewski, Dion
	PC	Rempel, Corie	Regina	Ennis, Trevor
	SGP	Park, Cedar	Regina	Dickie, Barry
	SP	Makowsky, Gene	Regina	Webster, Shane
Regina Walsh Acres	NDP	Clarke, Jared	Edenwold	Clarke, Ramona
	SGP	Holigroski, Dianna	Regina	Dickie, Barry
	SP	Ali, Liaqat	Regina	Waqar, Ummar
	SUP	Farrell, Bonnie	Regina	Eberle, Jennifer
Regina Wascana Plains	NDP	Blakley, Brent	Regina	Estey, Brett
	PC	Buchinski, Larry	Regina	Janssens, Adrian
	SGP	Chen, Bo	Regina	Dickie, Barry
	SP	Tell, Christine	Regina	Green, Alison
	SUP	Plett, Dustin	Silton	Eberle, Jennifer
Rosetown-Delisle	NDP	Edel, Brenda	Vanscoy	Godson, Benjamin
	SGP	Muirhead, Sean	Regina	Dickie, Barry
	SP	Reiter, Jim	Rosetown	Moore, Dwayne
Rosthern-Shellbrook	NDP	Thunderchild, Mark	Warman	Epp, Katherine
	SGP	Dongworth, Janice	Lucky Lake	Dickie, Barry
	SP	Moe, Scott	Shellbrook	Hladyn, Grant
	SUP	Lockhart, Cody	Debden	Watier, Debbie
Saskatchewan Rivers	NDP	Racine, Doug	Christopher Lake	Johnson, Raymond
	PC	Lalonde, Bernard	Victoire	Lalonde, Carolyn
	SGP	Bruce, Alesha	Saskatoon	Dickie, Barry
	SP	Schmalz, Eric	Prince Albert	Neff, Rochelle
	SUP	Wilson, Nadine	Prince Albert	Bergen, Donna
Saskatoon Centre	NDP	Nippi-Albright, Betty	Saskatoon	Hopkins, Patrick
	SGP	Michelle, Darry	Saskatoon	Dickie, Barry
	SP	Hrynuik, Dale	Saskatoon	Dukta, Chantal
Saskatoon Chief Mistawasis	NDP	McBean, Don	Saskatoon	Stevens, Gary
	SGP	Caellaigh, Shane	Regina	Dickie, Barry
	SP	Singh, Parminder	Saskatoon	Gill, Maminder
Saskatoon Churchill-Wildwood	NDP	Jorgenson, Keith	Saskatoon	Hopkins, Patrick
	SGP	McAdam, Morgan	Regina	Dickie, Barry
	SP	Lambert, Lisa	Saskatoon	Lambert-Wiggins, Monique

Continued on next page



CANDIDATES & FINANCIAL AGENTS (CONTINUED)


Constituency	Political Affiliation	Candidate	Candidate's Community	Financial Agent
Saskatoon Eastview	NDP	Love, Matt	Saskatoon	Ward, Mark
	SGP	Anderson, Kendra	Saskatoon	Dickie, Barry
	SP	Kreiser, Francis	Saskatoon	Reschny, John
	SUP	McAvoy, Brad	Saskatoon	Hood, Daria
Saskatoon Fairview	BP	Ollenberger, Tony	Saskatoon	Olsen, Beverly
	NDP	Mowat, Vicki	Saskatoon	Winters, Dianne
	SGP	Neault, Phoenix	Saskatoon	Dickie, Barry
	SP	Sandhu, Zahid	Saskatoon	Shafqat, Numaan
Saskatoon Meewasin	NDP	Teed, Nathaniel	Saskatoon	Stevens, Gary
	SGP	Andrews, Jacklin	Saskatoon	Dickie, Barry
	SP	Torr, Maureen Alice	Saskatoon	Laseinde, Oluwatomisin
Saskatoon Nutana	NDP	Ritchie, Erika	Saskatoon	Hutchinson, Tim
	SGP	Greenleaf, Whitney	Saskatoon	Dickie, Barry
	SP	Naseeb, Mumtaz	Saskatoon	Maqsood, Tariq
Saskatoon Riversdale	NDP	Breckner, Kim	Saskatoon	Sproule, Catherine
	SGP	Hunter, Naomi	Saskatoon	Hamm, Michael
	SP	Fakoyejo, Olu	Saskatoon	Chimezie, Ugochukwu
Saskatoon Silverspring	NDP	Gordon, Hugh	Saskatoon	Sproule, Catherine
	SGP	Hanson, Jackie	Saskatoon	Dickie, Barry
	SP	Merriman, Paul	Saskatoon	Kahanda, Sumith
Saskatoon Southeast	NDP	Senger, Brittney	Saskatoon	Lipski, Ryan
	SGP	Abushar, Mohammad	Saskatoon	Dickie, Barry
	SP	Owojori, John	Saskatoon	Akintade-Oluwagbeye, Titilayo
	SUP	Brkich, Greg	Bladworth	Eberle, Jennifer
Saskatoon Stonebridge	NDP	Warrington, Darcy	Saskatoon	Hutchinson, Tim
	SGP	Mazil, Cheryl	Regina	Dickie, Barry
	SP	Eyre, Bronwyn	Saskatoon	Mytton, Crystal
	SPP	Valiani, Jahangir J	Saskatoon	Todos, Roman
Saskatoon University-Sutherland	NDP	Grewal, Tajinder	Saskatoon	Sproule, Catherine
	SGP	Guerra, Felipe	Saskatoon	Dickie, Barry
	SP	McLeod, Ghislaine	Saskatoon	Haller, Gerald
	SUP	Badrock, Dawne	RM Of Dundurn	Badrock, Parker
Saskatoon Westview	NDP	ChiefCalf, April	Saskatoon	Hopkins, Patrick
	SGP	Neault, Jupiter	Saskatoon	Dickie, Barry
	SP	Buckingham, David	Borden	Choquette, Cameron
Saskatoon Willowgrove	NDP	Wakula, Alana	Saskatoon	Sproule, Catherine
	SGP	Morin, Tawe	Saskatoon	Dickie, Barry
	SP	Cheveldayoff, Ken	Saskatoon	MacBain, Wade
	SUP	Hughes, William	Saskatoon	Hildebrandt, Andrew

Constituency	Political Affiliation	Candidate	Candidate's Community	Financial Agent
Swift Current	BP	Maffenbeier, Constance P	Guernsey	Maffenbeier, Mike
	NDP	Kimball, Jay	Swift Current	Sharp, Riley
	SGP	Watson, George	Regina	Dickie, Barry
	SP	Hindley, Everett	Swift Current	Rondeau, Jeremy
The Battlefords	BP	Richarson, Dale	North Battleford	Knight, Barry
	NDP	Kroczyński, Tom	Battleford	Johnson, Brook
	SGP	Piotrofsky, Sara	Regina	Dickie, Barry
	SP	Cockrill, Jeremy	Battleford	Knibbs, Alvin
Warman	BP	Friesen, Mark	Saskatoon	Knight, Barry
	NDP	Baerwald, Erica	Hepburn	Lonson, Ashley
	SGP	Hackl Pinno, Adriana	Regina	Dickie, Barry
	SP	Jenson, Terry	Warman	Friesen, Whitney
	SUP	Early, Andrea	Warman	Granberg, Eric
Weyburn-Bengough	BP	Shanaida, Andrew	Weyburn	Shanaida, Alison
	NDP	Lendrum, Seth	Weyburn	Morrison, Kelsey
	SGP	Hunter, North	Weyburn	Dickie, Barry
	SP	Weger, Michael	Weyburn	Heisler, Krystal
	SUP	McInnes, Rose	Weyburn	Michaud, Joseph
White City-Qu'Appelle	NDP	Birns, Grady	Regina	Clark, Joseph
	SP	Crassweller, Brad	Balgonie	MacPherson, Jeffrey
	SUP	Thiele, Darcy	White City	Thiele, Richard
Wood River	NDP	Topola, Mike	Assiniboia	Glaeske, Monica
	PC	Arnason, Clint	Vanguard	Kleisinger, Troy
	SGP	Pylypchuk, Melvin	Regina	Dickie, Barry
	SP	Marit, David	Assiniboia	Clark, Sandra
	SUP	McIntyre, Todd	Moose Jaw	McIntyre, Marnie
Yorkton	BP	Kasprick, Timothy	Yorkton	Gaber, Stephanie
	NDP	Pinder, Lenore	Yorkton	Zbeetnoff, David
	SGP	Brooks, Valerie	Saltcoats	Zavislak, Dale
	SP	Chan, David	Yorkton	Cherney, Wilma
	SUP	Forster, Doug	Yorkton	Charney, Judy



Buffalo
Party

16



Independent

02




New
Democratic
Party (N.D.P.)

61




Progressive
Conservative

11




Saskatchewan
Green Party

58



Saskatchewan
Party

61



Saskatchewan
Progress Party

03



Saskatchewan
United Party

31





6

CHAPTER SIX



Candidates by Party

CANDIDATES BY PARTY

Constituency	Buffalo Party	Independent	New Democratic Party	Progressive Conservative	
Athabasca			Laliberte, Leroy		
Batoche			Miller, Trina		
Cannington	Krieger, Michelle		Twietmeyer, Dianne		
Canora-Pelly	Schofield, Niall		Fedorchuk, Wynn		
Carrot River Valley			Binkley, CJ		
Cumberland		Chalifoux, Nasser Dean	McPhail, Jordan		
Cut Knife-Turtleford			Poole, Clayton		
Cypress Hills	Wilson, Doug		McNab, Clare		
Dakota-Arm River			Wiens, Jordan	Carrick, Raymond L.	
Estevan-Big Muddy	Zajac, Phillip		Smith, Phil		
Humboldt-Watrous	Christianson, Megan		Fallis, Kevin	Buscholl, Rose	
Kelvington-Wadena			Schroeder, Lorne		
Kindersley-Biggar	Wortman, Jeff	Sira, Wade	Hoppe, Cindy		
Last Mountain-Touchwood	Mandziak, Elvin		Nordal, Thera		
Lloydminster			Tremblay, Adam		
Lumsden-Morse			Baudu, Chauntel	Torrie, Megan	
Martensville-Blairmore			Pike, Tammy		
Meadow Lake			Nachbaur, Miles		
Melfort			Dyck, Melanie		
Melville-Saltcoats	Serfas, Frank		Hovind, Karen		
Moose Jaw North			Fisher, Cheantelle		
Moose Jaw Wakamow			Patterson, Melissa		
Moosomin-Montmartre	Ayre, Otis		Ball, Chris		
Prince Albert Carlton			Brost Strom, Carolyn		
Prince Albert Northcote			Rancourt, Nicole		
Regina Coronation Park			Burki, Noor	Adebayo, Olasehinde Ben	
Regina Douglas Park			Sarauer, Nicole		
Regina Elphinstone-Centre			Conway, Meara		
Regina Lakeview			Beck, Carla	Teece, Victor	
Regina Mount Royal			Wotherspoon, Trent		
Regina Northeast			Roy, Jacqueline		
Regina Pasqua	Chapple, Shannon		Brar, Bhajan	Parnell, Justin	

	Saskatchewan Green Party	Saskatchewan Party	Saskatchewan Progress Party	Saskatchewan United Party
	Reid, Raven	Lemaigre, Jim		
	Graham, Hamish	Rowden, Darlene		Spencer, Erin Nicole
	Lund-Clysdale, Natalie	Harrison, Daryl		Helfrick, Barbara
	Rimando, Casimira	Wilson, Sean		
	Becker Lau, Liam	Bromm, Terri		Stanley Seymour, Shauna
	Bird-Paddy, Siwichis	Seib, Gregory		
	Ennis, Holly	Thorsteinson, James		Gessner, Steve
		Steele, Doug		
	Reynolds, Joseph	Kropf, Barret		Ebenal, Darren
	Patterson, Billy	Carr, Lori		Cey, Andrew
	Thibault, Sharon	Hilbert, Racquel		Hradecki, Carrie Ann
	Halyk, Gillian	Beaudry, Chris		Gottinger, Clint
	Robilliard, Darcy	Gartner, Kim		
		Keisig, Travis		Unruh, Gene
	McNally, Patrick	Young, Colleen		Bloom, Joshua
	Hunter, Isaiah	McLeod, Blaine		Hromek, Jon
	Ricottone, Brittney	Martens, Jamie		
	Turner, Candice	Harrison, Jeremy		Allchurch, Denis
	St. Germain, Tristan	Goudy, Todd		Moore, Dave
	Mang, Micah	Kaeding, Warren		Brooks, Curtis
	Epp, Kimberly	McLeod, Tim		
	Gardiner, Michael	Patterson, Megan		
	Rheault, Remi	Weedmark, Kevin		Erickson, Adam
	Muirhead, Andrew	Kasun, Kevin		Carpenter, Denneil
	Jones, Jarren	Ross, Alana		Davis, Terri
	Krznar, Maria	Ahmad, Riaz		
	Lau, Victor	Grey, Ken		
	Elliott, Jim	Khan, Caesar	Bruce, Nathan	Carpenter, Pamela
	MacNeill, Heather	Wright, Sarah		
	Demyen, Regina	Mander, Jaspreet		
	Thomas Majore, Anthony	Singh, Rahul	Tremblay, Kate	
	Cabylis, Ekaterina	Fiaz, Muhammad		

Continued on next page



CANDIDATES BY PARTY (CONTINUED)

Constituency	Buffalo Party	Independent	New Democratic Party	Progressive Conservative	
Regina Rochdale			Pratchler, Joan		
Regina South Albert			Young, Aleana	Teece, David	
Regina University			Housser, Sally	Rempel, Corie	
Regina Walsh Acres			Clarke, Jared		
Regina Wascana Plains			Blakley, Brent	Buchinski, Larry	
Rosetown-Delisle			Edel, Brenda		
Rosthern-Shellbrook			Thunderchild, Mark		
Saskatchewan Rivers			Racine, Doug	Lalonde, Bernard	
Saskatoon Centre			Nippi-Albright, Betty		
Saskatoon Chief Mistawasis			McBean, Don		
Saskatoon Churchill-Wildwood			Jorgenson, Keith		
Saskatoon Eastview			Love, Matt		
Saskatoon Fairview	Ollenberger, Tony		Mowat, Vicki		
Saskatoon Meewasin			Teed, Nathaniel		
Saskatoon Nutana			Ritchie, Erika		
Saskatoon Riversdale			Breckner, Kim		
Saskatoon Silverspring			Gordon, Hugh		
Saskatoon Southeast			Senger, Brittney		
Saskatoon Stonebridge			Warrington, Darcy		
Saskatoon University-Sutherland			Grewal, Tajinder		
Saskatoon Westview			ChiefCalf, April		
Saskatoon Willowgrove			Wakula, Alana		
Swift Current	Maffenbeier, Constance P		Kimball, Jay		
The Battlefords	Richarson, Dale		Kroczyński, Tom		
Warman	Friesen, Mark		Baerwald, Erica		
Weyburn-Bengough	Shanaida, Andrew		Lendrum, Seth		
White City-Qu'Appelle			Birns, Grady		
Wood River			Topola, Mike	Amason, Clint	
Yorkton	Kasprick, Timothy		Pinder, Lenore		

	Saskatchewan Green Party	Saskatchewan Party	Saskatchewan Progress Party	Saskatchewan United Party
	Browatzke, Irene	Ross, Laura		
	Williams, Leonie	Mehrok, Khushdil (Lucky)		
	Park, Cedar	Makowsky, Gene		
	Holigroski, Dianna	Ali, Liaqat		Farrell, Bonnie
	Chen, Bo	Tell, Christine		Plett, Dustin
	Muirhead, Sean	Reiter, Jim		
	Dongworth, Janice	Moe, Scott		Lockhart, Cody
	Bruce, Alesha	Schmalz, Eric		Wilson, Nadine
	Michelle, Darry	Hrynuik, Dale		
	Caellaigh, Shane	Singh, Parminder		
	McAdam, Morgan	Lambert, Lisa		
	Anderson, Kendra	Kreiser, Francis		McAvoy, Brad
	Neault, Phoenix	Sandhu, Zahid		
	Andrews, Jacklin	Torr, Maureen Alice		
	Greenleaf, Whitney	Naseeb, Mumtaz		
	Hunter, Naomi	Fakoyejo, Olu		
	Hanson, Jackie	Merriman, Paul		
	Abushar, Mohammad	Owojori, John		Brkich, Greg
	Mazil, Cheryl	Eyre, Bronwyn	Valiani, Jahangir J	
	Guerra, Felipe	McLeod, Ghislaine		Badrock, Dawne
	Neault, Jupiter	Buckingham, David		
	Morin, Tawe	Cheveldayoff, Ken		Hughes, William
	Watson, George	Hindley, Everett		
	Piotrofsky, Sara	Cockrill, Jeremy		
	Hackl Pinno, Adriana	Jenson, Terry		Early, Andrea
	Hunter, North	Weger, Michael		McInnes, Rose
		Crassweller, Brad		Thiele, Darcy
	Pylypchuk, Melvin	Marit, David		McIntyre, Todd
	Brooks, Valerie	Chan, David		Forster, Doug



New
Democratic
Party (N.D.P.)

27



7

CHAPTER SEVEN

Members Elected

Saskatchewan
Party

34



MEMBERS ELECTED

Name of Member	Political Affiliation	Constituency
Beaudry, Chris	SP	Kelvington-Wadena
Beck, Carla	NDP	Regina Lakeview
Blakley, Brent	NDP	Regina Wascana Plains
Brar, Bhajan	NDP	Regina Pasqua
Breckner, Kim	NDP	Saskatoon Riversdale
Bromm, Terri	SP	Carrot River Valley
Burki, Noor	NDP	Regina Coronation Park
Carr, Lori	SP	Estevan-Big Muddy
Chan, David	SP	Yorkton
Cheveldayoff, Ken	SP	Saskatoon Willowgrove
ChiefCalf, April	NDP	Saskatoon Westview
Clarke, Jared	NDP	Regina Walsh Acres
Cockrill, Jeremy	SP	The Battlefords
Conway, Meara	NDP	Regina Elphinstone-Centre
Crassweller, Brad	SP	White City-Qu'Appelle
Gartner, Kim	SP	Kindersley-Biggar
Gordon, Hugh	NDP	Saskatoon Silverspring
Goudy, Todd	SP	Melfort
Grewal, Tajinder	NDP	Saskatoon University-Sutherland
Harrison, Daryl	SP	Cannington
Harrison, Jeremy	SP	Meadow Lake
Hilbert, Racquel	SP	Humboldt-Watrous
Hindley, Everett	SP	Swift Current
Housser, Sally	NDP	Regina University
Jenson, Terry	SP	Warman
Jorgenson, Keith	NDP	Saskatoon Churchill-Wildwood
Kaeding, Warren	SP	Melville-Saltcoats
Kasun, Kevin	SP	Prince Albert Carlton
Keisig, Travis	SP	Last Mountain-Touchwood
Kropf, Barret	SP	Dakota-Arm River
Laliberte, Leroy	NDP	Athabasca

Name of Member	Political Affiliation	Constituency
Love, Matt	NDP	Saskatoon Eastview
Marit, David	SP	Wood River
Martens, Jamie	SP	Martensville-Blairmore
McBean, Don	NDP	Saskatoon Chief Mistawasis
McLeod, Blaine	SP	Lumsden-Morse
McLeod, Tim	SP	Moose Jaw North
McPhail, Jordan	NDP	Cumberland
Moe, Scott	SP	Rosthern-Shellbrook
Mowat, Vicki	NDP	Saskatoon Fairview
Nippi-Albright, Betty	NDP	Saskatoon Centre
Patterson, Megan	SP	Moose Jaw Wakamow
Pratchler, Joan	NDP	Regina Rochdale
Reiter, Jim	SP	Rosetown-Delisle
Ritchie, Erika	NDP	Saskatoon Nutana
Ross, Alana	SP	Prince Albert Northcote
Rowden, Darlene	SP	Batoche
Roy, Jacqueline	NDP	Regina Northeast
Sarauer, Nicole	NDP	Regina Douglas Park
Schmalz, Eric	SP	Saskatchewan Rivers
Senger, Brittney	NDP	Saskatoon Southeast
Steele, Doug	SP	Cypress Hills
Teed, Nathaniel	NDP	Saskatoon Meewasin
Thorsteinson, James	SP	Cut Knife-Turtleford
Warrington, Darcy	NDP	Saskatoon Stonebridge
Weedmark, Kevin	SP	Moosomin-Montmartre
Weger, Michael	SP	Weyburn-Bengough
Wilson, Sean	SP	Canora-Pelly
Wotherspoon, Trent	NDP	Regina Mount Royal
Young, Aleana	NDP	Regina South Albert
Young, Colleen	SP	Lloydminster



CHAPTER EIGHT

Vote Summary by Constituency

Constituency	Registered Voters	% of Registered Voters Who Voted	Candidate	Political Affiliation	Votes Received	% By Party	Total Votes
Athabasca	9,310	31.45%					2,928
			Leroy Laliberte	NDP	1,823	62.80%	
			Raven Reid	SGP	45	1.55%	
			Jim Lemaigre	SP	1,035	35.65%	
			Rejected		25		
Batoche	12,065	60.27%					7,272
			Trina Miller	NDP	2,210	30.63%	
			Hamish Graham	SGP	139	1.93%	
			Darlene Rowden	SP	4,415	61.20%	
			Erin Nicole Spencer	SUP	450	6.24%	
			Rejected		58		
Cannington	13,911	60.28%					8,386
			Michelle Krieger	BP	549	6.57%	
			Dianne Twietmeyer	NDP	1,123	13.44%	
			Natalie Lund-Clysdale	SGP	103	1.23%	
			Daryl Harrison	SP	6,157	73.68%	
			Barbara Helfrick	SUP	424	5.07%	
			Rejected		30		

Constituency	Registered Voters	% of Registered Voters Who Voted	Candidate	Political Affiliation	Votes Received	% By Party	Total Votes
Canora-Pelly	12,958	57.09%					7,398
			Niall Schofield	BP	223	3.03%	
			Wynn Fedorchuk	NDP	1,751	23.81%	
			Casimira Rimando	SGP	154	2.09%	
			Sean Wilson	SP	5,227	71.07%	
			Rejected		43		
Carrot River Valley	13,456	54.23%					7,297
			CJ Binkley	NDP	1,395	19.28%	
			Liam Becker Lau	SGP	140	1.93%	
			Terri Bromm	SP	4,857	67.12%	
			Shauna Stanley Seymour	SUP	844	11.66%	
			Rejected		61		
Cumberland	14,110	29.63%					4,181
			Nasser Dean Chalifoux	IND	50	1.20%	
			Jordan McPhail	NDP	2,289	55.10%	
			Siwichis Bird-Paddy	SGP	173	4.16%	
			Gregory Seib	SP	1,642	39.53%	
			Rejected		27		
Cut Knife-Turtleford	14,221	55.66%					7,916
			Clayton Poole	NDP	1,536	19.56%	
			Holly Ennis	SGP	154	1.96%	
			James Thorsteinson	SP	5,597	71.27%	
			Steve Gessner	SUP	566	7.21%	
			Rejected		63		
Cypress Hills	13,673	57.06%					7,802
			Doug Wilson	BP	495	6.37%	
			Clare McNab	NDP	1,466	18.87%	
			Doug Steele	SP	5,807	74.76%	
			Rejected		34		
Dakota-Arm River	13,502	65.18%					8,800
			Jordan Wiens	NDP	2,114	24.16%	
			Raymond L. Carrick	PC	443	5.06%	
			Joseph Reynolds	SGP	92	1.05%	
			Barret Kropf	SP	5,027	57.45%	
			Darren Ebenal	SUP	1,074	12.27%	
			Rejected		50		
Estevan-Big Muddy	13,147	57.60%					7,573
			Phillip Zajac	BP	755	10.01%	
			Phil Smith	NDP	973	12.90%	
			Billy Patterson	SGP	84	1.11%	
			Lori Carr	SP	5,277	69.97%	
			Andrew Cey	SUP	453	6.01%	
			Rejected		31		

Continued on next page



VOTE SUMMARY BY CONSTITUENCY (CONTINUED)

Constituency	Registered Voters	% of Registered Voters Who Voted	Candidate	Political Affiliation	Votes Received	% By Party	Total Votes
Humboldt-Watrous	14,083	64.25%					9,049
			Megan Christianson	BP	97	1.08%	
			Kevin Fallis	NDP	2,230	24.82%	
			Rose Buscholl	PC	660	7.35%	
			Sharon Thibault	SGP	127	1.41%	
			Racquel Hilbert	SP	5,271	58.66%	
			Carrie Ann Hradecki	SUP	600	6.68%	
			Rejected		64		
Kelvington-Wadena	12,704	60.94%					7,742
			Lorne Schroeder	NDP	1,736	22.52%	
			Gillian Halyk	SGP	125	1.62%	
			Chris Beaudry	SP	5,015	65.07%	
			Clint Gottinger	SUP	831	10.78%	
			Rejected		35		
Kindersley-Biggar	13,343	56.49%					7,537
			Jeff Wortman	BP	106	1.42%	
			Wade Sira	IND	290	3.88%	
			Cindy Hoppe	NDP	1,223	16.34%	
			Darcy Robilliard	SGP	115	1.54%	
			Kim Gartner	SP	5,749	76.83%	
			Rejected		54		
Last Mountain-Touchwood	12,807	61.36%					7,858
			Elvin Mandziak	BP	55	0.70%	
			Thera Nordal	NDP	2,501	32.04%	
			Travis Keisig	SP	4,144	53.08%	
			Gene Unruh	SUP	1,107	14.18%	
			Rejected		51		
Lloydminster	13,996	32.64%					4,568
			Adam Tremblay	NDP	728	16.04%	
			Patrick McNally	SGP	38	0.84%	
			Colleen Young	SP	3,497	77.04%	
			Joshua Bloom	SUP	276	6.08%	
			Rejected		29		
Lumsden-Morse	13,256	65.75%					8,716
			Chauntel Baudu	NDP	2,157	24.88%	
			Megan Torrie	PC	308	3.55%	
			Isaiah Hunter	SGP	61	0.70%	
			Blaine McLeod	SP	4,774	55.06%	
			Jon Hromek	SUP	1,371	15.81%	
			Rejected		45		

Constituency	Registered Voters	% of Registered Voters Who Voted	Candidate	Political Affiliation	Votes Received	% By Party	Total Votes
Martensville-Blairmore	13,822	56.21%					7,769
			Tammy Pike	NDP	2,929	38.02%	
			Brittney Ricottone	SGP	158	2.05%	
			Jamie Martens	SP	4,617	59.93%	
			Rejected		65		
Meadow Lake	13,404	49.33%					6,612
			Miles Nachbaur	NDP	2,067	31.41%	
			Candice Turner	SGP	107	1.63%	
			Jeremy Harrison	SP	4,102	62.34%	
			Denis Allchurch	SUP	304	4.62%	
			Rejected		32		
Melfort	13,307	59.22%					7,881
			Melanie Dyck	NDP	1,576	20.09%	
			Tristan St. Germain	SGP	92	1.17%	
			Todd Goudy	SP	5,796	73.90%	
			Dave Moore	SUP	379	4.83%	
			Rejected		38		
Melville-Saltcoats	13,158	60.41%					7,949
			Frank Serfas	BP	72	0.91%	
			Karen Hovind	NDP	1,945	24.60%	
			Micah Mang	SGP	86	1.09%	
			Warren Kaeding	SP	5,182	65.55%	
			Curtis Brooks	SUP	620	7.84%	
			Rejected		44		
Moose Jaw North	12,757	60.68%					7,741
			Cheantelle Fisher	NDP	2,994	38.79%	
			Kimberly Epp	SGP	147	1.90%	
			Tim McLeod	SP	4,578	59.31%	
			Rejected		22		
Moose Jaw Wakamow	13,249	52.71%					6,983
			Melissa Patterson	NDP	2,894	41.69%	
			Michael Gardiner	SGP	228	3.28%	
			Megan Patterson	SP	3,819	55.02%	
			Rejected		42		

Continued on next page



VOTE SUMMARY BY CONSTITUENCY (CONTINUED)

Constituency	Registered Voters	% of Registered Voters Who Voted	Candidate	Political Affiliation	Votes Received	% By Party	Total Votes
Moosomin-Montmartre	14,026	57.75%					8,100
			Otis Ayre	BP	72	0.90%	
			Chris Ball	NDP	1,911	23.87%	
			Remi Rheault	SGP	122	1.52%	
			Kevin Weedmark	SP	5,291	66.10%	
			Adam Erickson	SUP	609	7.61%	
			Rejected		95		
Prince Albert Carlton	12,435	50.84%					6,322
			Carolyn Brost Strom	NDP	2,722	43.92%	
			Andrew Muirhead	SGP	69	1.11%	
			Kevin Kasun	SP	3,166	51.08%	
			Denneil Carpenter	SUP	241	3.89%	
			Rejected		124		
Prince Albert Northcote	14,508	42.53%					6,170
			Nicole Rancourt	NDP	2,759	45.57%	
			Jarren Jones	SGP	101	1.67%	
			Alana Ross	SP	2,892	47.77%	
			Terri Davis	SUP	302	4.99%	
			Rejected		116		
Regina Coronation Park	14,026	53.54%					7,510
			Noor Burki	NDP	3,926	52.73%	
			Olasehinde Ben Adebayo	PC	414	5.56%	
			Maria Krznar	SGP	272	3.65%	
			Riaz Ahmad	SP	2,834	38.06%	
			Rejected		64		
Regina Douglas Park	13,095	49.56%					6,490
			Nicole Sarauer	NDP	4,199	65.55%	
			Victor Lau	SGP	204	3.18%	
			Ken Grey	SP	2,003	31.27%	
			Rejected		84		
Regina Elphinstone-Centre	14,138	38.06%					5,381
			Meara Conway	NDP	3,268	61.08%	
			Jim Elliott	SGP	156	2.92%	
			Caesar Khan	SP	1,417	26.49%	
			Nathan Bruce	SPP	199	3.72%	
			Pamela Carpenter	SUP	310	5.79%	
			Rejected		31		

Constituency	Registered Voters	% of Registered Voters Who Voted	Candidate	Political Affiliation	Votes Received	% By Party	Total Votes
Regina Lakeview	13,731	65.47%					8,989
			Carla Beck	NDP	6,260	70.42%	
			Victor Teece	PC	248	2.79%	
			Heather MacNeill	SGP	170	1.91%	
			Sarah Wright	SP	2,212	24.88%	
			Rejected		99		
Regina Mount Royal	14,290	62.44%					8,922
			Trent Wotherspoon	NDP	5,419	61.25%	
			Regina Demyen	SGP	174	1.97%	
			Jaspreet Mander	SP	3,255	36.79%	
			Rejected		74		
Regina Northeast	12,307	59.14%					7,278
			Jacqueline Roy	NDP	3,660	50.73%	
			Anthony Thomas Majore	SGP	149	2.07%	
			Rahul Singh	SP	3,153	43.70%	
			Kate Tremblay	SPP	253	3.51%	
			Rejected		63		
Regina Pasqua	11,811	62.42%					7,372
			Shannon Chapple	BP	90	1.24%	
			Bhajan Brar	NDP	3,814	52.35%	
			Justin Parnell	PC	441	6.05%	
			Ekaterina Cabylis	SGP	132	1.81%	
			Muhammad Fiaz	SP	2,809	38.55%	
			Rejected		86		
Regina Rochdale	14,211	66.84%					9,499
			Joan Pratchler	NDP	5,046	53.44%	
			Irene Browatzke	SGP	167	1.77%	
			Laura Ross	SP	4,230	44.80%	
			Rejected		56		
Regina South Albert	12,090	65.90%					7,967
			Aleana Young	NDP	5,108	64.73%	
			David Teece	PC	317	4.02%	
			Leonie Williams	SGP	131	1.66%	
			Khushdil (Lucky) Mehrok	SP	2,335	29.59%	
			Rejected		76		

Continued on next page



VOTE SUMMARY BY CONSTITUENCY (CONTINUED)

Constituency	Registered Voters	% of Registered Voters Who Voted	Candidate	Political Affiliation	Votes Received	% By Party	Total Votes
Regina University	11,786	66.83%					7,877
			Sally Housser	NDP	4,081	52.20%	
			Corie Rempel	PC	233	2.98%	
			Cedar Park	SGP	78	1.00%	
			Gene Makowsky	SP	3,426	43.82%	
			Rejected		59		
Regina Walsh Acres	14,063	58.98%					8,295
			Jared Clarke	NDP	4,700	56.99%	
			Dianna Holigroski	SGP	122	1.48%	
			Liaqat Ali	SP	3,073	37.26%	
			Bonnie Farrell	SUP	352	4.27%	
			Rejected		48		
Regina Wascana Plains	15,015	64.77%					9,725
			Brent Blakley	NDP	4,696	48.58%	
			Larry Buchinski	PC	356	3.68%	
			Bo Chen	SGP	98	1.01%	
			Christine Tell	SP	4,103	42.44%	
			Dustin Plett	SUP	414	4.28%	
			Rejected		58		
Rosetown-Delisle	13,343	63.58%					8,483
			Brenda Edel	NDP	2,235	26.51%	
			Sean Muirhead	SGP	232	2.75%	
			Jim Reiter	SP	5,965	70.74%	
			Rejected		51		
Rosthern-Shellbrook	13,343	61.97%					8,269
			Mark Thunderchild	NDP	1,826	22.20%	
			Janice Dongworth	SGP	89	1.08%	
			Scott Moe	SP	5,279	64.18%	
			Cody Lockhart	SUP	1,031	12.53%	
			Rejected		44		
Saskatchewan Rivers	12,888	57.31%					7,386
			Doug Racine	NDP	2,069	28.15%	
			Bernard Lalonde	PC	424	5.77%	
			Alesha Bruce	SGP	87	1.18%	
			Eric Schmalz	SP	3,945	53.68%	
			Nadine Wilson	SUP	824	11.21%	
			Rejected		37		
Saskatoon Centre	13,348	46.95%					6,267
			Betty Nippi-Albright	NDP	3,794	61.24%	
			Darry Michelle	SGP	210	3.39%	
			Dale Hrynuik	SP	2,191	35.37%	
			Rejected		72		

Constituency	Registered Voters	% of Registered Voters Who Voted	Candidate	Political Affiliation	Votes Received	% By Party	Total Votes
Saskatoon Chief Mistawasis	14,664	63.25%					9,275
			Don McBean	NDP	4,721	51.49%	
			Shane Caellaigh	SGP	285	3.11%	
			Parminder Singh	SP	4,162	45.40%	
			Rejected		107		
Saskatoon Churchill-Wildwood	12,779	64.61%					8,257
			Keith Jorgenson	NDP	4,621	57.67%	
			Morgan McAdam	SGP	130	1.62%	
			Lisa Lambert	SP	3,262	40.71%	
			Rejected		244		
Saskatoon Eastview	14,161	64.78%					9,174
			Matt Love	NDP	5,392	59.42%	
			Kendra Anderson	SGP	125	1.38%	
			Francis Kreiser	SP	3,362	37.05%	
			Brad McAvoy	SUP	196	2.16%	
			Rejected		99		
Saskatoon Fairview	14,059	52.41%					7,368
			Tony Ollenberger	BP	161	2.21%	
			Vicki Mowat	NDP	4,121	56.54%	
			Phoenix Neault	SGP	244	3.35%	
			Zahid Sandhu	SP	2,763	37.91%	
			Rejected		79		
Saskatoon Meewasin	13,270	59.32%					7,872
			Nathaniel Teed	NDP	4,617	59.20%	
			Jacklin Andrews	SGP	242	3.10%	
			Maureen Alice Torr	SP	2,940	37.70%	
			Rejected		73		
Saskatoon Nutana	13,653	61.54%					8,402
			Erika Ritchie	NDP	6,163	74.21%	
			Whitney Greenleaf	SGP	186	2.24%	
			Mumtaz Naseeb	SP	1,956	23.55%	
			Rejected		97		
Saskatoon Riversdale	14,312	42.54%					6,089
			Kim Breckner	NDP	3,624	60.43%	
			Naomi Hunter	SGP	255	4.25%	
			Olu Fakoyejo	SP	2,118	35.32%	
			Rejected		92		
Saskatoon Silverspring	13,985	62.28%					8,710
			Hugh Gordon	NDP	4,435	51.43%	
			Jackie Hanson	SGP	190	2.20%	
			Paul Merriman	SP	3,999	46.37%	
			Rejected		86		

Continued on next page



VOTE SUMMARY BY CONSTITUENCY (CONTINUED)

Constituency	Registered Voters	% of Registered Voters Who Voted	Candidate	Political Affiliation	Votes Received	% By Party	Total Votes
Saskatoon Southeast	15,078	65.65%					9,899
			Brittney Senger	NDP	4,921	50.53%	
			Mohammad Abushar	SGP	109	1.12%	
			John Owojori	SP	4,492	46.13%	
			Greg Brkich	SUP	216	2.22%	
			Rejected		161		
Saskatoon Stonebridge	12,395	62.89%					7,795
			Darcy Warrington	NDP	4,177	54.30%	
			Cheryl Mazil	SGP	96	1.25%	
			Bronwyn Eyre	SP	3,336	43.36%	
			Jahangir J Valiani	SPP	84	1.09%	
			Rejected		102		
Saskatoon University-Sutherland	12,032	59.52%					7,161
			Tajinder Grewal	NDP	3,960	55.92%	
			Felipe Guerra	SGP	147	2.08%	
			Ghislaine McLeod	SP	2,662	37.59%	
			Dawne Badrock	SUP	312	4.41%	
			Rejected		80		
Saskatoon Westview	13,018	56.11%					7,304
			April ChiefCalf	NDP	3,576	49.56%	
			Jupiter Neault	SGP	138	1.91%	
			David Buckingham	SP	3,502	48.53%	
			Rejected		88		
Saskatoon Willowgrove	15,637	64.58%					10,098
			Alana Wakula	NDP	4,759	47.66%	
			Tawe Morin	SGP	80	0.80%	
			Ken Cheveldayoff	SP	4,895	49.02%	
			William Hughes	SUP	251	2.51%	
			Rejected		113		
Swift Current	12,594	59.08%					7,441
			Constance P Maffenbeier	BP	216	2.96%	
			Jay Kimball	NDP	2,137	29.27%	
			George Watson	SGP	98	1.34%	
			Everett Hindley	SP	4,849	66.42%	
			Rejected		141		

Constituency	Registered Voters	% of Registered Voters Who Voted	Candidate	Political Affiliation	Votes Received	% By Party	Total Votes
The Battlefords	13,773	53.69%					7,395
			Dale Richarson	BP	115	1.57%	
			Tom Kroczyński	NDP	2,719	37.11%	
			Sara Piotrofsky	SGP	140	1.91%	
			Jeremy Cockrill	SP	4,352	59.40%	
			Rejected		69		
Warman	14,158	64.16%					9,084
			Mark Friesen	BP	125	1.38%	
			Erica Baerwald	NDP	2,286	25.29%	
			Adriana Hackl Pinno	SGP	52	0.58%	
			Terry Jenson	SP	5,927	65.56%	
			Andrea Early	SUP	650	7.19%	
			Rejected		44		
Weyburn-Bengough	13,969	62.33%					8,707
			Andrew Shanaida	BP	94	1.08%	
			Seth Lendrum	NDP	1,575	18.18%	
			North Hunter	SGP	119	1.37%	
			Michael Weger	SP	5,785	66.76%	
			Rose McInnes	SUP	1,092	12.60%	
			Rejected		42		
White City-Qu'Appelle	14,523	65.80%					9,556
			Grady Birns	NDP	3,593	37.81%	
			Brad Crassweller	SP	5,298	55.76%	
			Darcy Thiele	SUP	611	6.43%	
			Rejected		54		
Wood River	13,306	63.26%					8,417
			Mike Topola	NDP	1,549	18.55%	
			Clint Arnason	PC	553	6.62%	
			Melvin Pylypchuk	SGP	54	0.65%	
			David Marit	SP	5,700	68.26%	
			Todd McIntyre	SUP	495	5.93%	
			Rejected		66		
Yorkton	12,937	52.74%					6,823
			Timothy Kasprick	BP	42	0.62%	
			Lenore Pinder	NDP	2,274	33.52%	
			Valerie Brooks	SGP	136	2.01%	
			David Chan	SP	3,513	51.79%	
			Doug Forster	SUP	818	12.06%	
			Rejected		40		



52.9%

Percentage
of Eligible
Electors Who
Voted in 2020
(estimated)



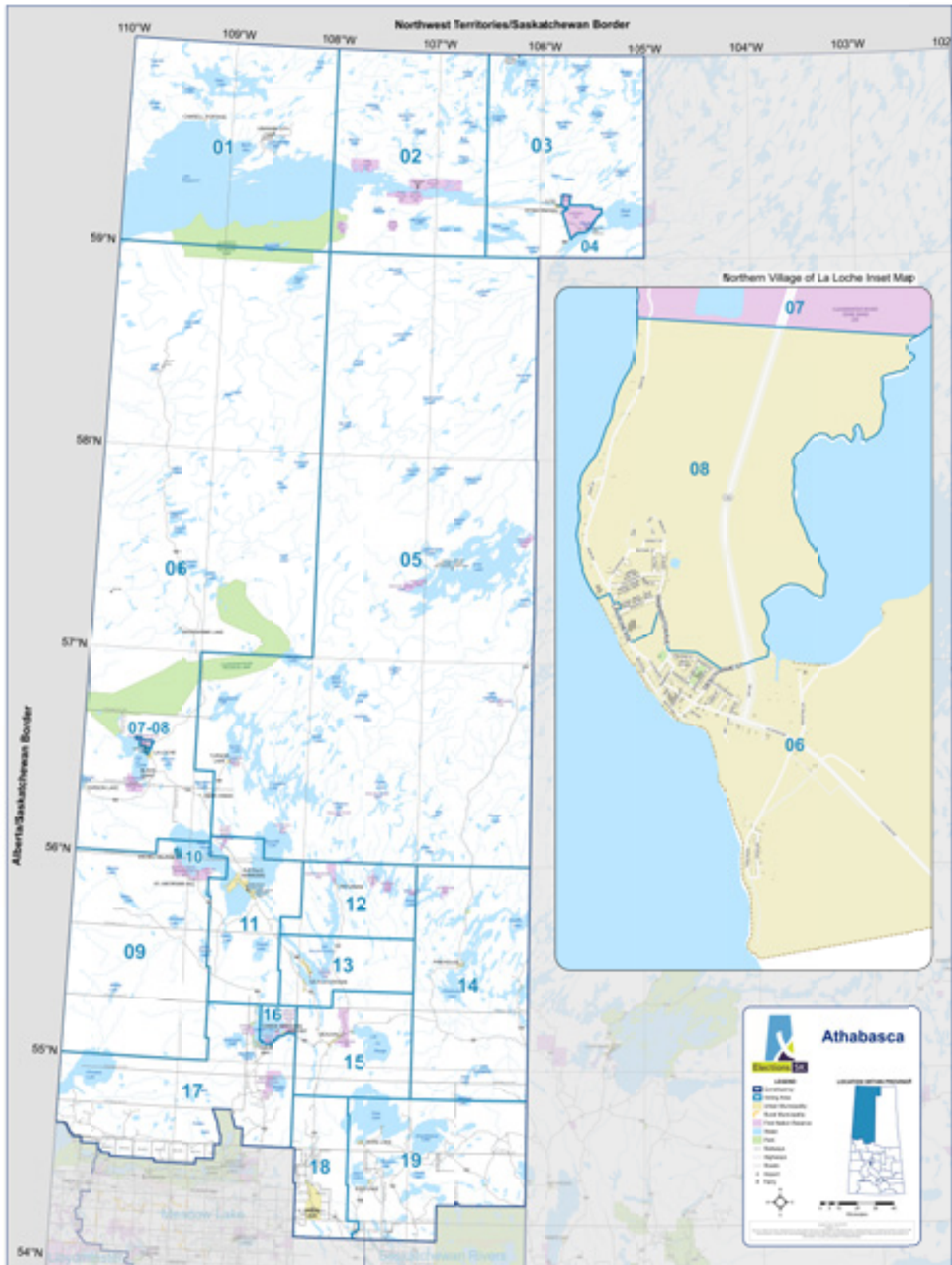
56.8%

Percentage
of Eligible
Electors Who
Voted in 2024
(estimated)



Vote Summary by Constituency Polling Division

VOTE SUMMARY BY CONSTITUENCY POLLING DIVISION: ATHABASCA

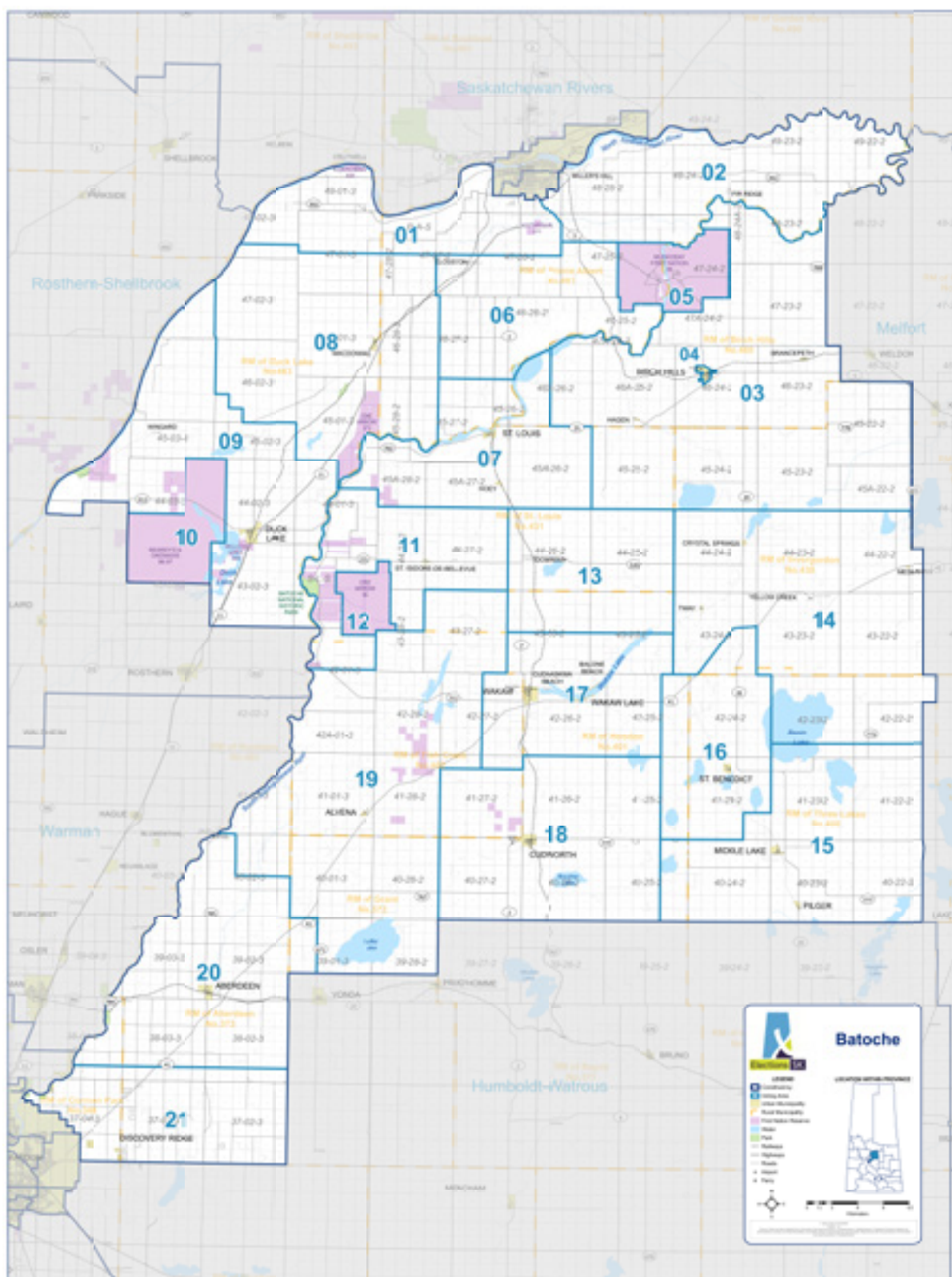


Athabasca - Polling Location			Votes Cast For			Ballots	
Poll	Poll Name	Registered Voters	Leroy Laliberte NDP	Raven Reid SGP	Jim Lemaigre SP	Rejected Ballots	Votes For Cands
1	Ben McIntyre School Gym	54	9	0	8	0	17
2	Fond du Lac Band Hall	453	7	1	42	0	50
3	Stony Rapids School Gym	138	17	1	22	0	40
4	Joe Cook Memorial Youth Centre	738	5	1	23	1	29
5	Birch Narrows Dene Nation Arena	371	86	2	3	4	91
6	La Loche Community Hall	1,002	44	0	38	0	82
7	Clearwater Hall	594	16	0	41	0	57
8	La Loche Community Hall	735	35	1	32	0	68
9	Dillon Band Hall	609	73	4	35	0	112
10	Michel Village Office	21	4	0	6	0	10
11	Lakeview Complex	774	84	0	28	0	112
12	William Apeis Memorial Band Hall	461	76	0	7	2	83
13	CILX Radio Station Board Room	942	166	4	17	2	187
14	Multi Use Centre	746	15	1	84	0	100
15	BDI Gymnasium	544	129	1	5	2	135
16	Canoe Narrows Band Hall	627	78	2	7	0	87
17	Cole Bay Hall	95	19	1	6	0	26
18	Green Lake Recreation Complex	341	18	0	11	0	29
19	Dore Lake Hall	49	8	0	17	0	25
A001	BDI Gymnasium	-	125	1	15	0	141
A002	CILX Radio Station Board Room	-	252	3	16	0	271
A003	Multi Use Centre	-	58	6	284	2	348
A004	Dillon Band Hall	-	49	4	23	0	76
A005	Green Lake Recreation Complex	-	72	1	30	0	103
A006	Lakeview Complex	-	163	5	38	1	206
A007	La Loche Community Hall	-	99	1	164	2	264
A008	Canoe Narrows Band Hall	-	86	4	2	1	92
Home	Homebound	-	0	0	0	0	0
HRT	Hospital, Remand and Temporarily Displaced	-	13	1	19	3	33
PCF	Personal Care Facilities	16	10	0	1	0	11
VBM	Vote By Mail	-	7	0	11	5	18
Totals		9,310	1,823	45	1,035	25	2,903

	Candidate Elected - Leroy Laliberte					
	Plurality	788				
	% Who Voted	31.45%				
	% By Party		62.80%	1.55%	35.65%	



VOTE SUMMARY BY CONSTITUENCY POLLING DIVISION: BATOCHÉ

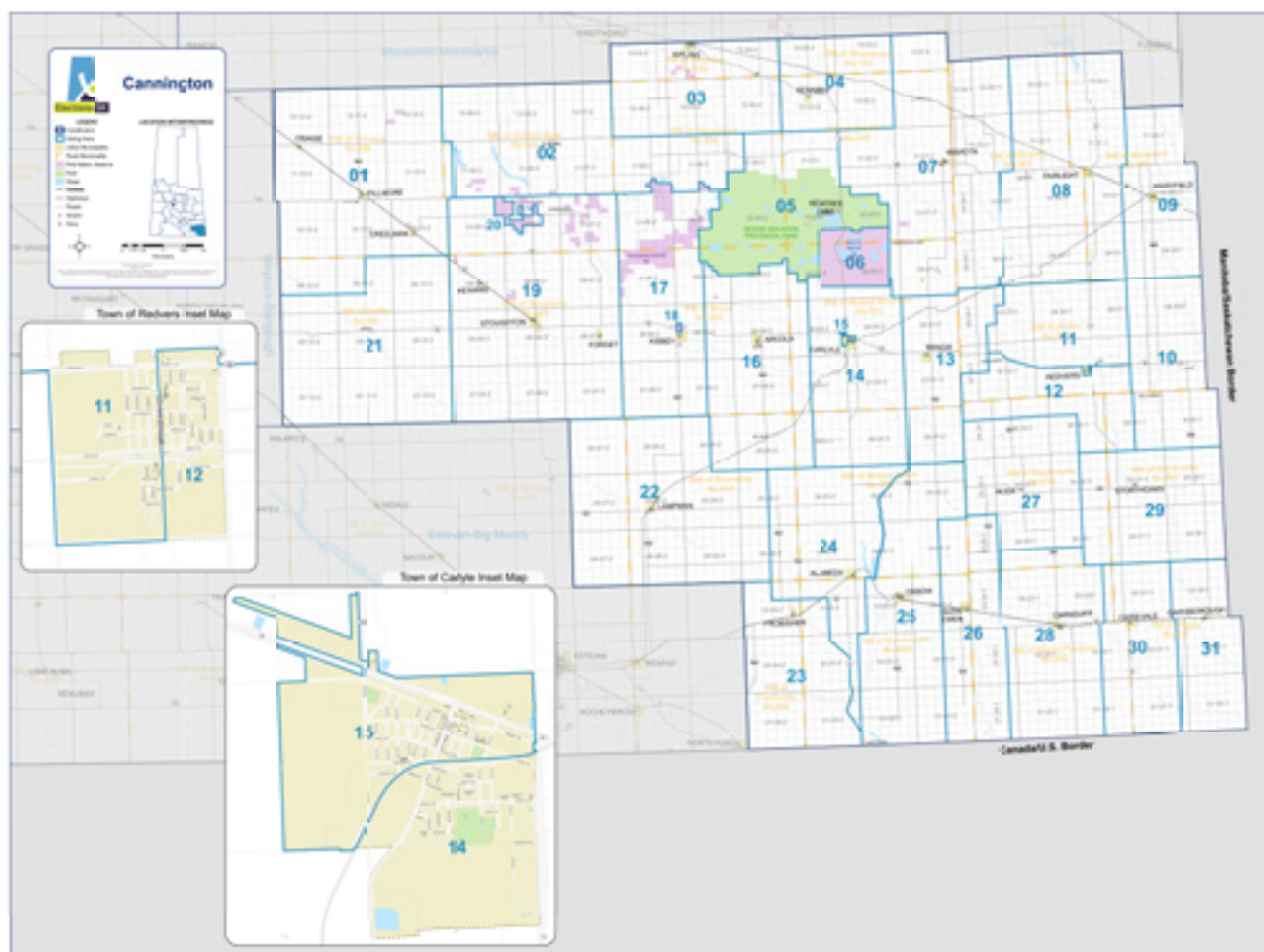


Batoche - Polling Location			Votes Cast For				Ballots	
Poll	Poll Name	Registered Voters	Trina Miller NDP	Hamish Graham SGP	Darlene Rowden SP	Erin Nicole Spencer SUP	Rejected Ballots	Votes For Cands
1	Lily Plain Co-op Hall	702	35	3	99	17	0	154
2	East Central School	708	88	5	174	15	0	282
3	Birch Hills Civic Centre	704	42	2	106	9	0	159
4	Birch Hills Civic Centre	767	65	4	78	8	0	155
5	Muskoday Band Hall	485	91	1	14	8	1	114
6	Osborne School	354	21	1	65	12	0	99
7	St. Louis Community Hall	581	103	5	156	11	0	275
8	MacDowall Lions Rec Centre	418	29	4	120	14	2	167
9	Duck Lake Legion Hall	744	98	7	117	21	3	243
10	Beardy's Justice Centre	509	70	0	8	1	1	79
11	Bellevue Community Hall	261	53	1	87	23	1	164
12	One Arrow Elder's Hall	324	110	4	2	0	1	116
13	Domremy Community Hall	267	28	4	99	6	0	137
14	Yellow Creek Community Centre	279	18	0	91	3	0	112
15	Middle Lake Multiplex	538	17	3	80	15	1	115
16	St. Benedict Community Centre	158	10	4	44	2	0	60
17	Wakaw Legion Branch Hall	1,000	65	2	118	18	1	203
18	Cudworth Senior Recreation Centre	772	67	6	267	11	1	351
19	Alvena Community Centre	365	17	2	87	6	0	112
20	Aberdeen Community Hall	966	49	5	178	20	0	252
21	Prairie Christian Academy	947	72	5	121	19	0	217
A001	Wakaw Legion Branch Hall	-	182	8	451	36	0	677
A002	Middle Lake Multiplex	-	59	7	224	10	0	300
A003	Birch Hills Civic Centre	-	198	20	384	27	2	629
A004	RM of Prince Albert Office	-	197	3	562	46	2	808
A005	Aberdeen Community Hall	-	192	14	412	60	3	678
A006	Beardy's Justice Centre	-	74	3	39	9	0	125
Home	Homebound	-	0	0	0	0	0	0
HRT	Hospital, Remand and Temporarily Displaced	-	11	0	12	1	0	24
PCF	Personal Care Facilities	216	27	13	52	12	1	104
VBM	Vote By Mail	-	122	3	168	10	38	303
Totals		12,065	2,210	139	4,415	450	58	7,214

	Candidate Elected - Darlene Rowden						
	Plurality	2,205					
	% Who Voted	60.27%					
	% By Party		30.63%	1.93%	61.20%	6.24%	



VOTE SUMMARY BY CONSTITUENCY POLLING DIVISION: CANNINGTON



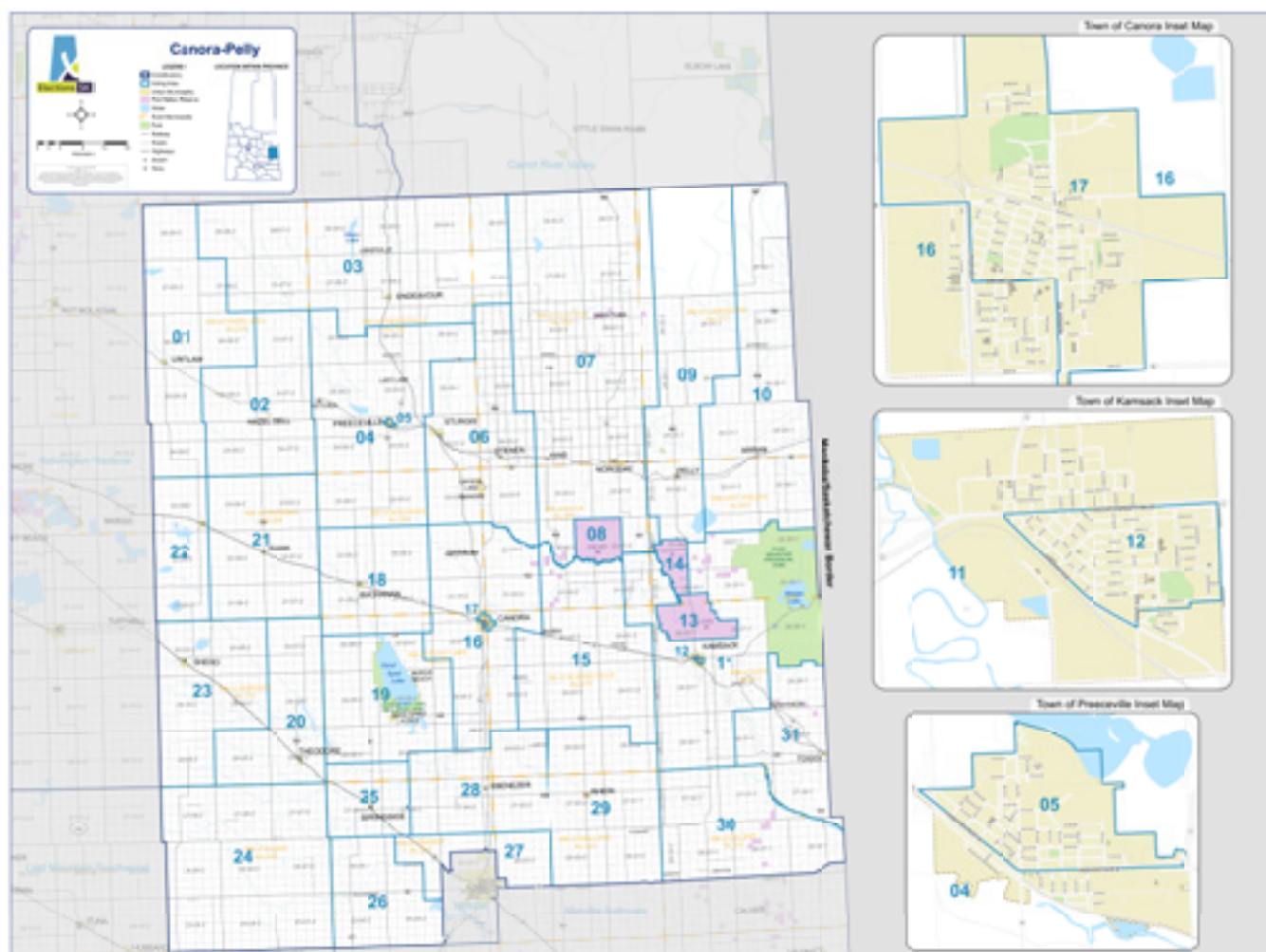
Cannington - Polling Location			Votes Cast For					Ballots	
Poll	Poll Name	Registered Voters	Michelle Krieger	Dianne Twietmeyer	Natalie Lund-Clysdale	Daryl Harrison	Barbara Helfrick	Rejected Ballots	Votes For Cands
			BPSK	NDP	SGP	SP	SUP		
1	Village of Fillmore Office	466	13	38	3	196	13	1	263
2	Corning Community Hall	222	4	5	2	100	6	0	117
3	Kipling Community Centre & Town Hall	893	4	45	6	151	12	0	218
4	Kennedy Friendship Centre	296	2	22	7	113	4	0	148
5	Kenosee Lake Four Seasons Drop-In	409	2	34	3	133	12	1	184
6	White Bear First Nation Community Hall	452	1	38	1	14	0	0	54
7	Wawota Drop In Centre	719	4	31	2	143	13	0	193
8	Fairlight Drop In Centre	228	3	11	0	68	13	0	95
9	Maryfield Harmony Senior Centre	330	7	23	0	149	9	0	188

Cannington - Polling Location			Votes Cast For					Ballots	
Poll	Poll Name	Registered Voters	Michelle Krieger	Dianne Twietmeyer	Natalie Lund-Clysdale	Daryl Harrison	Barbara Helfrick	Rejected Ballots	Votes For Cands
			BPSK	NDP	SGP	SP	SUP		
10	Antler Community Hall	177	4	3	1	47	2	1	57
11	Redvers Golden Age Centre	465	9	11	1	97	12	0	130
12	Redvers Golden Age Centre	551	10	11	5	90	4	0	120
13	Manor Community Hall	336	6	4	0	130	3	0	143
14	Carlyle Happy Gang Club	704	6	29	2	132	6	1	175
15	Carlyle Happy Gang Club	587	4	21	2	82	2	1	111
16	The Optimist Legion Hall	697	8	43	6	229	17	1	303
17	Kisbey Rec Centre	237	5	7	0	83	6	0	101
18	Pheasant Rump Community Centre	54	0	34	1	3	0	1	38
19	Stoughton Legion Hall	800	9	30	3	175	8	0	225
20	Ocean Man Band Hall	96	2	19	2	16	2	0	41
21	Griffin Community Recreation Centre	284	4	23	0	100	27	3	154
22	Lampman Prairie Lily Club	776	9	17	0	155	9	2	190
23	Frobisher Union Church	200	11	6	0	68	6	0	91
24	Alameda Merrymakers	473	52	27	0	173	6	0	258
25	Oxbow Friendship Club	1,089	47	16	3	116	13	0	195
26	Glen Ewen Communiplex	250	16	7	0	66	6	0	95
27	Alida Golden Gate Centre	233	27	8	0	80	4	0	119
28	St. Andrew's United Church	852	41	42	4	372	15	0	474
29	Stortheoaks Sunshine Club	209	2	2	0	105	13	0	122
30	Carievale Community Hall	305	21	12	1	114	5	0	153
31	Gainsborough Community Hall	249	20	8	1	101	0	0	130
A001	Oxbow Friendship Club	-	83	63	4	389	38	1	577
A002	Redvers Golden Age Centre	-	26	56	3	361	23	0	469
A003	Wawota Drop In Centre	-	8	35	7	259	16	0	325
A004	Kipling Community Centre & Town Hall	-	12	61	9	292	19	1	393
A005	Carlyle Happy Gang Club	-	30	108	7	571	23	1	739
A006	Stoughton Legion Hall	-	8	54	4	268	19	0	353
A007	Lampman Prairie Lily Club	-	15	21	3	234	27	0	300
Home	RESULTS COMBINED WITH HRT								
HRT	Hospital, Remand and Temporarily Displaced	-	2	3	1	6	1	1	13
PCF	Personal Care Facilities	272	5	32	6	59	7	0	109
VBM	Vote By Mail	-	7	63	3	117	3	14	193
	Totals	13,911	549	1,123	103	6,157	424	30	8,356

	Candidate Elected - Daryl Harrison								
	Plurality	5,034							
	% Who Voted	60.28%							
	% By Party		6.57%	13.44%	1.23%	73.68%	5.07%		



VOTE SUMMARY BY CONSTITUENCY POLLING DIVISION: CANORA-PELLEY



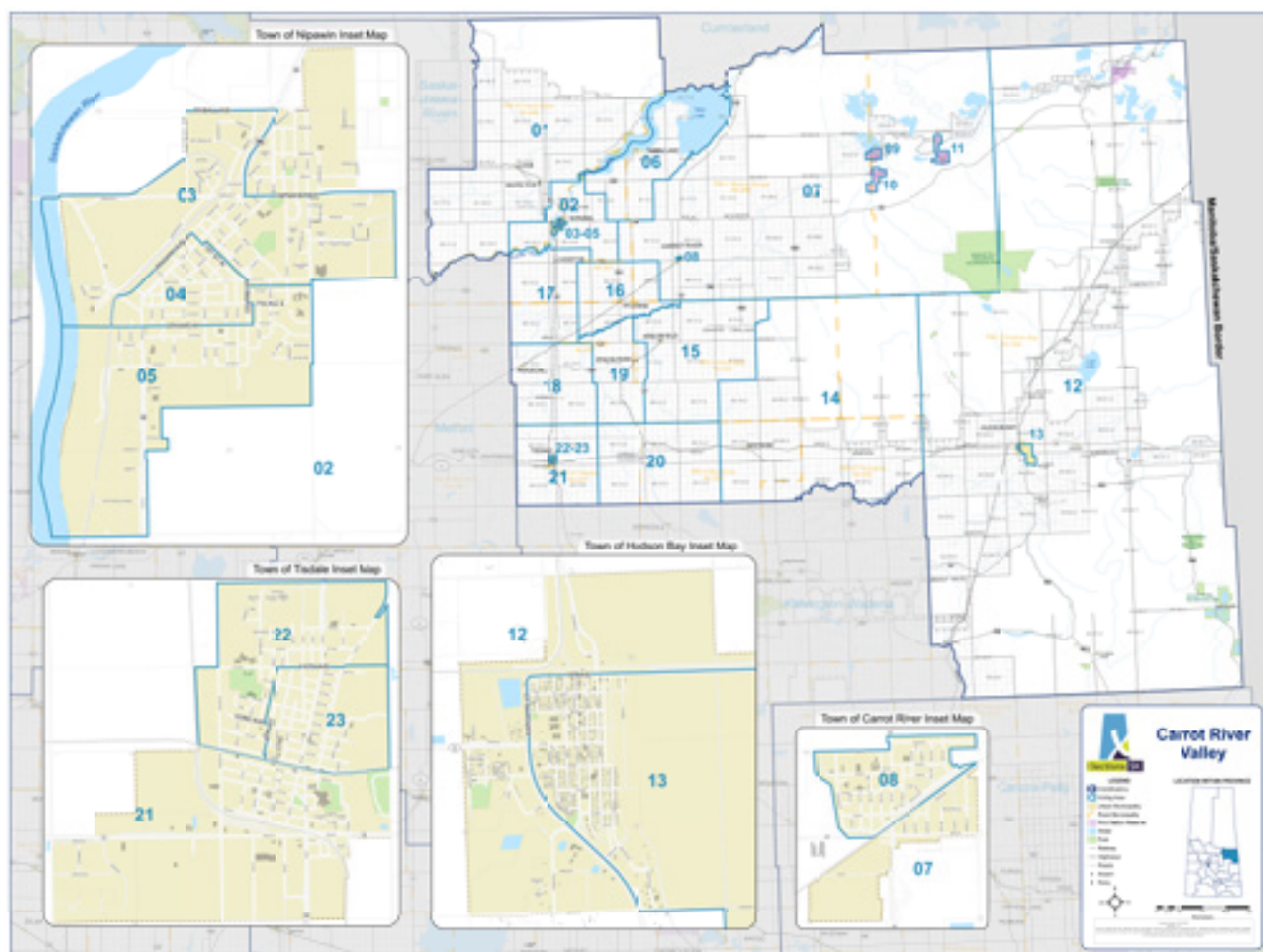
Canora-Pelly - Polling Location			Votes Cast For				Ballots	
Poll	Poll Name	Registered Voters	Niall Schofield	Wynn Fedorchuk	Casimira Rimando	Sean Wilson	Rejected Ballots	Votes For Cands
			BPSK	NDP	SGP	SP		
1	Lintlaw Community Hall	249	3	11	5	85	1	104
2	Hazel Dell Recreation Centre	197	2	6	1	91	0	100
3	Endeavour School Community Complex	307	2	24	3	73	0	102
4	Preeceville Club 60	598	4	16	4	77	0	101
5	Preeceville and Community Legion Hall	597	2	20	3	85	0	110
6	Sturgis & District Community Hall	876	6	68	3	223	2	300
7	Norquay Seniors Nice Centre	890	1	28	1	129	2	159
8	Key First Nation Administration Building	97	20	19	2	4	0	45
9	Pelly Happy Hearts	305	6	29	2	91	0	128
10	Arran Sunshine Center	186	2	11	2	63	0	78

Canora-Pelly - Polling Location			Votes Cast For				Ballots	
Poll	Poll Name	Registered Voters	Niall Schofield BPSK	Wynn Fedorchuk NDP	Casimira Rimando SGP	Sean Wilson SP	Rejected Ballots	Votes For Cands
11	Kamsack Royal Canadian Legion	864	4	51	1	85	2	141
12	St. Josaphat Parish Hall/Ukrainian Catholic Hall	749	6	32	4	84	0	126
13	Cote First Nation Band Hall	402	13	78	0	5	0	96
14	Keeseekoose First Nation Band Hall	276	4	81	1	3	1	89
15	Veregin New Horizons Community Hall	239	2	12	1	44	0	59
16	Canora Activity Centre	852	5	36	3	86	2	130
17	Canora Rainbow Hall	1,017	10	43	6	101	2	160
18	Buchanan Community Hall	285	4	21	2	119	0	146
19	Good Spirit Recreational Hall	386	1	29	3	75	0	108
20	Theodore & District Recreation Complex	355	1	18	2	40	0	61
21	St Anthony's Roman Catholic Church Hall	199	2	13	4	92	2	111
22	Invermay Community Hall	198	2	20	1	95	1	118
23	Sheho and District Community Center-Banquet Room	234	4	10	2	106	0	122
24	Jedburgh Rink	272	2	16	1	85	0	104
25	Springside Town Hall	514	6	48	8	178	0	240
26	Willowbrook Community Centre	259	0	15	2	80	0	97
27	SIGN on Broadway	197	3	10	4	28	1	45
28	Ebenezer Community Center	370	4	14	4	133	0	155
29	Rhein Golden Agers	332	7	24	3	117	0	151
30	Wroxton Recreation Centre	194	1	9	0	89	0	99
31	Silver Thread Community Centre	181	7	14	2	53	0	76
A001	Canora Rainbow Hall	-	22	233	16	648	0	919
A002	Preeceville Club 60	-	19	185	9	556	0	769
A003	Theodore & District Recreation Complex	-	8	44	4	191	1	247
A004	St. Josaphat Parish Hall/Ukrainian Catholic Hall	-	11	193	14	397	1	615
A005	Norquay Seniors Nice Centre	-	7	74	5	307	9	393
A006	SIGN on Broadway	-	9	62	13	289	0	373
Home	RESULTS COMBINED WITH HRT							
HRT	Hospital, Remand and Temporarily Displaced	-	1	9	1	9	1	20
PCF	Personal Care Facilities	281	9	56	12	97	2	174
VBM	Vote By Mail	-	1	69	0	114	13	184
Totals		12,958	223	1,751	154	5,227	43	7,355

	Candidate Elected - Sean Wilson							
	Plurality	3,476						
	% Who Voted	57.09%						
	% By Party		3.03%	23.81%	2.09%	71.07%		



VOTE SUMMARY BY CONSTITUENCY POLLING DIVISION: CARROT RIVER VALLEY



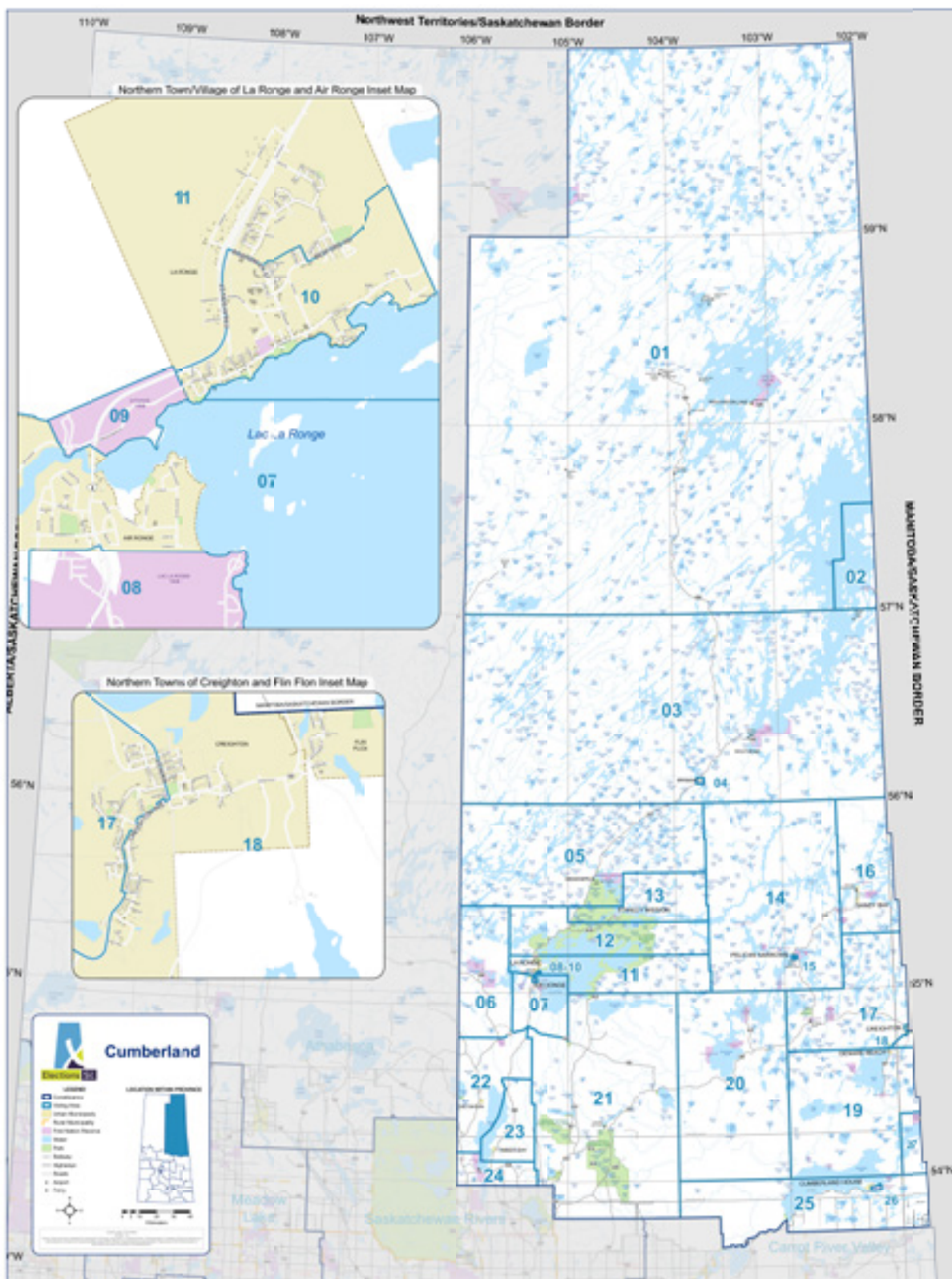
Carrot River Valley - Polling Location			Votes Cast For				Ballots	
Poll	Poll Name	Registered Voters	CJ Binkley NDP	Liam Becker Lau SGP	Terri Bromm SP	Shauna Stanley Seymour SUP	Rejected Ballots	Votes For Cands
1	White Fox Community Hall	858	25	6	118	25	0	174
2	Evergreen Centre	1,037	29	3	122	25	0	179
3	Nipawin Senior Citizen Centre	970	45	2	114	12	1	173
4	Nipawin Elks & Royal Purple	871	32	1	73	10	1	116
5	Wagner School	776	38	0	96	13	0	147
6	Tobin Lake Community Centre	255	13	1	52	10	0	76
7	Pioneer Place Senior Hall	710	25	0	110	13	0	148
8	Pioneer Place Senior Hall	1,117	30	5	76	8	0	119

Carrot River Valley - Polling Location			Votes Cast For				Ballots	
Poll	Poll Name	Registered Voters	CJ Binkley NDP	Liam Becker Lau SGP	Terri Bromm SP	Shauna Stanley Seymour SUP	Rejected Ballots	Votes For Cands
9	RESULTS, INCLUDING REGISTERED VOTERS, COMBINED WITH POLL 8							
10	RESULTS, INCLUDING REGISTERED VOTERS, COMBINED WITH POLL 8							
11	Wacihk Educational Complex	331	28	8	34	6	1	76
12	Hudson Bay Elk & Royal Purple	883	40	7	115	28	0	190
13	St. Patrick's Anglican Church	886	30	0	93	20	0	143
14	Mistatim Seniors Centre	214	13	3	81	10	1	107
15	Arborfield Community Hall	409	8	2	151	40	0	201
16	Aylsham & District Community Complex	168	5	1	51	4	0	61
17	Codette Community Centre	399	14	2	88	25	0	129
18	Ridgedale Centennial Hall	256	10	0	77	19	0	106
19	Zenon Park Community Hall	259	41	0	78	34	1	153
20	Crooked River Community Hall	236	17	2	63	15	1	97
21	St. Matthews Anglican Church	844	27	3	118	35	1	183
22	St. Matthews Anglican Church	858	27	2	108	24	0	161
23	St. Matthews Anglican Church	867	26	2	109	31	0	168
A001	Evergreen Centre	-	127	9	530	49	3	715
A002	Evergreen Centre	-	149	17	450	43	1	659
A003	Pioneer Place Senior Hall	-	55	5	383	35	1	478
A004	White Fox Community Hall	-	56	9	241	34	0	340
A005	Mamawe Community Hall	-	7	4	17	5	0	33
A006	Hudson Bay Elk & Royal Purple	-	172	15	359	92	3	638
A007	St. Matthews Anglican Church	-	204	16	769	150	1	1,139
Home	Homebound	-	0	0	0	0	0	0
HRT	Hospital, Remand and Temporarily Displaced	-	6	2	14	3	1	25
PCF	Personal Care Facilities	252	22	12	51	12	4	97
VBM	Vote By Mail	-	74	1	116	14	40	205
	Totals	13,456	1,395	140	4,857	844	61	7,236

	Candidate Elected - Terri Bromm						
	Plurality	3,462					
	% Who Voted	54.23%					
	% By Party		19.28%	1.93%	67.12%	11.66%	



VOTE SUMMARY BY CONSTITUENCY POLLING DIVISION: CUMBERLAND

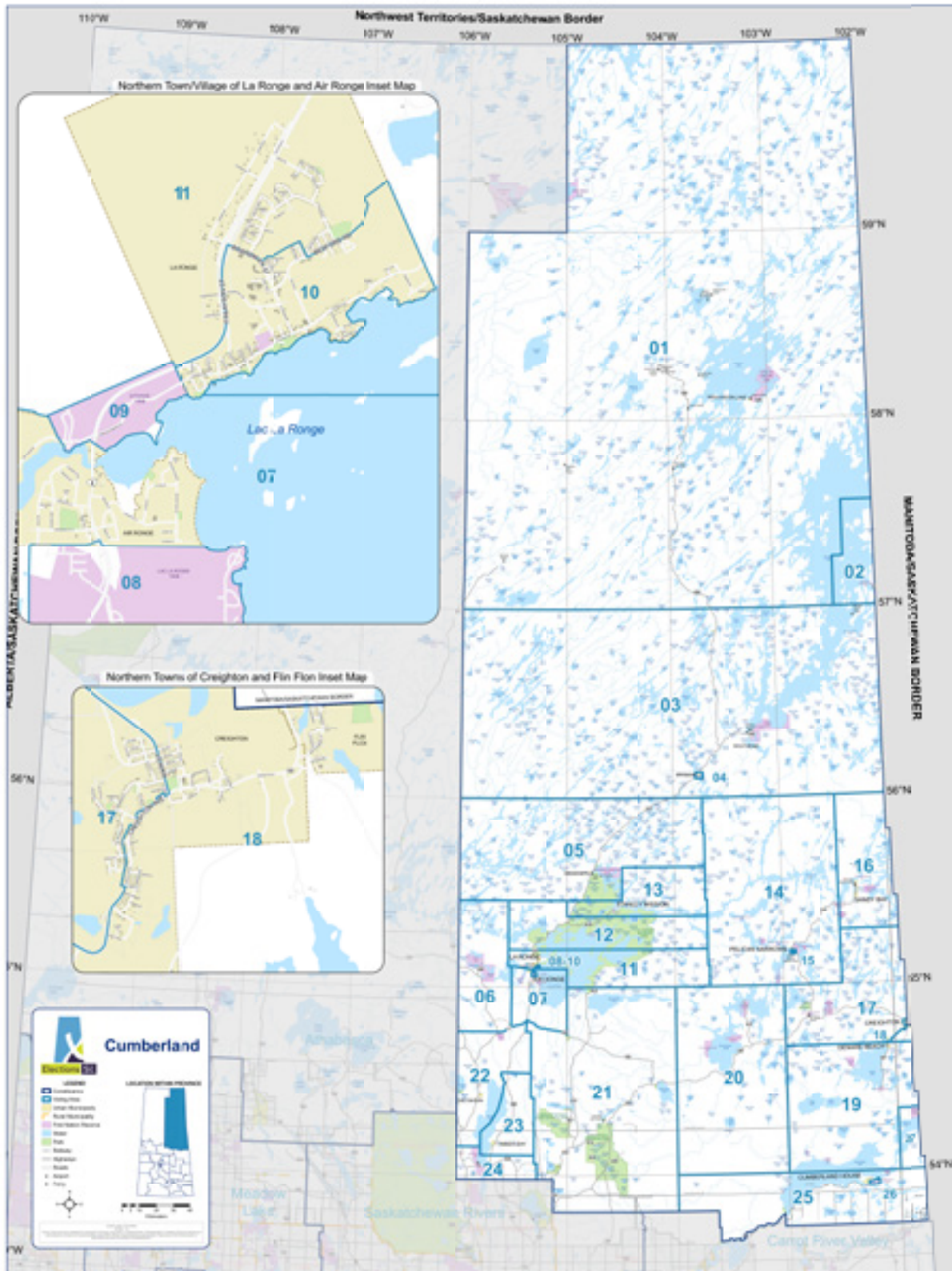


Cumberland - Polling Location			Votes Cast For				Ballots	
Poll	Poll Name	Registered Voters	Nasser Dean Chalifoux IND	Jordan McPhail NDP	Siwichis Bird-Paddy SGP	Gregory Seib SP	Rejected Ballots	Votes For Cands
1	Hatchet Lake Band Hall	668	0	15	1	9	1	25
2	RESULTS, INCLUDING REGISTERED VOTERS, COMBINED WITH POLL 4							
3	Southend Band Hall	540	0	60	2	19	0	81
4	Ospwakun Sepe School	28	0	5	3	1	0	9
5	Grandmothers Bay Community Hall	221	3	45	5	25	0	78
6	Charlie Halkett Memorial Band Hall	315	5	24	1	10	0	40
7	Elks Hall	903	0	91	3	53	0	147
8	Jonas Roberts Memorial Community Center	1,331	4	57	2	11	0	74
9	Kitsaki Hall	420	0	10	2	3	0	15
10	Kikinahk Friendship Centre	943	1	59	1	29	0	90
11	Kikinahk Friendship Centre	1,018	3	83	5	42	1	133
12	Sucker River Band Hall	270	0	37	3	11	1	51
13	Stanley Mission Community Hall	1,159	3	116	12	19	0	150
14	Pelican Narrows Band Office	466	0	36	1	18	0	55
15	Pelican Narrows Band Office	911	1	48	5	34	0	88
16	Gary Morin Memorial Hall	673	1	68	7	33	0	109
17	Creighton Community Hall	674	2	36	4	48	0	90
18	Creighton Community Hall	633	0	38	2	57	0	97
19	Denareplex	648	1	53	4	93	0	151
20	Deschambault Lake Band Hall	631	1	43	2	151	0	197
21	Little Bear Lake Coffee Shop	100	1	8	1	49	0	59
22	Mochikun Hall	123	1	20	1	22	0	44
23	Timber Bay School	36	0	5	2	0	0	7
24	Montreal Lake Band Office	617	1	42	16	8	2	67
25	Cumberland House Village Veterans Hall	441	0	71	3	36	2	110
26	Cumberland House Cree Nation Senator Hall	266	0	21	1	3	0	25
27	Sturgeon Landing Youth Center	47	0	3	0	9	0	12
A001	Creighton Recreation & Tourism Office	-	4	69	3	110	0	186
A002	Cumberland House Cree Nation Senator Hall	-	2	42	10	21	0	75
A003	Jonas Roberts Memorial Community Center	-	1	256	10	56	0	323
A004	Stanley Mission Community Hall	-	3	158	8	42	0	211

Continued on next page



VOTE SUMMARY BY CONSTITUENCY POLLING DIVISION: CUMBERLAND



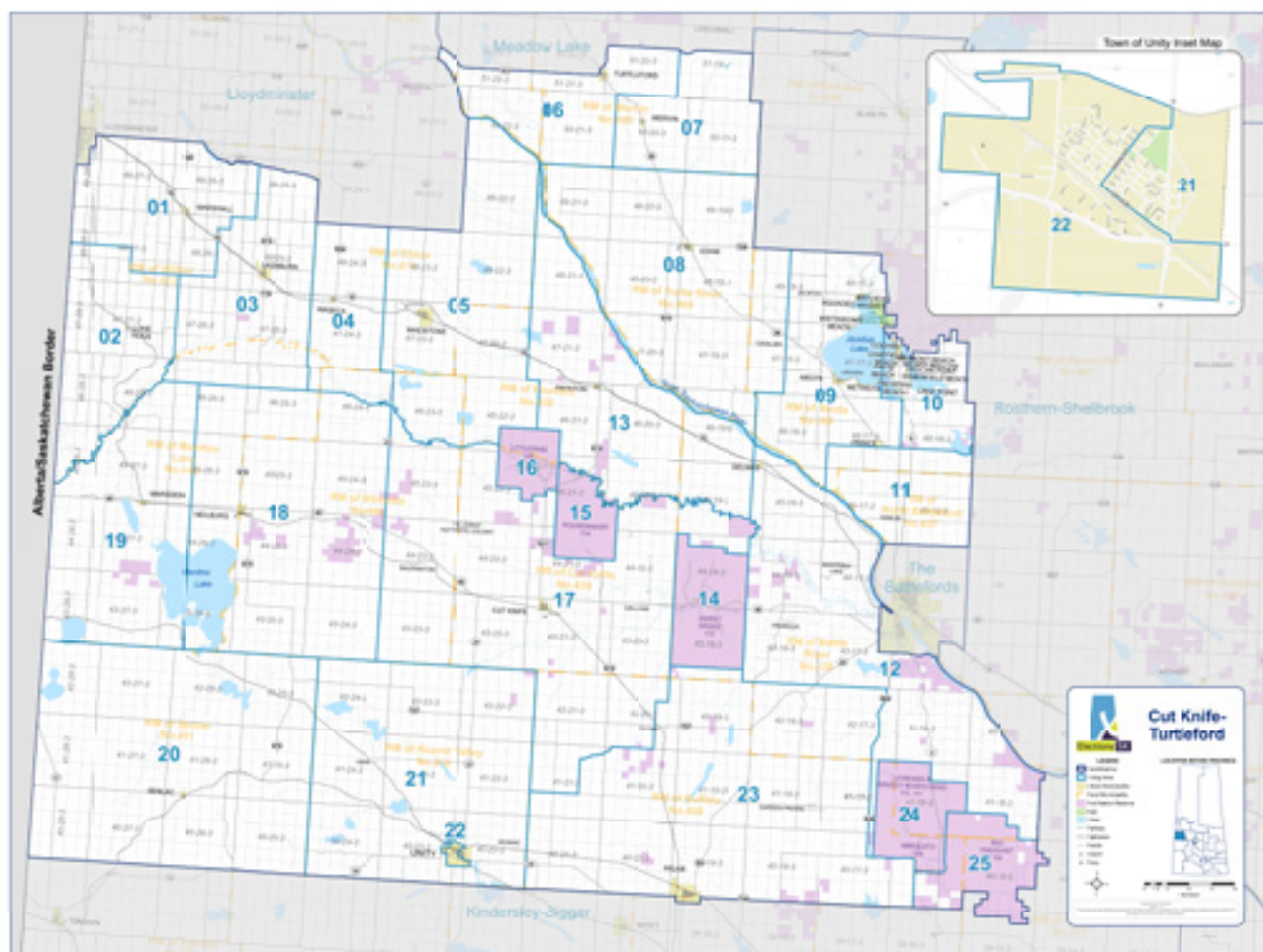
CUMBERLAND (CONTINUED)

Cumberland - Polling Location			Votes Cast For				Ballots	
			Nasser Dean Chalifoux	Jordan McPhail	Siwichis Bird-Paddy	Gregory Seib		
Poll	Poll Name	Registered Voters	IND	NDP	SGP	SP	Rejected Ballots	Votes For Cands
A005	Pelican Narrows Band Office	-	2	83	13	210	5	308
A006	Kikinahk Friendship Centre	-	3	252	10	132	1	397
A007	Kikinahk Friendship Centre	-	6	217	10	125	0	358
A008	Creighton Recreation & Tourism Office	-	0	50	8	86	0	144
Home	Homebound	-	0	0	0	0	0	0
HRT	Hospital, Remand and Temporarily Displaced	-	1	23	7	30	2	61
PCF	Personal Care Facilities	28	0	7	3	0	0	10
VBM	Vote By Mail	-	0	38	2	37	12	77
	Totals	14,110	50	2,289	173	1,642	27	4,154

	Candidate Elected - Jordan McPhail							
	Plurality	647						
	% Who Voted	29.63%						
	% By Party		1.20%	55.10%	4.16%	39.53%		



VOTE SUMMARY BY CONSTITUENCY POLLING DIVISION: CUT KNIFE-TURTLEFORD



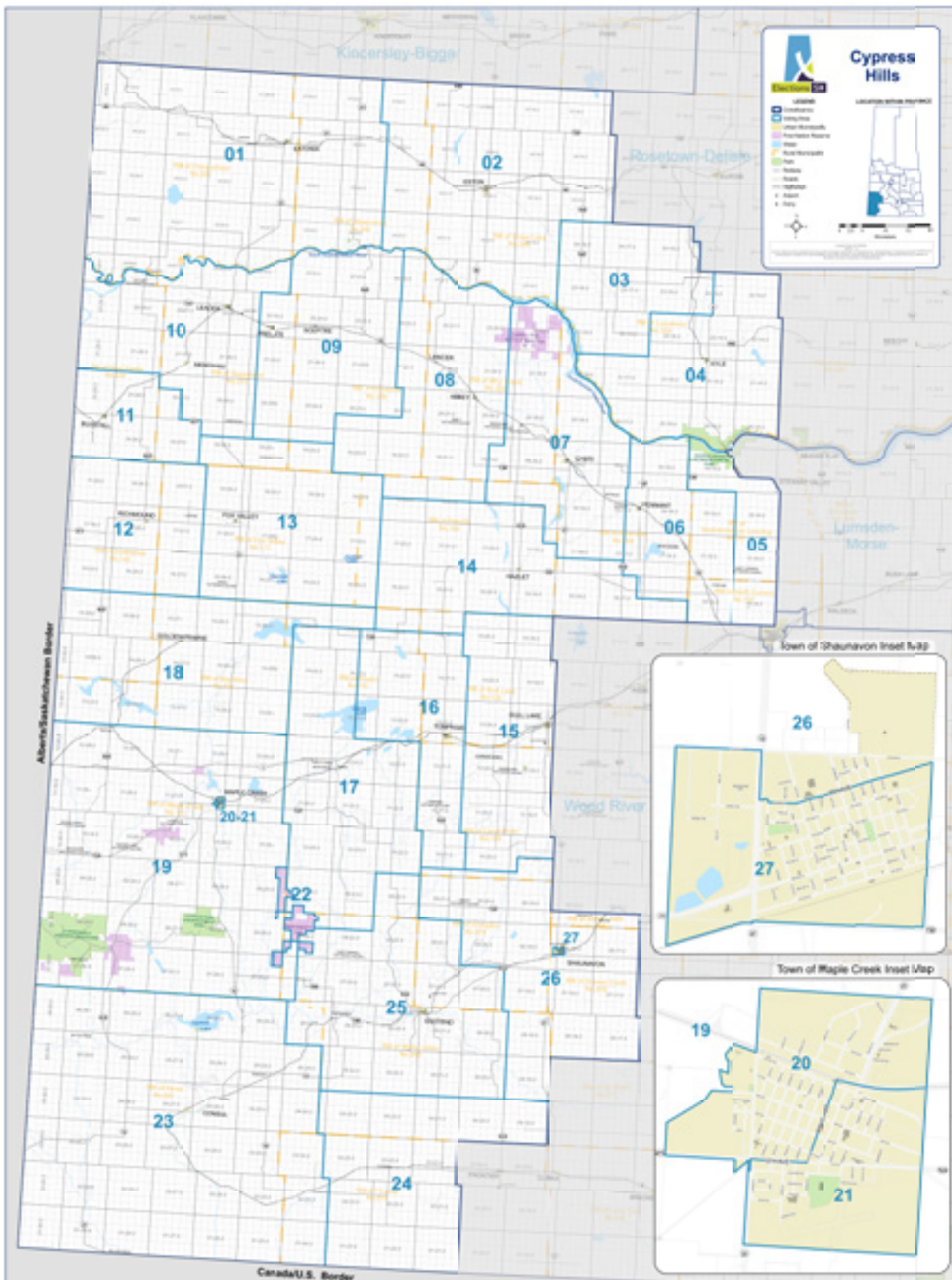
Cut Knife-Turtleford - Polling Location			Votes Cast For				Ballots	
Poll	Poll Name	Registered Voters	Clayton Poole NDP	Holly Ennis SGP	James Thorsteinson SP	Steve Gessner SUP	Rejected Ballots	Votes For Cands
1	Marshall Legion Hall	878	33	4	267	21	2	325
2	Lone Rock Community Hall	266	21	3	84	8	0	116
3	Lashburn Community Hall	1,043	33	4	180	16	0	233
4	Waseca Community Centre	212	4	3	45	3	0	55
5	Maidstone Senior Citizen Drop-In Centre	1,087	35	2	158	9	0	204
6	Turtleford Lions Hall	484	31	4	78	12	0	125
7	Mervin Complex	247	23	4	95	6	0	128
8	Edam Senior Centre	661	25	10	304	62	0	401

Cut Knife-Turtleford - Polling Location			Votes Cast For				Ballots	
Poll	Poll Name	Registered Voters	Clayton Poole NDP	Holly Ennis SGP	James Thorsteinson SP	Steve Gessner SUP	Rejected Ballots	Votes For Cands
9	Meota Community Complex	660	53	4	250	23	4	330
10	Cochin Community Hall	444	58	5	154	10	0	227
11	North Battleford Senior Citizens Action Now	203	3	2	42	2	1	49
12	Alex Dillabough Centre	760	26	4	107	6	2	143
13	Paynton Community Centre	243	12	4	84	6	0	106
14	Sweetgrass First Nation Community Centre	355	57	7	3	4	0	71
15	Poundmaker Veterans Hall	374	36	2	5	0	0	43
16	Little Pine First Nation Elders Hall	373	74	1	10	1	0	86
17	(Former Legion) Hall in Cut Knife	870	24	3	117	12	0	156
18	Neilburg Community Hall	583	23	0	194	46	1	263
19	Marsden Community Hall	369	30	4	159	18	0	211
20	Senlac Community Hall	190	4	4	94	7	0	109
21	Unity Public School	977	51	3	164	14	0	232
22	Unity New Horizons Hall	1,010	45	2	132	20	0	199
23	Saskcan Community Centre	1,258	47	6	181	14	0	248
24	Mosquito First Nation Band Hall	259	26	6	2	2	0	36
25	Chief Glen Keskotagan Community Centre	290	44	1	4	0	1	49
A001	Lashburn Community Hall	-	68	5	354	26	1	453
A002	Turtleford Lions Hall	-	49	1	155	21	0	226
A003	Unity New Horizons Hall	-	166	15	556	49	1	786
A004	Saskcan Community Centre	-	77	7	301	19	0	404
A005	Maidstone Senior Citizen Drop-In Centre	-	53	9	379	47	0	488
A006	(Former Legion) Hall in Cut Knife	-	68	5	214	24	1	311
A007	Alex Dillabough Centre	-	151	11	522	42	0	726
Home	Homebound	-	0	0	0	0	0	0
HRT	Hospital, Remand and Temporarily Displaced	-	8	1	20	3	0	32
PCF	Personal Care Facilities	125	13	4	27	9	6	53
VBM	Vote By Mail	-	65	4	156	4	43	229
Totals		14,221	1,536	154	5,597	566	63	7,853

Candidate Elected - James Thorsteinson							
Plurality	4,061						
% Who Voted	55.66%						
% By Party		19.56%	1.96%	71.27%	7.21%		



CYPRESS HILLS

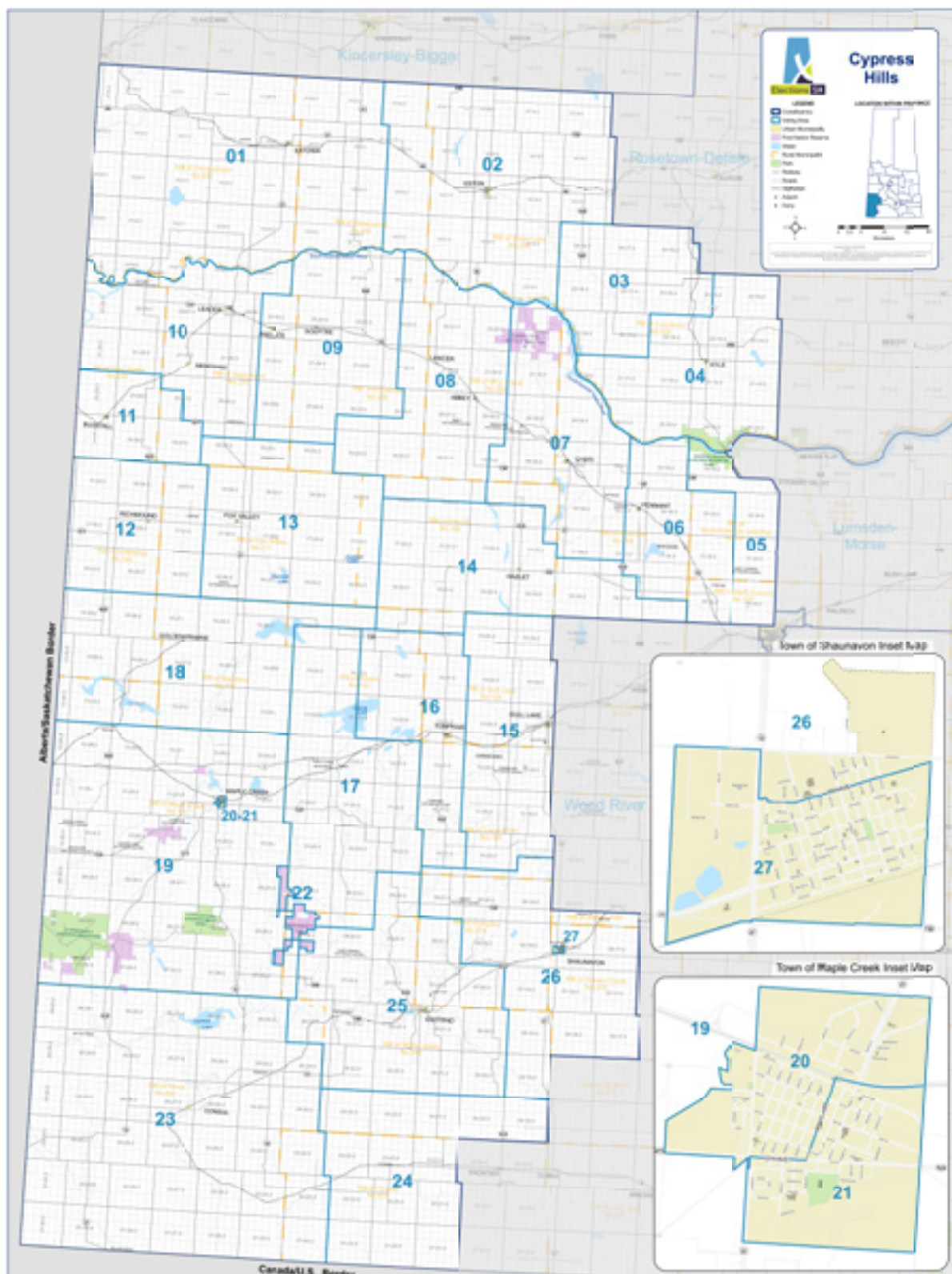


Cypress Hills - Polling Location			Votes Cast For			Ballots	
Poll	Poll Name	Registered Voters	Doug Wilson BPSK	Clare McNab NDP	Doug Steele SP	Rejected Ballots	Votes For Cands
1	Eatonia Community Hall	884	10	24	145	1	179
2	Wheatland Plus 50 Senior Citizens Club	985	16	32	154	0	202
3	Lacadena Community Centre	120	0	5	32	0	37
4	Kyle Community & Elks Hall	627	4	40	96	1	140
5	Christ the Redeemer Parish	299	5	16	98	1	119
6	Success Community Hall	431	10	40	122	0	172
7	Cabri Community Hall	590	13	17	87	0	117
8	Abbey Community Hall	333	4	20	110	0	134
9	Sceptre Recreation Hall	284	6	9	77	0	92
10	Little Flower Catholic Church Hall	828	8	33	142	0	183
11	Burstall & District Community Centre	233	4	18	130	1	152
12	Richmound Community Centre Hall	174	3	19	83	2	105
13	Fox Valley Community Hall	420	20	22	138	0	180
14	Hazlet Community Hall	234	20	14	80	1	114
15	Gull Lake Recreation Complex	943	19	31	162	0	212
16	Tompkins Community Hall	266	16	6	92	0	114
17	Piapot Legion Hall	199	11	10	76	0	97
18	Golden Prairie Community Hall	180	18	7	58	0	83
19	Maple Creek Legion Hall	822	17	20	96	0	133
20	Maple Creek Legion Hall	717	9	42	69	0	120
21	Maple Creek Senior Citizens Centre	806	12	32	62	0	106
22	Nekaneet Band Office	75	1	17	2	0	20
23	Consul Community Hall	320	10	13	160	1	183
24	Claydon Community Hall	84	6	2	30	0	38
25	Eastend Memorial Hall	695	6	39	125	0	170
26	Christ The King Church Hall	866	13	27	142	0	182
27	Shaunavon Legion Hall Branch #40	952	13	22	187	0	222
A001	Maple Creek Legion Hall	-	35	87	328	1	450
A002	Maple Creek Legion Hall	-	37	121	329	1	487
A003	Cabri Community Hall	-	14	64	240	0	318
A004	Christ The King Church Hall	-	23	110	485	0	618
A005	Eastend Memorial Hall	-	10	47	166	2	223
A006	Eatonia Community Hall	-	16	42	230	1	288
A007	Gull Lake Recreation Complex	-	35	74	272	0	381
A008	Kyle Community & Elks Hall	-	4	71	185	1	260
A009	Little Flower Catholic Church Hall	-	18	60	278	0	356

Continued on next page



VOTE SUMMARY BY CONSTITUENCY POLLING DIVISION: CYPRESS HILLS



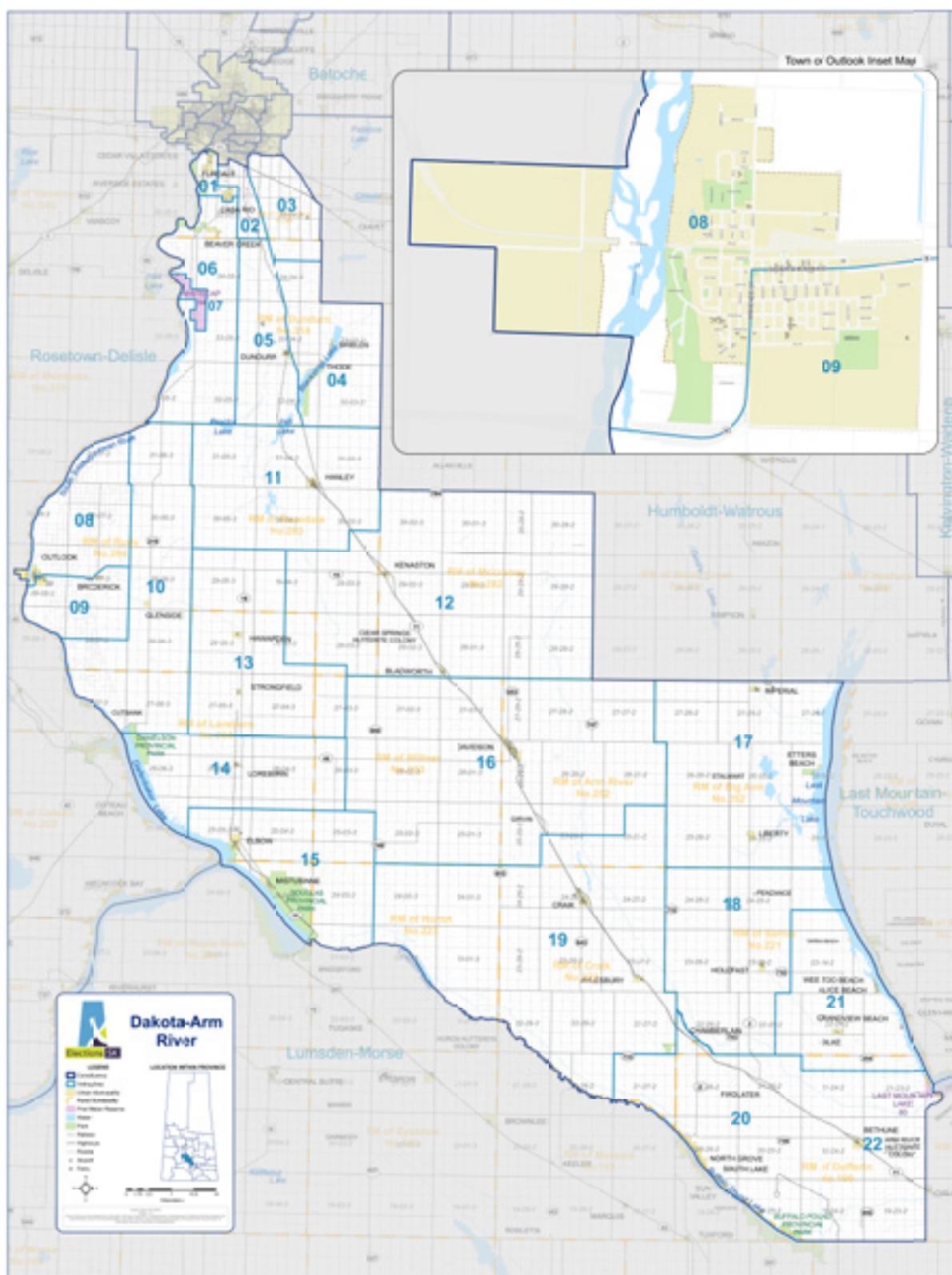
CYPRESS HILLS (CONTINUED)

Cypress Hills - Polling Location			Votes Cast For			Ballots	
Poll	Poll Name	Registered Voters	Doug Wilson BPSK	Clare McNab NDP	Doug Steele SP	Rejected Ballots	Votes For Cands
A010	Wheatland Plus 50 Senior Citizens Club	-	13	81	285	0	379
Home	Homebound	-	0	0	0	0	0
HRT	Hospital, Remand and Temporarily Displaced	-	1	2	8	0	11
PCF	Personal Care Facilities	306	7	33	103	3	143
VBM	Vote By Mail	-	8	97	143	17	248
	Totals	13,673	495	1,466	5,807	34	7,768

	Candidate Elected - Doug Steele						
	Plurality	4,341					
	% Who Voted	57.06%					
	% By Party		6.37%	18.87%	74.76%		



VOTE SUMMARY BY CONSTITUENCY POLLING DIVISION: DAKOTA-ARM RIVER

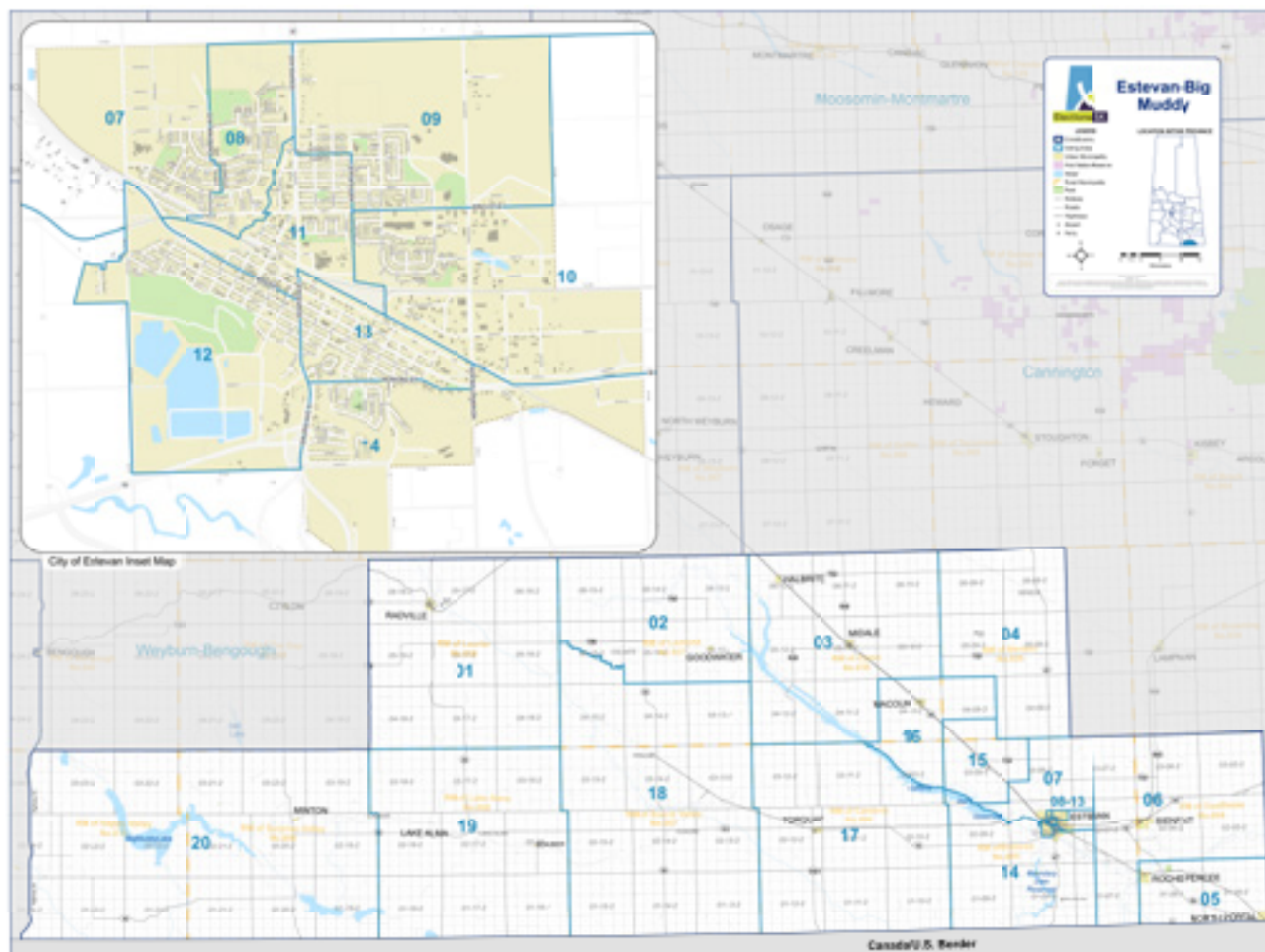


Dakota-Arm River - Polling Location			Votes Cast For					Ballots	
Poll	Poll Name	Registered Voters	Jordan Wiens NDP	Raymond L. Carrick PC	Joseph Reynolds SGP	Barret Kropf SP	Darren Ebenal SUP	Rejected Ballots	Votes For Cands
1	The Glen at Crossmount Glen Lyon Room	773	100	14	0	192	17	1	323
2	The Glen at Crossmount Glen Lyon Room	938	110	20	3	207	21	1	361
3	Baitur Rahmat Mosque /Ahmadiyya Muslim Jama'at	1,143	57	9	1	123	15	0	205
4	Dundurn Community Hall	1,045	54	7	3	94	25	1	183
5	Dundurn Community Hall	881	38	15	2	73	16	1	144
6	The Glen at Crossmount Glen Lyon Room	329	62	2	1	82	14	0	161
7	Whitecap Dakota Nation Fire Hall	329	52	4	0	17	0	0	73
8	Outlook Civic Centre	993	42	5	6	139	18	1	210
9	Outlook Civic Centre	942	53	15	10	145	24	0	247
10	Glenside Activity Centre	254	15	3	0	50	31	0	99
11	Hanley Community Centre	634	63	22	5	193	67	1	350
12	Kenaston Place	630	29	15	7	156	53	0	260
13	Strongfield Community Hall	229	9	4	0	61	16	0	90
14	Loreburn Town and Country Centre	213	10	0	0	33	6	0	49
15	Harbor Golf Community Center	383	44	8	2	101	20	0	175
16	Davidson Town Hall	1,075	33	2	1	108	92	0	236
17	Imperial Community Centre	457	40	17	4	169	38	0	268
18	Schell School	242	7	4	1	86	12	0	110
19	Craik Community Hall	626	53	18	2	190	61	2	324
20	Findlater Community Hall	340	13	5	1	49	8	0	76
21	Dilke Memorial Hall	303	33	14	0	84	11	0	142
22	K+S Potash Canada Community Hall	621	67	19	4	214	28	1	332
A001	Baitur Rahmat Mosque /Ahmadiyya Muslim Jama'at	-	133	18	2	208	19	0	380
A002	Baitur Rahmat Mosque /Ahmadiyya Muslim Jama'at	-	180	17	1	209	17	0	424
A003	Dundurn Community Hall	-	122	29	4	259	40	2	454
A004	Dundurn Community Hall	-	142	27	5	272	51	0	497
A005	Davidson Town Hall	-	102	34	5	417	175	0	733
A006	Findlater Community Hall	-	47	20	2	168	29	1	266
A007	Loreburn Town and Country Centre	-	19	9	3	145	25	1	201
A008	Outlook Heritage Centre	-	201	50	10	519	94	0	874
Home	Homebound	-	0	0	0	0	0	0	0
HRT	Hospital, Remand and Temporarily Displaced	-	2	0	0	9	1	1	12
PCF	Personal Care Facilities	122	19	11	4	25	7	3	66
VBM	Vote By Mail	-	163	6	3	230	23	33	425
Totals		13,502	2,114	443	92	5,027	1,074	50	8,750

	Candidate Elected - Barret Kropf								
	Plurality	2,913							
	% Who Voted	65.18%							
	% By Party		24.16%	5.06%	1.05%	57.45%	12.27%		



VOTE SUMMARY BY CONSTITUENCY POLLING DIVISION: ESTEVAN-BIG MUDDY

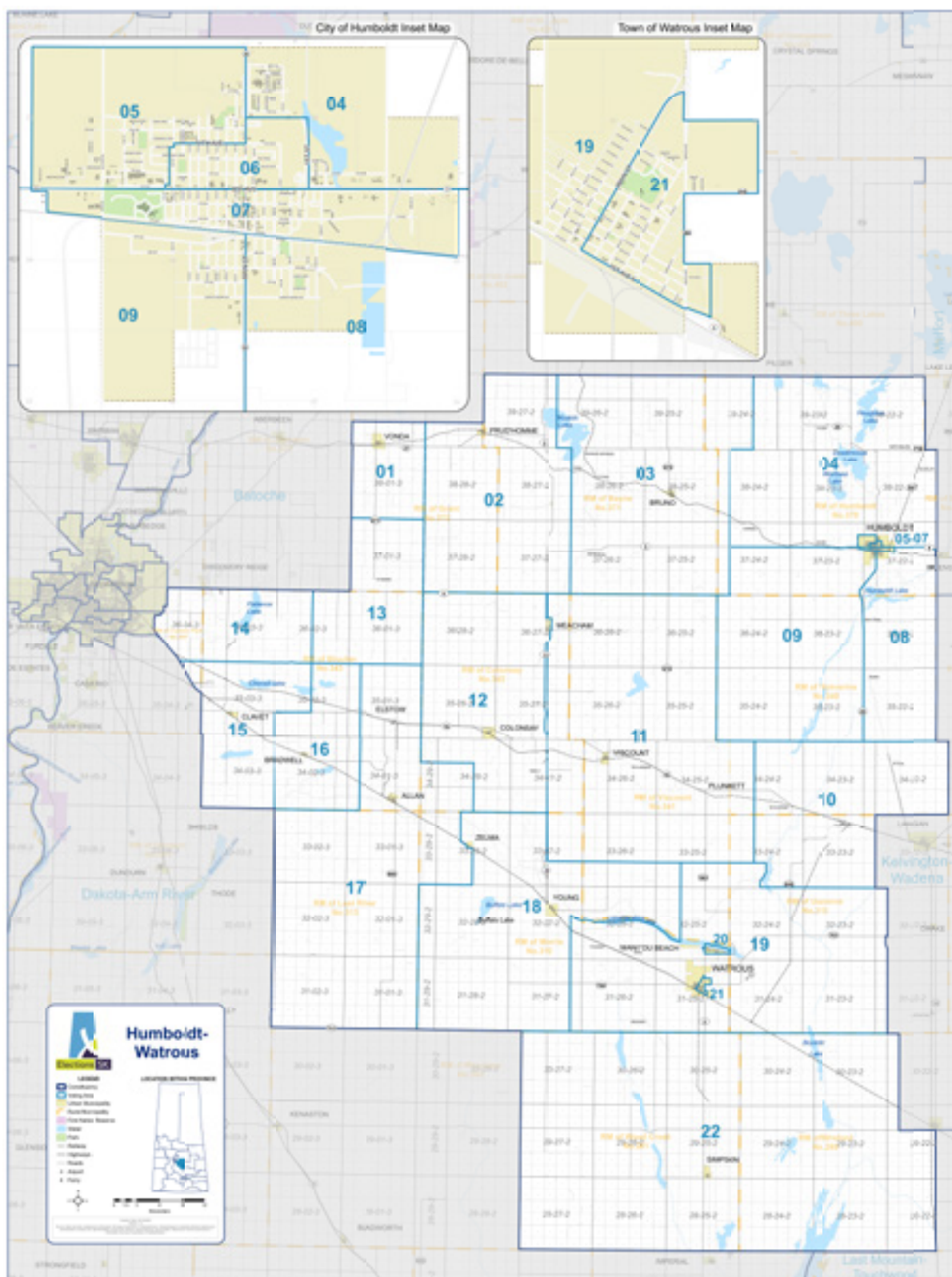


Estevan-Big Muddy - Polling Location			Votes Cast For					Ballots	
Poll	Poll Name	Registered Voters	Phillip Zajac BPSK	Phil Smith NDP	Billy Patterson SGP	Lori Carr SP	Andrew Cey SUP	Rejected Ballots	Votes For Cands
1	Radville Rec Centre	778	5	30	1	154	8	0	198
2	Goodwater Community Municipal Hall	162	0	3	1	60	13	0	77
3	Midale Civic Centre	812	14	16	3	159	24	0	216
4	Benson Recreational Centre	224	8	7	0	60	2	0	77
5	Knox United Church	274	16	12	0	55	9	1	92
6	Bienfait Legion Hall	821	65	54	4	224	25	0	372
7	Estevan Church of God	1,105	34	29	6	189	18	1	276
8	Estevan Church of God	1,029	33	33	1	179	14	2	260
9	St. Mary's School	1,075	21	36	0	137	13	0	207
10	Alliance Church	945	20	12	1	131	14	0	178
11	Affinity Place	1,153	29	28	3	106	14	1	180
12	St. John the Baptist Church	1,129	24	32	3	139	11	2	209
13	Trinity Lutheran Church	963	28	31	3	132	4	0	198
14	Doug Third Auditorium	1,037	24	12	4	123	15	1	178
15	Hitchcock Community Recreation Centre	206	14	5	1	41	10	0	71
16	Macoun Senior Drop In Centre	265	13	12	1	107	9	0	142
17	Torquay Community Centre	343	17	11	3	118	10	1	159
18	Tribune Community Hall	238	2	6	0	48	5	0	61
19	Lake Alma Community Hall	189	16	5	0	98	3	1	122
20	Minton Community Hall	223	2	13	0	88	9	0	112
A001	Affinity Place	-	87	96	6	488	37	3	714
A002	Affinity Place	-	111	153	9	756	62	5	1,091
A003	Affinity Place	-	122	178	16	846	78	0	1,240
A004	Tribune Community Hall	-	8	5	2	104	16	0	135
A005	Radville Rec Centre	-	10	41	4	244	8	0	307
A006	Midale Civic Centre	-	13	18	3	259	14	0	307
Home	RESULTS COMBINED WITH HRT								
HRT	Hospital, Remand and Temporarily Displaced	-	0	7	1	15	1	1	24
PCF	Personal Care Facilities	176	4	18	7	65	4	1	98
VBM	Vote By Mail	-	15	70	1	152	3	11	241
	Totals	13,147	755	973	84	5,277	453	31	7,542

	Candidate Elected - Lori Carr								
	Plurality	4,304							
	% Who Voted	57.60%							
	% By Party		10.01%	12.90%	1.11%	69.97%	6.01%		



VOTE SUMMARY BY CONSTITUENCY POLLING DIVISION: HUMBOLDT-WATROUS

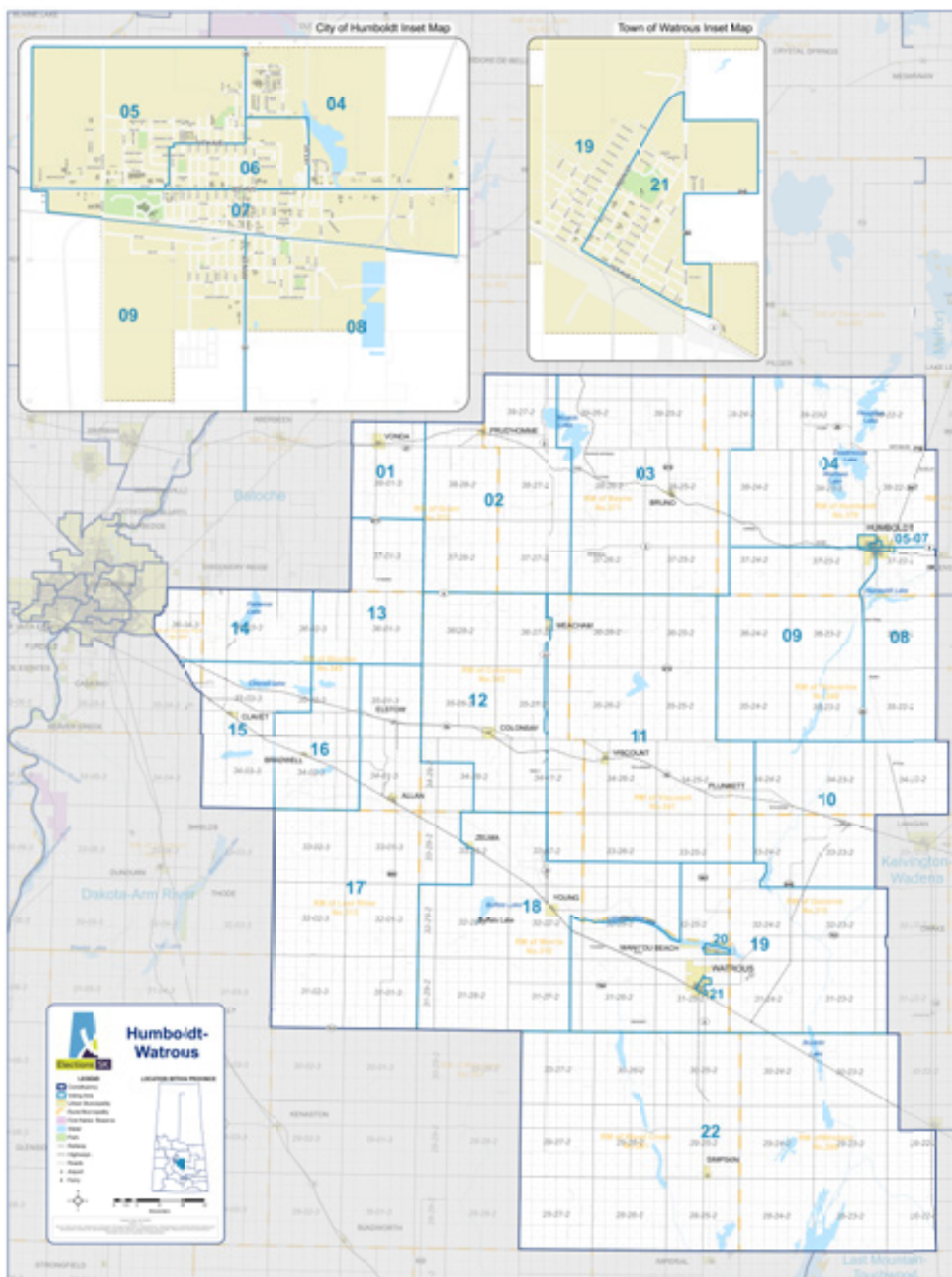


Humboldt-Watrous - Polling Location			Votes Cast For						Ballots	
Poll	Poll Name	Registered Voters	Megan Christianson	Kevin Fallis	Rose Buscholl	Sharon Thibault	Racquel Hilbert	Carrie Ann Hradecki	Rejected Ballots	Votes For Cands
			BPSK	NDP	PC	SGP	SP	SUP		
1	Vonda Golden Age Hall	351	0	43	19	2	106	25	0	195
2	Prud'homme Community Hall	339	3	27	14	3	123	9	0	179
3	Bruno & District Community Centre	762	1	70	31	3	218	57	2	380
4	Westminster United Church	848	1	46	15	1	156	19	0	238
5	Humboldt Uniplex	1,059	3	40	12	1	133	12	2	201
6	Westminster United Church	962	3	43	10	3	92	13	2	164
7	Humboldt Uniplex	970	2	32	13	6	79	11	3	143
8	Royal Canadian Legion	846	0	43	10	3	139	25	0	220
9	Royal Canadian Legion	736	1	29	7	1	131	7	1	176
10	J Eldon Bergey Community Centre	196	4	19	4	1	67	4	2	99
11	Viscount Community Hall	519	2	39	27	2	122	11	1	203
12	Colonsay Community Hall	550	4	24	7	1	62	9	0	107
13	St. Denis Community Centre	256	1	19	9	2	36	19	0	86
14	Sunset Estates	1,123	1	53	16	2	104	17	2	193
15	Clavet Community Hall	814	4	42	12	2	94	20	0	174
16	Bradwell Community Hall	222	1	21	13	2	60	15	0	112
17	Allan Parkland Hall	752	2	88	30	2	169	22	1	313
18	Young Community Hall	374	4	42	20	2	118	14	0	200
19	Watrous Civic Centre (Main Hall)	836	1	44	8	2	114	14	0	183
20	Watrous Civic Centre (Main Hall)	303	2	13	2	3	29	3	0	52
21	Watrous Civic Centre (Main Hall)	786	3	38	8	1	84	10	0	144
22	Simpson Centennial Centre	359	1	16	5	2	80	12	0	116
A001	Clavet Community Hall	-	5	81	18	1	144	28	1	277
A002	Clavet Community Hall	-	5	77	14	3	159	25	3	283
A003	Colonsay Community Hall	-	3	83	39	8	226	23	0	382
A004	Sunset Estates	-	3	115	24	10	132	5	0	289
A005	Sunset Estates	-	2	87	19	3	123	9	0	243
A006	Humboldt Uniplex	-	7	155	57	11	464	36	2	730

Continued on next page



VOTE SUMMARY BY CONSTITUENCY POLLING DIVISION: HUMBOLDT-WATROUS



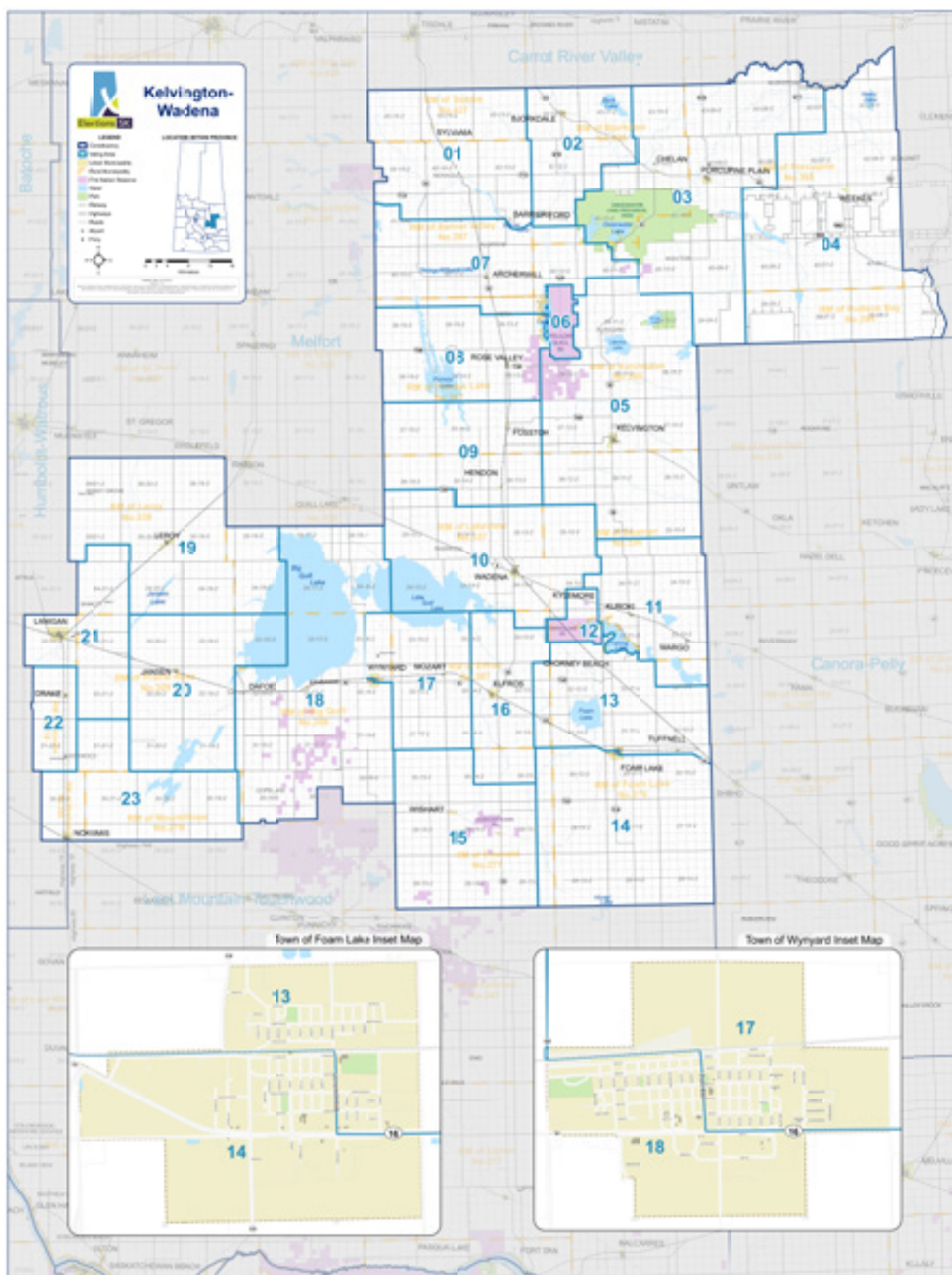
HUMBOLDT-WATROUS (CONTINUED)

Humboldt-Watrous - Polling Location			Votes Cast For						Ballots	
Poll	Poll Name	Registered Voters	Megan Christianson BPSK	Kevin Fallis NDP	Rose Buscholl PC	Sharon Thibault SGP	Racquel Hilbert SP	Carrie Ann Hradecki SUP	Rejected Ballots	Votes For Cands
A007	Humboldt Uniplex	-	10	168	54	5	458	34	6	729
A008	Humboldt Uniplex		2	178	48	8	467	29	3	732
A009	Watrous Civic Centre (Heritage Room)	-	3	143	37	12	291	23	1	509
A010	Watrous Civic Centre (Heritage Room)	-	4	145	43	10	285	26	1	513
Home	RESULTS COMBINED WITH HRT									
HRT	Hospital, Remand and Temporarily Displaced	-	0	7	1	1	12	1	0	22
PCF	Personal Care Facilities	120	5	13	5	4	18	1	7	46
VBM	Vote By Mail	-	4	147	9	4	176	12	24	352
	Totals	14,083	97	2,230	660	127	5,271	600	64	8,985

	Candidate Elected - Racquel Hilbert									
	Plurality	3,041								
	% Who Voted	64.25%								
	% By Party		1.08%	24.82%	7.35%	1.41%	58.66%	6.68%		



VOTE SUMMARY BY CONSTITUENCY POLLING DIVISION: KELVINGTON-WADENA

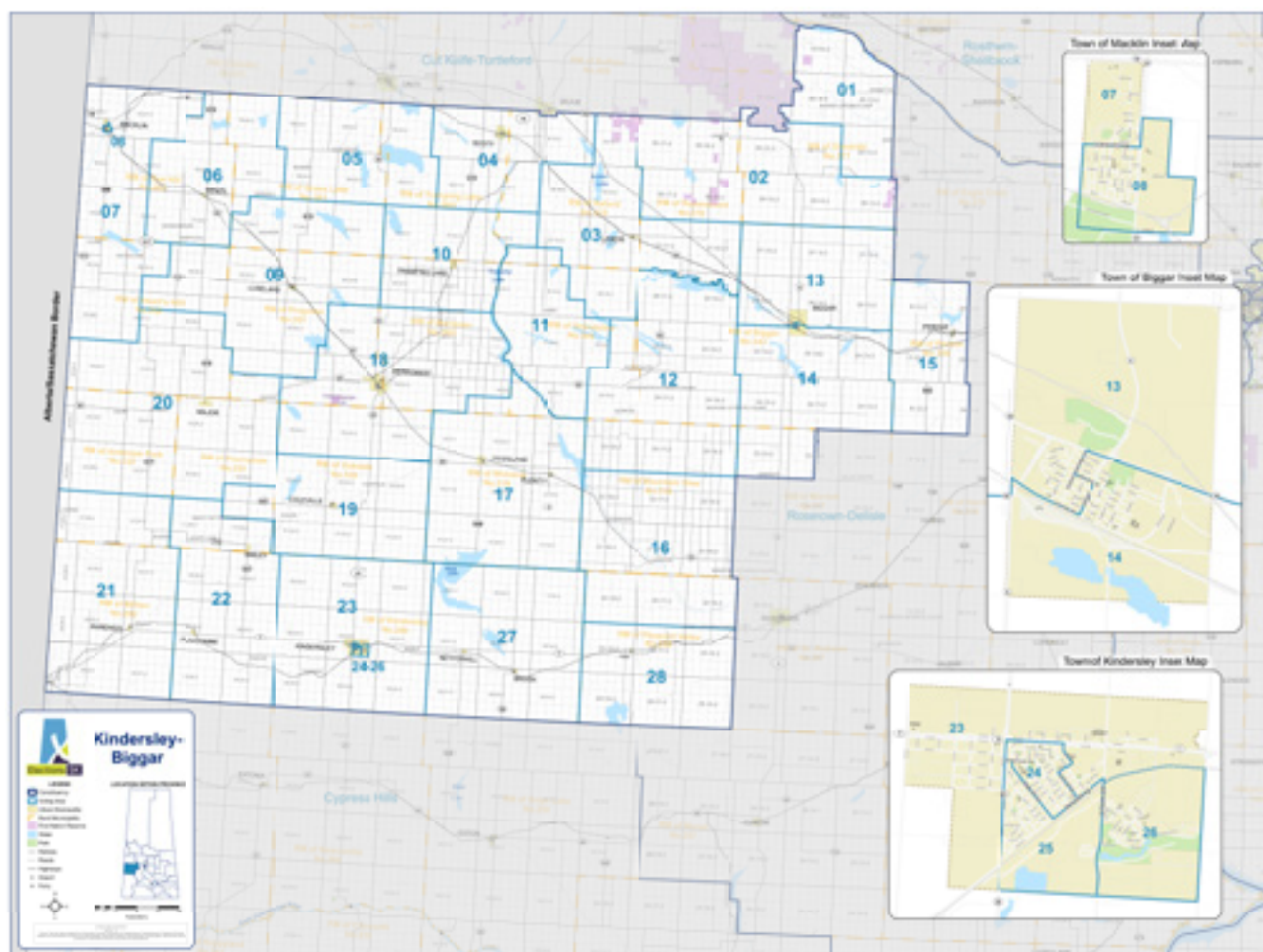


Kelvington-Wadena - Polling Location			Votes Cast For				Ballots	
Poll	Poll Name	Registered Voters	Lorne Schroeder NDP	Gillian Halyk SGP	Chris Beaudry SP	Clint Gottinger SUP	Rejected Ballots	Votes For Cands
1	Sylvania Community Hall	385	27	1	165	38	0	231
2	Bjorkdale Community Hall	287	36	2	99	9	0	146
3	Porcupine Community Hall	1,089	56	1	185	24	1	266
4	Weekes Golden Age Club	167	2	0	66	4	0	72
5	Kelvington Legion Community Hall	1,066	28	2	127	36	0	193
6	Yellow Quill Band Hall	270	60	9	6	0	0	75
7	Archerwill Centennial Centre	419	22	4	164	25	1	215
8	Rose Valley Community Hall	424	22	2	174	14	0	212
9	Fosston Community Hall	239	8	0	66	10	0	84
10	Wadena Community Legion Hall	1,156	51	2	151	36	0	240
11	Kuroki Community Hall	355	17	1	119	27	0	164
12	Percy Severight Memorial Hall	285	81	2	11	2	0	96
13	Foam Lake Community Hall	711	30	2	80	12	0	124
14	Foam Lake Community Hall	709	19	3	82	13	0	117
15	Wishart Community Hall	244	31	0	67	18	0	116
16	Elfros Legion Community Hall	209	21	3	66	7	0	97
17	Wynyard Civic Centre	961	56	5	155	27	1	243
18	Wynyard Civic Centre	922	48	4	89	13	0	154
19	LeRoy Senior Drop-In Centre	607	65	3	200	69	0	337
20	Jansen Community Centre	176	18	1	80	13	0	112
21	Lanigan Community Hall	1,148	61	2	151	31	1	245
22	Drake Community Centre	217	24	2	65	16	0	107
23	Nokomis Centennial Hall	386	9	3	52	37	0	101
A001	Town of Wynyard	-	232	15	392	60	4	699
A002	Lanigan Community Hall	-	151	6	378	56	0	591
A003	Kelvington Legion Community Hall	-	108	7	355	64	2	534
A004	Wadena Community Legion Hall	-	137	8	410	54	0	609
A005	Quilly Community Place	-	73	4	251	27	1	355
A006	Nokomis Legion Hall	-	23	3	93	29	0	148
A007	Foam Lake Legion Hall	-	99	15	475	28	1	617
Home	Homebound	-	0	0	0	0	0	0
HRT	Hospital, Remand and Temporarily Displaced	-	5	0	5	1	0	11
PCF	Personal Care Facilities	272	41	11	73	10	3	135
VBM	Vote By Mail	-	75	2	163	21	20	261
	Totals	12,704	1,736	125	5,015	831	35	7,707

	Candidate Elected - Chris Beaudry						
	Plurality	3,279					
	% Who Voted	60.94%					
	% By Party		22.52%	1.62%	65.07%	10.78%	



VOTE SUMMARY BY CONSTITUENCY POLLING DIVISION: KINDERSLEY-BIGGAR



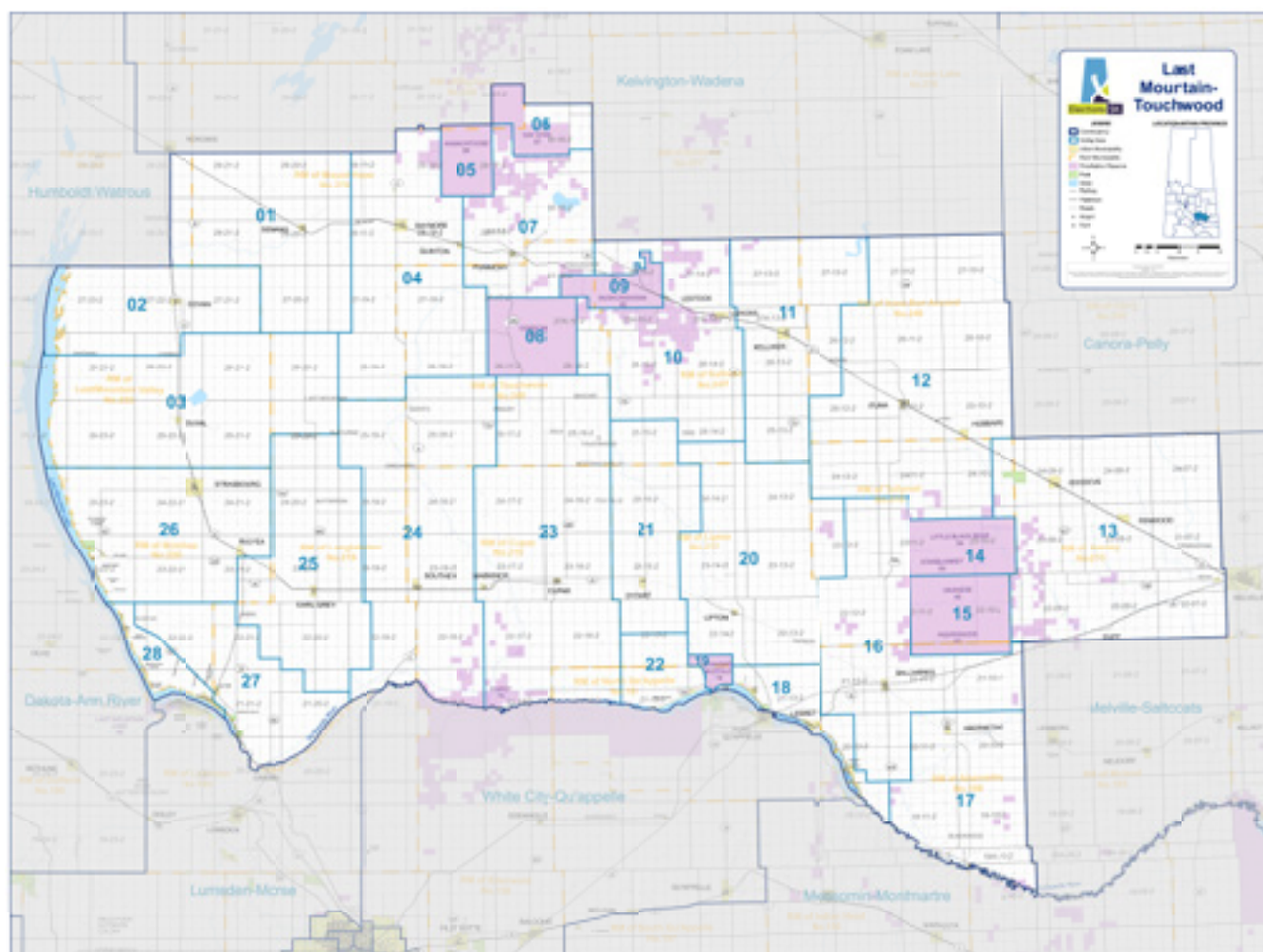
Kindersley-Biggar - Polling Location			Votes Cast For					Ballots	
Poll	Poll Name	Registered Voters	Jeff Wortman BPSK	Wade Sira IND	Cindy Hoppe NDP	Darcy Robilliard SGP	Kim Gartner SP	Rejected Ballots	Votes For Cands
1	Sonningdale Hall Complex	95	1	4	4	2	35	0	46
2	Cando Community School	175	5	1	13	2	43	0	64
3	Landis Community Complex	316	2	3	44	5	104	0	158
4	Saskcan Community Centre	240	0	0	1	2	24	0	27
5	Reward Community Hall	241	0	1	2	0	63	0	66
6	Denzil Senior Citizens Club	309	3	2	13	4	106	0	128
7	Macklin Communiplex	646	0	1	11	3	125	0	140
8	New Horizon Senior Center	682	0	8	9	4	106	0	127

Kindersley-Biggar - Polling Location			Votes Cast For					Ballots	
Poll	Poll Name	Registered Voters	Jeff Wortman BPSK	Wade Sira IND	Cindy Hoppe NDP	Darcy Robilliard SGP	Kim Gartner SP	Rejected Ballots	Votes For Cands
9	Luseland Salvador Homecoming Hall	638	4	17	50	2	230	0	303
10	Tramping Lake Community Hall	133	2	2	2	0	44	0	50
11	Handel Community Centre	115	0	3	4	0	47	0	54
12	Springwater Community Hall	302	1	3	12	0	78	0	94
13	Biggar New Horizons	1,033	3	7	58	7	128	1	203
14	Biggar Community Hall	989	0	9	72	3	130	0	214
15	Perdue & District Recreation Complex	380	4	2	50	4	140	1	200
16	Herschel Memorial Hall	243	3	4	19	0	85	0	111
17	Doddsland Legion Community Hall	497	0	13	15	3	191	1	222
18	Kerrobert Seniors Hall 1977	927	3	7	22	2	148	0	182
19	Coleville Legion Hall	349	2	8	14	4	138	0	166
20	Major Centennial Hall	209	2	3	6	1	86	0	98
21	Marengo Community Hall	277	3	7	12	1	103	1	126
22	Flaxcombe Community Hall	342	0	10	7	2	72	0	91
23	West Central Events Centre	819	1	4	10	1	88	1	104
24	Norman Ritchie Community Centre	849	2	13	25	2	86	0	128
25	St. Joseph Catholic Church	878	3	14	16	1	113	0	147
26	Kindersley Alliance Church	934	2	11	26	2	146	0	187
27	Brock Community Centre	331	1	4	12	2	119	0	138
28	Fiske Community Hall	189	0	3	12	1	82	0	98
A001	New Horizon Senior Center	-	3	6	47	2	496	1	554
A002	Kerrobert Seniors Hall 1977	-	8	9	50	9	402	0	478
A003	Norman Ritchie Community Centre	-	14	32	96	10	593	0	745
A004	Norman Ritchie Community Centre	-	16	28	76	7	482	2	609
A005	Saskcan Community Centre	-	3	3	21	2	114	0	143
A006	Biggar New Horizons	-	8	39	292	18	560	2	917
Home	Homebound	-	0	0	0	0	0	0	0
HRT	Hospital, Remand and Temporarily Displaced	-	0	0	3	0	10	1	13
PCF	Personal Care Facilities	205	3	4	22	6	37	2	72
VBM	Vote By Mail	-	4	5	75	1	195	41	280
	Totals	13,343	106	290	1,223	115	5,749	54	7,483

Candidate Elected - Kim Gartner								
Plurality	4,526							
% Who Voted	56.49%							
% By Party		1.42%	3.88%	16.34%	1.54%	76.83%		



VOTE SUMMARY BY CONSTITUENCY POLLING DIVISION: LAST MOUNTAIN-TOUCHWOOD



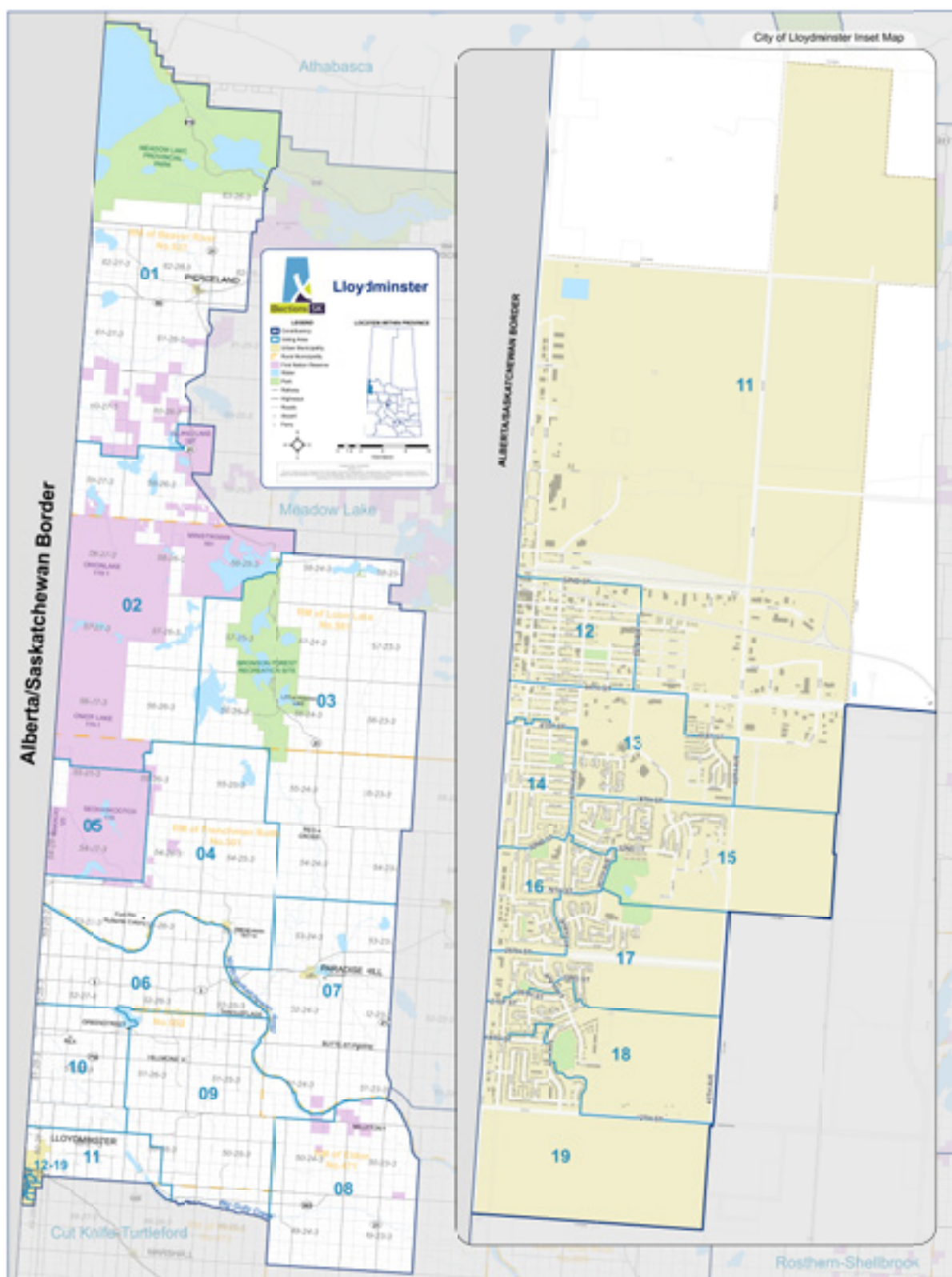
Last Mountain-Touchwood - Polling Location			Votes Cast For				Ballots	
Poll	Poll Name	Registered Voters	Elvin Mandziak BPSK	Thera Nordal NDP	Travis Keisig SP	Gene Unruh SUP	Rejected Ballots	Votes For Cands
1	Semans Seniors Drop In Centre	286	2	16	70	38	0	126
2	Govan Community Centre	243	3	26	48	43	1	120
3	Duval Community Hall	244	3	21	63	48	0	135
4	Elks Lodge #485	663	0	27	64	87	1	178
5	Asiniw-Kisik Education Campus	347	2	93	7	5	1	107
6	Day Star Community Centre (Gym)	127	0	56	2	2	0	60
7	Punnichy Community Hall	228	1	28	32	11	0	72
8	George Gordon First Nation Arena	389	1	67	4	1	0	73
9	Muskowekwan Band Hall	222	0	44	3	0	0	47

Last Mountain-Touchwood - Polling Location			Votes Cast For				Ballots	
Poll	Poll Name	Registered Voters	Elvin Mandziak	Thera Nordal	Travis Keisig	Gene Unruh	Rejected Ballots	Votes For Cands
			BPSK	NDP	SP	SUP		
10	Lestock Hall	265	0	36	80	12	0	128
11	Royal Canadian Legion Kelliher Branch #219	314	3	32	98	21	0	154
12	Sacred Heart Parish Centre	813	2	23	114	10	0	149
13	Goodeve & District Community Centre	474	1	35	149	20	0	205
14	RESULTS, INCLUDING REGISTERED VOTERS, COMBINED WITH POLL 15							
15	Chief Thunderbird Centre	612	0	86	11	1	0	98
16	Balcarres Golden Age Recreation Center	608	1	87	176	22	1	286
17	Abernethy Seniors Center	230	3	36	77	11	0	127
18	Lebret Community Complex	874	0	65	71	5	0	141
19	Camp Lutherland	336	0	69	6	1	0	76
20	Lipton Hall	461	2	59	153	44	1	258
21	Dysart Golden Years Club	251	0	27	85	17	1	129
22	Camp Lutherland	244	0	12	21	7	0	40
23	Royal Canadian Legion No. 217	741	3	88	213	54	2	358
24	Southey Memorial Hall	983	1	77	159	33	0	270
25	Earl Grey Community Hall	439	0	55	122	16	0	193
26	Strasbourg Memorial Hall	1,085	3	72	116	64	0	255
27	Silton Community Hall	557	0	85	142	63	1	290
28	Saskatchewan Beach Hall	564	2	87	175	34	0	298
A001	Southey Memorial Hall	-	0	185	402	64	0	651
A002	Lebret Community Complex	-	2	143	267	19	1	431
A003	Sacred Heart Parish Centre	-	8	95	335	35	0	473
A004	Elks Lodge #485	-	2	66	133	129	6	330
A005	Camp Lutherland	-	0	100	138	27	0	265
A006	Strasbourg Memorial Hall	-	1	223	383	119	2	726
A007	Chief Thunderbird Centre	-	2	28	12	1	1	43
A008	George Gordon First Nation Arena	-	1	80	11	4	0	96
A009	Nokomis Legion Hall	-	1	4	13	9	0	27
Home	RESULTS COMBINED WITH HRT							
HRT	Hospital, Remand and Temporarily Displaced	-	0	12	4	6	0	22
PCF	Personal Care Facilities	207	3	39	43	8	3	93
VBM	Vote By Mail	-	2	117	142	16	29	277
	Totals	12,807	55	2,501	4,144	1,107	51	7,807

	Candidate Elected - Travis Keisig						
	Plurality	1,643					
	% Who Voted	61.36%					
	% By Party		0.70%	32.04%	53.08%	14.18%	



VOTE SUMMARY BY CONSTITUENCY POLLING DIVISION: LLOYDMINSTER

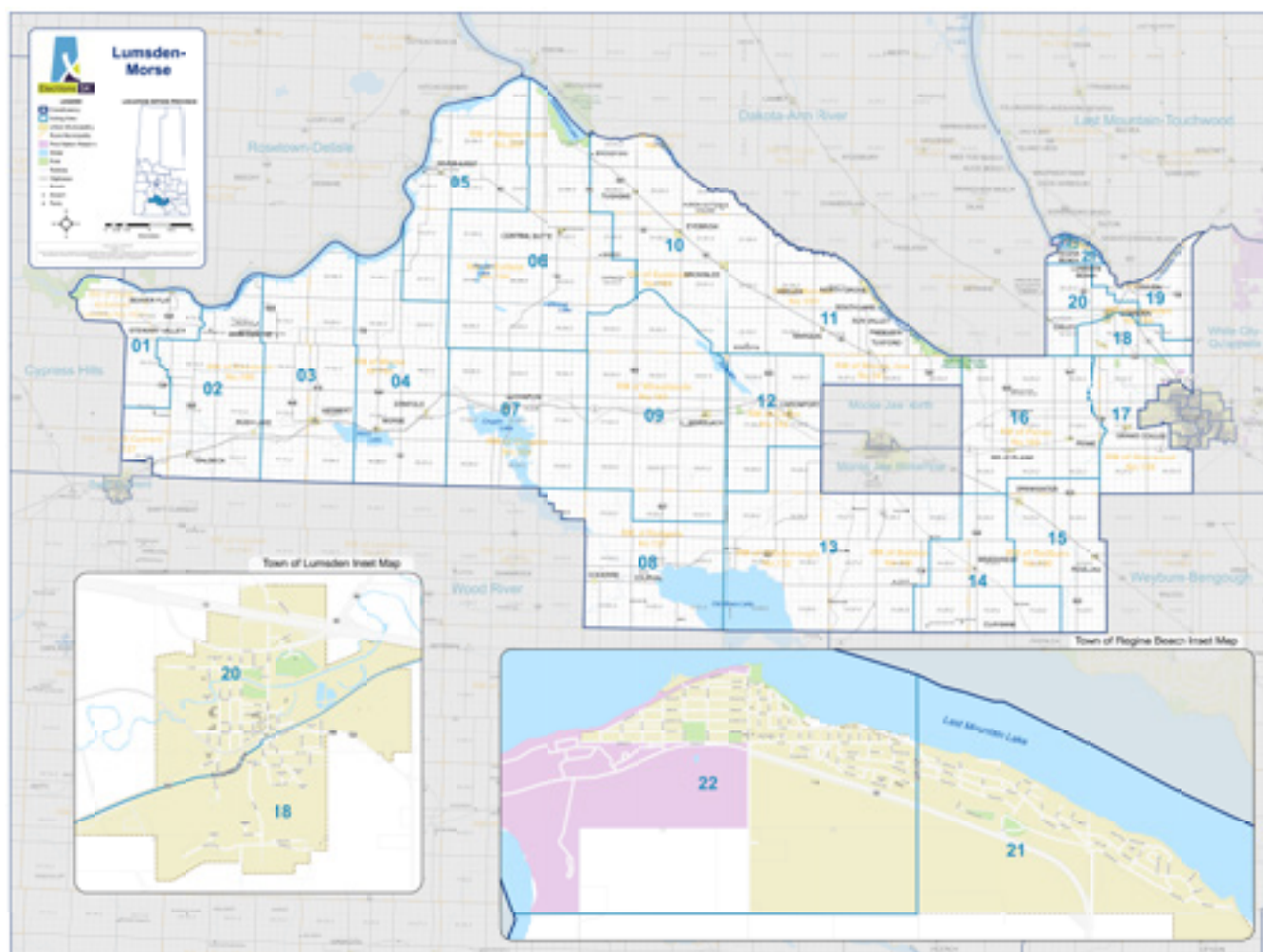


Lloydminster - Polling Location			Votes Cast For				Ballots	
Poll	Poll Name	Registered Voters	Adam Tremblay NDP	Patrick McNally SGP	Colleen Young SP	Joshua Bloom SUP	Rejected Ballots	Votes For Cands
1	Pierceland Community Hall	768	12	2	145	3	0	162
2	Pierceland Community Hall	462	17	1	4	1	0	23
3	Red Cross Community Centre	177	4	0	45	1	0	50
4	Frenchman Butte Senior's Clubroom	290	1	1	71	9	0	82
5	Onion Lake Memorial Communiplex	1,725	46	0	8	2	0	56
6	Hillmond Memorial Hall	213	8	0	51	8	0	67
7	Paradise Hill Community Centre	615	9	2	98	16	0	125
8	Milleton Community Hall	183	3	1	62	8	0	74
9	Hillmond Memorial Hall	358	4	1	94	25	0	124
10	St. John's Anglican Church	669	6	1	80	14	0	101
11	St. John's Anglican Church	874	10	1	97	7	0	115
12	St. John's Anglican Church	976	26	1	73	0	0	100
13	First Baptist Church	931	19	2	67	4	0	92
14	First Baptist Church	1,020	18	3	92	6	1	119
15	First Baptist Church	935	17	2	92	2	0	113
16	New Life Community Church	960	9	0	73	8	0	90
17	New Life Community Church	871	14	0	86	4	0	104
18	The Word Church	918	19	0	66	9	0	94
19	The Word Church	994	17	1	74	6	0	98
A001	Pierceland Community Hall	-	21	3	194	4	0	222
A002	Paradise Hill Community Centre	-	27	0	332	37	0	396
A003	Onion Lake Memorial Communiplex	-	87	2	18	1	0	108
A004	St. John's Anglican Church	-	81	3	335	30	1	449
A005	St. John's Anglican Church	-	66	4	365	15	0	450
A006	New Life Community Church	-	86	2	398	27	3	513
A007	New Life Community Church	-	70	1	369	19	1	459
Home	Homebound	-	0	0	0	0	0	0
HRT	Hospital, Remand and Temporarily Displaced	-	7	1	5	1	6	14
PCF	Personal Care Facilities	57	4	3	17	4	1	28
VBM	Vote By Mail	-	20	0	86	5	16	111
Totals		13,996	728	38	3,497	276	29	4,539

Candidate Elected - Colleen Young							
Plurality	2,769						
% Who Voted	32.64%						
% By Party		16.04%	0.84%	77.04%	6.08%		



VOTE SUMMARY BY CONSTITUENCY POLLING DIVISION: LUMSDEN-MORSE



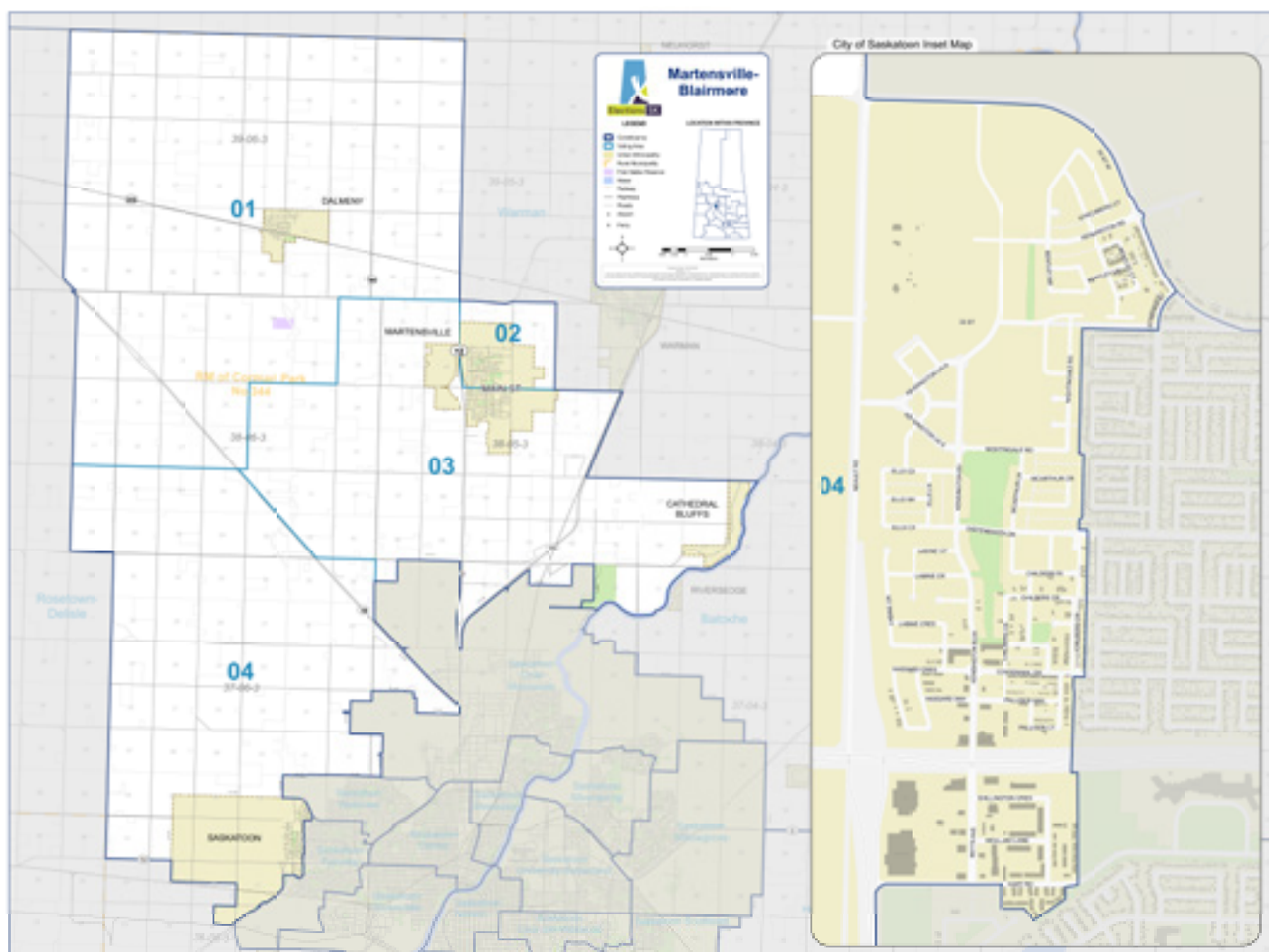
Lumsden-Morse - Polling Location			Votes Cast For					Ballots	
Poll	Poll Name	Registered Voters	Chauntel Baudu	Megan Torrie	Isaiah Hunter	Blaine McLeod	Jon Hromek	Rejected Ballots	Votes For Cands
			NDP	PC	SGP	SP	SUP		
1	Happy Valley Seniors Club	198	20	6	1	90	15	0	132
2	Waldeck Hall	777	40	20	2	234	58	0	354
3	Herbert Lions Hall	821	69	11	0	241	107	1	428
4	Morse Senior Citizens' Centre	316	14	3	0	36	12	0	65
5	Riverhurst Community Hall	204	14	4	0	80	19	0	117
6	Central Butte Seniors Hall	538	20	5	0	103	10	1	138
7	Chaplin Community Complex	261	38	10	0	84	17	0	149

Lumsden-Morse - Polling Location			Votes Cast For					Ballots	
		Registered Voters	Chauntel Baudu	Megan Torrie	Isaiah Hunter	Blaine McLeod	Jon Hromek	Rejected Ballots	Votes For Cands
Poll	Poll Name		NDP	PC	SGP	SP	SUP		
8	Coderre-Courval Community Centre	95	8	1	2	31	20	0	62
9	Mortlach Memorial Hall	372	30	7	1	118	18	0	174
10	Eyeblow Memorial Hall	433	26	7	1	136	19	1	189
11	Tuxford Hall	705	88	15	2	231	27	0	363
12	Caronport Golden Age Center	1,038	44	9	5	149	47	1	254
13	RM of Baildon No. 131	499	38	8	1	140	13	2	200
14	Briercrest Community Centre	283	27	1	1	116	22	0	167
15	Rouleau Seniors' Centre	530	62	7	1	171	41	0	282
16	Pense Town Hall	845	29	9	2	101	21	2	162
17	Grand Coulee Community Hall	765	120	12	3	186	44	0	365
18	Dew Drop In	1,137	61	7	1	113	59	1	241
19	Craven Community Centre	557	52	11	4	102	42	1	211
20	Lumsden Centennial Hall	1,093	67	5	4	96	50	1	222
21	Last Mountain Lake Cultural Centre	597	30	1	1	42	24	0	98
22	Regina Beach Memorial Hall	1,043	64	8	0	108	49	0	229
A001	Morse Community Hall	-	54	12	3	148	33	0	250
A002	Central Butte Seniors Hall	-	66	13	2	204	35	0	320
A003	Caronport Golden Age Center	-	63	12	0	425	87	1	587
A004	Pense Town Hall	-	143	11	3	276	62	0	495
A005	Dew Drop In	-	318	32	6	295	153	2	804
A006	Regina Beach Memorial Hall	-	214	23	5	298	130	1	670
A007	Dew Drop In	-	198	20	8	204	87	3	517
Home	Homebound	-	0	0	0	0	0	0	0
HRT	RESULTS COMBINED WITH PCF								
PCF	Personal Care Facilities	149	7	14	1	49	10	8	81
VBM	Vote By Mail	-	133	4	1	167	40	19	345
	Totals	13,256	2,157	308	61	4,774	1,371	45	8,671

	Candidate Elected - Blaine McLeod								
	Plurality	2,617							
	% Who Voted	65.75%							
	% By Party		24.88%	3.55%	0.70%	55.06%	15.81%		



VOTE SUMMARY BY CONSTITUENCY POLLING DIVISION: MARTENSVILLE-BLAIRMORE

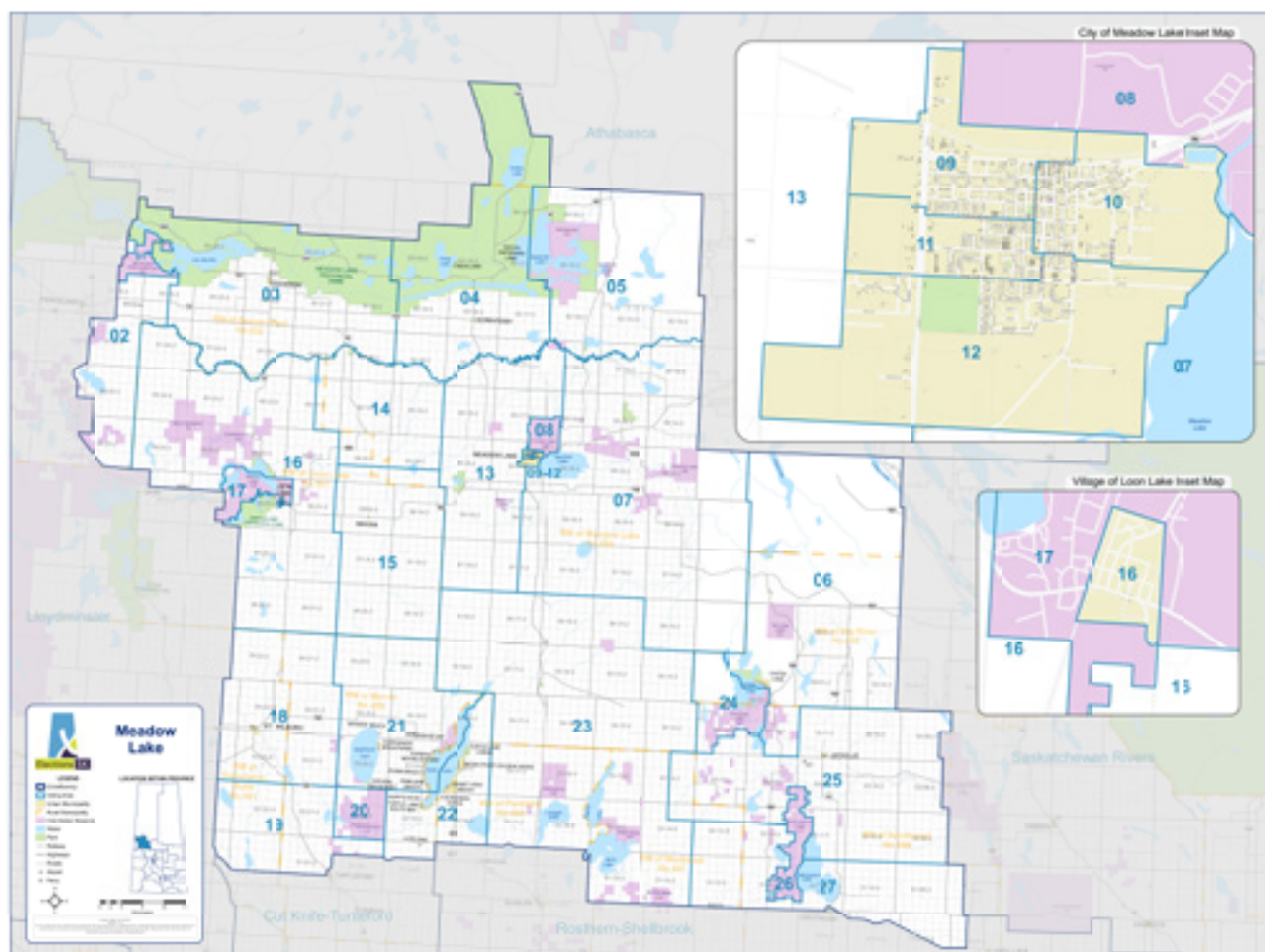


Martensville-Blairmore - Polling Location			Votes Cast For			Ballots	
Poll	Poll Name	Registered Voters	Tammy Pike NDP	Brittney Ricottone SGP	Jamie Martens SP	Rejected Ballots	Votes For Cands
1A	JJ Loewen Centre	1,760	178	8	371	2	557
1B	JJ Loewen Centre	-	153	9	403	1	565
2A	Canalta Hotel	3,842	480	22	882	5	1,384
2B	Canalta Hotel	-	428	28	855	2	1,311
3A	Heritage Centre	4,423	315	17	567	2	899
3B	Heritage Centre	-	356	15	595	5	966
4A	Shaw Centre	3,676	403	28	381	2	812
4B	Shaw Centre	-	372	21	324	3	717
Home	Homebound	-	0	0	0	0	0
HRT	Hospital, Remand and Temporarily Displaced	-	1	0	6	0	7
PCF	Personal Care Facilities	121	32	8	46	4	86
VBM	Vote By Mail	-	211	2	187	39	400
Totals		13,822	2,929	158	4,617	65	7,704

	Candidate Elected - Jamie Martens						
	Plurality	1,688					
	% Who Voted	56.21%					
	% By Party		38.02%	2.05%	59.93%		



VOTE SUMMARY BY CONSTITUENCY POLLING DIVISION: MEADOW LAKE



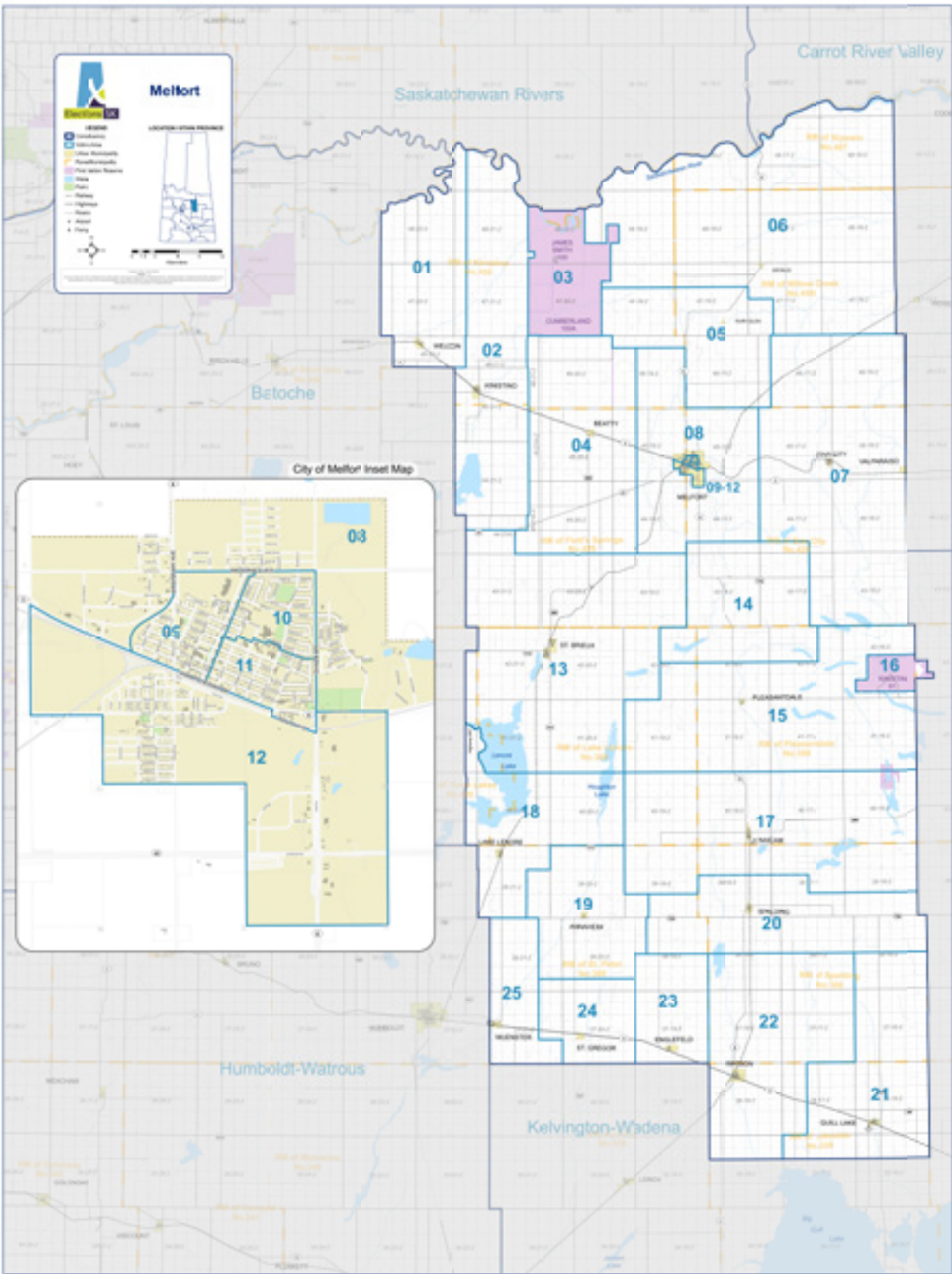
Meadow Lake - Polling Location			Votes Cast For				Ballots	
Poll	Poll Name	Registered Voters	Miles Nachbaur NDP	Candice Turner SGP	Jeremy Harrison SP	Denis Allchurch SUP	Rejected Ballots	Votes For Cands
1	Band Hall	444	33	9	14	2	2	58
2	Pierceland Community Hall	125	6	1	36	1	0	44
3	Goodsoil Recreation Hall	665	24	2	85	4	0	115
4	Dorintosh Senior Citizens Centre	320	38	2	107	8	2	155
5	Blue Building	399	99	4	9	1	0	113
6	Chitek Lake Community Centre	151	16	2	37	3	0	58
7	Meadow Lake Civic Centre	714	42	7	137	7	0	193

Meadow Lake - Polling Location			Votes Cast For				Ballots	
		Registered Voters	Miles Nachbaur	Candice Turner	Jeremy Harrison	Denis Allchurch	Rejected Ballots	Votes For Cands
Poll	Poll Name		NDP	SGP	SP	SUP		
8	Flying Dust Community Gym	577	84	4	15	4	0	107
9	Meadow Lake Alliance Church	915	57	0	71	9	0	137
10	Meadow Lake Civic Centre	885	63	4	65	5	1	137
11	Meadow Lake Alliance Church	835	60	0	73	2	1	135
12	Meadow Lake Alliance Church	961	112	3	115	7	1	237
13	Meadow Lake Civic Centre	703	46	1	129	7	0	183
14	Rapid View Recreational Centre	300	25	1	111	1	0	138
15	Makwa Community Hall	250	20	2	102	5	0	129
16	Royal Canadian Legion	477	29	2	76	6	0	113
17	Simon & Alma Kytwayhat Community Centre	625	143	6	16	1	0	166
18	St. Walburg Parish Centre	806	23	1	119	10	0	153
19	Turtleford Lions Hall	135	6	1	30	1	0	38
20	Thunderchild Wellness Centre	500	48	11	187	2	1	248
21	Moose Head Hall	447	25	1	132	15	0	173
22	Livelong & District Recreation Association	343	24	3	119	19	0	165
23	Glaslyn Community Hall	159	16	1	50	15	0	82
24	Pelican Lake Band Hall	494	111	4	10	2	0	127
25	Leoville Community Hall	466	21	0	71	17	2	109
26	Kisikohk School	292	139	5	6	6	1	156
27	Royal Canadian Legion	249	23	0	96	19	0	138
A001	Senior Activity Centre	-	227	3	471	22	0	723
A002	Senior Activity Centre	-	237	8	508	19	1	772
A003	Goodsoil Recreation Hall	-	61	0	215	7	1	283
A004	Royal Canadian Legion	-	24	3	158	8	1	193
A005	St. Walburg Parish Centre	-	78	4	428	29	3	539
A006	Leoville Senior Centre	-	40	3	168	27	0	238
Home	Homebound	-	0	0	0	0	0	0
HRT	Hospital, Remand and Temporarily Displaced	-	6	3	11	1	1	21
PCF	Personal Care Facilities	167	10	3	44	5	0	62
VBM	Vote By Mail	-	51	3	81	7	14	142
	Totals	13,404	2,067	107	4,102	304	32	6,580

	Candidate Elected - Jeremy Harrison							
	Plurality	2,035						
	% Who Voted	49.33%						
	% By Party		31.41%	1.63%	62.34%	4.62%		



MELFORT

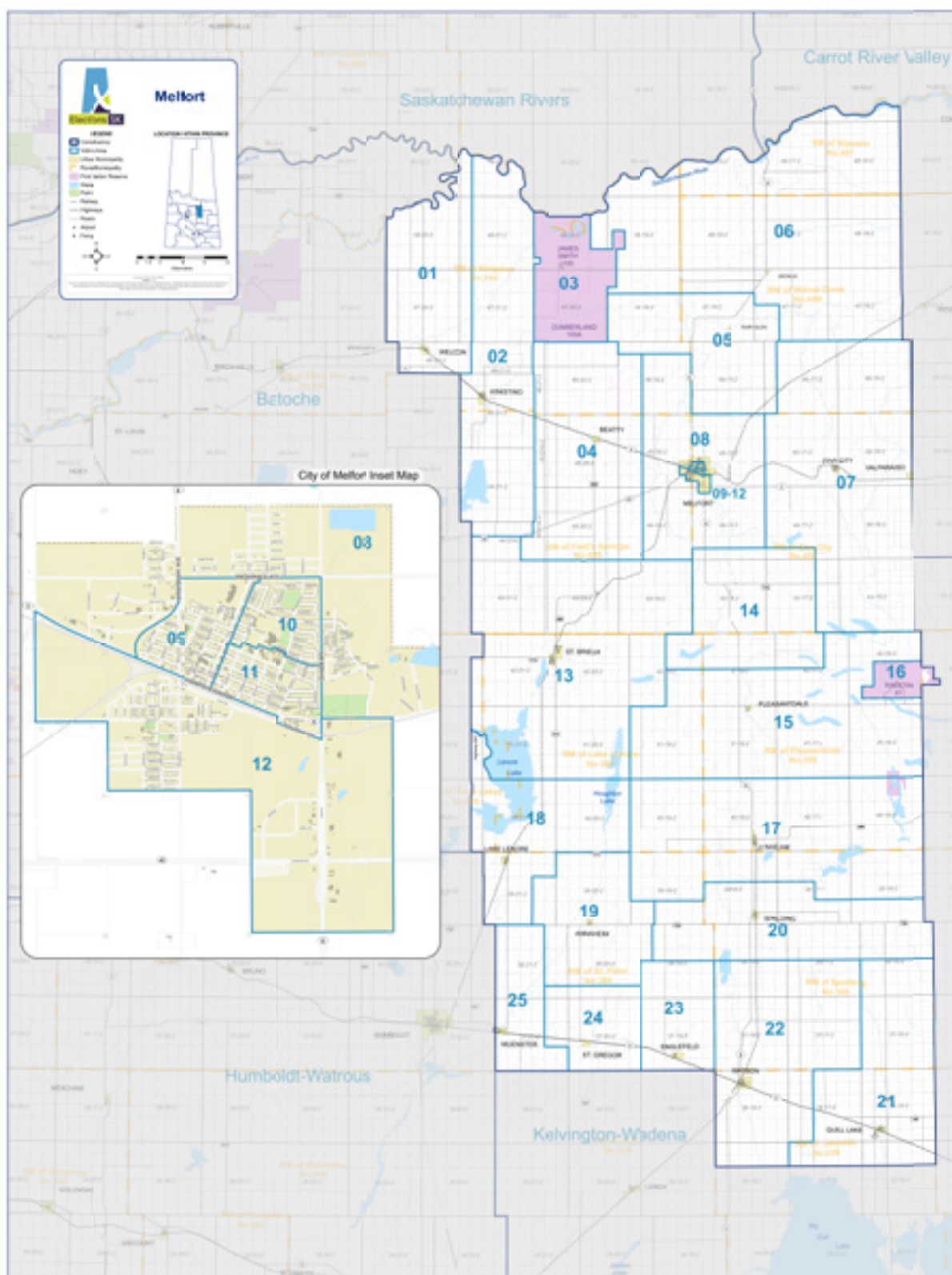


Melfort - Polling Location			Votes Cast For				Ballots	
Poll	Poll Name	Registered Voters	Melanie Dyck NDP	Tristan St. Germain SGP	Todd Goudy SP	Dave Moore SUP	Rejected Ballots	Votes For Cands
1	Weldon Silvertone Club	283	21	1	100	3	0	125
2	Kinistino Half Century Club	639	14	2	119	10	3	145
3	James Smith First Nation Band Office	681	30	2	11	3	1	46
4	Beatty Community Centre	279	10	1	108	4	0	123
5	Fairy Glen Community Centre	233	12	0	63	3	0	78
6	Gronlid Community Hall	452	37	4	144	11	1	196
7	Star City Elks Community Centre	715	40	5	238	23	1	306
8	Kerry Vickar Centre	910	46	2	139	8	2	195
9	Melfort Seniors' Place	1,016	27	1	104	5	0	137
10	All Saints Anglican Church	962	45	0	102	6	1	153
11	Kerry Vickar Centre	868	33	1	99	5	2	138
12	Maude Burke Community School	882	45	4	115	9	0	173
13	St. Brieux Community Hall	834	41	5	405	23	1	474
14	Silver Park Community Hall	179	10	0	35	0	1	45
15	Pleasantdale Community Hall	270	13	2	72	1	0	88
16	Kinistin Saulteaux First Nation Band Hall	177	56	4	8	1	0	69
17	Naicam & District Senior Citizens Centre	700	24	1	109	9	0	143
18	Lake Lenore Community Hall	324	29	2	139	12	0	182
19	Annaheim New Horizons	321	30	4	161	12	0	207
20	Spalding New Horizons Seniors' Centre	304	22	2	110	10	0	144
21	Quill Lake Seniors' Centre	424	43	0	150	21	0	214
22	Watson New Horizons	735	27	2	116	5	0	150
23	Englefeld New Horizons	256	21	2	114	13	1	150
24	St. Gregor Community Hall	125	8	0	67	3	0	78
25	Muenster Community Hall	490	57	8	194	16	0	275
A001	Kerry Vickar Centre	-	174	6	570	30	1	780
A002	Kerry Vickar Centre	-	201	7	580	44	1	832
A003	Kerry Vickar Centre	-	148	8	511	25	3	692
A004	Kinistino Half Century Club	-	29	3	245	5	2	282
A005	Watson New Horizons	-	80	5	344	17	1	446
A006	Naicam & District Senior Citizens Centre	-	54	1	299	29	0	383
A007	James Smith First Nation Band Office	-	59	2	23	1	0	85

Continued on next page



VOTE SUMMARY BY CONSTITUENCY POLLING DIVISION: MELFORT



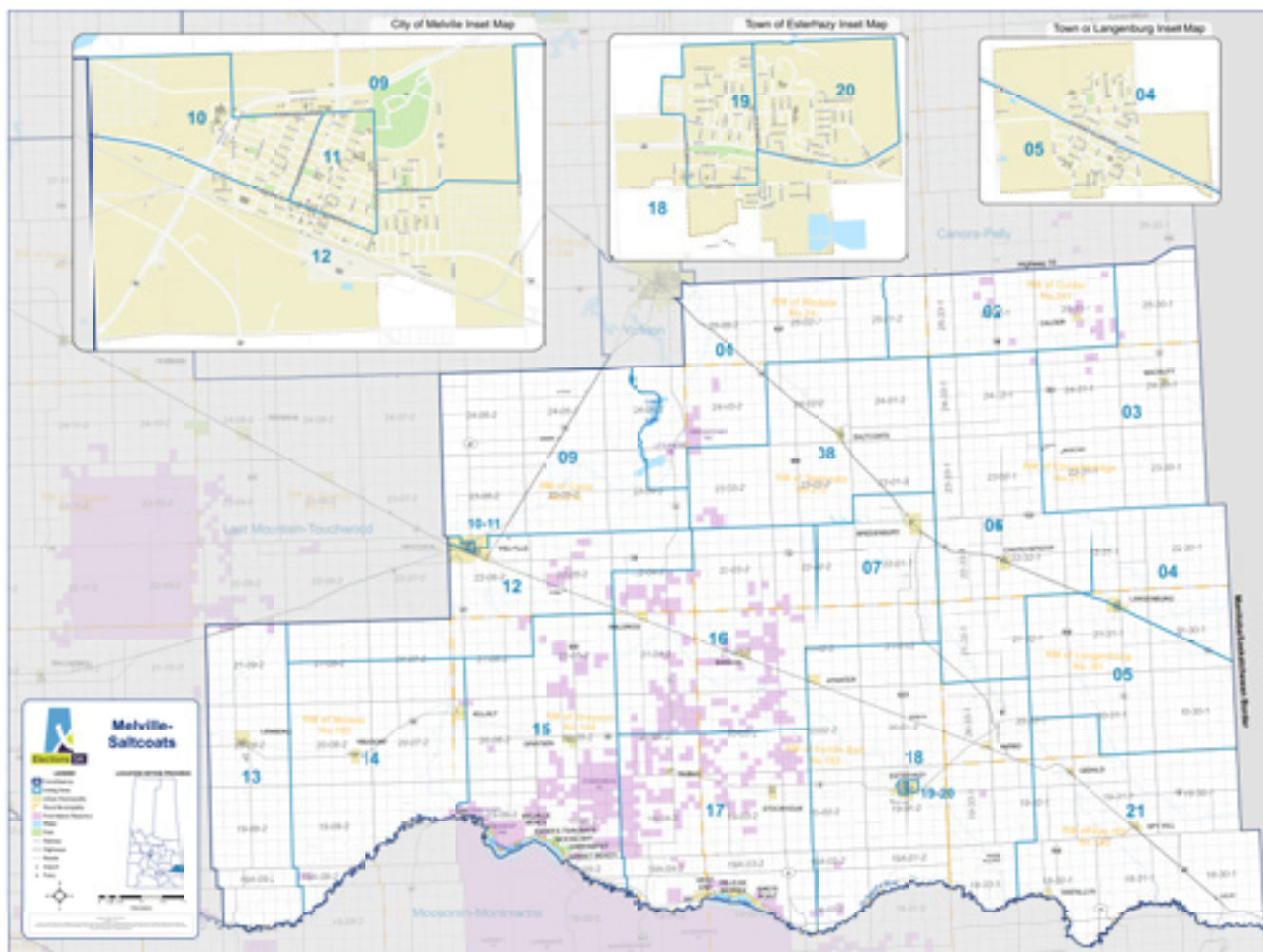
MELFORT (CONTINUED)

Melfort - Polling Location			Votes Cast For				Ballots	
Poll	Poll Name	Registered Voters	Melanie Dyck NDP	Tristan St. Germain SGP	Todd Goudy SP	Dave Moore SUP	Rejected Ballots	Votes For Cands
Home	Homebound	-	0	0	0	0	0	0
HRT	Hospital, Remand and Temporarily Displaced	-	6	1	10	1	1	18
PCF	Personal Care Facilities	248	38	4	71	7	0	120
VBM	Vote By Mail	-	46	0	121	4	15	171
Totals		13,307	1,576	92	5,796	379	38	7,843

Candidate Elected - Todd Goudy								
Plurality	4,220							
% Who Voted	59.22%							
% By Party		20.09%	1.17%	73.90%	4.83%			



VOTE SUMMARY BY CONSTITUENCY POLLING DIVISION: MELVILLE-SALTCOATS



Melville-Saltcoats - Polling Location			Votes Cast For					Ballots	
Poll	Poll Name	Registered Voters	Frank Serfas	Karen Hovind	Micah Mang	Warren Kaeding	Curtis Brooks	Rejected Ballots	Votes For Cands
			BPSK	NDP	SGP	SP	SUP		
1	Saltcoats and District Community Hall	393	0	15	0	43	15	0	73
2	Calder Community Hall	132	1	6	1	39	9	0	56
3	MacNutt Recreational Centre	243	0	9	1	96	4	0	110
4	Langenburg Community Centre	652	0	26	0	138	10	1	174
5	Langenburg Community Centre	545	0	18	1	77	8	0	104
6	Churchbridge Community Centre	912	1	110	7	326	29	1	473
7	Bredenbury Busy Bees	361	3	18	1	112	10	0	144
8	Saltcoats and District Community Hall	613	2	15	6	99	20	0	142
9	Melville Community Works Gym	1,052	4	53	2	127	17	0	203
10	Melville Community Works Gym	973	0	47	2	105	26	1	180
11	Melville Community Works Gym	984	0	51	1	90	16	0	158
12	Melville Community Works Meeting Room North	1,031	0	53	4	93	19	0	169
13	Lemberg Friendship Club	330	3	26	2	140	16	0	187
14	Neudorf Community Hall	406	3	43	2	122	19	0	189
15	Grayson Seniors Citizens Centre	523	4	25	0	155	16	0	200
16	Bangor Hall	214	2	6	2	57	6	0	73
17	Seniors Ethnic Centre	680	0	79	4	199	20	0	302
18	S.N. Boreen Community Centre	711	0	27	0	109	12	1	148
19	S.N. Boreen Community Centre	786	2	43	3	79	25	1	152
20	S.N. Boreen Community Centre	862	1	46	5	120	13	0	185
21	Spy Hill Community Hall	508	4	45	1	169	10	1	229
A001	Melville Community Works Gym	-	10	332	11	681	88	2	1,122
A002	Melville Community Works Gym	-	10	227	7	441	67	1	752
A003	RM Langenburg Auditorium	-	6	87	8	388	28	0	517
A004	S.N. Boreen Community Centre	-	10	301	7	697	69	3	1,084
A005	Saltcoats and District Community Hall	-	3	101	1	293	23	1	421
Home	Homebound	-	0	0	0	0	0	0	0
HRT	RESULTS COMBINED WITH PCF								
PCF	Personal Care Facilities	247	2	20	6	58	10	4	96
VBM	Vote By Mail	-	1	116	1	129	15	27	262
	Totals	13,158	72	1,945	86	5,182	620	44	7,905

	Candidate Elected - Warren Kaeding								
	Plurality	3,237							
	% Who Voted	60.41%							
	% By Party		0.91%	24.60%	1.09%	65.55%	7.84%		

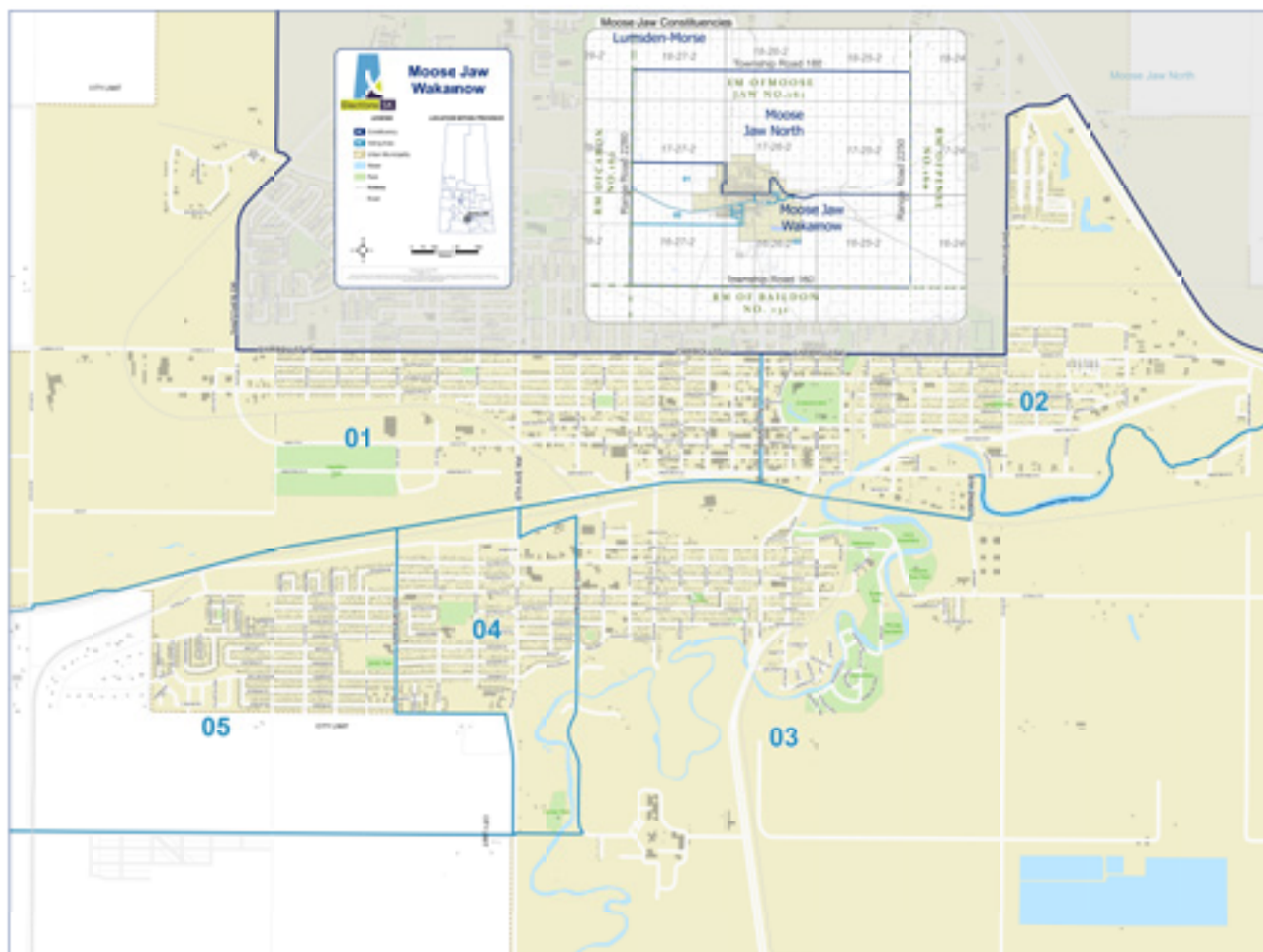


Moose Jaw North - Polling Location			Votes Cast For			Ballots	
Poll	Poll Name	Registered Voters	Cheantelle Fisher	Kimberly Epp	Tim McLeod	Rejected Ballots	Votes For Cands
			NDP	SGP	SP		
1A	Moose Jaw Alliance Church	4478	346	18	639	3	1003
1B	Moose Jaw Alliance Church	-	354	12	644	6	1010
1C	Moose Jaw Alliance Church	-	339	18	661	2	1018
2A	Moose Jaw Wildlife Centre	3946	235	13	337	0	585
2B	Moose Jaw Wildlife Centre	-	259	16	345	2	620
2C	Moose Jaw Wildlife Centre	-	335	16	428	3	779
3A	New Life Center	4136	311	22	441	2	774
3B	New Life Center	-	298	16	440	1	754
3C	New Life Center	-	257	9	361	1	627
Home	<i>RESULTS COMBINED WITH HRT</i>						
HRT	Hospital, Remand and Temporarily Displaced	-	2	1	9	0	12
PCF	Personal Care Facilities	197	27	5	53	1	85
VBM	Vote By Mail	-	231	1	220	1	452
	Totals	12,757	2,994	147	4,578	22	7,719

	Candidate Elected - Tim McLeod						
	Plurality	1,584					
	% Who Voted	60.68%					
	% By Party		38.79%	1.90%	59.31%		



VOTE SUMMARY BY CONSTITUENCY POLLING DIVISION: MOOSE JAW WAKAMOW

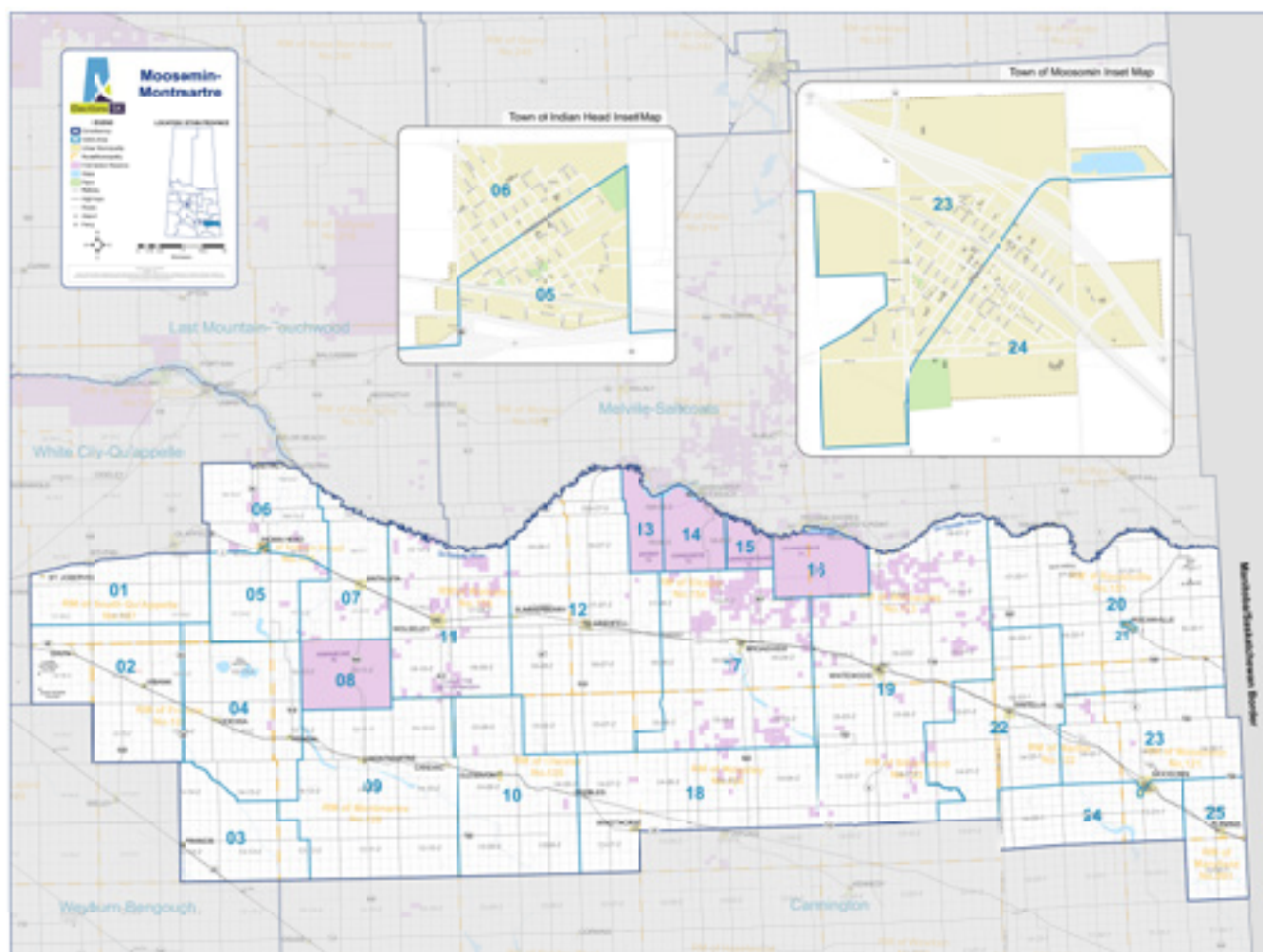


Moose Jaw Wakamow - Polling Location			Votes Cast For			Ballots	
Poll	Poll Name	Registered Voters	Melissa Patterson NDP	Michael Gardiner SGP	Megan Patterson SP	Rejected Ballots	Votes For Cands
1A	Moose Jaw Events Centre	2,884	220	20	276	0	516
1B	Moose Jaw Events Centre	-	204	20	287	0	511
2A	Cosmo Senior Citizens' Centre	2,982	389	45	515	4	949
2B	Cosmo Senior Citizens' Centre	-	340	25	471	1	836
3A	Sportsman's Centre Event Hall	2,215	122	12	184	1	318
3B	Sportsman's Centre Event Hall	-	190	12	242	0	444
4A	Church of Our Lady Community Centre	2,126	272	25	379	3	676
4B	Church of Our Lady Community Centre	-	273	23	380	2	676
5A	Sacred Heart School	2,727	421	23	512	2	956
5B	Sacred Heart School	-	236	8	326	2	570
Home	Homebound	-	0	0	0	0	0
HRT	Hospital, Remand and Temporarily Displaced	-	12	0	13	3	25
PCF	Personal Care Facilities	315	51	14	54	0	119
VBM	Vote By Mail	-	164	1	180	24	345
	Totals	13,249	2,894	228	3,819	42	6,941

	Candidate Elected - Megan Patterson						
	Plurality	925					
	% Who Voted	52.71%					
	% By Party		41.69%	3.28%	55.02%		



VOTE SUMMARY BY CONSTITUENCY POLLING DIVISION: MOOSOMIN-MONTMARTRE



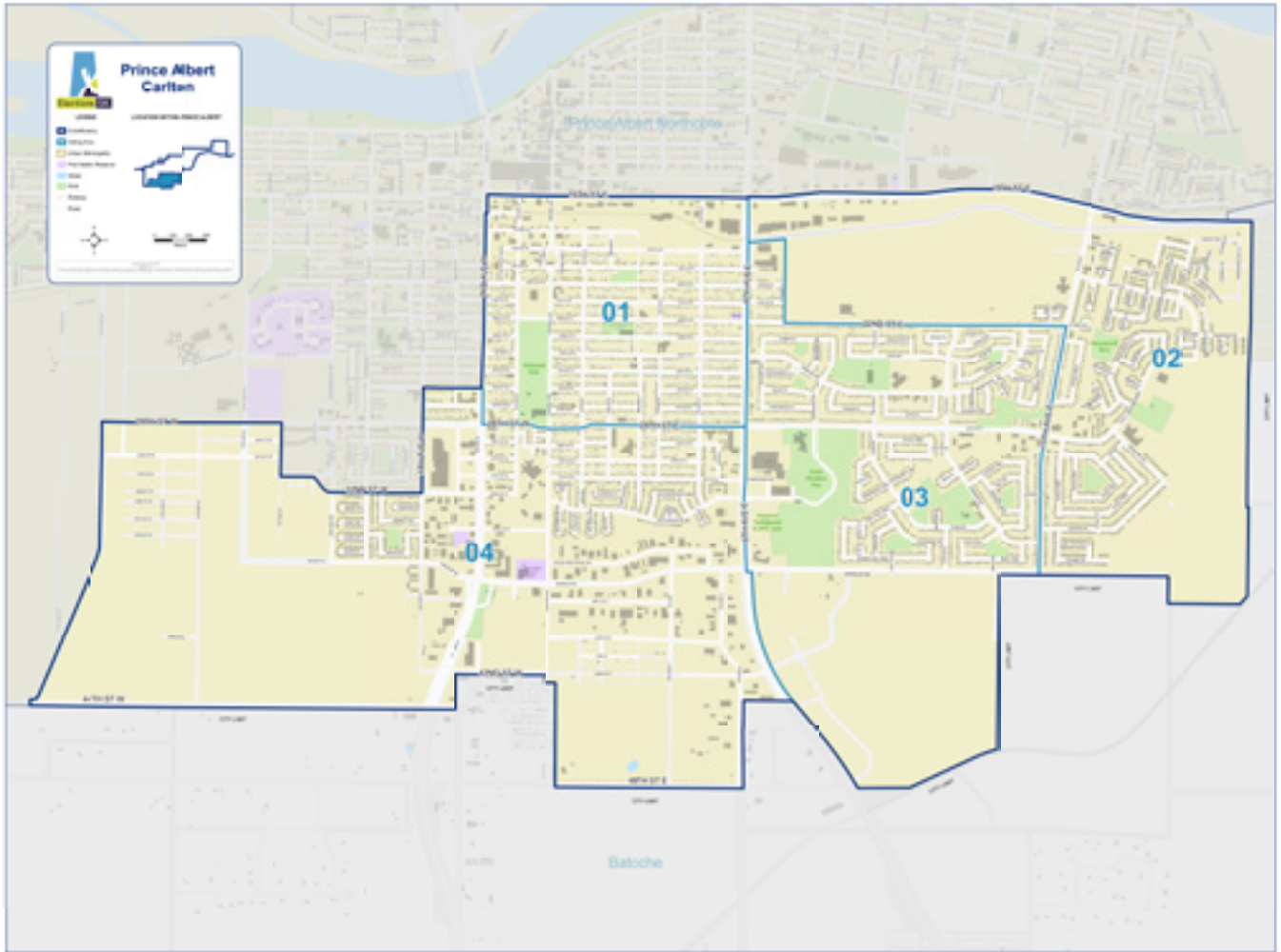
Moosomin-Montmartre - Polling Location			Votes Cast For					Ballots	
Poll	Poll Name	Registered Voters	Otis Ayre BPSK	Chris Ball NDP	Remi Rheault SGP	Kevin Weedmark SP	Adam Erickson SUP	Rejected Ballots	Votes For Cands
1	McLean Community Centre	424	1	72	2	134	12	0	221
2	Vibank Seniors Centre	769	1	102	6	294	30	0	433
3	Francis Town Hall	233	1	29	4	96	26	1	156
4	Odessa Community Centre	418	2	51	2	129	22	0	206
5	Indian Head Memorial Hall	740	0	44	3	107	8	0	162
6	Indian Head Memorial Hall	853	1	64	4	127	13	0	209
7	Santaluta Silver Horizons Centre	154	3	17	0	47	1	0	68
8	Carry the Kettle Community Hall	407	3	63	0	2	0	1	68
9	Montmartre Seniors Golden Age Club	578	2	21	3	80	14	1	120

Moosomin-Montmartre - Polling Location			Votes Cast For					Ballots	
Poll	Poll Name	Registered Voters	Otis Ayre BPSK	Chris Ball NDP	Remi Rheault SGP	Kevin Weedmark SP	Adam Erickson SUP	Rejected Ballots	Votes For Cands
10	Glenavon Centennial Hall	272	2	18	3	132	17	1	172
11	Wolseley Town Hall/Opera House	756	6	94	6	206	54	3	366
12	Grenfell Community Hall	1,086	6	42	8	135	21	0	212
13	Zagime Anishinabek Community Complex	121	0	29	0	3	1	1	33
14	Cowessess Band Hall	386	0	48	1	5	1	0	55
15	Chief Joseph Crowe Governance Centre	289	0	38	1	7	2	0	48
16	Broadview Community Centre	237	0	22	1	2	0	0	25
17	Broadview Community Centre	615	2	80	2	137	12	1	233
18	Windthorst Community Recreation Centre	387	9	35	4	156	16	0	220
19	Whitewood Legion 87	1,035	3	46	7	167	21	0	244
20	Rocanville Community Centre	524	1	25	0	113	9	0	148
21	Rocanville Community Centre	649	0	40	1	101	5	1	147
22	Wapella School	424	1	19	2	145	14	0	181
23	Memorial Hall Moosomin Legion	1,109	1	26	2	178	19	0	226
24	Memorial Hall Moosomin Legion	1,166	0	35	2	150	17	0	204
25	Fleming Community Hall	113	1	9	0	37	5	0	52
A001	Indian Head Heritage Club	-	3	239	16	409	36	1	703
A002	Montmartre Seniors Golden Age Club	-	4	84	7	257	33	3	385
A003	Grenfell Community Hall	-	1	77	9	382	47	1	516
A004	Cowessess Band Hall	-	1	49	1	8	0	0	59
A005	Whitewood Legion 87	-	5	77	6	324	38	1	450
A006	Rocanville Community Centre	-	1	68	2	277	33	1	381
A007	Memorial Hall Moosomin Legion	-	5	136	9	728	57	1	935
Home	Homebound	-	0	0	0	0	0	0	0
HRT	Hospital, Remand and Temporarily Displaced	-	0	5	1	11	0	2	17
PCF	Personal Care Facilities	281	6	37	4	70	13	2	130
VBM	Vote By Mail	-	0	70	3	135	12	73	220
Totals		14,026	72	1,911	122	5,291	609	95	8,005

Candidate Elected - Kevin Weedmark								
Plurality	3,380							
% Who Voted	57.75%							
% By Party		0.90%	23.87%	1.52%	66.10%	7.61%		



VOTE SUMMARY BY CONSTITUENCY POLLING DIVISION: PRINCE ALBERT CARLTON

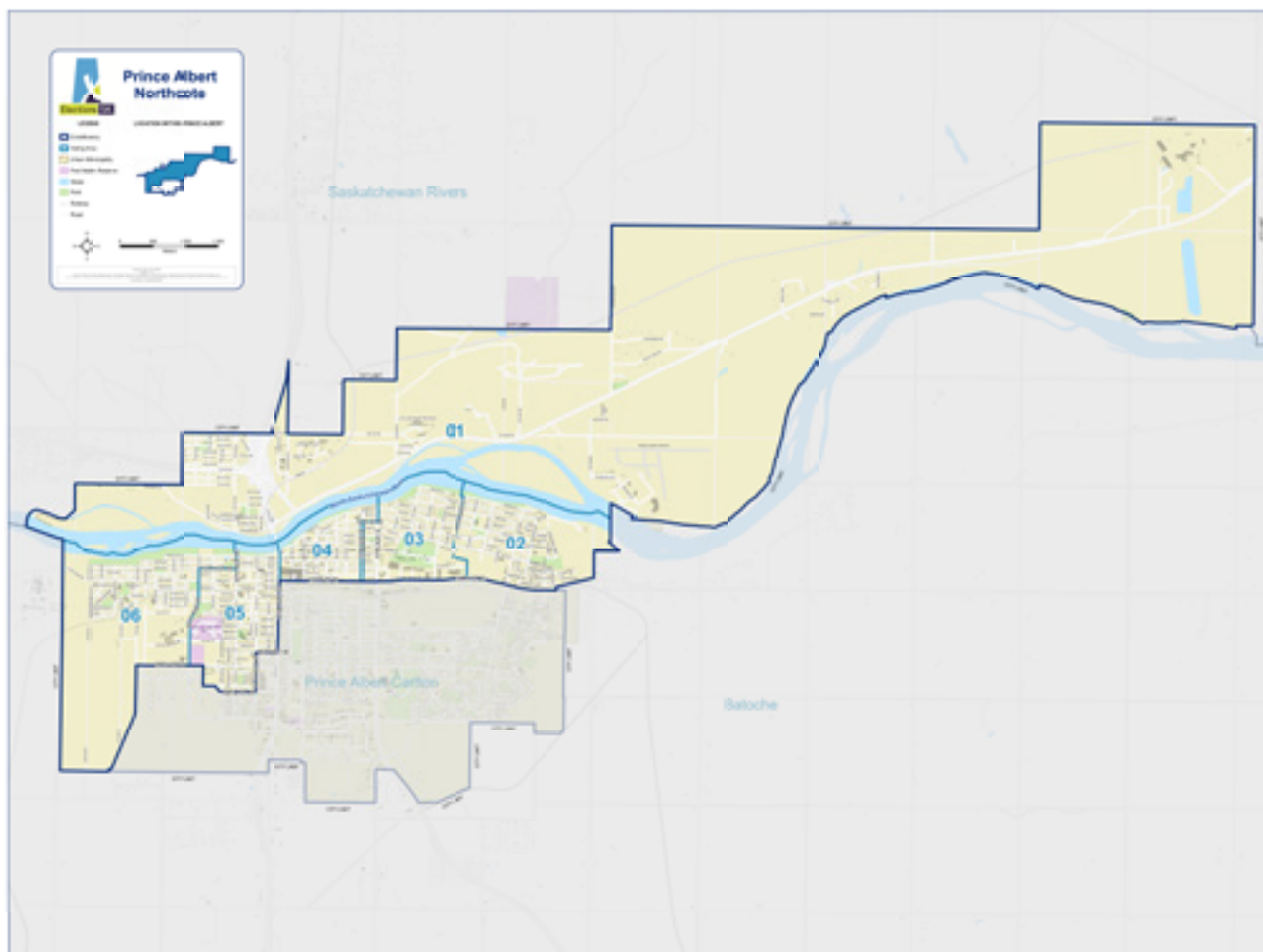


Prince Albert Carlton - Polling Location			Votes Cast For				Ballots	
Poll	Poll Name	Registered Voters	Carolyn Brost Strom NDP	Andrew Muirhead SGP	Kevin Kasun SP	Denneil Carpenter SUP	Rejected Ballots	Votes For Cands
1A	East Hill Community Club	2,921	292	16	317	49	1	674
1B	East Hill Community Club	-	286	9	295	33	0	623
2A	Messiah Lutheran Church	3,006	348	4	436	18	0	806
2B	Messiah Lutheran Church	-	289	5	357	19	1	670
3A	Carlton Park Community Club	3,765	409	6	512	30	2	957
3B	Carlton Park Community Club	-	484	7	599	32	0	1,122
4A	Coronet Hotel	2,628	216	6	234	24	2	480
4B	Coronet Hotel	-	186	9	244	19	7	458
Home	Homebound	-	0	0	0	0	0	0
HRT	Hospital, Remand and Temporarily Displaced	-	13	1	13	0	1	27
PCF	Personal Care Facilities	115	23	4	15	6	1	48
VBM	Vote By Mail	-	176	2	144	11	109	333
	Totals	12,435	2,722	69	3,166	241	124	6,198

	Candidate Elected - Kevin Kasun							
	Plurality	444						
	% Who Voted	50.84%						
	% By Party		43.92%	1.11%	51.08%	3.89%		



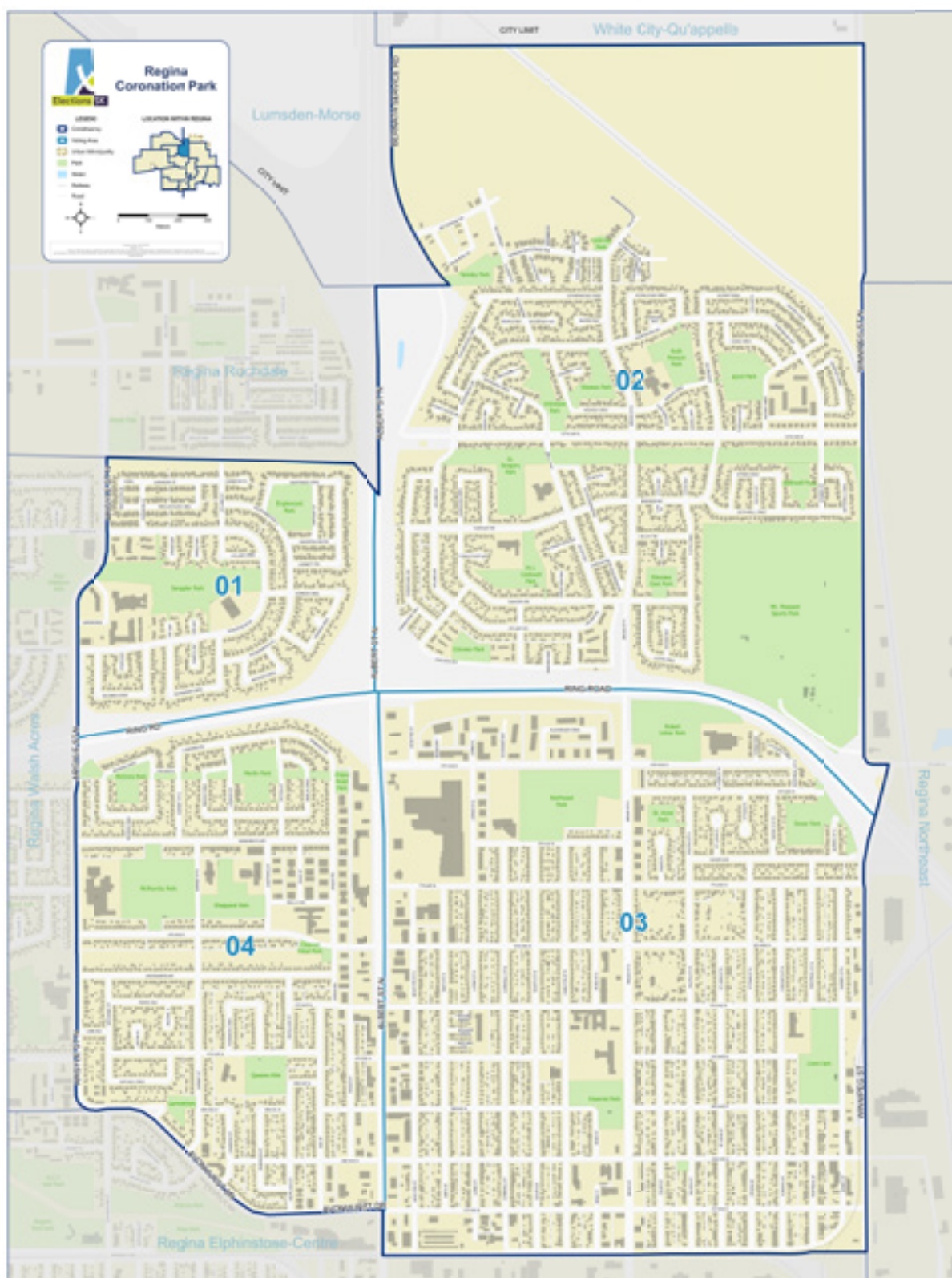
VOTE SUMMARY BY CONSTITUENCY POLLING DIVISION: PRINCE ALBERT NORTHCOTE



Prince Albert Northcote - Polling Location			Votes Cast For				Ballots	
Poll	Poll Name	Registered Voters	Nicole Rancourt NDP	Jarren Jones SGP	Alana Ross SP	Terri Davis SUP	Rejected Ballots	Votes For Cands
1A	Nordale Community Club	601	53	4	92	12	0	161
1B	Nordale Community Club	-	58	3	90	4	0	155
2A	East End Rink/Arena	2,969	372	8	447	44	1	871
2B	East End Rink/Arena	-	323	4	365	39	2	731
3A	Pioneer Log Cabin	2,297	181	9	170	22	0	382
3B	Pioneer Log Cabin	-	163	4	148	20	1	335
4A	Royal Canadian Legion Branch #2	2,009	174	7	148	22	2	351
4B	Royal Canadian Legion Branch #2	-	167	5	123	15	1	310
5A	St George's Ukrainian Catholic Parish Hall	3,386	195	12	190	27	1	424
5B	St George's Ukrainian Catholic Parish Hall	-	200	9	170	20	0	399
6A	Alfred Jenkins Field House	2,828	323	8	319	27	2	677
6B	Alfred Jenkins Field House	-	317	14	335	29	0	695
Home	Homebound	-	0	0	0	0	0	0
HRT	Hospital, Remand and Temporarily Displaced	-	24	1	28	4	5	57
PCF	Personal Care Facilities	418	94	12	148	13	4	267
VBM	Vote By Mail	-	115	1	119	4	97	239
	Totals	14,508	2,759	101	2,892	302	116	6,054

	Candidate Elected - Alana Ross							
	Plurality	133						
	% Who Voted	42.53%						
	% By Party		45.57%	1.67%	47.77%	4.99%		

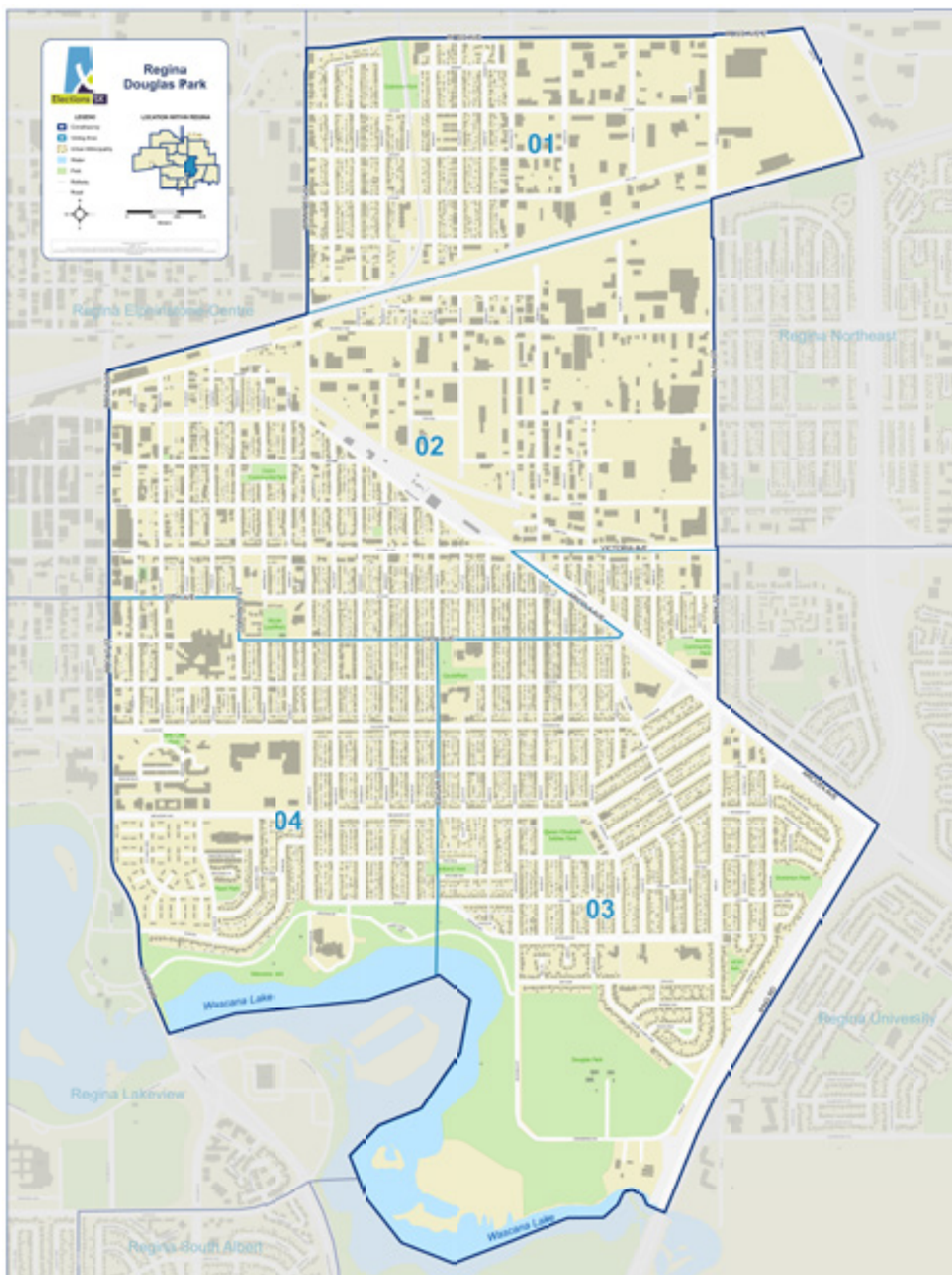
VOTE SUMMARY BY CONSTITUENCY POLLING DIVISION: REGINA CORONATION PARK



Regina Coronation Park - Polling Location			Votes Cast For				Ballots	
Poll	Poll Name	Registered Voters	Noor Burki NDP	Olasehinde Ben Adebayo PC	Maria Krznar SGP	Riaz Ahmad SP	Rejected Ballots	Votes For Cands
1A	Argyle North Community Association	1,443	334	28	24	238	2	624
1B	Argyle North Community Association	-	316	23	18	225	2	582
2A	Evangelical Free Church	3,962	561	70	27	470	2	1,128
2B	Evangelical Free Church	-	786	50	39	614	6	1,489
3A	Mount Olive Lutheran Church	5,522	512	60	50	327	5	949
3B	Mount Olive Lutheran Church	-	505	71	42	345	3	963
4A	Avonhurst Pentecostal Church	2,954	293	48	22	226	6	589
4B	Avonhurst Pentecostal Church	-	322	47	38	250	4	657
Home	RESULTS COMBINED WITH HRT							
HRT	Hospital, Remand and Temporarily Displaced	-	11	2	2	6	1	21
PCF	Personal Care Facilities	145	34	11	5	14	0	64
VBM	Vote By Mail	-	252	4	5	119	33	380
	Totals	14,026	3,926	414	272	2,834	64	7,446

	Candidate Elected - Noor Burki							
	Plurality	1,092						
	% Who Voted	53.54%						
	% By Party		52.73%	5.56%	3.65%	38.06%		

VOTE SUMMARY BY CONSTITUENCY POLLING DIVISION: REGINA DOUGLAS PARK

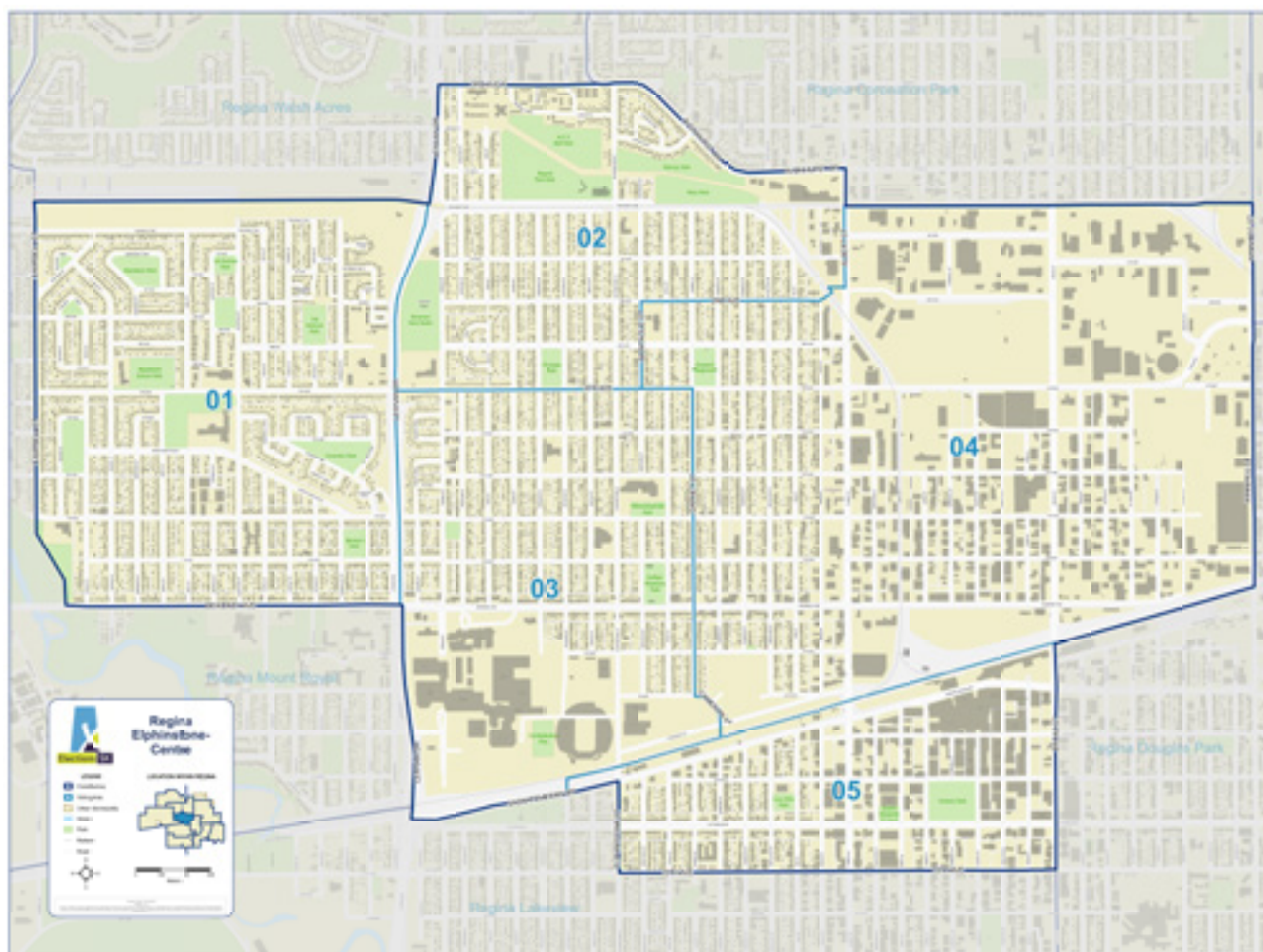


Regina Douglas Park - Polling Location			Votes Cast For			Ballots	
Poll	Poll Name	Registered Voters	Nicole Sarauer NDP	Victor Lau SGP	Ken Grey SP	Rejected Ballots	Votes For Cands
1A	Eastview Community Centre	1,392	175	12	118	3	305
1B	Eastview Community Centre	-	178	14	133	1	325
2A	St. Mary's Parish	3,250	452	21	217	8	690
2B	St. Mary's Parish	-	424	26	220	3	670
3A	Broadway United Church	4,126	769	34	365	6	1,168
3B	Broadway United Church	-	844	42	410	6	1,296
4A	Regina Girl Guides Centre	4,196	488	15	199	2	702
4B	Regina Girl Guides Centre	-	456	24	188	5	668
Home	Homebound	-	0	0	0	0	0
HRT	Hospital, Remand and Temporarily Displaced	-	14	4	10	1	28
PCF	Personal Care Facilities	131	31	6	28	1	65
VBM	Vote By Mail	-	368	6	115	48	489
	Totals	13,095	4,199	204	2,003	84	6,406

	Candidate Elected - Nicole Sarauer						
	Plurality	2,196					
	% Who Voted	49.56%					
	% By Party		65.55%	3.18%	31.27%		



VOTE SUMMARY BY CONSTITUENCY POLLING DIVISION: REGINA ELPHINSTONE-CENTRE

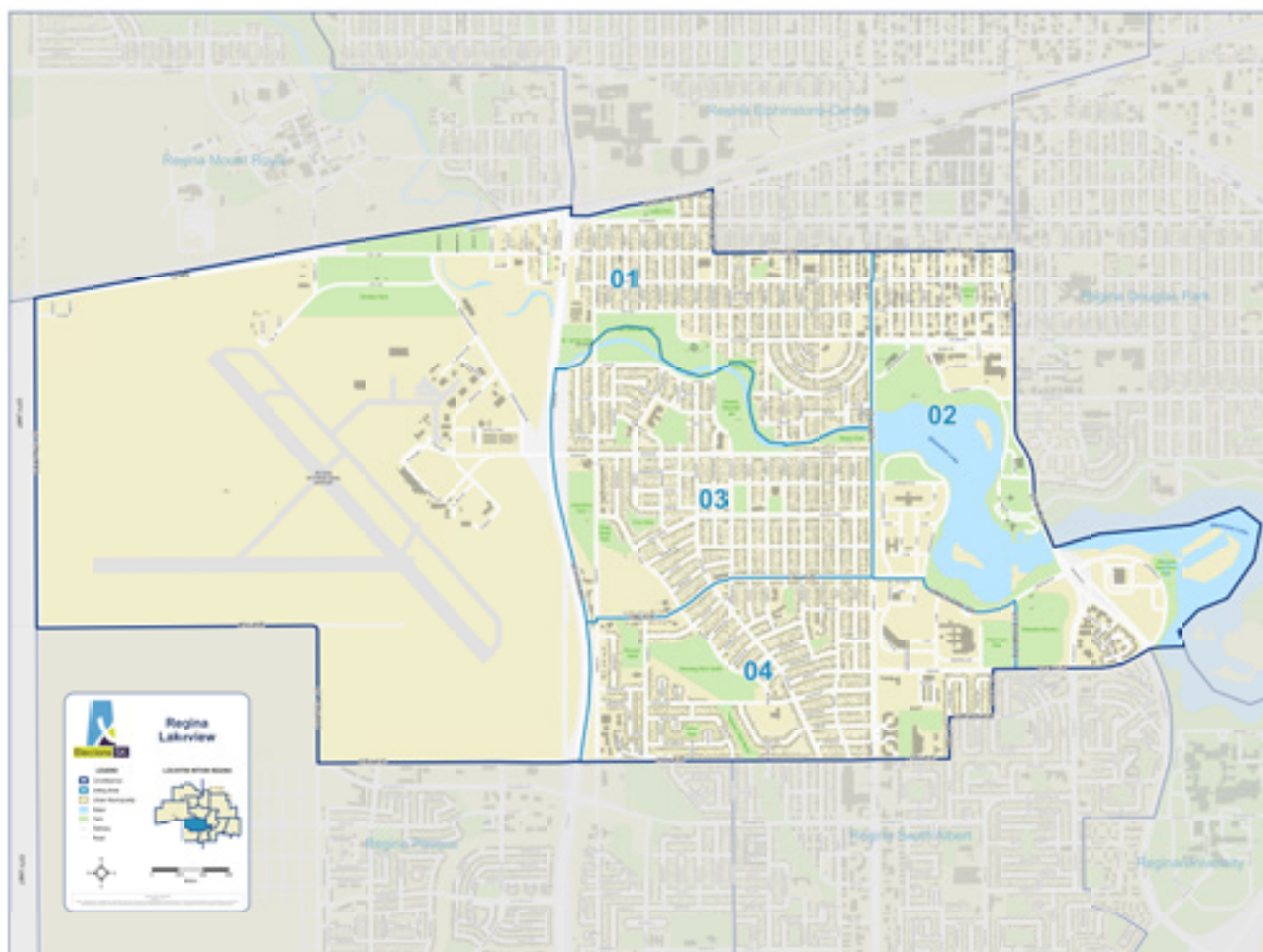


Regina Elphinstone-Centre - Polling Location			Votes Cast For					Ballots	
Poll	Poll Name	Registered Voters	Meara Conway NDP	Jim Elliott SGP	Caesar Khan SP	Nathan Bruce SPP	Pamela Carpenter SUP	Rejected Ballots	Votes For Cands
1A	Regina Community of Christ	4,130	449	15	238	28	41	4	771
1B	Regina Performing Arts Centre	-	179	17	106	14	27	5	343
2A	The Gathering Place	2,648	154	10	81	14	30	0	289
2B	The Gathering Place	-	150	15	75	12	30	0	282
3A	Māmawêyatitân Centre	2,745	393	27	167	29	37	5	653
3B	Māmawêyatitân Centre	-	352	19	130	19	34	3	554
4A	Regina Performing Arts Centre	2,292	190	12	101	20	31	1	354
4B	Regina Community of Christ	-	467	17	273	22	32	1	811
5A	St. Paul's Cathedral	2,320	325	10	95	14	22	0	466
5B	St. Paul's Cathedral	-	345	4	76	15	16	0	456
Home	<i>RESULTS COMBINED WITH HRT</i>								
HRT	Hospital, Remand and Temporarily Displaced	3	26	6	10	8	2	8	52
PCF	<i>RESULTS, INCLUDING REGISTERED VOTERS, COMBINED WITH HRT</i>								
VBM	Vote By Mail	-	238	4	65	4	8	4	319
	Totals	14,138	3,268	156	1,417	199	310	31	5,350

	Candidate Elected - Meara Conway								
	Plurality	1,851							
	% Who Voted	38.06%							
	% By Party		61.08%	2.92%	26.49%	3.72%	5.79%		



VOTE SUMMARY BY CONSTITUENCY POLLING DIVISION: REGINA LAKEVIEW

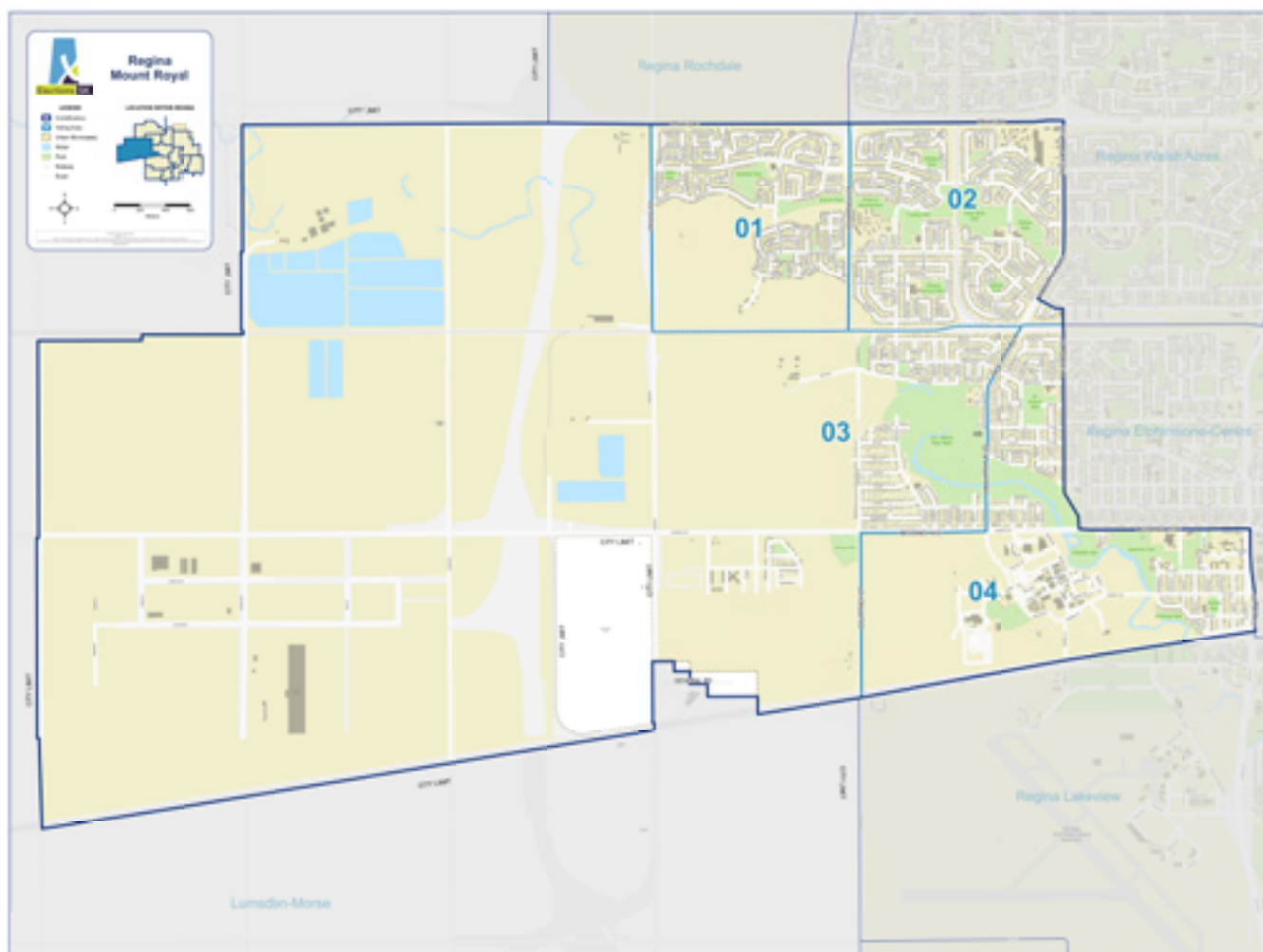


Regina Lakeview - Polling Location			Votes Cast For				Ballots	
Poll	Poll Name	Registered Voters	Carla Beck NDP	Victor Teece PC	Heather MacNeill SGP	Sarah Wright SP	Rejected Ballots	Votes For Cands
1A	St. Mary the Virgin Anglican Church	4,077	841	37	22	184	2	1,084
1B	St. Mary the Virgin Anglican Church	-	694	34	16	138	4	882
2A	Royal Saskatchewan Museum	2,756	613	33	22	204	3	872
2B	Royal Saskatchewan Museum	-	651	37	23	210	9	921
3A	Lakeview United Church	3,232	716	20	11	294	3	1,041
3B	Lakeview United Church	-	751	27	15	300	4	1,093
4A	Christ The King Parish Hall	3,275	493	17	7	267	3	784
4B	Christ The King Parish Hall	-	679	22	21	351	6	1,073
Home	RESULTS COMBINED WITH HRT							
HRT	Hospital, Remand and Temporarily Displaced	-	10	1	3	4	0	18
PCF	Personal Care Facilities	391	79	16	21	53	2	169
VBM	Vote By Mail	-	733	4	9	207	63	953
	Totals	13,731	6,260	248	170	2,212	99	8,890

	Candidate Elected - Carla Beck							
	Plurality	4,048						
	% Who Voted	65.47%						
	% By Party		70.42%	2.79%	1.91%	24.88%		



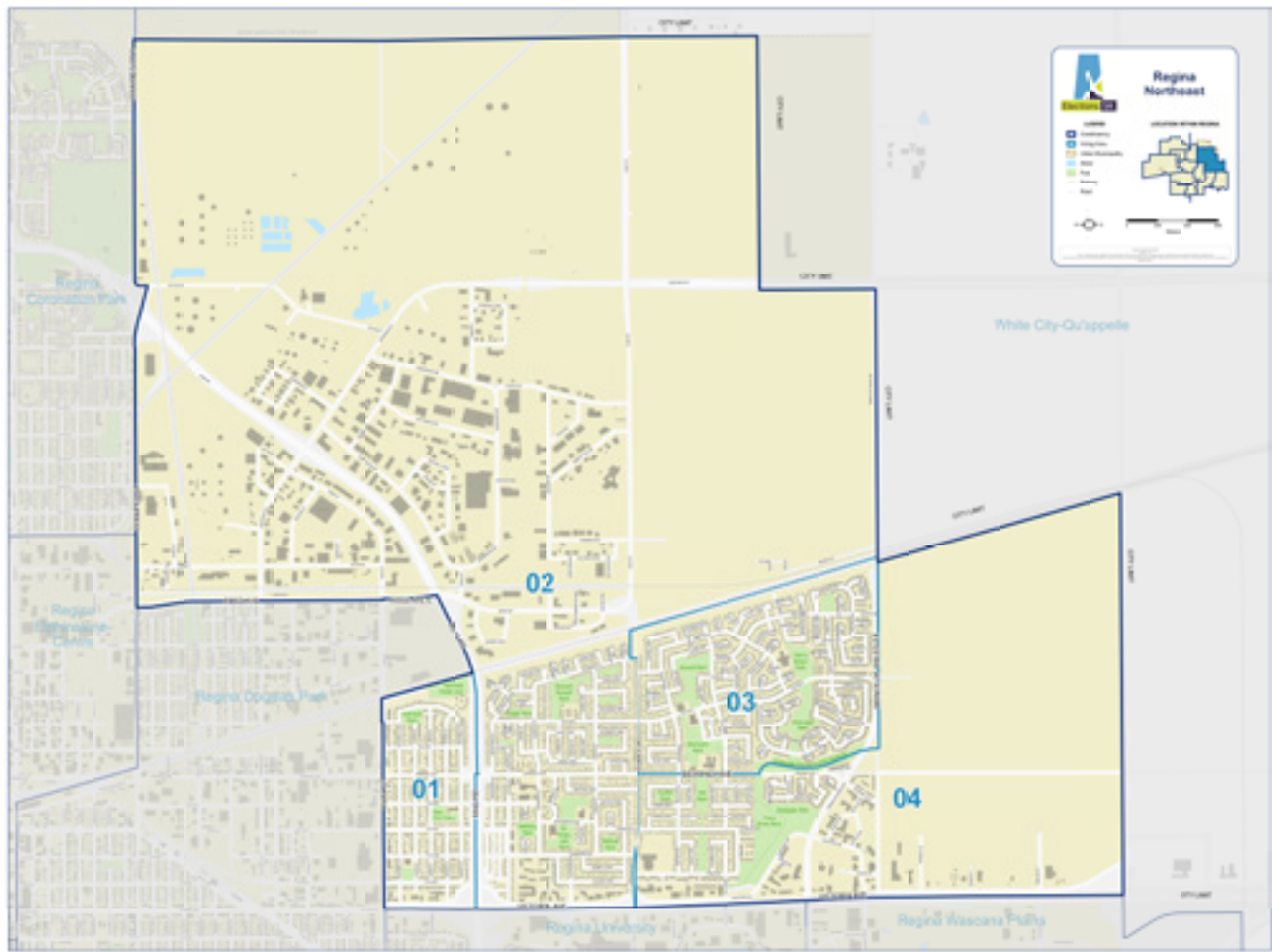
VOTE SUMMARY BY CONSTITUENCY POLLING DIVISION: REGINA MOUNT ROYAL



Regina Mount Royal - Polling Location			Votes Cast For			Ballots	
Poll	Poll Name	Registered Voters	Trent Wotherspoon NDP	Regina Demyen SGP	Jaspreet Mander SP	Rejected Ballots	Votes For Cands
1A	Westhill Park Baptist Church	3,432	607	12	495	1	1,114
1B	Westhill Park Baptist Church	-	827	13	649	4	1,489
2A	Prairie View Community Church	5,138	927	23	529	8	1,479
2B	Prairie View Community Church	-	811	21	438	2	1,270
3A	Dieppe School	2,876	447	10	215	2	672
3B	Dieppe School	-	493	28	277	5	798
4A	St. Cecilia Roman Catholic Church	2,523	356	15	187	5	558
4B	St. Cecilia Roman Catholic Church	-	385	17	210	4	612
Home	RESULTS COMBINED WITH HRT						
HRT	Hospital, Remand and Temporarily Displaced	-	7	4	6	0	17
PCF	Personal Care Facilities	321	92	24	54	1	170
VBM	Vote By Mail	-	467	7	195	42	669
	Totals	14,290	5,419	174	3,255	74	8,848

	Candidate Elected - Trent Wotherspoon						
	Plurality	2,164					
	% Who Voted	62.44%					
	% By Party		61.25%	1.97%	36.79%		

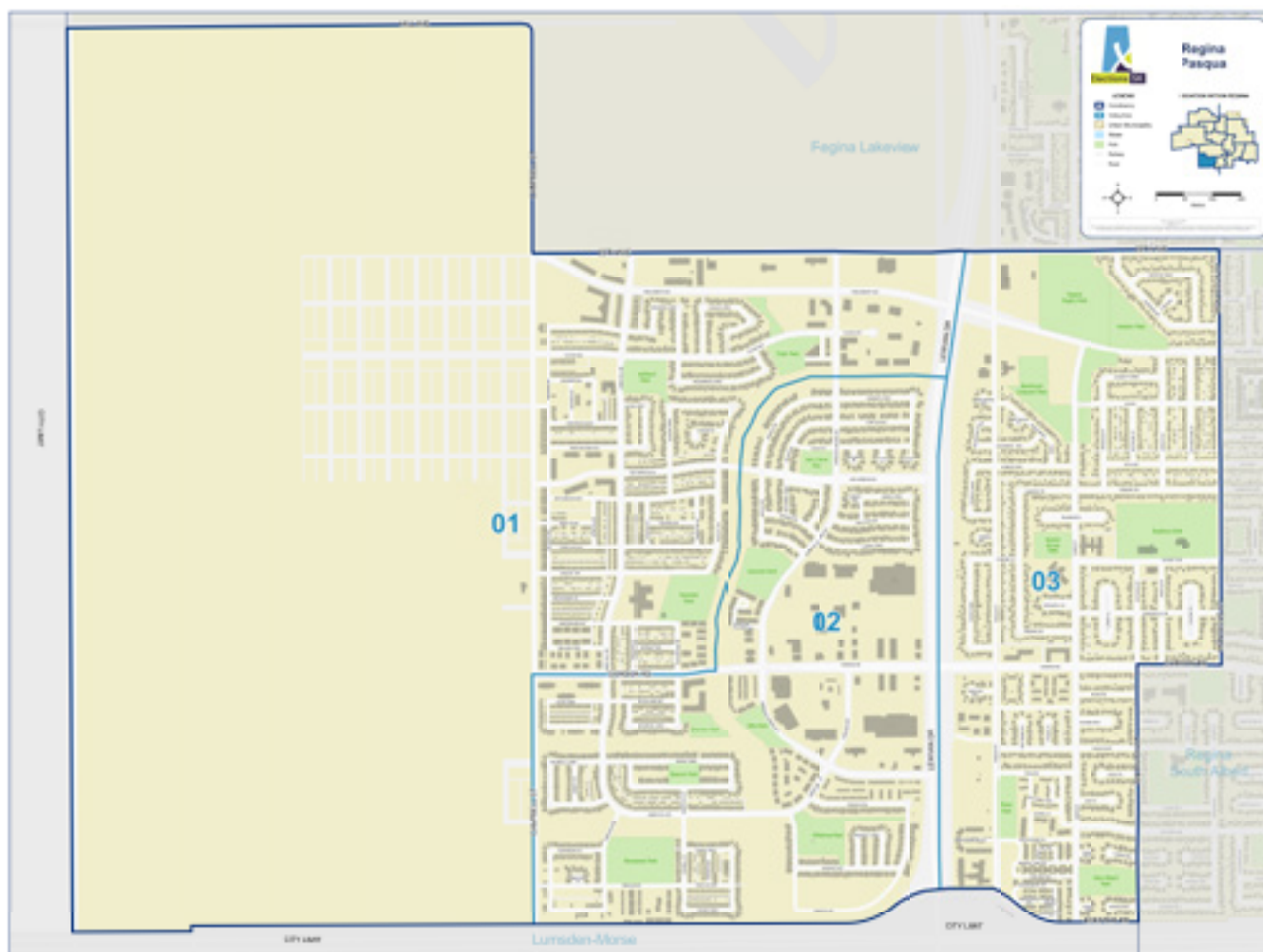
VOTE SUMMARY BY CONSTITUENCY POLLING DIVISION: REGINA NORTHEAST



Regina Northeast - Polling Location			Votes Cast For				Ballots	
Poll	Poll Name	Registered Voters	Jacqueline Roy	Anthony Thomas Majore	Rahul Singh	Kate Tremblay	Rejected Ballots	Votes For Cands
			NDP	SGP	SP	SPP		
1A	Glen Elm Church of Christ	1424	143	9	118	14	1	284
1B	Glen Elm Church of Christ	-	158	9	144	15	2	326
2A	Regina Public Library - Glen Elm Branch	3883	647	32	530	47	6	1256
2B	Regina Public Library - Glen Elm Branch	-	567	25	431	54	9	1077
3A	Glencairn Neighbourhood Recreation Centre	4590	527	22	489	30	7	1068
3B	Glencairn Neighbourhood Recreation Centre	-	423	14	394	24	1	855
3C	Glencairn Neighbourhood Recreation Centre	-	452	20	433	28	0	933
4A	Holiday Inn Hotel	2404	245	8	216	16	2	485
4B	Holiday Inn Hotel	-	223	9	220	15	0	467
Home	Homebound	-	0	0	0	0	0	0
HRT	Hospital, Remand and Temporarily Displaced	6	7	1	2	2	1	12
PCF	RESULTS, INCLUDING REGISTERED VOTERS, COMBINED WITH HRT							
VBM	Vote By Mail	-	268	0	176	8	34	452
	Totals	12,307	3,660	149	3,153	253	63	7,215

	Candidate Elected - Jacqueline Roy							
	Plurality	507						
	% Who Voted	59.14%						
	% By Party		50.73%	2.07%	43.70%	3.51%		

VOTE SUMMARY BY CONSTITUENCY POLLING DIVISION: REGINA PASQUA

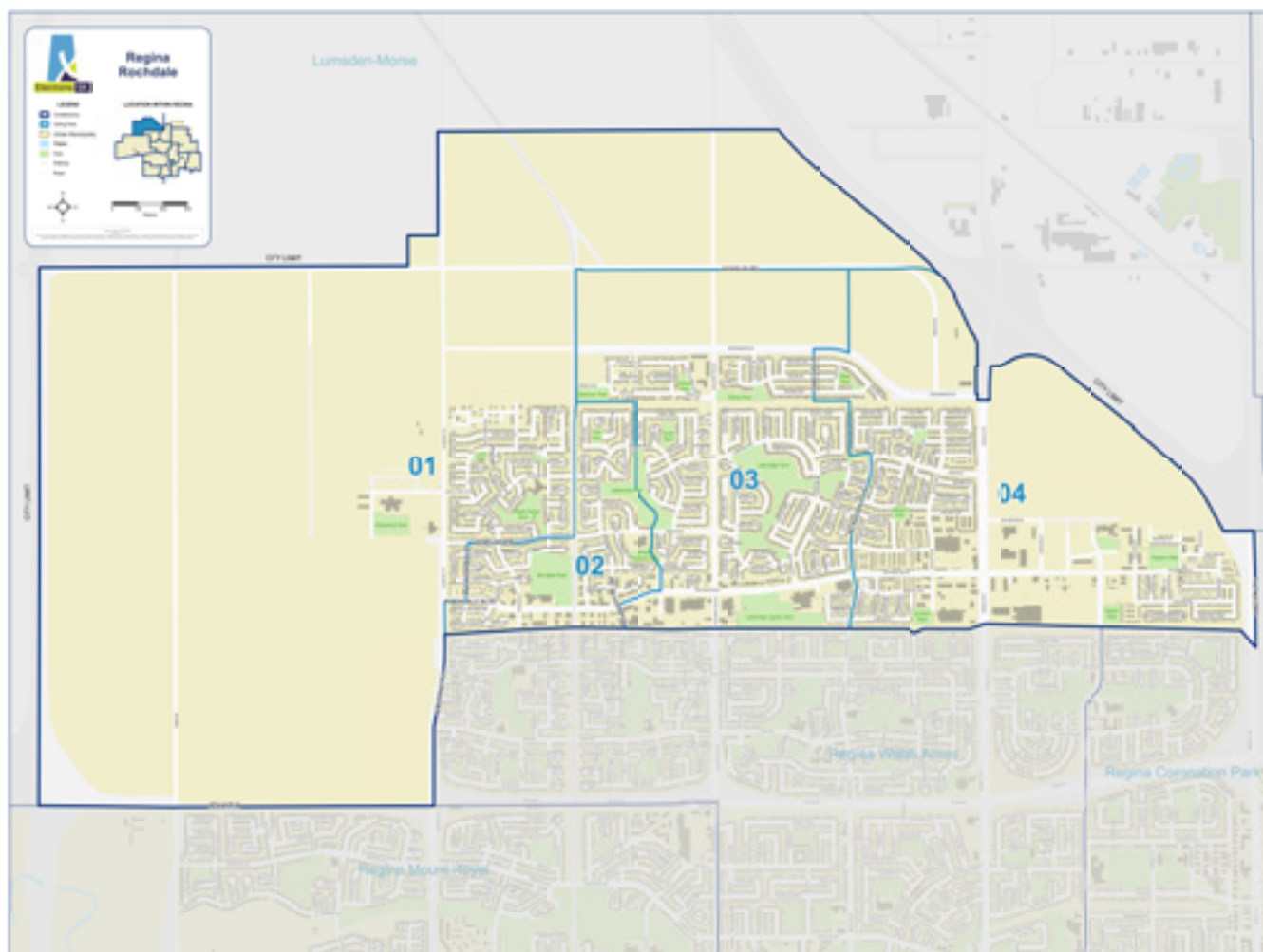


Regina Pasqua - Polling Location			Votes Cast For					Ballots	
Poll	Poll Name	Registered Voters	Shannon Chapple BPSK	Bhajan Brar NDP	Justin Parnell PC	Ekaterina Cabylis SGP	Muhammad Fiaz SP	Rejected Ballots	Votes For Cands
1A	Regina Humane Society	4117	14	505	64	16	433	8	1032
1B	Regina Humane Society	-	13	591	85	27	469	4	1185
1C	Regina Humane Society	-	8	598	72	17	428	2	1123
2A	Parliament Community Church	3944	6	186	34	11	179	2	416
2B	Parliament Community Church	-	2	194	28	13	152	2	389
2C	Parliament Community Church	-	3	180	23	6	190	0	402
3A	South Leisure Centre	3510	13	372	38	7	222	3	652
3B	South Leisure Centre	-	8	379	26	13	233	3	659
3C	South Leisure Centre	-	11	351	30	11	230	6	633
Home	Homebound	-	0	0	0	0	0	0	0
HRT	Hospital, Remand and Temporarily Displaced	-	2	2	2	0	0	0	6
PCF	Personal Care Facilities	240	10	32	21	10	38	7	111
VBM	Vote By Mail	-	0	424	18	1	235	49	678
Totals		11,811	90	3,814	441	132	2,809	86	7,286

	Candidate Elected - Bhajan Brar								
	Plurality	1,005							
	% Who Voted	62.42%							
	% By Party		1.24%	52.35%	6.05%	1.81%	38.55%		



VOTE SUMMARY BY CONSTITUENCY POLLING DIVISION: REGINA ROCHDALE



Regina Rochdale - Polling Location			Votes Cast For			Ballots	
Poll	Poll Name	Registered Voters	Joan Pratchler NDP	Irene Browatzke SGP	Laura Ross SP	Rejected Ballots	Votes For Cands
1A	Rosewood Alliance Church	1903	287	10	288	1	585
1B	Rosewood Alliance Church	-	237	9	244	1	490
2A	North West Leisure Centre	2242	532	16	455	4	1003
2B	North West Leisure Centre	-	596	19	432	2	1047
3A	Holy Family Parish	4812	534	17	437	2	988
3B	Holy Family Parish	-	510	16	443	4	969
4A	Comfort Suites	5118	631	27	578	4	1236
4B	Comfort Suites	-	575	18	496	1	1089
4C	Comfort Suites	-	595	26	527	3	1148
Home	Homebound	-	0	0	0	0	0
HRT	RESULTS COMBINED WITH PCF						
PCF	Personal Care Facilities	136	32	3	24	3	59
VBM	Vote By Mail	-	517	6	306	31	829
	Totals	14,211	5,046	167	4,230	56	9,443

	Candidate Elected - Joan Pratchler					
	Plurality	816				
	% Who Voted	66.84%				
	% By Party		53.44%	1.77%	44.80%	



VOTE SUMMARY BY CONSTITUENCY POLLING DIVISION: REGINA SOUTH ALBERT



Regina South Albert - Polling Location			Votes Cast For				Ballots	
Poll	Poll Name	Registered Voters	Aleana Young NDP	David Teece PC	Leonie Williams SGP	Khushdil (Lucky) Mehrok SP	Rejected Ballots	Votes For Cands
1A	Holiday Inn	2,730	378	39	15	206	5	638
1B	Holiday Inn	-	320	26	9	182	7	537
2A	St. Anne's Parish	3,786	523	27	6	190	3	746
2B	St. Anne's Parish	-	631	35	13	294	2	973
3A	St. Martin de Porres Parish	3,600	668	24	16	294	4	1,002
3B	St. Martin de Porres Parish	-	775	49	17	312	2	1,153
4A	South Leisure Centre	1,746	666	46	22	321	6	1,055
4B	South Leisure Centre	-	570	39	20	304	1	933
Home	Homebound	-	0	0	0	0	0	0
HRT	Hospital, Remand and Temporarily Displaced	-	8	2	1	2	0	13
PCF	Personal Care Facilities	228	32	21	8	27	3	88
VBM	Vote By Mail	-	537	9	4	203	43	753
	Totals	12,090	5,108	317	131	2,335	76	7,891

	Candidate Elected - Aleana Young							
	Plurality	2,773						
	% Who Voted	65.90%						
	% By Party		64.73%	4.02%	1.66%	29.59%		



VOTE SUMMARY BY CONSTITUENCY POLLING DIVISION: REGINA UNIVERSITY

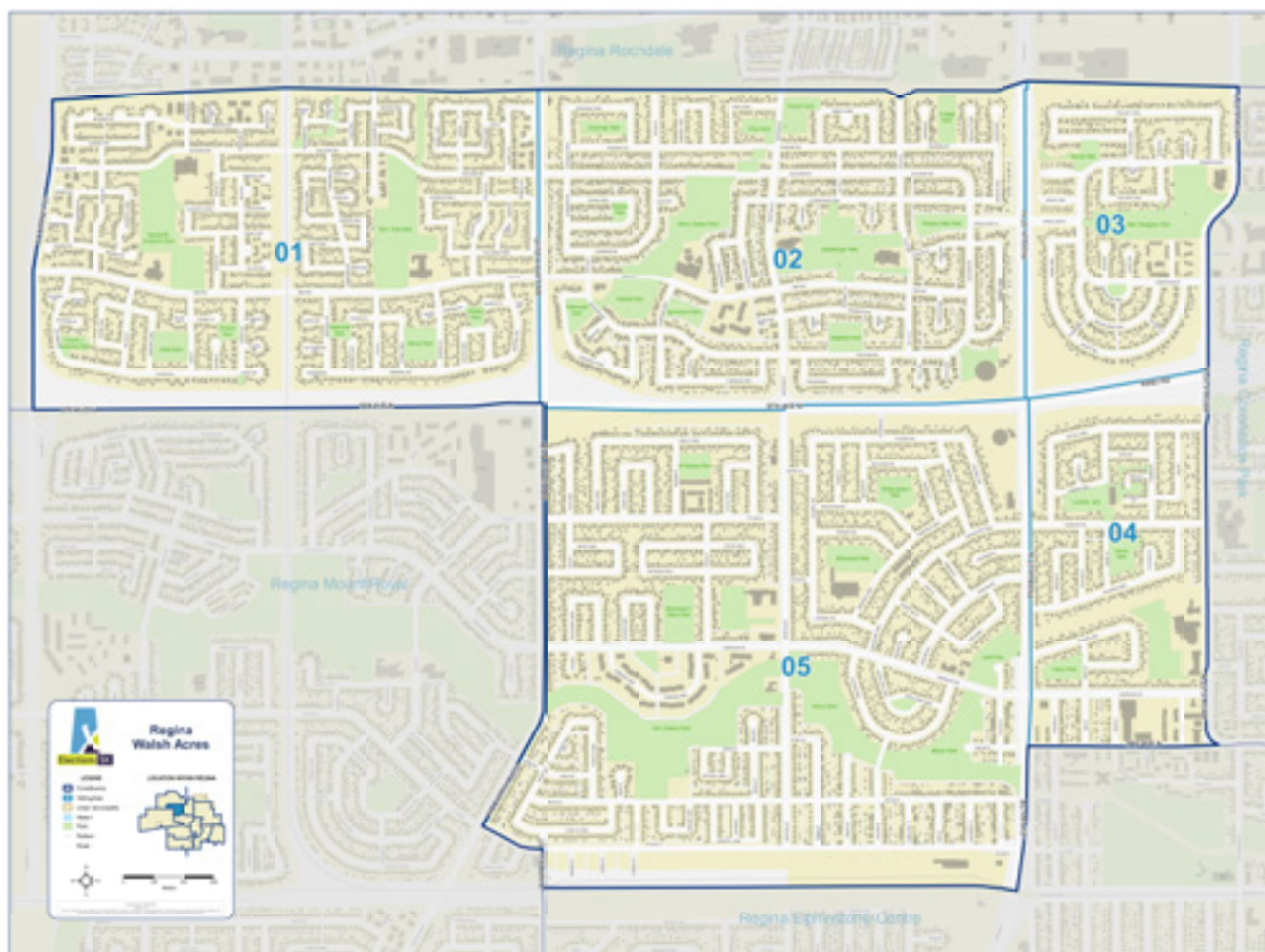


Regina University - Polling Location			Votes Cast For				Ballots	
Poll	Poll Name	Registered Voters	Sally Housser NDP	Corie Rempel PC	Cedar Park SGP	Gene Makowsky SP	Rejected Ballots	Votes For Cands
1A	Victoria Square Shopping Centre	3,046	471	36	10	471	0	988
1B	Victoria Square Shopping Centre	-	500	45	13	417	2	975
2A	Regina Chinese Alliance Church	4,038	647	25	20	552	2	1,244
2B	Regina Chinese Alliance Church	-	641	36	13	555	2	1,245
3A	Regina Apostolic Church	3,914	596	33	10	584	2	1,223
3B	Regina Apostolic Church	-	569	31	4	498	1	1,102
4A	Riddell Centre, University of Regina	632	106	3	5	47	0	161
4B	Riddell Centre, University of Regina	-	108	10	2	40	0	160
Home	Homebound	-	0	0	0	0	0	0
HRT	Hospital, Remand and Temporarily Displaced	-	3	0	1	6	0	10
PCF	Personal Care Facilities	156	23	6	0	38	2	67
VBM	Vote By Mail	-	417	8	0	218	48	643
	Totals	11,786	4,081	233	78	3,426	59	7,818

	Candidate Elected - Sally Housser							
	Plurality	655						
	% Who Voted	66.83%						
	% By Party		52.20%	2.98%	1.00%	43.82%		



VOTE SUMMARY BY CONSTITUENCY POLLING DIVISION: **REGINA WALSH ACRES**

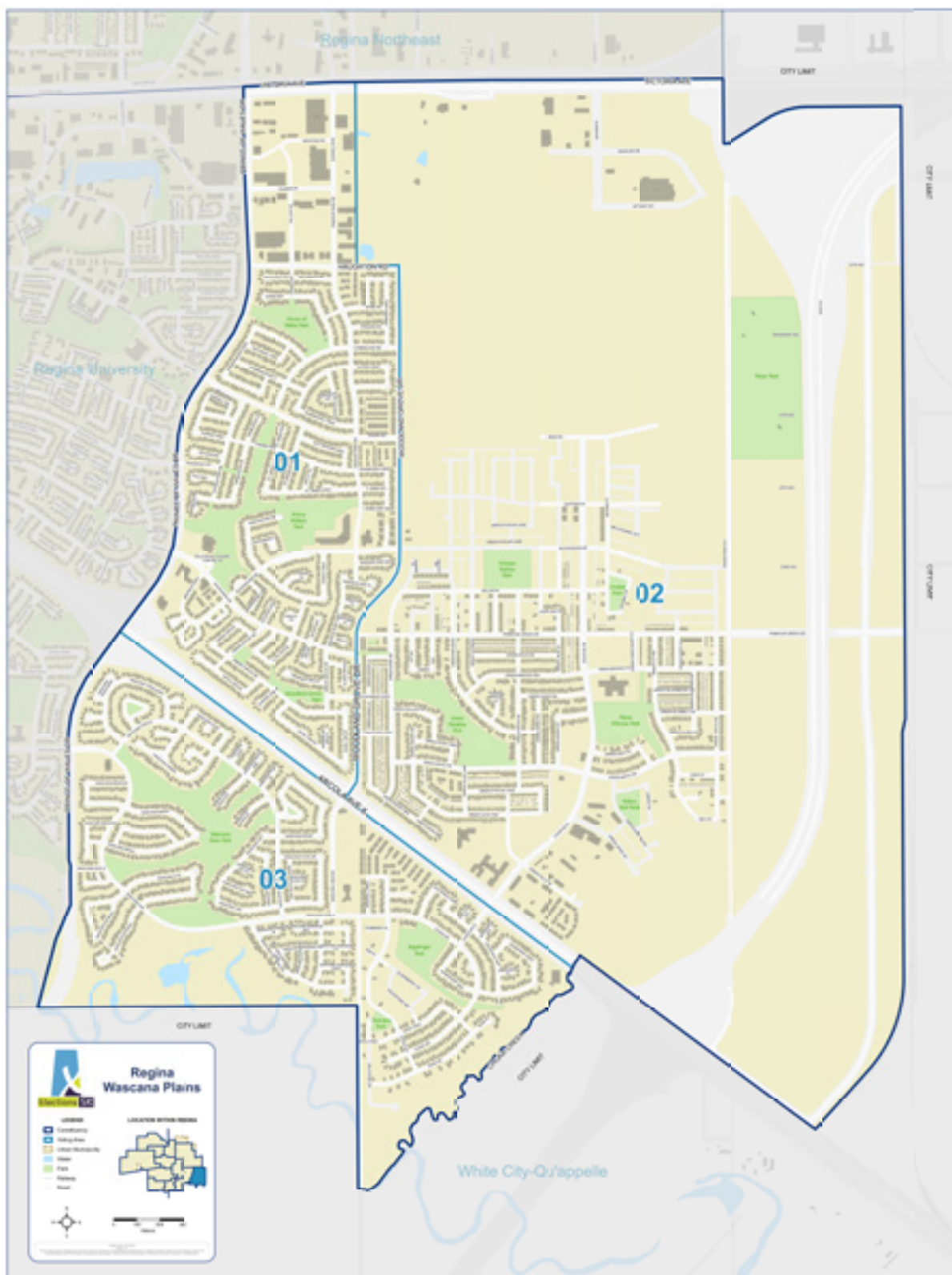


Regina Walsh Acres - Polling Location			Votes Cast For				Ballots	
Poll	Poll Name	Registered Voters	Jared Clarke NDP	Dianna Holigroski SGP	Liaqat Ali SP	Bonnie Farrell SUP	Rejected Ballots	Votes For Cands
1A	North West Leisure Centre	3,868	515	14	325	38	1	892
1B	North West Leisure Centre	-	522	12	332	43	1	909
2A	Calvary Baptist Church	3,153	553	8	433	38	5	1,032
2B	Calvary Baptist Church	-	565	7	415	44	3	1,031
3A	Argyle North Community Association	1,096	187	8	136	16	0	347
3B	Argyle North Community Association	-	179	5	128	23	1	335
4A	St. Peter's Church	1,203	184	5	95	16	4	300
4B	St. Peter's Church	-	208	9	99	17	2	333
5A	Holy Trinity Church	4,697	728	26	435	62	2	1,251
5B	Holy Trinity Church	-	710	25	497	51	5	1,283
Home	Homebound	-	0	0	0	0	0	0
HRT	Hospital, Remand and Temporarily Displaced	-	3	1	8	0	1	12
PCF	Personal Care Facilities	46	10	0	16	1	1	27
VBM	Vote By Mail	-	336	2	154	3	22	495
	Totals	14,063	4,700	122	3,073	352	48	8,247

	Candidate Elected - Jared Clarke							
	Plurality	1,627						
	% Who Voted	58.98%						
	% By Party		56.99%	1.48%	37.26%	4.27%		



VOTE SUMMARY BY CONSTITUENCY POLLING DIVISION: REGINA WASCANA PLAINS

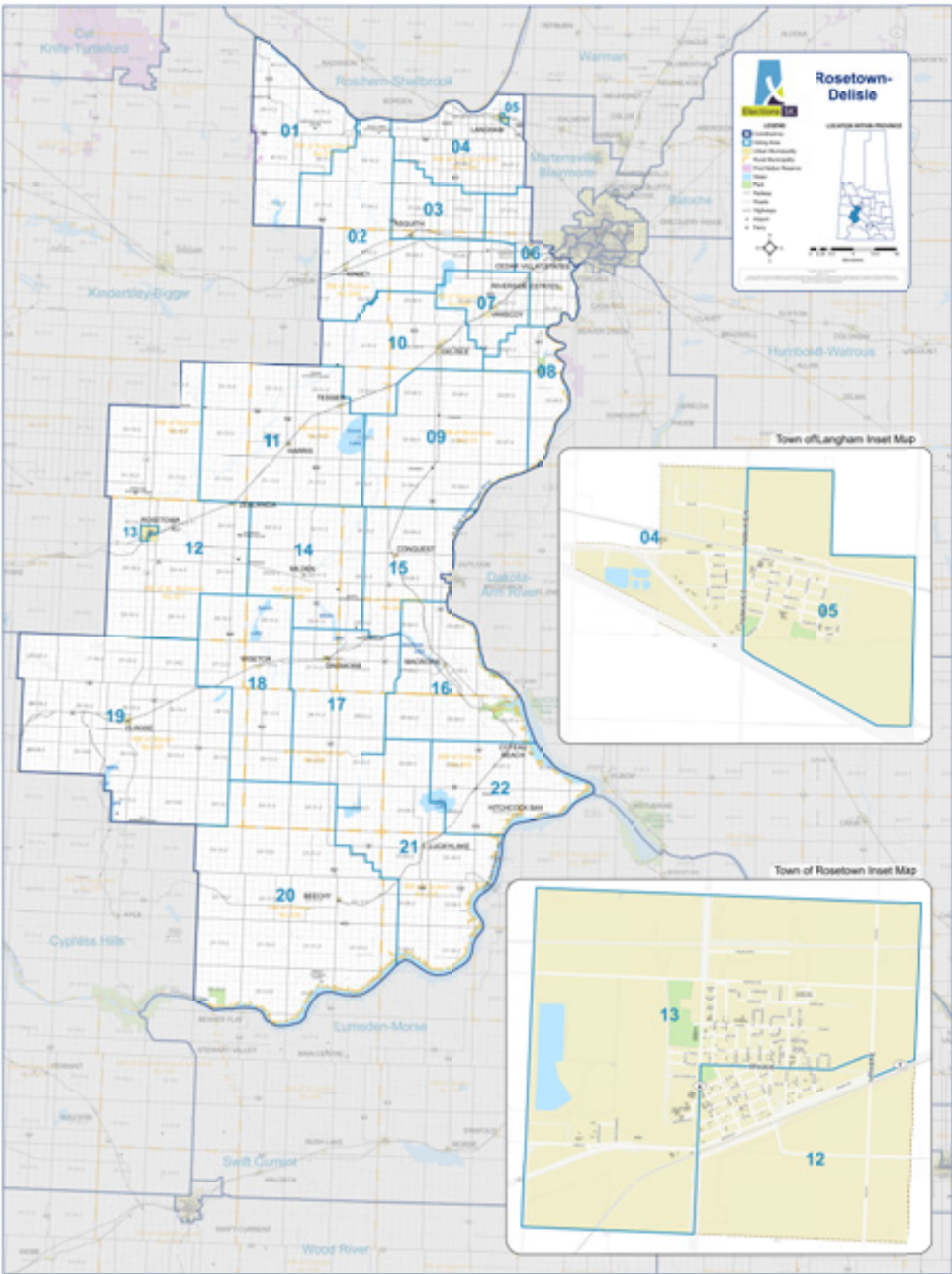


Regina Wascana Plains - Polling Location			Votes Cast For					Ballots	
Poll	Poll Name	Registered Voters	Brent Blakley NDP	Larry Buchinski PC	Bo Chen SGP	Christine Tell SP	Dustin Plett SUP	Rejected Ballots	Votes For Cands
1A	Resurrection Parish	4986	536	41	14	481	47	3	1119
1B	Resurrection Parish	-	466	44	15	443	37	3	1005
1C	Resurrection Parish	-	628	40	10	563	54	1	1295
2A	Living Hope Alliance Church	5945	612	60	8	557	67	5	1304
2B	Living Hope Alliance Church	-	524	46	13	460	53	6	1096
2C	Living Hope Alliance Church	-	468	51	16	401	54	1	990
3A	Celebration Church	4056	283	19	6	277	34	0	619
3B	Celebration Church	-	291	18	8	289	18	0	624
3C	Celebration Church	-	297	17	5	278	26	1	623
Home	Homebound	-	0	0	0	0	0	0	0
HRT	Hospital, Remand and Temporarily Displaced	-	3	1	0	5	0	0	9
PCF	Personal Care Facilities	28	9	6	0	10	3	0	28
VBM	Vote By Mail	-	579	13	3	339	21	38	955
Totals		15,015	4,696	356	98	4,103	414	58	9,667

	Candidate Elected - Brent Blakley								
	Plurality	593							
	% Who Voted	64.77%							
	% By Party		48.58%	3.68%	1.01%	42.44%	4.28%		



ROSETOWN-DELISLE

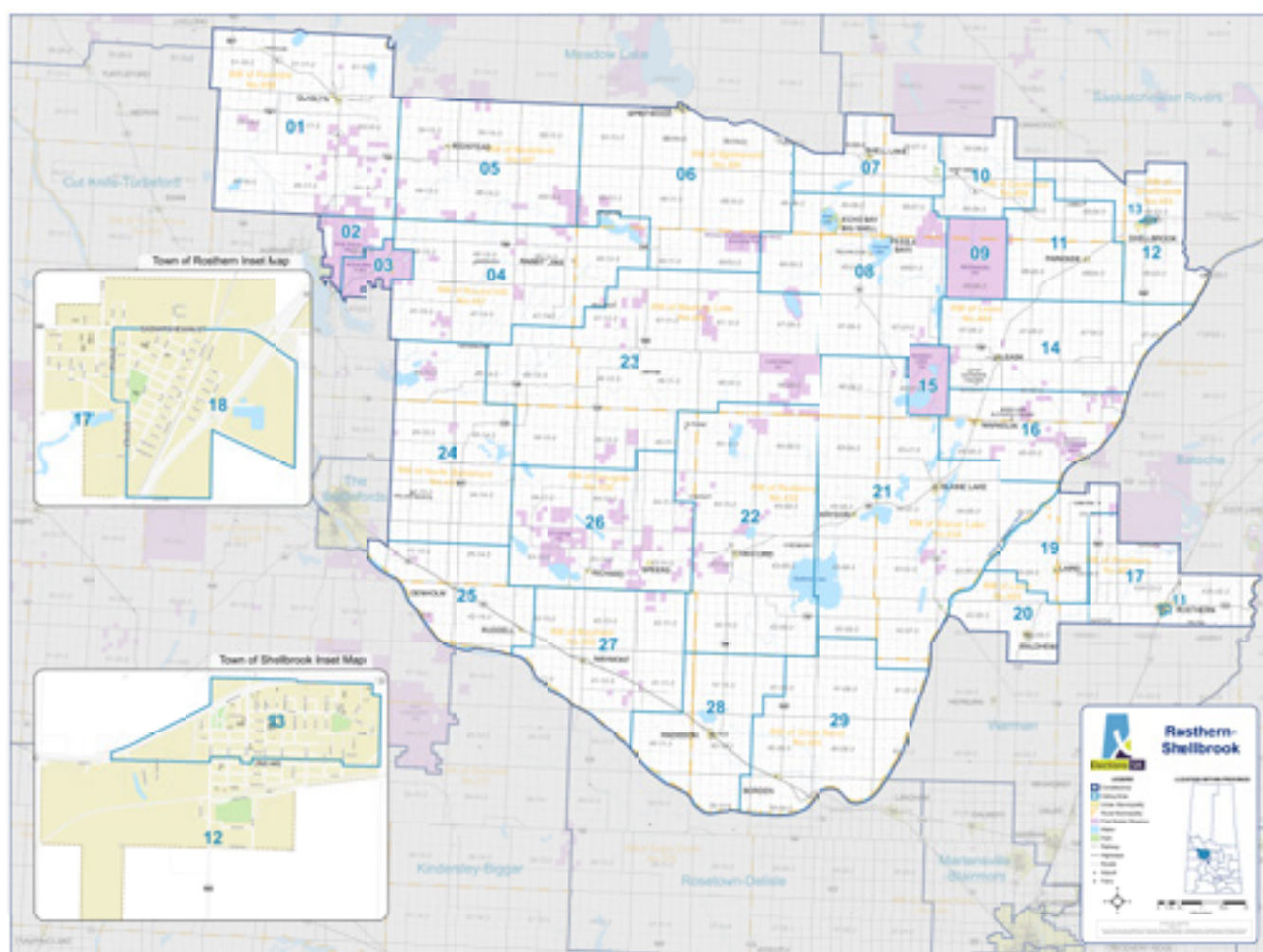


Rosetown-Delisle - Polling Location			Votes Cast For			Ballots	
Poll	Poll Name	Registered Voters	Brenda Edel NDP	Sean Muirhead SGP	Jim Reiter SP	Rejected Ballots	Votes For Cands
1	Sonningdale Hall Complex	209	12	6	50	1	68
2	Kinley Hall	773	39	7	106	0	152
3	Asquith Senior Centre	973	63	8	133	0	204
4	Affinity Community Hall	785	53	7	121	0	181
5	Langham Evangelical Bible Church	744	38	3	117	0	158
6	Saskatoon Italian Cultural Centre	878	114	4	154	0	272
7	Vanscoy Senior Citizen Club	909	108	12	247	0	367
8	Pike Lake Community Hall	706	132	16	224	0	372
9	Delisle Town Hall	346	17	2	50	0	69
10	Delisle Town Hall	1,221	74	9	142	1	225
11	Harris Tessier New Horizons Centre	359	29	4	122	0	155
12	St. Andrew's Trinity Anglican Church Hall	1,114	41	2	157	1	200
13	Rosetown Elks Hall	1,119	45	6	166	3	217
14	Milden Community Hall	308	18	3	115	0	136
15	Conquest School (South Museum Door)	350	27	10	137	1	174
16	Macrorie Community Hall	283	29	2	119	0	150
17	Dinsmore Community Hall	345	12	5	78	0	95
18	Wiseton Memorial Hall	167	4	0	53	0	57
19	Elrose Scout Hut	594	18	2	111	2	131
20	Beechy Community Hall	480	39	2	233	1	274
21	Lucky Lake Community Hall	396	14	2	90	0	106
22	Birsay Community Hall	159	13	1	56	0	70
A001	Asquith Senior Centre	-	239	28	502	2	769
A002	Affinity Community Hall	-	193	21	453	2	667
A003	Delisle Town Hall	-	329	30	645	2	1,004
A004	St. Andrew's Trinity Anglican Church Hall	-	202	15	723	6	940
A005	Dinsmore Community Hall	-	33	7	186	0	226
A006	Elrose Scout Hut	-	68	4	194	0	266
A007	Lucky Lake Community Hall	-	46	6	195	0	247
Home	Homebound	-	4	1	5	1	10
HRT	Hospital, Remand and Temporarily Displaced	-	5	1	10	0	16
PCF	Personal Care Facilities	125	9	3	48	1	60
VBM	Vote By Mail	-	168	3	223	27	394
Totals		13,343	2,235	232	5,965	51	8,432

Candidate Elected - Jim Reiter						
Plurality	3,730					
% Who Voted	63.58%					
% By Party		26.51%	2.75%	70.74%		



VOTE SUMMARY BY CONSTITUENCY POLLING DIVISION: ROSTHERN-SHELLBROOK



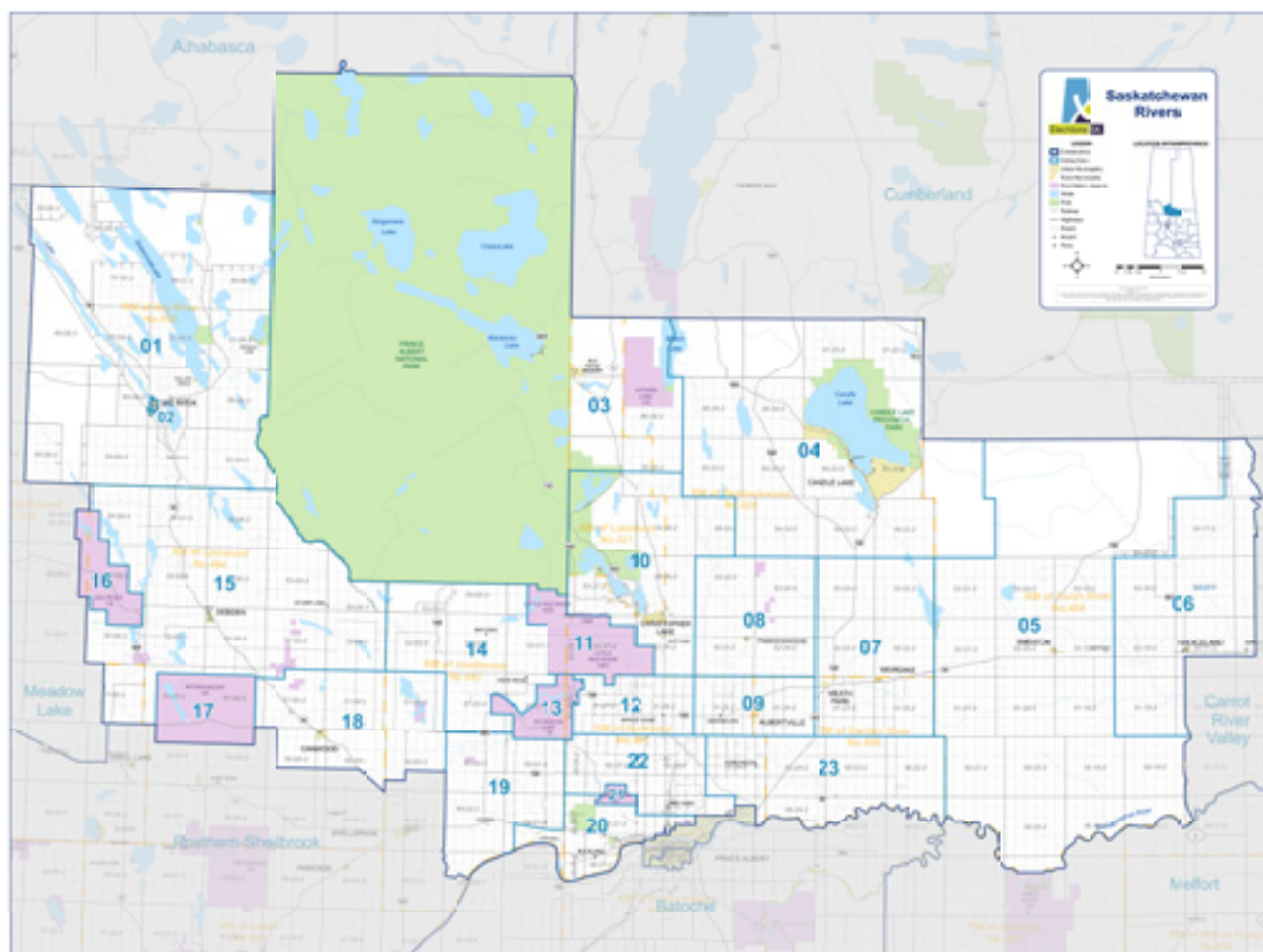
Rosthern-Shellbrook - Polling Location			Votes Cast For				Ballots	
Poll	Poll Name	Registered Voters	Mark Thunderchild NDP	Janice Dongworth SGP	Scott Moe SP	Cody Lockhart SUP	Rejected Ballots	Votes For Cands
1	Glaslyn Community Hall	544	7	4	114	11	0	136
2	Saulteaux First Nation Community Complex	287	148	4	7	2	2	161
3	Moosomin Band Hall	464	126	3	13	2	2	144
4	Rabbit Lake Hall	242	14	3	106	24	0	147
5	Medstead Community Hall	308	20	1	133	21	0	175
6	Royal Canadian Legion	909	32	3	149	49	2	233
7	Shell Lake and District Lions Community Hall	300	33	2	103	16	1	154
8	Big Shell Hall	301	18	0	63	25	0	106

Rosthern-Shellbrook - Polling Location			Votes Cast For				Ballots	
Poll	Poll Name	Registered Voters	Mark Thunderchild NDP	Janice Dongworth SGP	Scott Moe SP	Cody Lockhart SUP	Rejected Ballots	Votes For Cands
9	Family Centre	416	128	0	10	3	0	141
10	Mont Nebo Community Hall	111	10	0	36	8	0	54
11	Parkside Heritage Center	247	12	1	68	18	1	99
12	Shellbrook Community Hall	739	16	1	85	20	1	122
13	Shellbrook Seniors Centre	763	32	0	127	17	0	176
14	Leask Community Hall	444	28	5	104	46	0	183
15	Muskeg Lake Cree Nation Kihiw Waciston School	186	48	0	4	0	0	52
16	Marcelin Seniors Centre	252	26	0	52	15	1	93
17	St. Odilon RC Parish Church	774	38	3	109	13	0	163
18	Rosthern Senior Centre	836	42	2	95	26	0	165
19	Laird Community Hall	333	31	0	163	15	0	209
20	Waldheim MB Church	1,107	71	5	349	129	3	554
21	Blaine Lake Senior Citizens' Centre	740	26	0	100	14	0	140
22	Holy Eucharist Ukrainian Catholic Church Hall	542	20	1	72	22	0	115
23	Mayfair Community Hall	259	8	2	118	10	0	138
24	Willow Heights Community Hall	270	16	0	125	5	0	146
25	Denholm Rec Hall	212	20	0	78	11	1	109
26	Speers and District Recreation Centre	232	10	3	74	14	0	101
27	Maymont Senior's Hall	265	21	1	93	27	0	142
28	Radisson Communiplex	487	15	2	77	14	0	108
29	Borden Community Hall	516	73	10	181	17	0	281
A001	Royal Canadian Legion	-	73	7	284	65	2	429
A002	Shellbrook Seniors Centre	-	125	6	609	107	0	847
A003	Radisson Communiplex	-	50	3	179	30	0	262
A004	Glaslyn Community Hall	-	26	2	160	16	0	204
A005	St. Odilon RC Parish Church	-	233	6	488	75	0	802
A006	Holy Eucharist Ukrainian Catholic Church Hall	-	48	2	202	37	0	289
A007	Blaine Lake Senior Citizens' Centre	-	75	1	276	70	1	422
Home	RESULTS COMBINED WITH HRT							
HRT	Hospital, Remand and Temporarily Displaced	-	7	0	12	1	2	20
PCF	Personal Care Facilities	257	22	5	77	12	1	116
VBM	Vote By Mail	-	78	1	184	24	24	287
	Totals	13,343	1,826	89	5,279	1,031	44	8,225

	Candidate Elected - Scott Moe						
	Plurality	3,453					
	% Who Voted	61.97%					
	% By Party		22.20%	1.08%	64.18%	12.53%	



VOTE SUMMARY BY CONSTITUENCY POLLING DIVISION: SASKATCHEWAN RIVERS



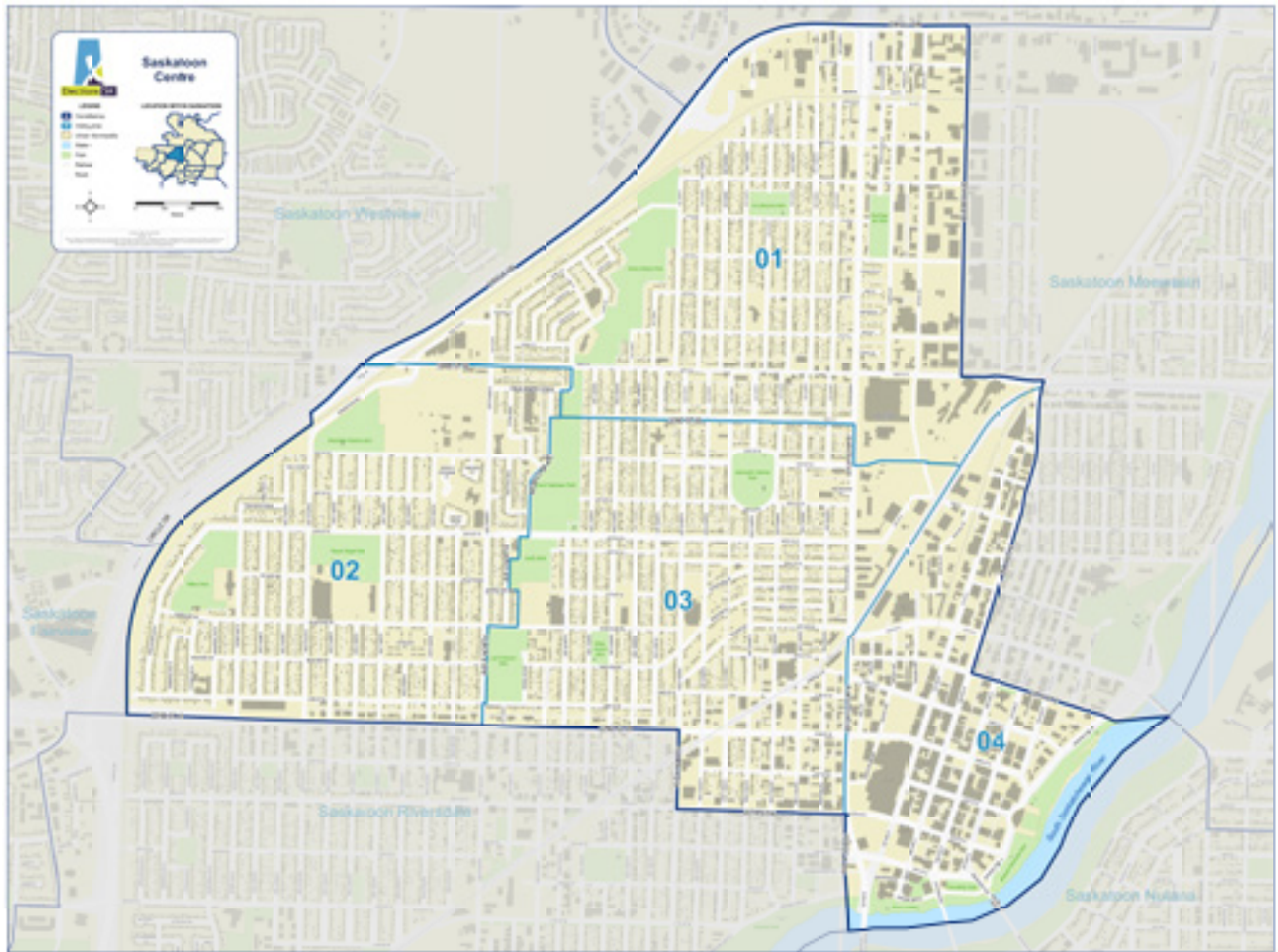
Saskatchewan Rivers - Polling Location			Votes Cast For					Ballots	
Poll	Poll Name	Registered Voters	Doug Racine NDP	Bernard Lalonde PC	Alesha Bruce SGP	Eric Schmalz SP	Nadine Wilson SUP	Rejected Ballots	Votes For Cands
1	Big River Community Centre	722	24	13	4	122	23	1	186
2	Royal Canadian Legion Hall #136	511	25	7	4	57	16	0	109
3	Hawood Inn	151	19	5	1	20	6	0	51
4	Candle Lake Curling Club	682	88	13	2	252	34	0	389
5	Smeaton Recreation Center	290	30	9	3	75	26	0	143
6	Choiceland Senior Citizens Community Hall	536	23	15	3	77	22	1	140
7	Meath Park School	374	39	10	1	132	44	1	226
8	Paddockwood RM Complex	286	28	5	3	73	24	0	133

Saskatchewan Rivers - Polling Location			Votes Cast For					Ballots	
Poll	Poll Name	Registered Voters	Doug Racine NDP	Bernard Lalonde PC	Alesha Bruce SGP	Eric Schmalz SP	Nadine Wilson SUP	Rejected Ballots	Votes For Cands
9	St. James Roman Catholic Church	312	20	4	2	111	21	0	158
10	Royal Canadian Legion #159	1253	46	12	2	148	32	0	240
11A	Little Red River Reserve White Hall	326	39	0	5	4	1	0	49
11B	Little Red Reserve Red Hall	26	7	0	4	1	3	0	15
12	Spruce Home Public School	310	41	8	1	101	19	0	170
13	Sturgeon Lake Community Centre	813	74	4	1	3	0	0	82
14	Wild Rose Public School	196	16	2	3	66	7	0	94
15	Debden Community Centre	795	58	23	2	223	56	0	362
16	Big River First Nation Band Hall	1003	119	34	0	9	2	1	164
17	Ahtahkakoop Cree Nation Band Hall	782	55	5	0	14	1	1	75
18	Royal Canadian Legion Branch 132	479	40	27	2	199	37	0	305
19	Wild Rose Public School	527	74	6	4	147	37	0	268
20	H.O.P. Youth Place (previously Par Place)	836	36	4	2	92	19	0	153
21	Wahpeton Communiplex	154	47	2	2	0	2	1	53
22	Red Wing School	1024	89	20	7	284	52	1	452
23	Honeymoon Co-op Hall	406	45	10	1	130	29	1	215
A001	H.O.P. Youth Place (previously Par Place)	-	238	26	8	517	83	3	872
A002	Royal Canadian Legion #159	-	228	26	8	435	75	0	772
A003	Choiceland Senior Citizens Community Hall	-	46	14	0	125	42	0	227
A004	Big River Community Centre	-	95	48	3	306	66	0	518
A005	Sturgeon Lake Community Centre	-	106	4	2	15	5	0	132
A006	Big River First Nation Band Hall	-	107	32	1	25	6	1	171
A007	Ahtahkakoop Cree Nation Band Hall	-	51	11	1	24	4	3	91
Home	Homebound	-	0	0	0	0	0	0	0
HRT	Hospital, Remand and Temporarily Displaced	-	7	2	1	5	4	1	19
PCF	Personal Care Facilities	94	7	17	2	15	10	1	51
VBM	Vote By Mail	-	102	6	2	138	16	20	264
Totals		12,888	2,069	424	87	3,945	824	37	7,349

	Candidate Elected - Eric Schmalz								
	Plurality	1,876							
	% Who Voted	57.31%							
	% By Party		28.15%	5.77%	1.18%	53.68%	11.21%		



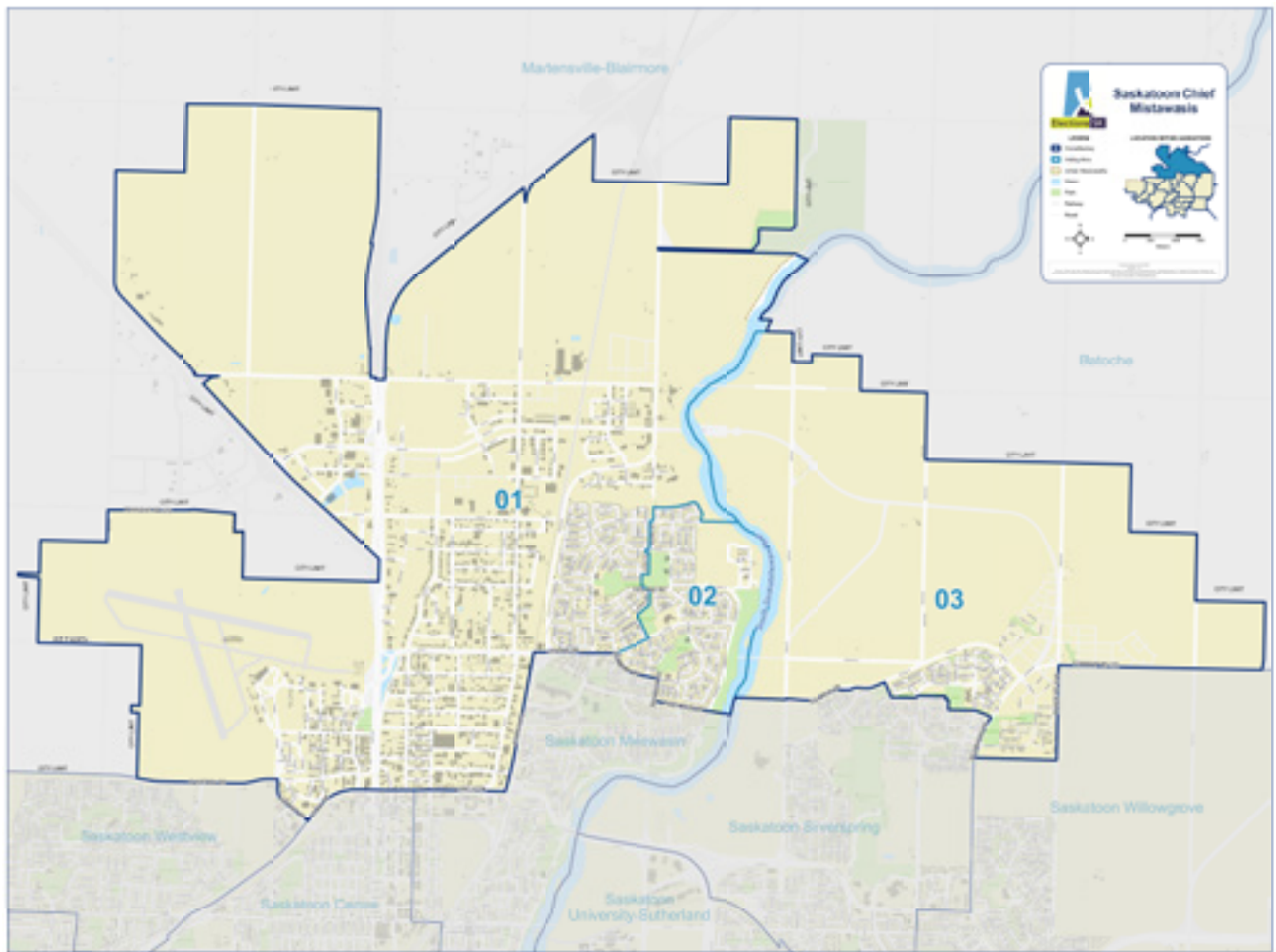
VOTE SUMMARY BY CONSTITUENCY POLLING DIVISION: **SASKATOON CENTRE**



Saskatoon Centre - Polling Location			Votes Cast For			Ballots	
Poll	Poll Name	Registered Voters	Betty Nippi-Albright	Darry Michelle	Dale Hrynuik	Rejected Ballots	Votes For Cands
			NDP	SGP	SP		
1A	Carpenter's Church	3,544	493	38	336	8	867
1B	Carpenter's Church	-	321	30	220	0	571
2A	Mount Royal Mennonite Church	3,518	517	37	394	3	948
2B	Mount Royal Mennonite Church	-	490	38	415	6	943
3A	Christ Church Anglican	4,475	617	18	226	5	861
3B	Christ Church Anglican	-	582	19	194	0	795
4A	Knox United Church	1,397	197	6	112	1	315
4B	Knox United Church	-	206	6	96	1	308
Home	Homebound	-	0	0	0	0	0
HRT	Hospital, Remand and Temporarily Displaced	-	20	5	12	1	37
PCF	Personal Care Facilities	414	57	9	74	2	140
VBM	Vote By Mail	-	294	4	112	45	410
	Totals	13,348	3,794	210	2,191	72	6,195

	Candidate Elected - Betty Nippi-Albright						
	Plurality	1,603					
	% Who Voted	46.95%					
	% By Party		61.24%	3.39%	35.37%		

VOTE SUMMARY BY CONSTITUENCY POLLING DIVISION: **SASKATOON CHIEF MISTAWASIS**

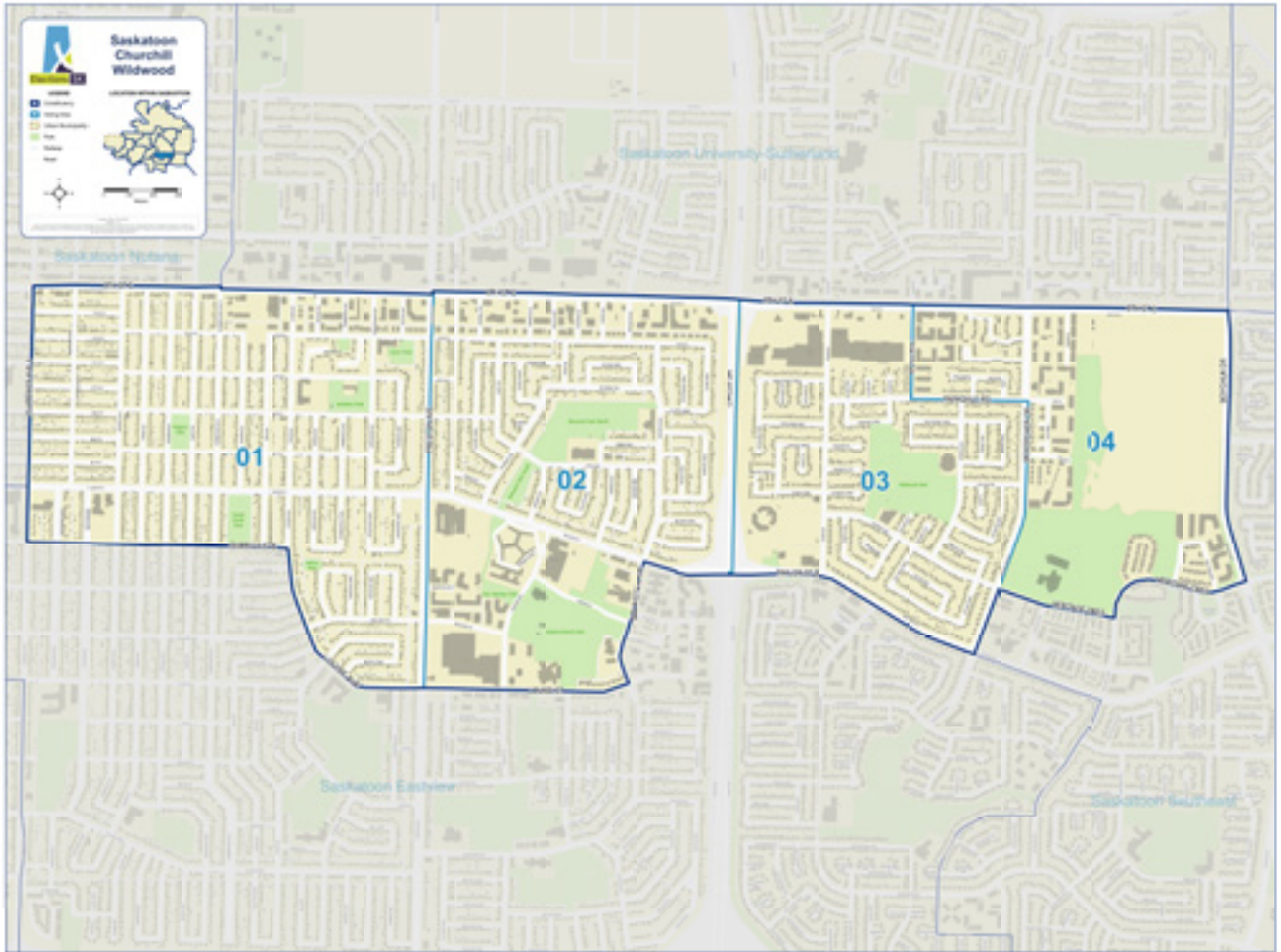


Saskatoon Chief Mistawasis - Polling Location			Votes Cast For			Ballots	
Poll	Poll Name	Registered Voters	Don McBean NDP	Shane Caellaigh SGP	Parminder Singh SP	Rejected Ballots	Votes For Cands
1A	Resurrection Lutheran Church	5206	528	44	509	8	1081
1B	Resurrection Lutheran Church	-	524	26	481	8	1031
1C	Resurrection Lutheran Church	-	498	42	500	3	1040
2A	Silverwood Heights School	4384	570	31	432	2	1033
2B	Silverwood Heights School	-	494	24	380	4	898
2C	Silverwood Heights School	-	542	21	418	3	981
3A	Saskatoon Wildlife Federation	4948	326	24	353	1	703
3B	Saskatoon Wildlife Federation	-	370	29	373	1	772
3C	Saskatoon Wildlife Federation	-	372	30	409	3	811
Home	Homebound	-	0	0	0	0	0
HRT	Hospital, Remand and Temporarily Displaced	-	9	0	6	2	15
PCF	Personal Care Facilities	126	41	12	33	1	86
VBM	Vote By Mail	-	447	2	268	71	717
Totals		14,664	4,721	285	4,162	107	9,168

	Candidate Elected - Don McBean						
	Plurality	559					
	% Who Voted	63.25%					
	% By Party		51.49%	3.11%	45.40%		



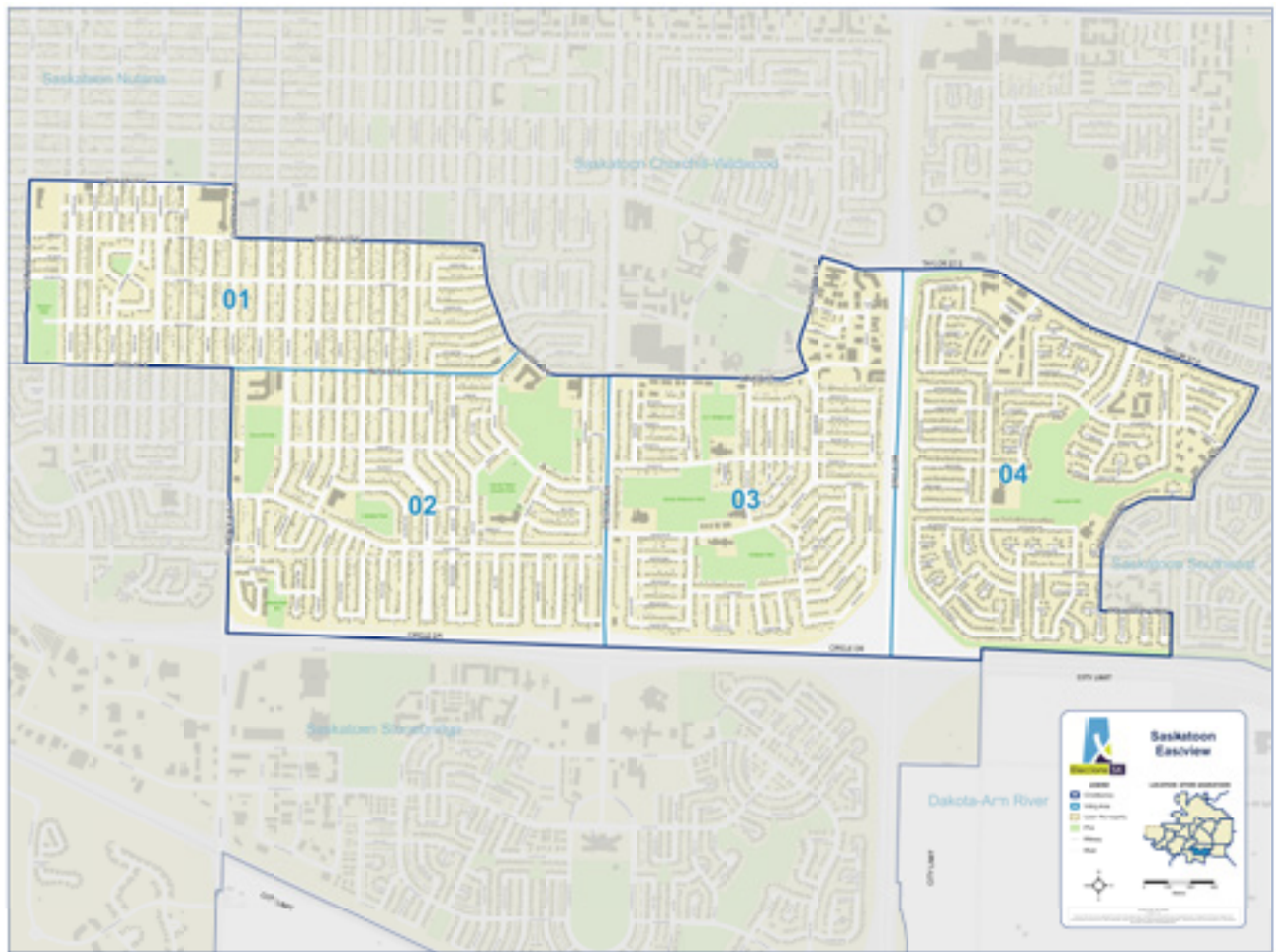
VOTE SUMMARY BY CONSTITUENCY POLLING DIVISION:
SASKATOON CHURCHILL-
WILDWOOD



Saskatoon Churchill Wildwood - Polling Location			Votes Cast For			Ballots	
Poll	Poll Name	Registered Voters	Keith Jorgenson	Morgan McAdam	Lisa Lambert	Rejected Ballots	Votes For Cands
			NDP	SGP	SP		
1A	Holliston School	3628	778	20	358	6	1156
1B	Holliston School	-	809	20	426	3	1255
2A	McNeil Fitness Centre	4124	280	8	201	5	489
2B	McNeil Fitness Centre	-	294	9	208	2	511
2C	McNeil Fitness Centre	-	333	8	231	3	572
3A	Emmanuel Baptist Church	2168	372	20	373	3	765
3B	Emmanuel Baptist Church	-	322	12	284	6	618
4A	Good Shepherd Lutheran Church	2714	427	15	378	3	820
4B	Good Shepherd Lutheran Church	-	429	9	378	3	816
Home	Homebound	-	76	1	118	0	195
HRT	Hospital, Remand and Temporarily Displaced	-	9	0	12	0	21
PCF	Personal Care Facilities	145	16	2	25	0	43
VBM	Vote By Mail	-	476	6	270	210	752
Totals		12,779	4,621	130	3,262	244	8,013

Candidate Elected - Keith Jorgenson						
Plurality	1,359					
% Who Voted	64.61%					
% By Party		57.67%	1.62%	40.71%		

VOTE SUMMARY BY CONSTITUENCY POLLING DIVISION: **SASKATOON EASTVIEW**

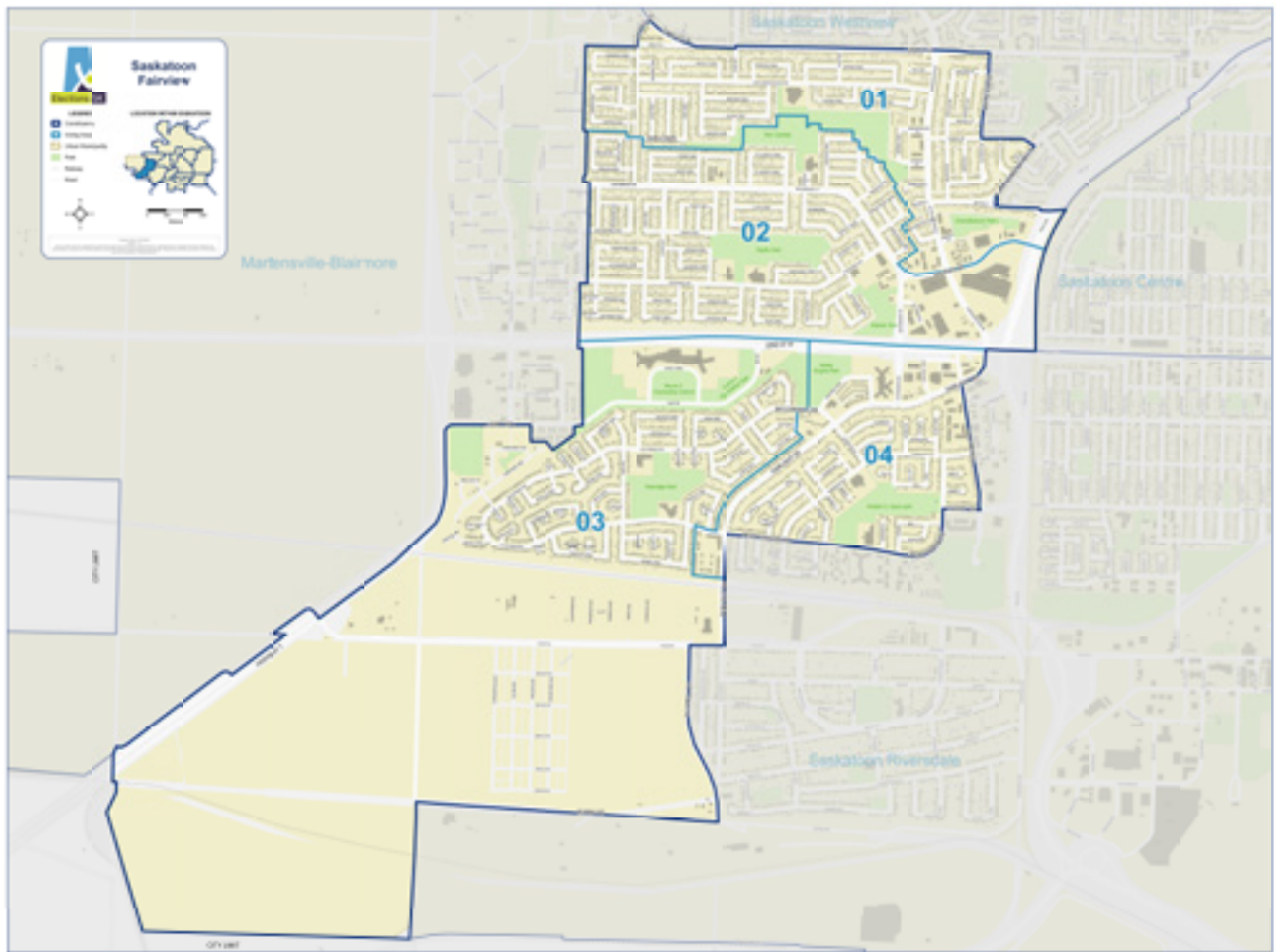


Saskatoon Eastview - Polling Location			Votes Cast For				Ballots	
Poll	Poll Name	Registered Voters	Matt Love NDP	Kendra Anderson SGP	Francis Kreiser SP	Brad McAvoy SUP	Rejected Ballots	Votes For Cands
1A	Sacred Heart Chaldean Church	2633	274	9	163	7	0	453
1B	Sacred Heart Chaldean Church	-	309	12	164	13	1	498
2A	St. Martin's United Church	3522	783	10	395	32	3	1220
2B	St. Martin's United Church	-	860	12	423	23	1	1318
3A	All Saints Ukrainian Orthodox Church	3481	500	16	270	20	1	806
3B	All Saints Ukrainian Orthodox Church	-	841	20	553	38	2	1452
4A	Rock of Ages Church	4430	489	9	398	14	4	910
4B	Rock of Ages Church	-	418	14	364	14	0	810
4C	Rock of Ages Church	-	458	13	393	27	1	891
Home	Homebound	-	0	0	0	0	0	0
HRT	Hospital, Remand and Temporarily Displaced	-	5	1	5	1	0	12
PCF	Personal Care Facilities	95	18	5	14	3	0	40
VBM	Vote By Mail	-	437	4	220	4	86	665
	Totals	14,161	5,392	125	3,362	196	99	9,075

	Candidate Elected - Matt Love							
	Plurality	2,030						
	% Who Voted	64.78%						
	% By Party		59.42%	1.38%	37.05%	2.16%		



VOTE SUMMARY BY CONSTITUENCY POLLING DIVISION: **SASKATOON FAIRVIEW**



Saskatoon Fairview - Polling Location			Votes Cast For				Ballots	
Poll	Poll Name	Registered Voters	Tony Ollenberger	Vicki Mowat	Phoenix Neault	Zahid Sandhu	Rejected Ballots	Votes For Cands
			BPSK	NDP	SGP	SP		
1A	Cosmo Civic Centre	4,054	19	471	33	287	7	810
1B	Cosmo Civic Centre	-	18	443	24	226	6	711
2A	Life Baptist Church	4,429	22	548	29	387	1	986
2B	Life Baptist Church	-	24	690	45	443	6	1,202
3A	Shaw Centre	2,810	11	307	23	187	0	528
3B	Shaw Centre	-	9	216	13	139	0	377
4A	Westside Pentecostal Church	2,506	25	595	41	489	10	1,150
4B	Westside Pentecostal Church	-	22	577	28	431	7	1,058
Home	RESULTS COMBINED WITH HRT							
HRT	Hospital, Remand and Temporarily Displaced	-	0	21	2	6	1	29
PCF	Personal Care Facilities	260	9	39	3	11	3	62
VBM	Vote By Mail	-	2	214	3	157	38	376
	Totals	14,059	161	4,121	244	2,763	79	7,289

	Candidate Elected - Vicki Mowat							
	Plurality	1,358						
	% Who Voted	52.41%						
	% By Party		2.21%	56.54%	3.35%	37.91%		

VOTE SUMMARY BY CONSTITUENCY POLLING DIVISION: SASKATOON MEEWASIN



Saskatoon Meewasin - Polling Location			Votes Cast For			Ballots	
		Registered Voters	Nathaniel Teed	Jacklin Andrews	Maureen Alice Torr	Rejected Ballots	Votes For Cands
Poll	Poll Name		NDP	SGP	SP		
1A	Lawson Heights Alliance Church	5835	590	39	506	2	1135
1B	Lawson Heights Alliance Church	-	535	42	510	4	1087
1C	Lawson Heights Alliance Church	-	621	31	520	3	1172
2A	Saints Martyrs Canadiens Church	2940	254	18	177	0	449
2B	Saints Martyrs Canadiens Church	-	343	11	186	5	540
2C	Saints Martyrs Canadiens Church	-	362	11	177	1	550
3A	First Mennonite Church	4406	475	23	179	3	677
3B	First Mennonite Church	-	555	31	215	0	801
3C	First Mennonite Church	-	414	23	201	3	638
Home	Homebound	-	18	1	13	0	32
HRT	Hospital, Remand and Temporarily Displaced	-	7	0	6	0	13
PCF	Personal Care Facilities	89	24	7	30	1	61
VBM	Vote By Mail	-	419	5	220	51	644
	Totals	13,270	4,617	242	2,940	73	7,799

	Candidate Elected - Nathaniel Teed						
	Plurality	1,677					
	% Who Voted	59.32%					
	% By Party		59.20%	3.10%	37.70%		

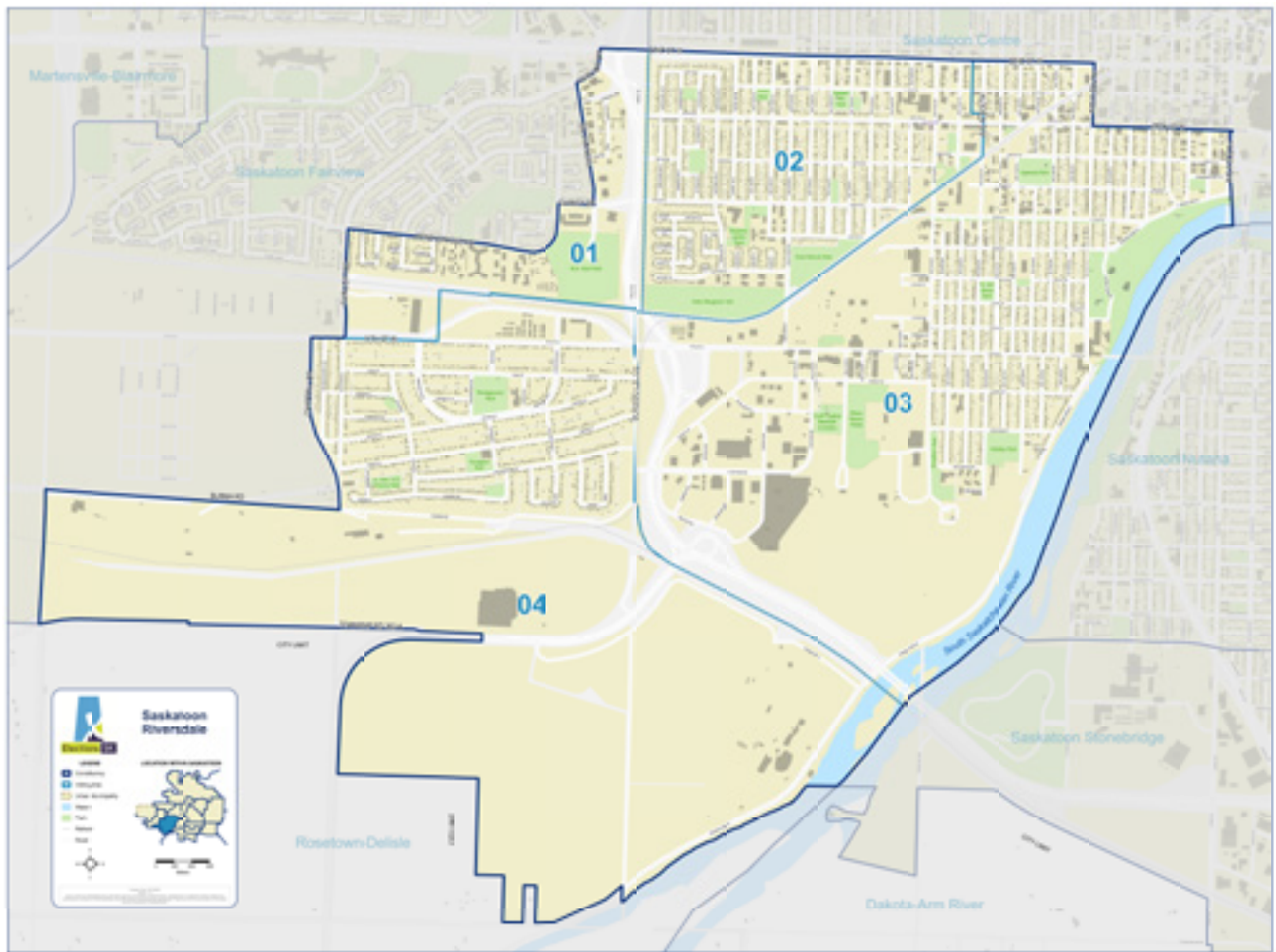
VOTE SUMMARY BY CONSTITUENCY POLLING DIVISION: **SASKATOON NUTANA**



Saskatoon Nutana - Polling Location			Votes Cast For			Ballots	
Poll	Poll Name	Registered Voters	Erika Ritchie	Whitney Greenleaf	Mumtaz Naseeb	Rejected Ballots	Votes For Cands
			NDP	SGP	SP		
1A	Courts of Praise Foursquare Gospel Church	2,677	371	23	187	1	581
1B	Courts of Praise Foursquare Gospel Church	-	487	23	205	2	715
2A	Augustana Lutheran Church	4,364	1,003	36	327	5	1,366
2B	Augustana Lutheran Church	-	1,016	31	316	1	1,363
3A	Saskatoon Elks Lodge #12	3,482	563	14	186	1	763
3B	Saskatoon Elks Lodge #12	-	498	16	166	2	680
4A	Emmanuel Anglican Church	3,009	805	15	191	1	1,011
4B	Emmanuel Anglican Church	-	778	16	203	7	997
Home	Homebound	-	0	0	0	0	0
HRT	Hospital, Remand and Temporarily Displaced	-	8	0	4	0	12
PCF	Personal Care Facilities	121	26	3	21	0	50
VBM	Vote By Mail	-	608	9	150	77	767
	Totals	13,653	6,163	186	1,956	97	8,305

	Candidate Elected - Erika Ritchie						
	Plurality	4,207					
	% Who Voted	61.54%					
	% By Party		74.21%	2.24%	23.55%		

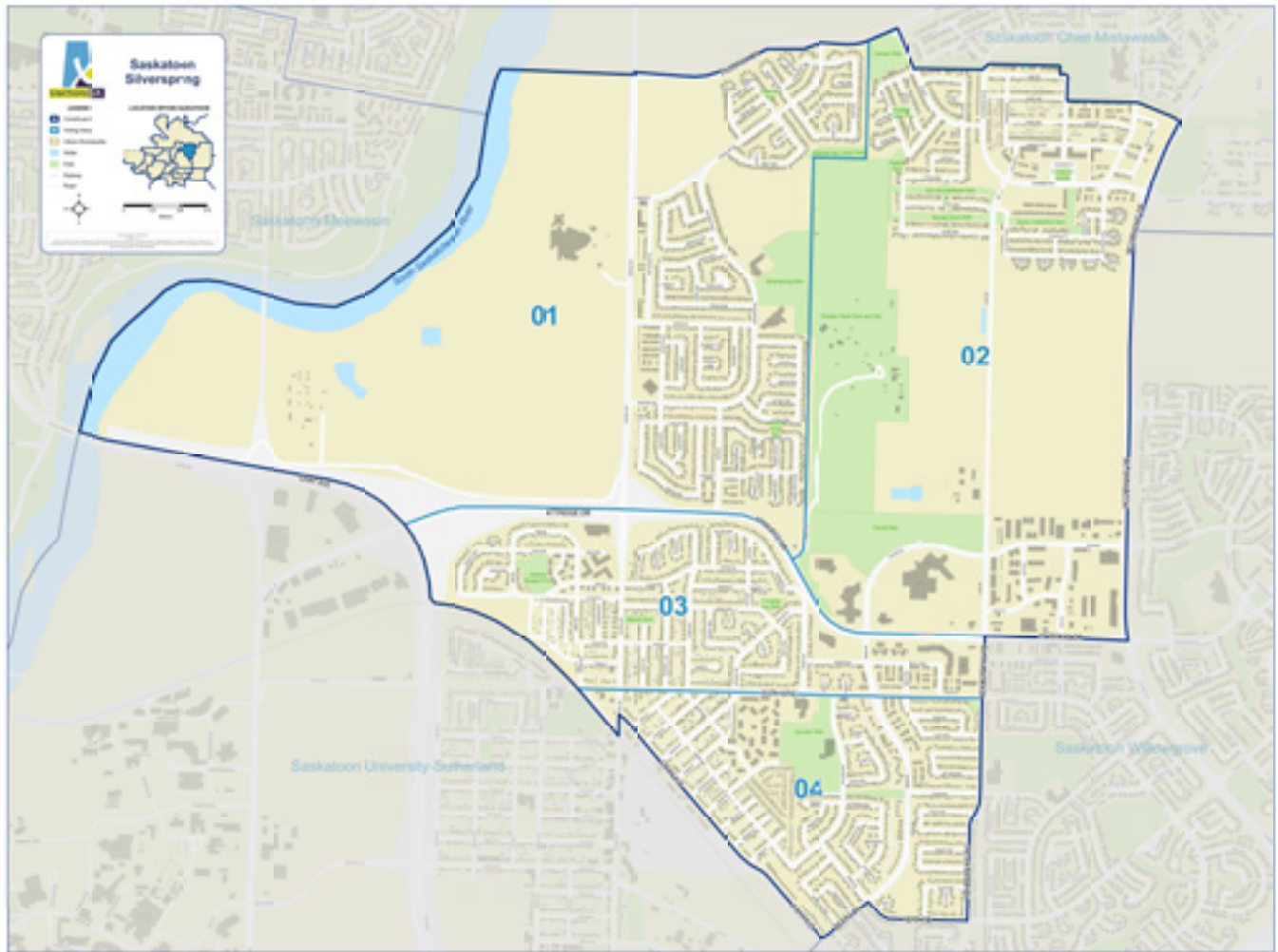
VOTE SUMMARY BY CONSTITUENCY POLLING DIVISION: **SASKATOON RIVERSDALE**



Saskatoon Riversdale - Polling Location			Votes Cast For			Ballots	
Poll	Poll Name	Registered Voters	Kim Breckner NDP	Naomi Hunter SGP	Olu Fakoyejo SP	Rejected Ballots	Votes For Cands
1A	Westside Pentecostal Church	1,664	232	21	191	7	444
1B	Westside Pentecostal Church	-	294	17	202	3	513
2A	St. Mary's Hall	5,250	377	39	211	5	627
2B	St. Mary's Hall	-	401	35	213	12	649
3A	New Perspective Community Church	4,886	577	39	241	4	857
3B	New Perspective Community Church	-	604	39	253	2	896
4A	St. David's Trinity United Church	2,462	405	15	353	5	773
4B	St. David's Trinity United Church	-	416	23	333	4	772
Home	Homebound	-	0	0	0	0	0
HRT	Hospital, Remand and Temporarily Displaced	-	40	11	12	5	63
PCF	Personal Care Facilities	50	21	0	7	0	28
VBM	Vote By Mail	-	257	16	102	45	375
	Totals	14,312	3,624	255	2,118	92	5,997

	Candidate Elected - Kim Breckner						
	Plurality	1,506					
	% Who Voted	42.54%					
	% By Party		60.43%	4.25%	35.32%		

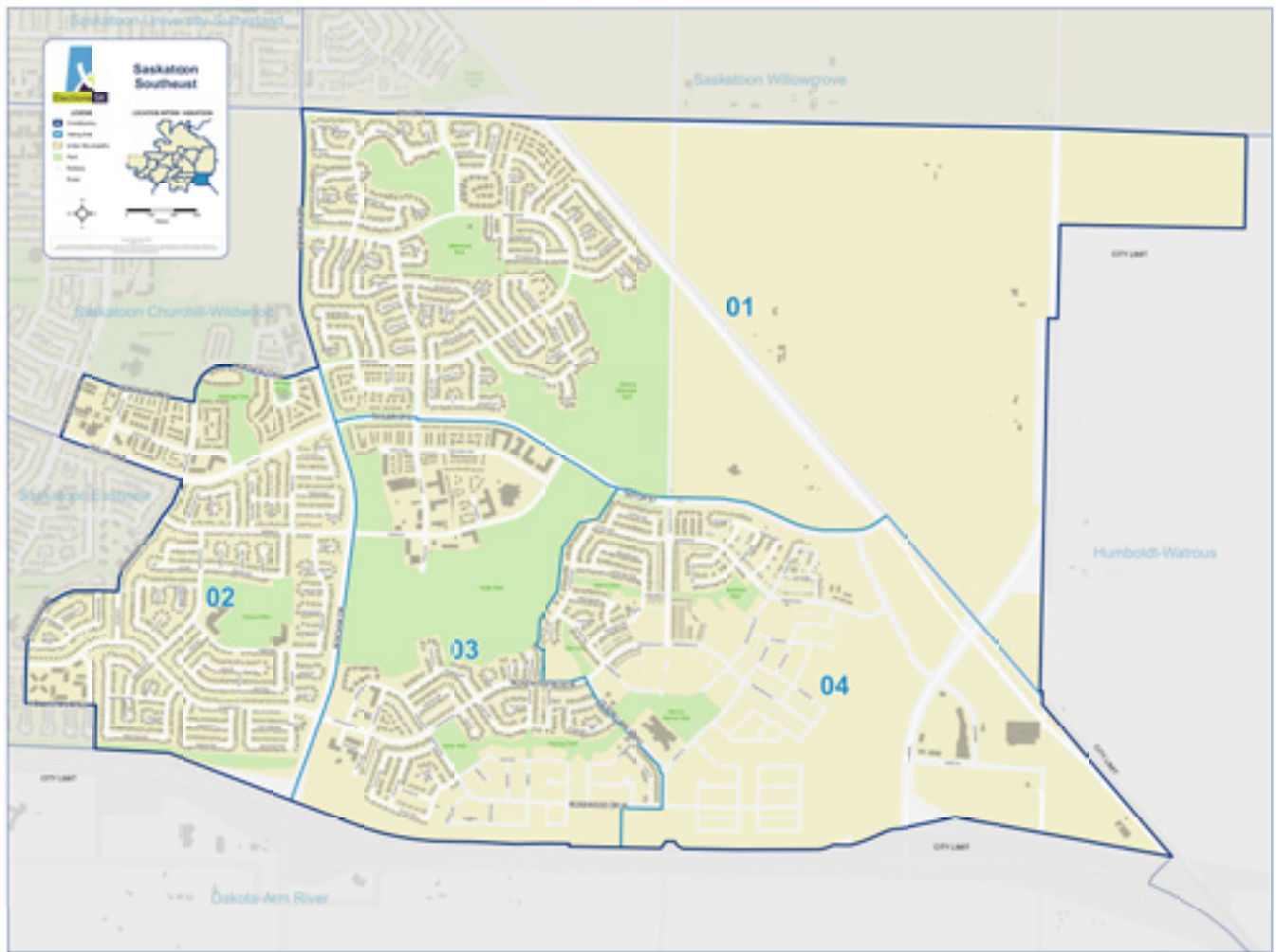
VOTE SUMMARY BY CONSTITUENCY POLLING DIVISION: **SASKATOON SILVERSPRING**



Saskatoon Silverspring - Polling Location			Votes Cast For			Ballots	
Poll	Poll Name	Registered Voters	Hugh Gordon NDP	Jackie Hanson SGP	Paul Merriman SP	Rejected Ballots	Votes For Cands
1A	Ebenezer Baptist Church	3,616	602	25	638	2	1,265
1B	Ebenezer Baptist Church	-	630	17	645	1	1,292
2A	Alice Turner Library	3,903	687	26	564	1	1,277
2B	Alice Turner Library	-	696	35	564	6	1,295
3A	Forest Grove Community Church	3,093	229	13	308	0	550
3B	Forest Grove Community Church	-	277	11	270	2	558
4A	Grace Lutheran Church	3,253	426	20	359	7	805
4B	Grace Lutheran Church	-	392	28	324	4	744
Home	Homebound	-	0	0	0	0	0
HRT	Hospital, Remand and Temporarily Displaced	-	4	1	3	1	8
PCF	Personal Care Facilities	120	31	8	40	0	79
VBM	Vote By Mail	-	461	6	284	62	751
	Totals	13,985	4,435	190	3,999	86	8,624

	Candidate Elected - Hugh Gordon						
	Plurality	436					
	% Who Voted	62.28%					
	% By Party		51.43%	2.20%	46.37%		

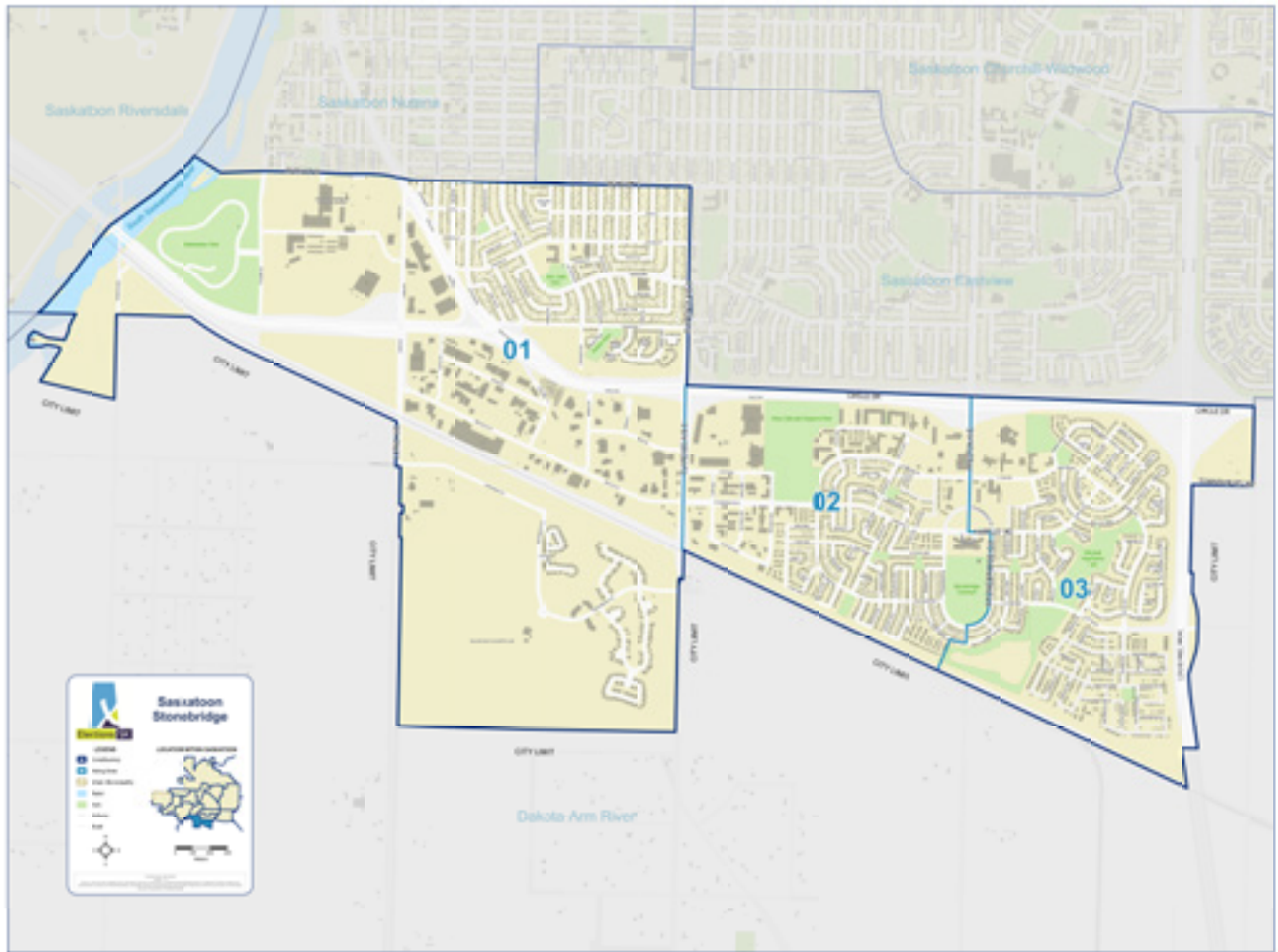
VOTE SUMMARY BY CONSTITUENCY POLLING DIVISION: **SASKATOON SOUTHEAST**



Saskatoon Southeast - Polling Location			Votes Cast For				Ballots	
Poll	Poll Name	Registered Voters	Brittney Senger	Mohammad Abushar	John Owojori	Greg Brkich	Rejected Ballots	Votes For Cands
			NDP	SGP	SP	SUP		
1A	Briarwood Community Centre Building	3706	640	18	652	26	2	1336
1B	Briarwood Community Centre Building	-	680	15	627	28	5	1350
2A	Saskatchewan Realtors Association	4327	392	6	355	18	3	771
2B	Saskatchewan Realtors Association	-	442	9	402	17	0	870
3A	École St. Luke School	4010	306	11	266	17	3	600
3B	École St. Luke School	-	408	7	378	21	1	814
3C	École St. Luke School	-	444	10	392	17	1	863
4A	Rosewood Community Centre	2967	545	18	549	32	3	1144
4B	Rosewood Community Centre	-	518	6	479	28	4	1031
Home	Homebound	-	0	0	0	0	0	0
HRT	Hospital, Remand and Temporarily Displaced	-	6	0	6	0	0	12
PCF	Personal Care Facilities	68	27	1	10	7	0	45
VBM	Vote By Mail	-	513	8	376	5	139	902
Totals		15,078	4,921	109	4,492	216	161	9,738

Candidate Elected - Brittney Senger							
Plurality	429						
% Who Voted	65.65%						
% By Party		50.53%	1.12%	46.13%	2.22%		

VOTE SUMMARY BY CONSTITUENCY POLLING DIVISION: **SASKATOON STONEBRIDGE**

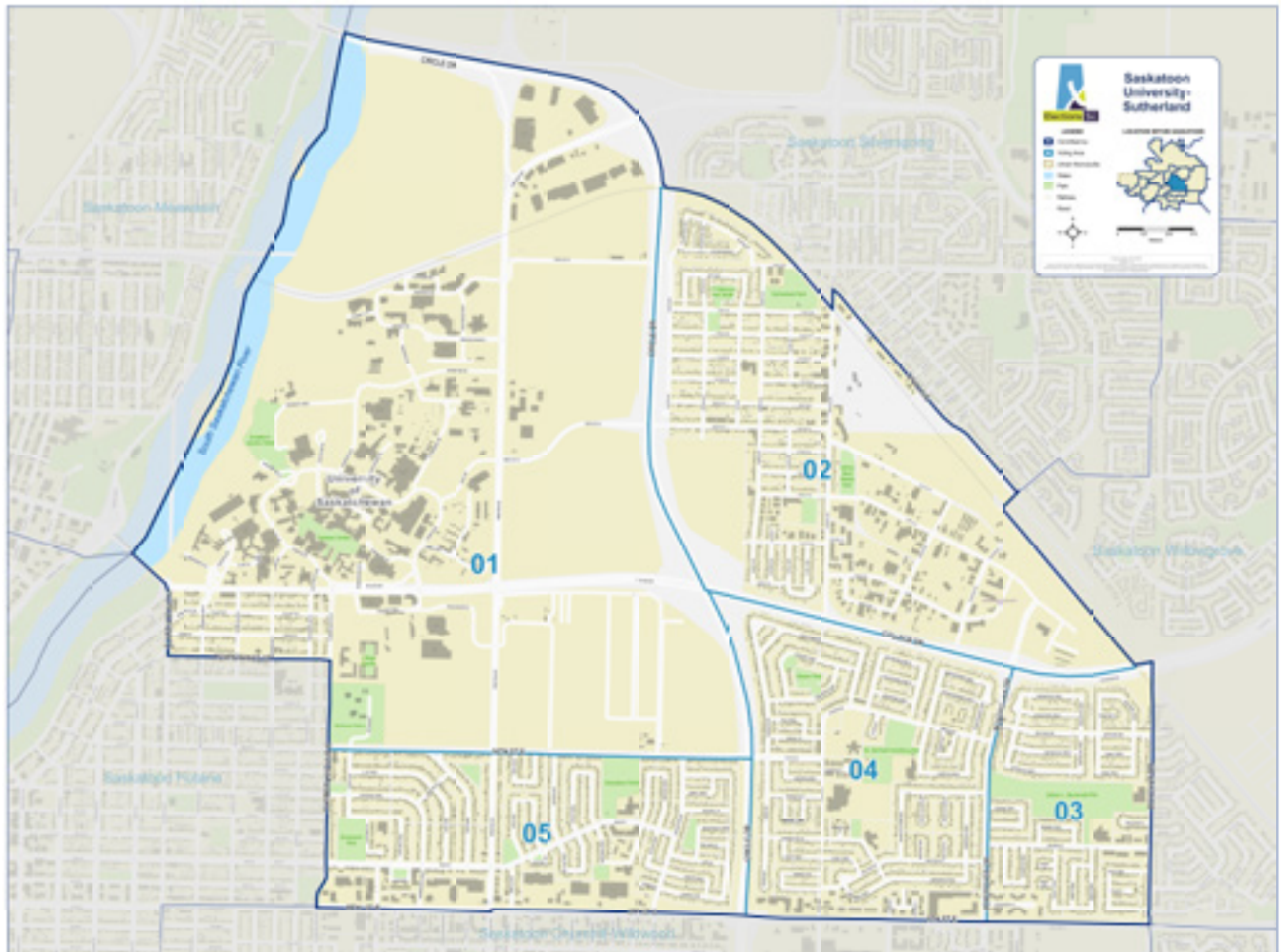


Saskatoon Stonebridge - Polling Location			Votes Cast For				Ballots	
Poll	Poll Name	Registered Voters	Darcy Warrington NDP	Cheryl Mazil SGP	Bronwyn Eyre SP	Jahangir J Valiani SPP	Rejected Ballots	Votes For Cands
1A	Avalon Alliance Church	3244	350	11	222	5	0	588
1B	Avalon Alliance Church	-	357	7	220	3	2	587
1C	Avalon Alliance Church	-	349	9	203	10	2	571
2A	Circle Drive Alliance Church	3840	467	7	441	8	2	923
2B	Circle Drive Alliance Church	-	414	8	454	6	2	882
2C	Circle Drive Alliance Church	-	436	5	408	13	9	862
3A	Chief Whitecap School	4642	422	7	305	6	1	740
3B	Chief Whitecap School	-	409	8	321	9	2	747
3C	Chief Whitecap School	-	433	12	328	5	1	778
Home	Homebound	-	0	0	0	0	0	0
HRT	Hospital, Remand and Temporarily Displaced	-	3	0	5	0	0	8
PCF	Personal Care Facilities	669	152	20	174	14	2	360
VBM	Vote By Mail	-	385	2	255	5	79	647
Totals		12,395	4,177	96	3,336	84	102	7,693

Candidate Elected - Darcy Warrington							
Plurality	841						
% Who Voted	62.89%						
% By Party		54.30%	1.25%	43.36%	1.09%		



VOTE SUMMARY BY CONSTITUENCY POLLING DIVISION: **SASKATOON UNIVERSITY- SUTHERLAND**

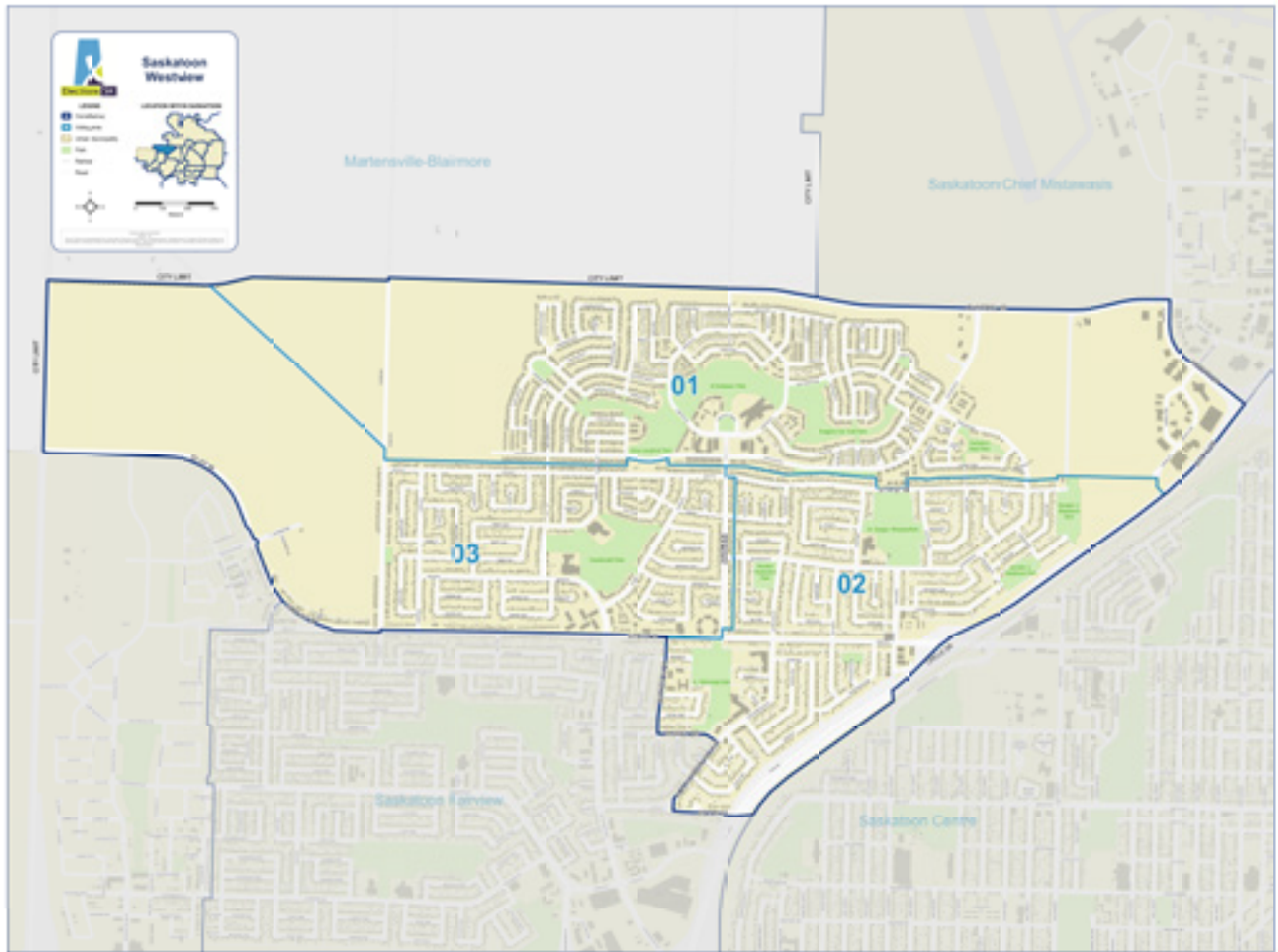


Saskatoon University-Sutherland - Polling Location			Votes Cast For				Ballots	
Poll	Poll Name	Registered Voters	Tajinder Grewal NDP	Felipe Guerra SGP	Ghislaine McLeod SP	Dawne Badrock SUP	Rejected Ballots	Votes For Cands
1A	Saskatoon Field House	932	206	5	107	11	1	329
1B	Saskatoon Field House	-	222	7	110	7	1	346
2A	St. Paul's United Church	2,634	366	11	224	29	1	630
2B	St. Paul's United Church	-	325	15	244	30	0	614
3A	Roland Michener School	1,985	296	8	230	18	2	552
3B	Roland Michener School	-	330	12	279	24	0	645
4A	College Park Covenant Church	3,422	485	25	356	49	3	915
4B	College Park Covenant Church	-	494	18	397	65	3	974
5A	Redeemer Lutheran Church	2,734	419	13	235	18	2	685
5B	Redeemer Lutheran Church	-	371	10	205	20	4	606
Home	Homebound	-	56	3	48	9	0	116
HRT	Hospital, Remand and Temporarily Displaced	-	5	3	5	1	0	14
PCF	Personal Care Facilities	325	65	11	70	23	1	169
VBM	Vote By Mail	-	320	6	152	8	62	486
	Totals	12,032	3,960	147	2,662	312	80	7,081

	Candidate Elected - Tajinder Grewal						
	Plurality	1,298					
	% Who Voted	59.52%					
	% By Party		55.92%	2.08%	37.59%	4.41%	



VOTE SUMMARY BY CONSTITUENCY POLLING DIVISION: **SASKATOON WESTVIEW**

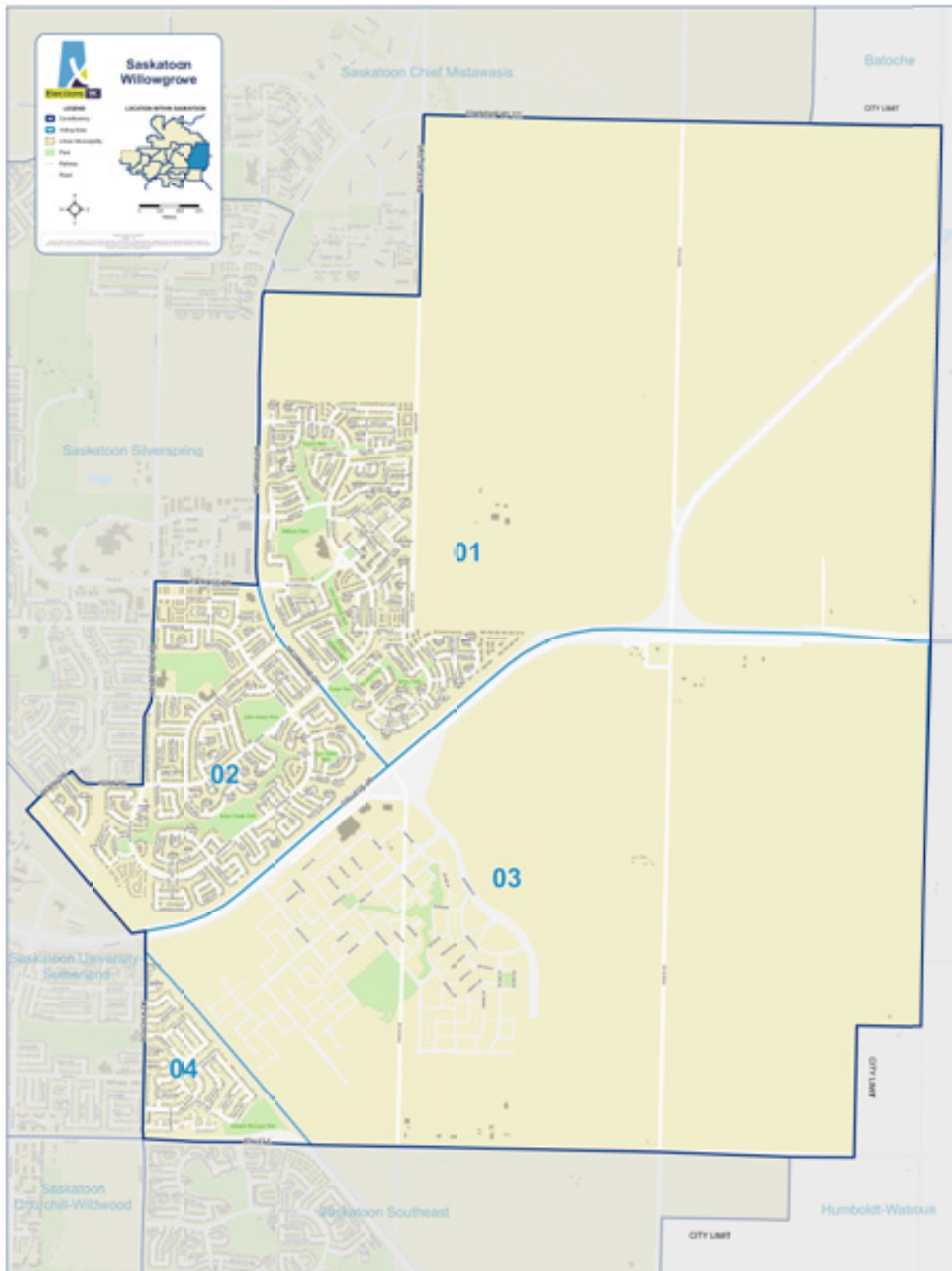


Saskatoon Westview - Polling Location			Votes Cast For			Ballots	
Poll	Poll Name	Registered Voters	April ChiefCalf NDP	Jupiter Neault SGP	David Buckingham SP	Rejected Ballots	Votes For Cands
1A	Hampton Free Methodist Church	5127	609	17	647	3	1273
1B	Hampton Free Methodist Church	-	664	37	742	2	1443
1C	Hampton Free Methodist Church	-	656	14	655	6	1325
2A	Massey Place Community Church	3809	181	11	194	0	386
2B	Massey Place Community Church	-	178	5	174	1	357
2C	Massey Place Community Church	-	149	6	121	0	276
3A	West Portal Church	4021	291	13	268	1	572
3B	West Portal Church	-	294	17	290	1	601
3C	West Portal Church	-	292	13	258	1	563
Home	<i>RESULTS COMBINED WITH HRT</i>						
HRT	Hospital, Remand and Temporarily Displaced	-	9	0	4	0	13
PCF	Personal Care Facilities	61	16	3	13	3	32
VBM	Vote By Mail	-	237	2	136	70	375
	Totals	13,018	3,576	138	3,502	88	7,216

	Candidate Elected - April ChiefCalf						
	Plurality	74					
	% Who Voted	56.11%					
	% By Party		49.56%	1.91%	48.53%		



VOTE SUMMARY BY CONSTITUENCY POLLING DIVISION: SASKATOON WILLOWGROVE

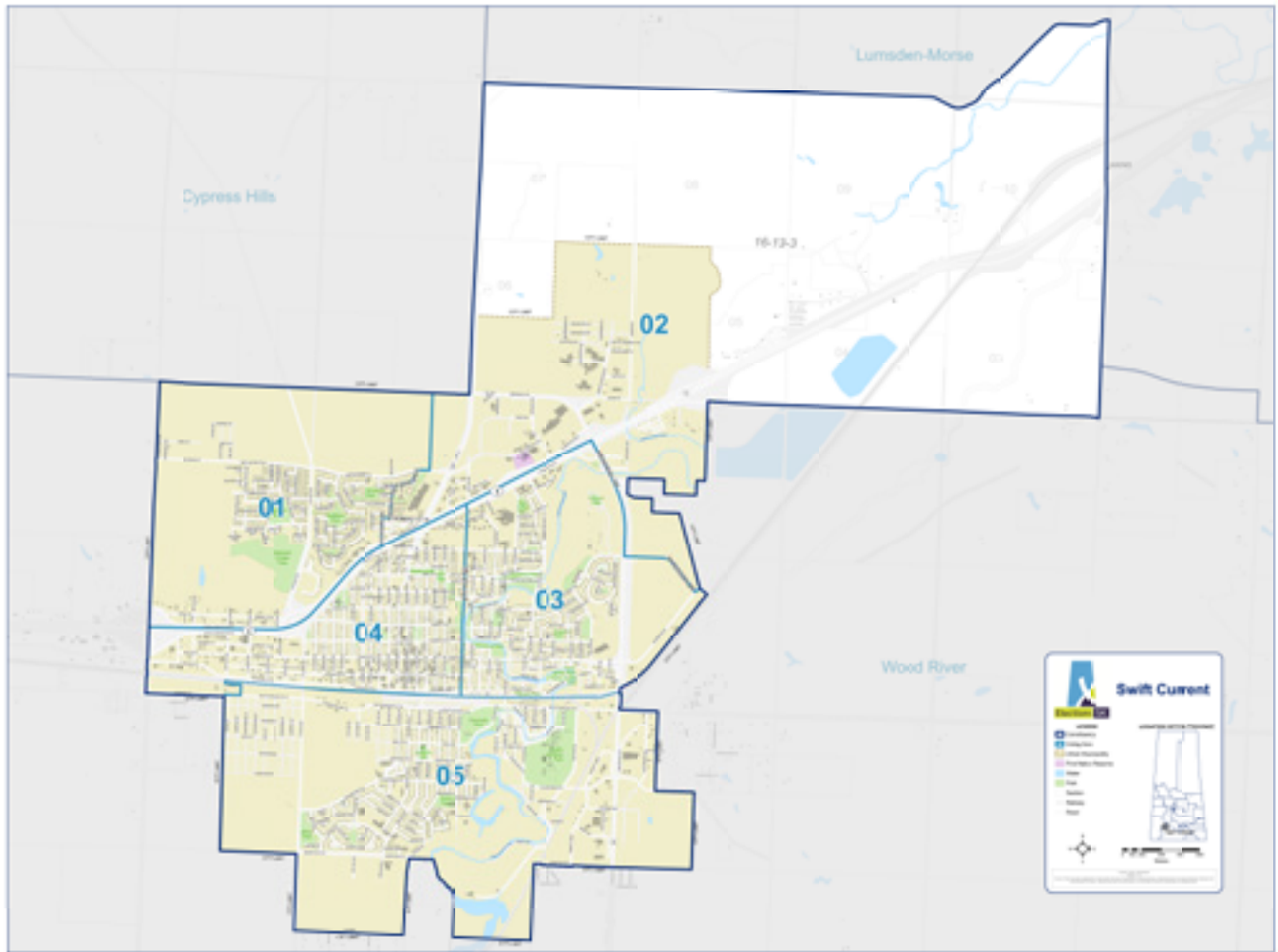


Saskatoon Willowgrove - Polling Location			Votes Cast For				Ballots	
Poll	Poll Name	Registered Voters	Alana Wakula NDP	Tawe Morin SGP	Ken Cheveldayoff SP	William Hughes SUP	Rejected Ballots	Votes For Cands
1A	Willowgrove School	5270	455	11	495	25	5	986
1B	Willowgrove School	-	399	5	401	14	2	819
1C	Willowgrove School	-	384	6	349	24	0	763
2A	Erindale Alliance Church	5599	559	11	650	36	5	1256
2B	Erindale Alliance Church	-	497	12	589	26	0	1124
2C	Erindale Alliance Church	-	460	4	533	31	2	1028
3A	Motion Fitness	3480	632	10	617	27	7	1286
3B	Motion Fitness	-	516	12	488	32	4	1048
4A	Roland Michener School	1149	171	4	188	15	2	378
4B	Roland Michener School	-	166	1	150	11	2	328
Home	Homebound	-	0	0	0	0	0	0
HRT	RESULTS COMBINED WITH PCF							
PCF	Personal Care Facilities	139	33	2	67	4	1	106
VBM	Vote By Mail	-	487	2	368	6	83	863
	Totals	15,637	4,759	80	4,895	251	113	9,985

	Candidate Elected - Ken Cheveldayoff						
	Plurality	136					
	% Who Voted	64.58%					
	% By Party		47.66%	0.80%	49.02%	2.51%	



VOTE SUMMARY BY CONSTITUENCY POLLING DIVISION: **SWIFT CURRENT**

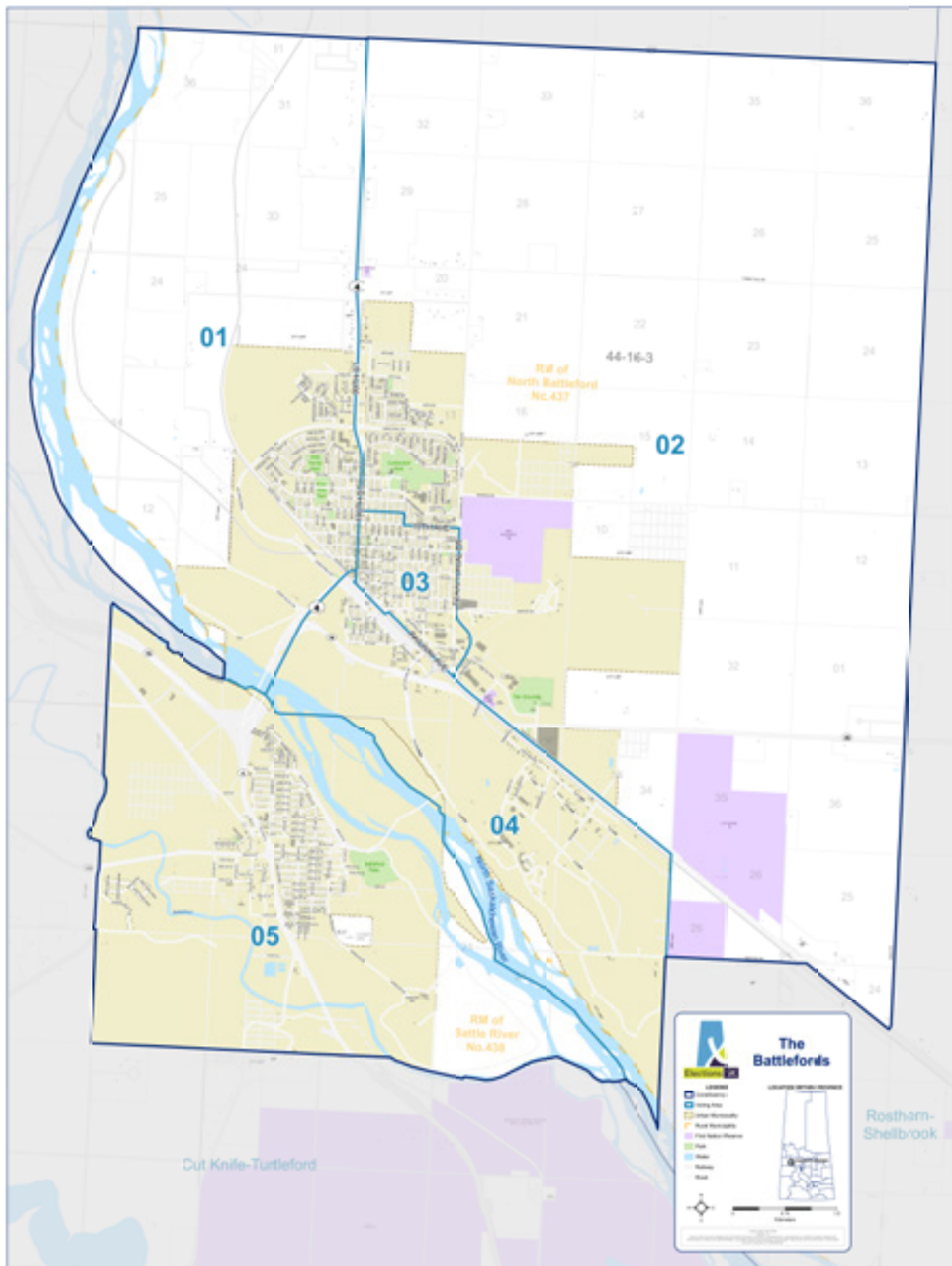


Swift Current - Polling Location			Votes Cast For				Ballots	
Poll	Poll Name	Registered Voters	Constance P Maffenbeier	Jay Kimball	George Watson	Everett Hindley	Rejected Ballots	Votes For Cands
			BPSK	NDP	SGP	SP		
1A	Trailview Alliance Church	2,448	24	185	5	556	2	770
1B	Trailview Alliance Church	-	18	191	10	545	2	764
2A	Swift Current Mall - Safeway Entrance	976	13	165	6	357	3	541
2B	Swift Current Mall - Safeway Entrance	-	14	201	13	414	2	642
3A	InnovationPlex - North Entrance	3,014	22	198	12	516	4	748
3B	InnovationPlex - North Entrance	-	20	196	7	509	3	732
4A	St Olaf's Lutheran Church	2,688	21	205	8	300	0	534
4B	St Olaf's Lutheran Church	-	34	204	8	344	1	590
5A	Alpine Church of God	3,198	22	224	9	528	1	783
5B	Alpine Church of God	-	20	200	9	503	2	732
Home	RESULTS COMBINED WITH HRT							
HRT	Hospital, Remand and Temporarily Displaced	-	0	6	0	10	1	16
PCF	Personal Care Facilities	270	6	25	9	65	0	105
VBM	Vote By Mail	-	2	137	2	202	120	343
	Totals	12,594	216	2,137	98	4,849	141	7,300

	Candidate Elected - Everett Hindley							
	Plurality	2,712						
	% Who Voted	59.08%						
	% By Party		2.96%	29.27%	1.34%	66.42%		



VOTE SUMMARY BY CONSTITUENCY POLLING DIVISION: **THE BATTLEFORDS**

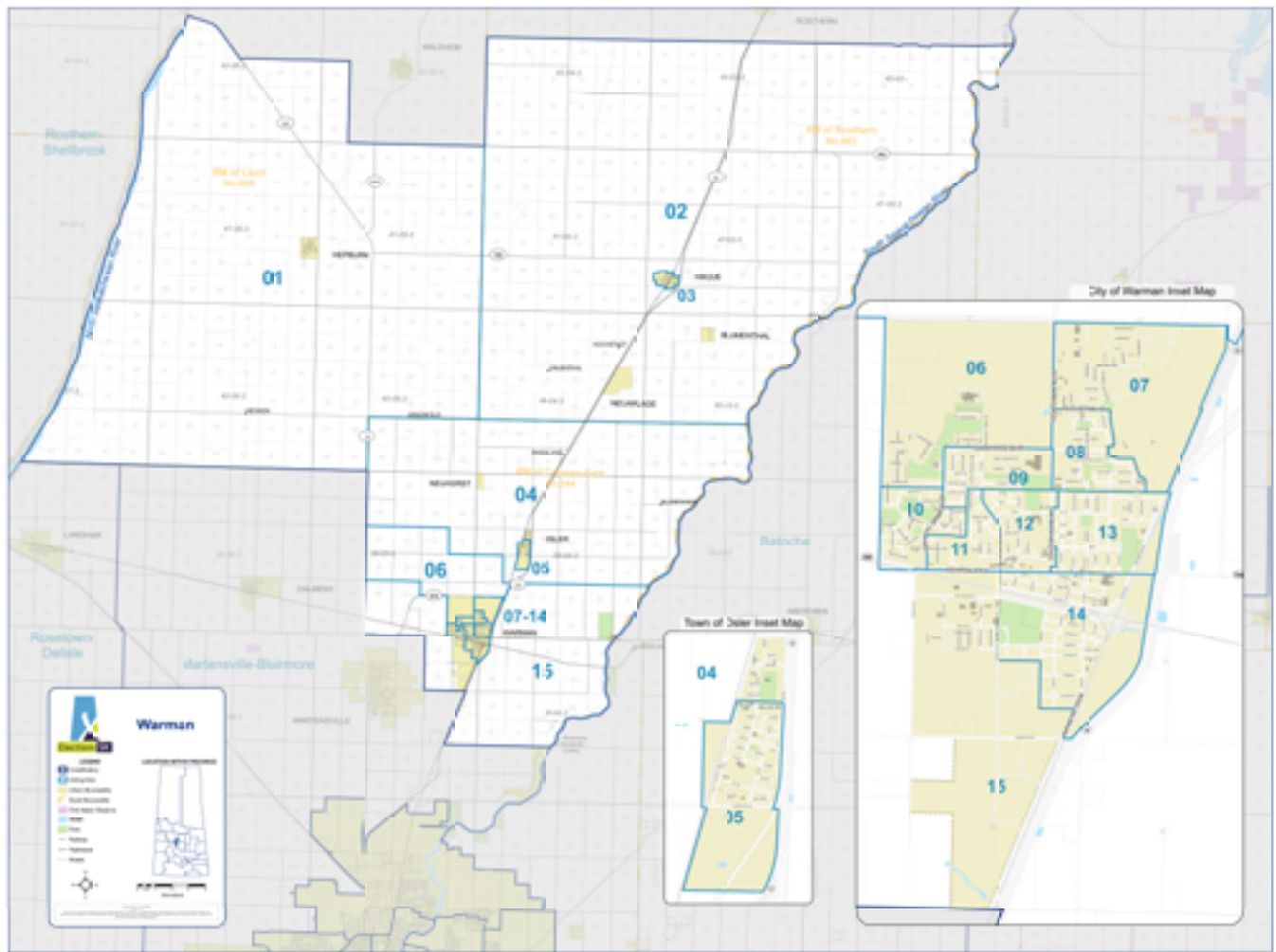


The Battlefords - Polling Location			Votes Cast For				Ballots	
Poll	Poll Name	Registered Voters	Dale Richarson	Tom Kroczyński	Sara Piotrofsky	Jeremy Cockrill	Rejected Ballots	Votes For Cands
			BPSK	NDP	SGP	SP		
1A	St. Joseph Roman Catholic Church	3,514	6	293	15	536	3	850
1B	St. Joseph Roman Catholic Church	-	8	318	15	506	2	847
2A	North Battleford City Kinsmen Band Hall	3,555	8	223	5	401	2	637
2B	North Battleford City Kinsmen Band Hall	-	7	236	7	381	2	631
3A	North Battleford Library	2,545	10	279	15	398	4	702
3B	North Battleford Library	-	12	282	16	383	3	693
4A	Don Ross Centre	664	6	89	5	125	0	225
4B	Don Ross Centre	-	3	94	2	147	1	246
5A	Alex Dillabough Centre	3,178	15	320	13	586	0	934
5B	Alex Dillabough Centre	-	15	344	13	608	0	980
Home	RESULTS COMBINED WITH HRT							
HRT	Hospital, Remand and Temporarily Displaced	-	3	32	13	34	5	82
PCF	Personal Care Facilities	317	21	53	21	89	1	184
VBM	Vote By Mail	-	1	156	0	158	46	315
	Totals	13,773	115	2,719	140	4,352	69	7,326

	Candidate Elected - Jeremy Cockrill							
	Plurality	1,633						
	% Who Voted	53.69%						
	% By Party		1.57%	37.11%	1.91%	59.40%		



VOTE SUMMARY BY CONSTITUENCY POLLING DIVISION: WARMAN

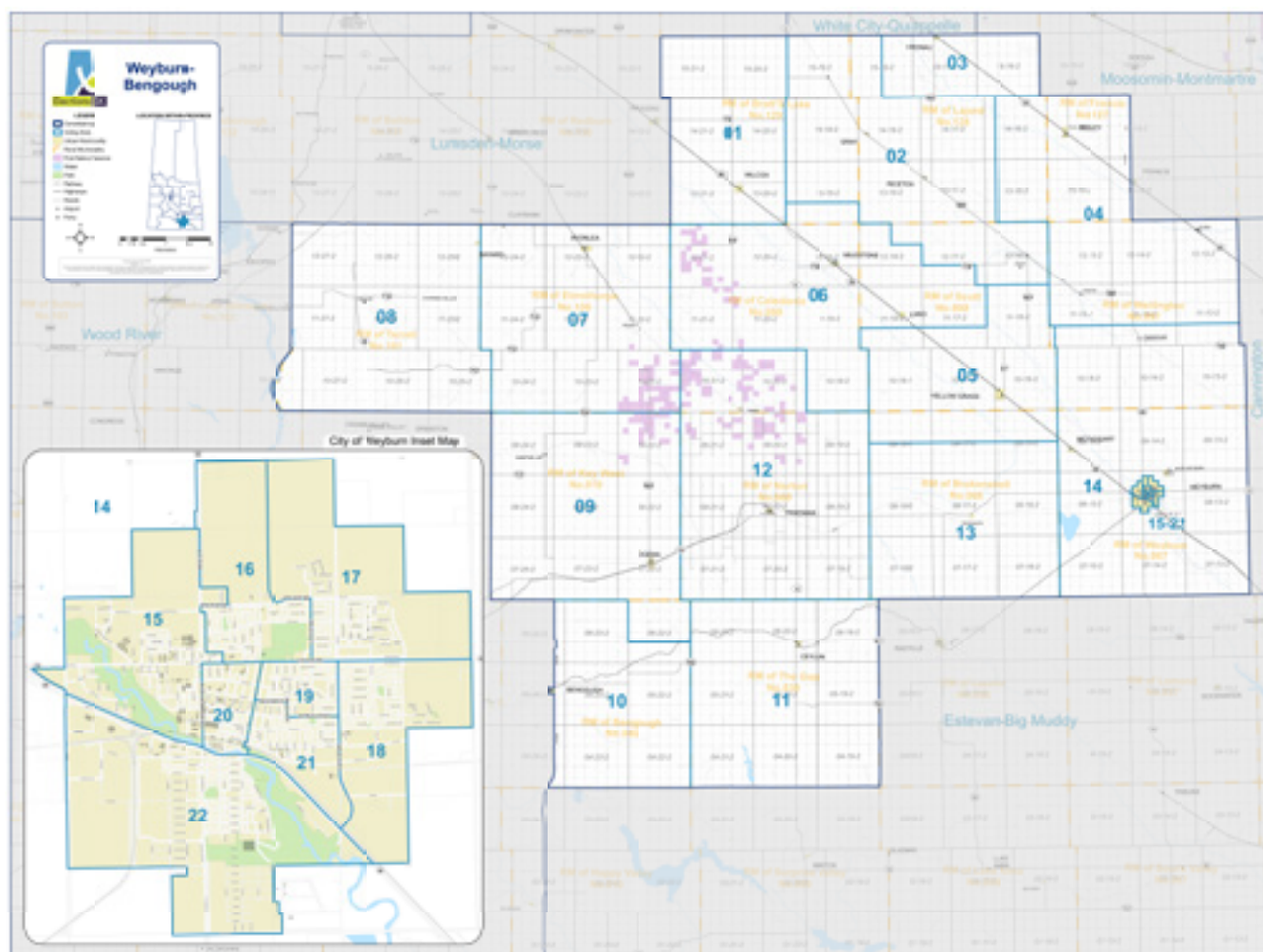


Warman - Polling Location			Votes Cast For					Ballots	
Poll	Poll Name	Registered Voters	Mark Friesen BPSK	Erica Baerwald NDP	Adriana Hackl Pinno SGP	Terry Jenson SP	Andrea Early SUP	Rejected Ballots	Votes For Cands
1	Heritage Common	1,197	13	37	3	185	20	2	258
2	Hague Curling Club	1,213	4	29	1	206	27	0	267
3	Hague Curling Club	713	3	24	2	90	10	0	129
4	Town of Osler- Community Hall	777	3	34	0	251	28	0	316
5	The Gathering Place	720	5	69	1	189	28	0	292
6	Holy Trinity Catholic School	919	5	43	0	93	13	1	154
7	The Legends Golf Club	1,180	1	59	0	124	14	0	198
8	The Legends Golf Club	989	1	46	3	104	16	2	170
9	Warman Home Centre Communiplex	839	0	51	0	121	6	0	178
10	Warman Home Centre Communiplex	839	1	57	0	110	13	0	181
11	Warman Home Centre Communiplex	837	2	38	2	86	7	0	135
12	Warman Senior Centre	831	4	35	1	120	8	2	168
13	Brian King Center	1,122	6	77	1	126	19	0	229
14	Warman Arts Centre	967	5	37	1	95	11	0	149
15	Brian King Center	891	10	58	1	106	27	0	202
A001	The Legends Golf Club	-	9	287	3	619	59	4	977
A002	The Legends Golf Club	-	4	286	3	618	55	2	966
A003	Hague Curling Club	-	11	112	11	607	80	0	821
A004	Heritage Common	-	17	75	3	366	35	0	496
A005	Warman Arts Centre	-	9	351	4	725	84	3	1,173
A006	Warman Arts Centre	-	9	323	9	744	70	1	1,155
Home	Homebound	-	0	0	0	0	0	0	0
HRT	Hospital, Remand and Temporarily Displaced	-	0	1	0	5	0	0	6
PCF	Personal Care Facilities	124	2	17	0	24	2	0	45
VBM	Vote By Mail	-	1	140	3	213	18	27	375
Totals		14,158	125	2,286	52	5,927	650	44	9,040

	Candidate Elected - Terry Jenson								
	Plurality	3,641							
	% Who Voted	64.16%							
	% By Party		1.38%	25.29%	0.58%	65.56%	7.19%		



VOTE SUMMARY BY CONSTITUENCY POLLING DIVISION: WEYBURN-BENGOUGH



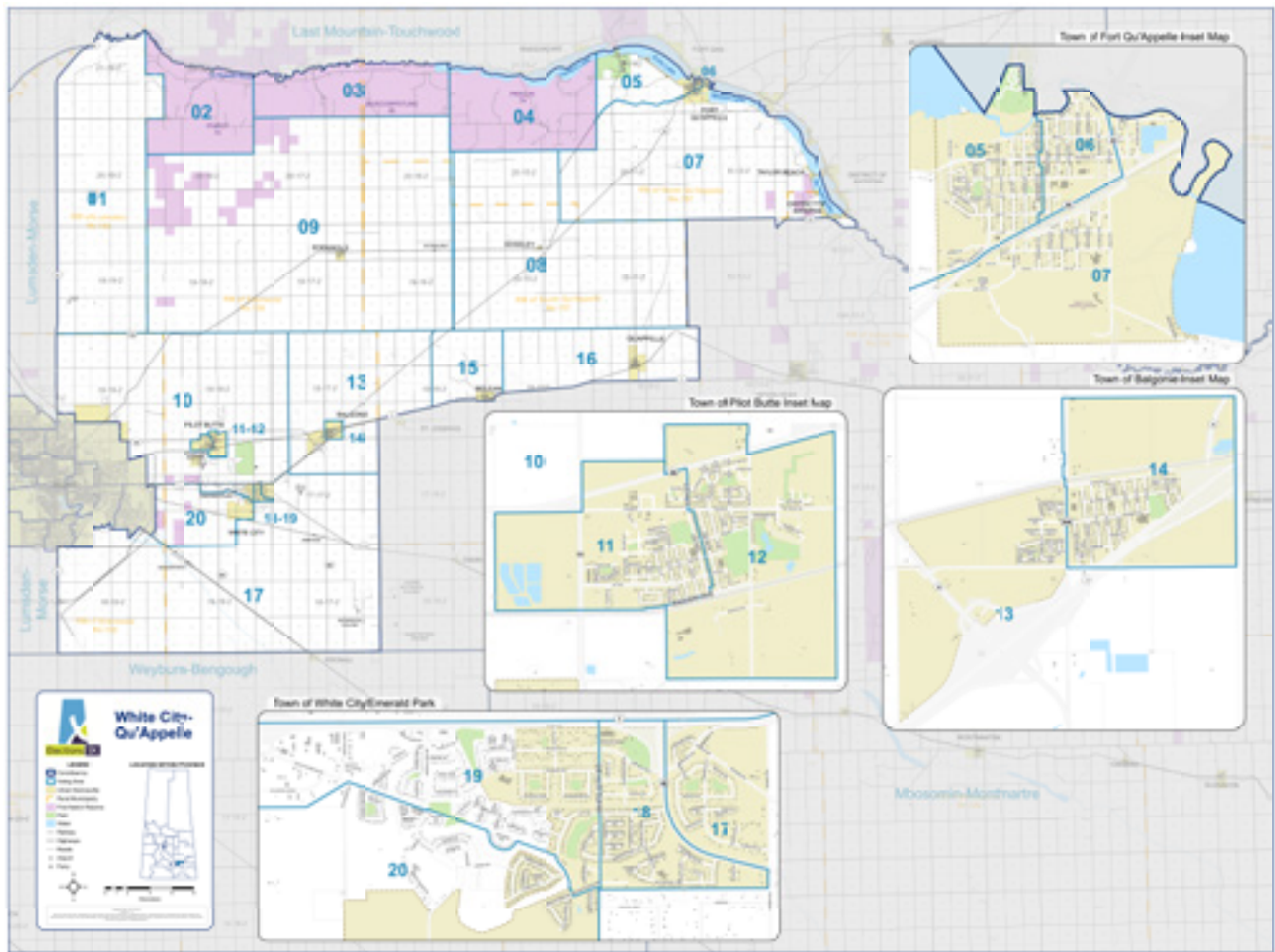
Weyburn-Bengough - Polling Location			Votes Cast For					Ballots	
Poll	Poll Name	Registered Voters	Andrew Shanaida	Seth Lendrum	North Hunter	Michael Weger	Rose McInnes	Rejected Ballots	Votes For Cands
1	St. Augustine School	283	1	39	3	84	10	0	137
2	Gray Memorial Hall	329	1	37	2	102	10	0	152
3	Kronau Curling Rink	342	2	54	0	124	13	1	193
4	New Horizon Community Centre	464	1	16	1	81	13	0	112
5	Yellow Grass Golden Harvest Drop In Centre	448	3	34	3	169	15	0	224
6	Milestone Drop In Centre	828	2	23	3	129	15	0	172
7	Avonlea Community Hall	463	0	13	0	68	30	0	111

Weyburn-Bengough - Polling Location			Votes Cast For					Ballots	
Poll	Poll Name	Registered Voters	Andrew Shanaida BPSK	Seth Lendrum NDP	North Hunter SGP	Michael Weger SP	Rose McInnes SUP	Rejected Ballots	Votes For Cands
8	Spring Valley & District Interpretive Centre	171	0	7	0	56	16	0	79
9	Ogema Heritage Hall	413	1	41	2	159	20	1	223
10	Bengough Community Centre	349	0	10	1	62	8	0	81
11	GAP Ever Ready Club	230	0	14	3	136	10	0	163
12	Pangman Community Centre	361	2	41	4	153	22	1	222
13	Trossachs Community Hall	184	6	2	3	66	24	0	101
14	Credit Union Spark Centre	972	3	19	0	219	68	0	309
15	Credit Union Spark Centre	944	4	27	2	110	25	0	168
16	Credit Union Spark Centre	1,105	3	34	2	183	30	1	252
17	Weyburn Calvary Baptist Church	1,192	3	47	1	210	29	0	290
18	Weyburn Calvary Baptist Church	1,092	6	43	1	159	31	1	240
19	Wheatland Senior Centre	826	4	30	4	124	31	1	193
20	Royal Canadian Legion # 47	958	2	43	5	113	24	1	187
21	Wheatland Senior Centre	811	0	28	1	92	27	0	148
22	Royal Canadian Legion # 47	910	8	24	3	113	35	3	183
A001	Credit Union Spark Centre	-	15	223	15	770	144	1	1,167
A002	Credit Union Spark Centre	-	7	178	18	577	126	4	906
A003	Credit Union Spark Centre	-	6	197	13	674	155	5	1,045
A004	New Horizon Community Centre	-	0	49	7	136	45	0	237
A005	Bengough Community Centre	-	2	18	2	177	11	0	210
A006	Milestone Drop In Centre	-	1	129	4	316	10	0	460
A007	Avonlea Community Hall	-	0	39	0	149	55	1	243
Home	Homebound	-	0	0	0	0	0	0	0
HRT	Hospital, Remand and Temporarily Displaced	-	0	4	1	4	2	0	11
PCF	Personal Care Facilities	294	5	31	7	84	15	3	142
VBM	Vote By Mail	-	6	81	8	186	23	18	304
	Totals	13,969	94	1,575	119	5,785	1,092	42	8,665

	Candidate Elected - Michael Weger								
	Plurality	4,210							
	% Who Voted	62.33%							
	% By Party		1.08%	18.18%	1.37%	66.76%	12.60%		



VOTE SUMMARY BY CONSTITUENCY POLLING DIVISION: WHITE CITY-QU'APPELLE

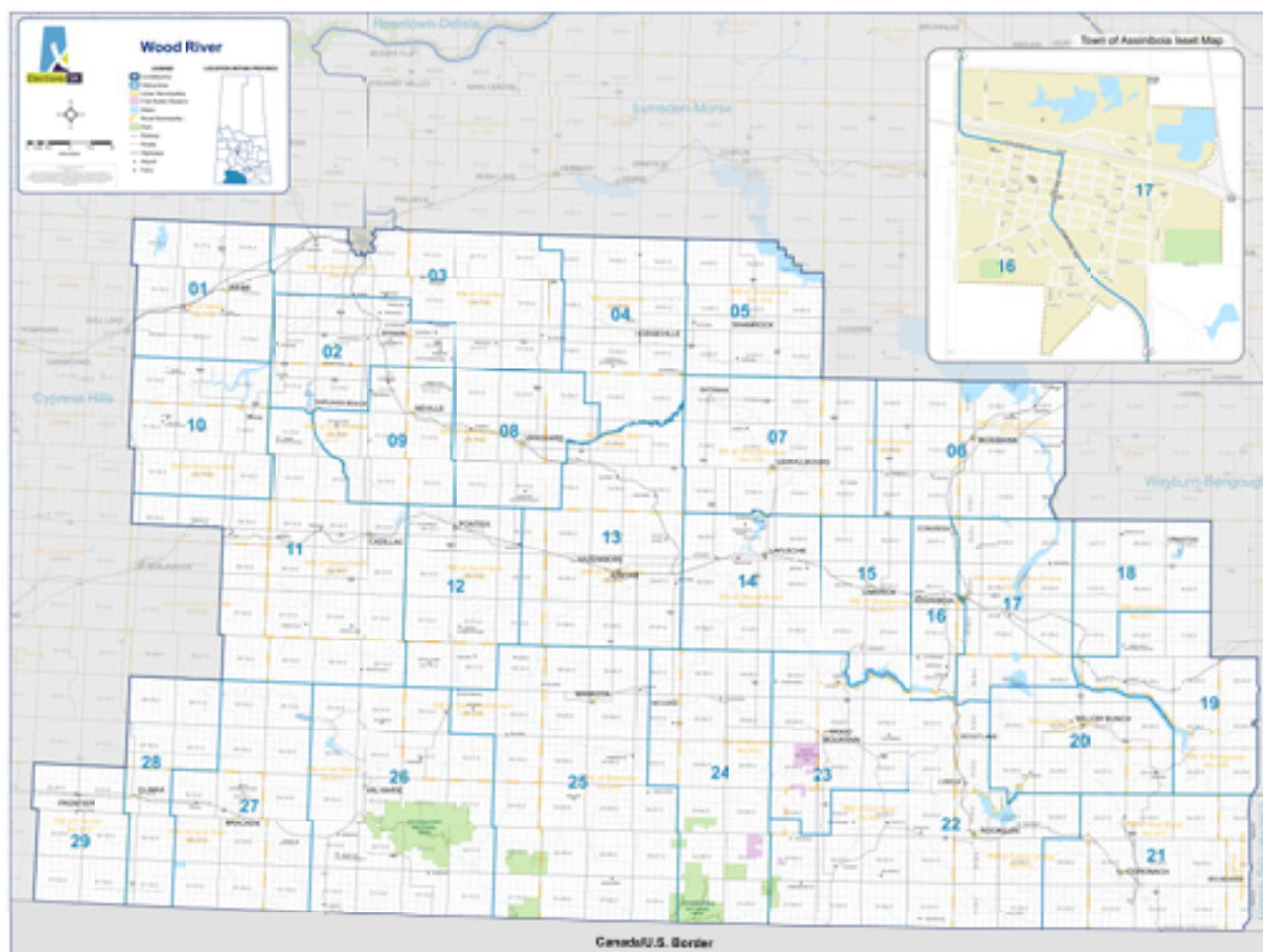


White City-Qu'Appelle - Polling Location			Votes Cast For			Ballots	
Poll	Poll Name	Registered Voters	Grady Birns NDP	Brad Crassweller SP	Darcy Thiele SUP	Rejected Ballots	Votes For Cands
1	Valleyview Community Club	227	16	78	22	2	116
2	Piapot First Nation Band Hall	343	97	2	0	0	99
3	Muscowpetung Saulteaux Nation Band Office	131	61	1	1	1	63
4	Chief Ben Pasqua Memorial Hall	341	120	5	0	3	125
5	The Royal Canadian Legion #35	1,015	76	75	8	0	159
6	The Royal Canadian Legion #35	486	59	20	0	2	79
7	The Royal Canadian Legion #35	562	34	48	13	0	95
8	Edgeley Community Centre	142	14	33	4	0	51
9	Edenwold Community Hall	590	55	147	23	1	225
10	Pilot Butte Recreation Centre Golden Sunset Club	1,200	62	197	8	0	267
11	Pilot Butte Recreation Centre Golden Sunset Club	1,061	83	103	14	0	200
12	Pilot Butte Recreation Centre Golden Sunset Club	1,143	70	123	17	0	210
13	Balgonie 50 Plus Club	730	51	122	5	0	178
14	Balgonie 50 Plus Club	896	76	138	26	1	240
15	McLean Community Centre	318	43	98	13	1	154
16	Qu'Appelle Lions Hall	619	42	76	19	0	137
17	White City Community Centre	1,150	120	187	32	1	339
18	White City Community Centre	1,124	141	171	32	0	344
19	White City Community Centre	1,168	96	145	29	1	270
20	RM Edenwold No 158	1,142	71	145	20	0	236
A001	Qu'Appelle Lions Hall	-	82	143	17	0	242
A002	RM Edenwold No 158	-	310	562	53	1	925
A003	RM Edenwold No 158	-	370	637	70	0	1,077
A004	Balgonie 50 Plus Club	-	291	543	56	4	890
A005	The Royal Canadian Legion #35	-	411	413	35	1	859
A006	Pilot Butte Recreation Centre Golden Sunset Club	-	221	445	38	0	704
A007	Pilot Butte Recreation Centre Golden Sunset Club	-	254	383	37	0	674
Home	Homebound	-	0	0	0	0	0
HRT	Hospital, Remand and Temporarily Displaced	-	12	1	2	1	15
PCF	Personal Care Facilities	135	30	36	7	10	73
VBM	Vote By Mail	-	225	221	10	24	456
Totals		14,523	3,593	5,298	611	54	9,502

	Candidate Elected - Brad Crassweller					
	Plurality	1,705				
	% Who Voted	65.80%				
	% By Party		37.81%	55.76%	6.43%	



VOTE SUMMARY BY CONSTITUENCY POLLING DIVISION: WOOD RIVER



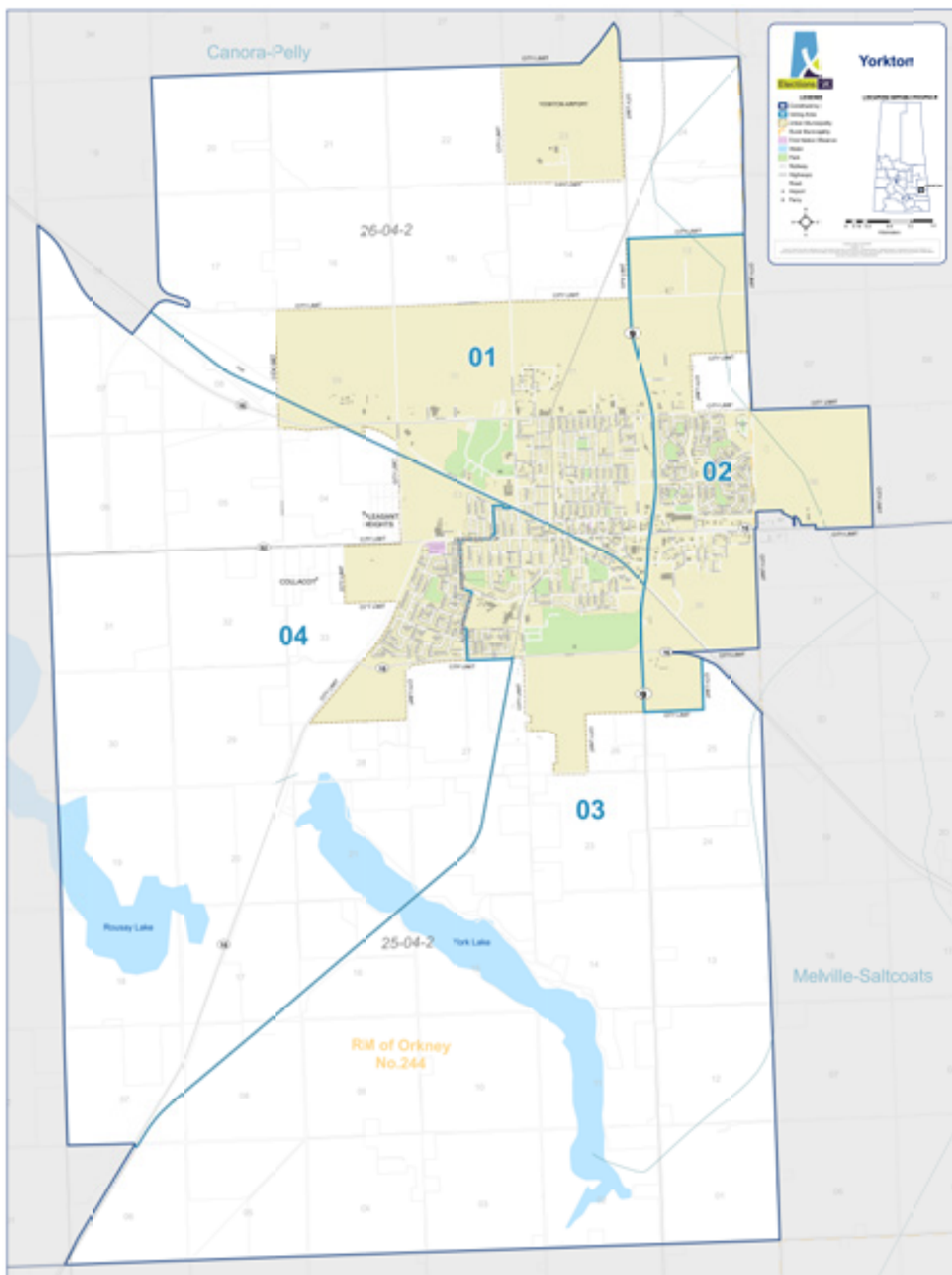
Wood River - Polling Location			Votes Cast For					Ballots	
Poll	Poll Name	Registered Voters	Mike Topola NDP	Clint Arnason PC	Melvin Pylypchuk SGP	David Marit SP	Todd McIntyre SUP	Rejected Ballots	Votes For Cands
1	Webb Community Hall	288	13	10	0	96	4	0	123
2	Wymark Skating Rink	672	19	9	2	113	14	1	157
3	InnovationPlex	880	22	19	0	138	12	1	191
4	Hodgeville Community Centre	376	26	18	1	120	20	0	185
5	Shamrock Community Hall	165	17	6	0	76	3	0	102
6	Mossbank Community Hall	466	41	18	1	191	12	1	263
7	Parish Hall	989	76	29	0	137	12	4	254
8	Vanguard Health Centre	380	24	12	0	98	13	0	147
9	Neville Community Hall	318	16	8	0	46	15	0	85
10	Simmie Community Hall	368	27	5	1	50	11	0	94

Wood River - Polling Location			Votes Cast For					Ballots	
Poll	Poll Name	Registered Voters	Mike Topola NDP	Clint Arnason PC	Melvin Pylypchuk SGP	David Marit SP	Todd McIntyre SUP	Rejected Ballots	Votes For Cands
11	Admiral Hall	362	12	2	3	85	5	0	107
12	Ponteix Cultural Centre	612	15	9	3	72	1	0	100
13	Kincaid Club 50	397	20	13	4	122	9	1	168
14	Lafleche Central School	607	52	21	3	176	23	2	275
15	Limerick Community Hall	248	27	5	0	96	3	0	131
16	Prince of Wales Culture and Recreation Centre	1,023	55	6	1	171	11	0	244
17	Assiniboia 7th Avenue School	1,022	56	12	0	160	9	0	237
18	Ormiston Community Hall	105	3	4	1	31	0	0	39
19	RM of Excel #71	238	9	3	0	96	6	0	114
20	Hills of Home Senior Club	386	45	12	2	157	19	0	235
21	Coronach Drop In Centre	707	23	9	2	140	7	0	181
22	New Horizon Drop-In Centre	645	56	12	1	250	12	0	331
23	RM of Old Post #43	183	9	2	0	70	8	0	89
24	Glentworth Community Hall	254	19	6	0	111	18	0	154
25	Mankota Agricultural Hall	344	6	5	2	70	9	0	92
26	Palais Royal Theatre	262	13	1	1	45	7	1	67
27	Bracken Community Hall	164	2	6	0	59	1	0	68
28	Climax Community Hall	204	24	14	1	83	3	0	125
29	Frontier Senior Citizens Activity Centre	407	33	20	5	140	16	1	214
A001	Wymark Skating Rink	-	26	41	2	193	34	0	296
A002	Parish Hall	-	145	33	1	293	20	1	492
A003	Ponteix Cultural Centre	-	43	34	2	219	17	2	315
A004	Prince of Wales Culture and Recreation Centre	-	149	26	6	458	38	20	677
A005	InnovationPlex	-	83	53	4	406	33	2	579
A006	Coronach Drop In Centre	-	61	15	1	232	11	0	320
A007	Mankota Agricultural Hall	-	29	20	0	122	12	0	183
A008	Palais Royal Theatre	-	25	5	1	85	6	0	122
A009	Prince of Wales Culture and Recreation Centre	-	112	10	1	289	19	14	431
Home	Homebound	-	0	0	0	0	0	0	0
HRT	Hospital, Remand and Temporarily Displaced	-	6	2	0	8	2	1	18
PCF	Personal Care Facilities	234	32	15	0	64	7	3	118
VBM	Vote By Mail	-	78	3	2	132	13	11	228
Totals		13,306	1,549	553	54	5,700	495	66	8,351

	Candidate Elected - David Marit								
	Plurality	4,151							
	% Who Voted	63.26%							
	% By Party		18.55%	6.62%	0.65%	68.26%	5.93%		



VOTE SUMMARY BY CONSTITUENCY POLLING DIVISION: YORKTON



Yorkton - Polling Location			Votes Cast For					Ballots	
Poll	Poll Name	Registered Voters	Timothy Kasprick	Lenore Pinder	Valerie Brooks	David Chan	Doug Forster	Rejected Ballots	Votes For Cands
			BPSK	NDP	SGP	SP	SUP		
1A	Yorkton Public Library	3,099	10	309	29	438	123	2	909
1B	Yorkton Public Library	-	7	338	20	412	115	4	892
2A	Gloria Hayden Community Centre	2,948	1	269	10	541	112	4	933
2B	Gloria Hayden Community Centre	-	6	308	11	551	100	5	976
3A	Prairie Harvest Christian Life Centre	3,390	5	201	10	353	79	1	648
3B	Prairie Harvest Christian Life Centre	-	2	164	12	302	59	1	539
4A	Gallagher Centre	3,197	2	255	16	354	104	1	731
4B	Gallagher Centre	-	4	238	9	365	98	3	714
Home	Homebound	-	0	0	0	0	0	0	0
HRT	Hospital, Remand and Temporarily Displaced	-	1	8	1	12	1	1	23
PCF	Personal Care Facilities	303	3	46	14	45	13	2	121
VBM	Vote By Mail	-	1	138	4	140	14	16	297
	Totals	12,937	42	2,274	136	3,513	818	40	6,783

	Candidate Elected - David Chan								
	Plurality	1,239							
	% Who Voted	52.74%							
	% By Party		0.62%	33.52%	2.01%	51.79%	12.06%		



CHAPTER TEN

Comparative Vote Summary by Registered Political Party

2024				
Political Party	Votes Cast for Candidates	% of Votes Cast for Candidates	Candidates Nominated	Candidates Elected
Buffalo Party	3,267	0.70	16	—
New Democratic Party	188,373	40.34	61	27
Progressive Conservative Party	4,397	0.94	11	—
Saskatchewan Green Party	7,957	1.70	58	—
Saskatchewan Party	244,037	52.26	61	34
Saskatchewan Progress Party	536	0.12	3	—
Saskatchewan United Party	18,023	3.86	31	—
Independent	340	0.07	2	—
Total	466,930	100.00	243	61

2020				
Political Party	Votes Cast for Candidates	% of Votes Cast for Candidates	Candidates Nominated	Candidates Elected
Buffalo Party	11,298	2.56	17	—
Green Party	10,031	2.27	60	—
Liberal Party	355	0.08	3	—
New Democratic Party	140,576	31.82	61	13
Progressive Conservative Party	8,404	1.90	31	—
Saskatchewan Party	269,996	61.12	61	48
Independent	1,076	0.24	3	—
Total	441,736	100.00	236	61

2016				
Political Party	Votes Cast for Candidates	% of Votes Cast for Candidates	Candidates Nominated	Candidates Elected
Green Party	7,967	1.84	58	—
Liberal Party	15,568	3.60	61	—
New Democratic Party	131,137	30.28	61	10
Progressive Conservative Party	5,571	1.29	18	—
Saskatchewan Party	270,776	62.53	61	51
Western Independence Party of Sask.	318	0.07	4	—
Independent	1,693	0.39	5	—
Total	433,030	100.00	268	61

2011				
Political Party	Votes Cast for Candidates	% of Votes Cast for Candidates	Candidates Nominated	Candidates Elected
Green Party	11,561	2.87	58	—
Liberal Party	2,237	0.56	9	—
New Democratic Party	128,673	31.97	58	9
Progressive Conservative Party	1,315	0.33	5	—
Saskatchewan Party	258,598	64.25	58	49
Western Independence Party of Sask.	58	0.01	2	—
Independent	44	0.01	1	—
Total	402,486	100	191	58

2007				
Political Party	Votes Cast for Candidates	% of Votes Cast for Candidates	Candidates Nominated	Candidates Elected
Green Party	9,128	2.01	48	—
Liberal Party	42,585	9.4	58	—
New Democratic Party	168,704	37.24	58	20
Progressive Conservative Party	832	0.18	5	—
Saskatchewan Party	230,671	50.92	57	38
Saskatchewan Marijuana Party	517	0.11	5	—
Western Independence Party of Sask.	572	0.13	8	—
Total	453,009	100	239	58

Continued on next page



COMPARATIVE VOTE SUMMARY BY REGISTERED POLITICAL PARTY (CONTINUED)

2003				
Political Party	Votes Cast for Candidates	% of Votes Cast for Candidates	Candidates Nominated	Candidates Elected
Green Party	—	—	—	—
Liberal Party	60,601	14.18	58	—
New Democratic Party	190,923	44.68	58	30
New Green Alliance Party	2,323	0.54	27	—
Progressive Conservative Party	681	0.16	11	—
Saskatchewan Party	168,144	39.35	58	28
Western Independence Party	2,615	0.61	17	—
Independent	1,997	0.47	5	—
Total	427,284	100	234	58

1999				
Political Party	Votes Cast for Candidates	% of Votes Cast for Candidates	Candidates Nominated	Candidates Elected
Liberal Party	81,694	20.15	58	4
New Democratic Party	157,046	38.73	58	29
New Green Alliance Party	4,101	1.01	16	—
Progressive Conservative Party	1,609	0.4	14	—
Saskatchewan Party	160,603	39.61	58	25
Independent	422	0.1	2	—
Total	405,475	100	206	58

1995				
Political Party	Votes Cast for Candidates	% of Votes Cast for Candidates	Candidates Nominated	Candidates Elected
Liberal Party	141,873	34.7	58	11
New Democratic Party	193,053	47.21	58	42
Progressive Conservative Party	73,269	17.92	58	5
Independent	712	0.17	4	—
Total	408,907	100	178	58

1991				
Political Party	Votes Cast for Candidates	% of Votes Cast for Candidates	Candidates Nominated	Candidates Elected
Liberal Party	125,814	23.29	66	1
New Democratic Party	275,780	51.05	66	55
Progressive Conservative Party	137,994	25.54	66	10
Western Independence Party	46	0.01	1	—
Independent	592	0.11	8	—
Total	540,226	100	207	66

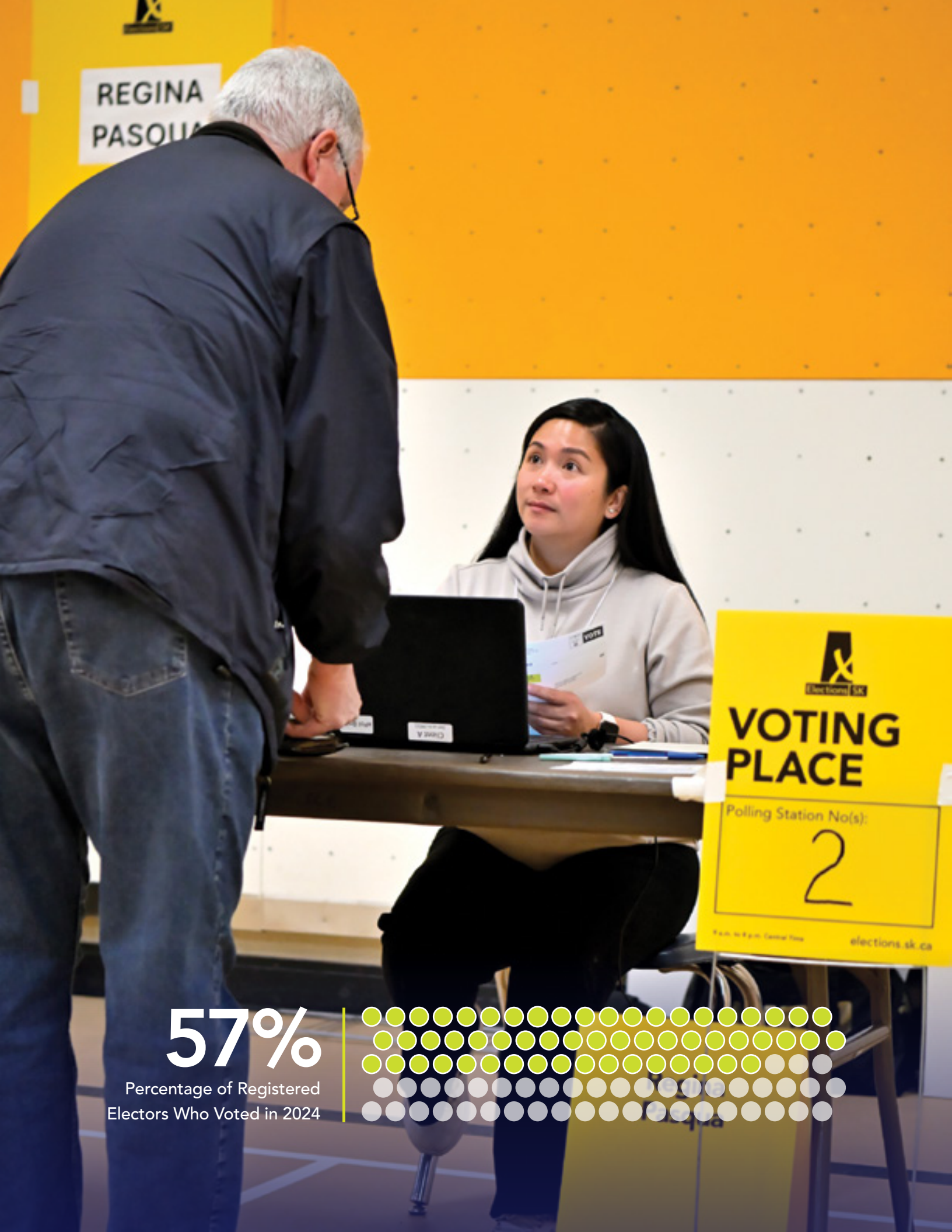
1986				
Political Party	Votes Cast for Candidates	% of Votes Cast for Candidates	Candidates Nominated	Candidates Elected
Alliance Party of Saskatchewan	237	0.04	6	—
Communist Party of Canada	73	0.01	1	—
Liberal Party	54,739	9.99	64	1
New Democratic Party	247,683	45.2	64	25
Progressive Conservative Party	244,382	44.61	64	38
Western Canada Concept Party	458	0.08	9	—
Independent	358	0.07	3	—
Total	547,930	100	211	64

1982				
Political Party	Votes Cast for Candidates	% of Votes Cast for Candidates	Candidates Nominated	Candidates Elected
Aboriginal People's Party	1,156	0.22	10	—
Liberal Party	24,135	4.51	64	—
New Democratic Party	201,390	37.64	64	9
Progressive Conservative Party	289,311	54.07	64	55
Western Canada Concept Party	17,487	3.26	40	—
Independent	1,607	0.3	8	—
Total	535,085	100	250	64

1978				
Political Party	Votes Cast for Candidates	% of Votes Cast for Candidates	Candidates Nominated	Candidates Elected
Liberal Party	65,498	13.78	61	—
New Democratic Party	228,791	48.12	61	44
Progressive Conservative Party	181,045	38.08	61	17
Western Canada Concept Party	—	—	—	—
Independent	81	0.02	2	—
Total	475,415	100	185	61

The tables above list "votes cast for candidates" and as such, do not take into account rejected ballots in the total or in the % of vote column.





REGINA
PASQUA


**VOTING
PLACE**
Polling Station No(s):
2
Valid to 8 p.m. Central Time
elections.sk.ca

57%

Percentage of Registered
Electors Who Voted in 2024



CHAPTER ELEVEN

Comparative Ballot Summary

	2024	2020	2016	2011	2007	2003	1999	1995	1991
Number of Names on Voters' Lists (including registrations taken at the time of voting)	818,996	821,422	764,264	605,615	598,234	603,645	622,500	636,227	652,233
Number of Votes Counted for Candidates	466,930	441,736	433,030	402,486	453,009	427,284	405,475	408,907	540,226
Number of Votes Counted at Advance Polls ¹	-	184,333	110,716	66,392	49,572	26,174	22,282	19,674	28,698
Hospital and Remand Centres	1,193	870	1,093	980	1,043	980	1,152	1,131	1,980
Vote by Mail ²	25,921	54,626	-	-	-	-	-	-	-
Extraordinary Voting ³	-	320	-	-	-	-	-	-	-
Number of Votes Counted by Mail (section 89) ⁴	-	-	-	-	-	-	-	342	306
Number of Absentee Votes Counted (section 86) ⁵	-	1,797	4,420	4,000	3,001	1,109	1,069	-	-
Number of Homebound Votes Counted (section 89.1) ⁶	381	-	571	-	-	-	-	-	-
Number of Rejected Ballots	4,157	3,261	1,214	1,387	1,767	979	2,232	2,001	2,534
Number of Electors Who Voted	471,087	444,997	434,244	403,873	454,776	428,263	407,707	410,908	542,760
Percentage of Registered Electors Who Voted	57.5%	54.2%	56.8%	66.69%	76.02%	70.95%	65.50%	64.59%	83.22%
Percentage of Eligible Electors Who Voted (estimated)	56.8%	52.9%	53.5%	51.1%	60.8%	58.3%	55.9%	57.4%	77.4%

¹ With the adoption of Voting Week in 2024, there was no longer separate "advance" and "election day" voting opportunities. Elections Saskatchewan estimates that 272,600 voted at polls during the first five days of Voting Week, a period roughly equivalent to advance voting.

² Vote by Mail was introduced as a separate process from Absentee Voting during the 2020 General Election due to the presence of COVID-19. Vote by Mail was used again in 2024 as a replacement for absentee voting.

³ Extraordinary Voting was introduced during the 2020 General Election to accommodate voters unable to vote in person due to the COVID-19 pandemic.

⁴ The legislative authority to allow for this type of voting by mail was repealed in *The Election Act, 1996* and replaced by absentee voting provisions.

⁵ The total of absentee votes counted in 2020 consists only of absentee votes cast in the Returning Office. For this election, Vote by Mail ballots were processed separately. In 2024, there was no absentee voting opportunity in the Returning Office.

⁶ The traditional form of homebound voting could not be offered in 2020 due to the COVID-19 pandemic. Homebound voters were directed to apply through a process similar to that of Vote by Mail and it is not possible to separate votes from homebound voters from other Vote by Mail ballots. In 2024, homebound voting included both traditional homebound voting and voting that was administered through by mobile homebound voting teams at assisted living facilities.

Table of Rejections and Objections

The Election Act, 1996, subsection 155(1) reads: "If, after the final count, the margin of victory of the candidate declared to be elected is less than the total number of all unopened ballot envelopes, rejected ballots and ballots objected to, any candidate or the financial agent of any candidate is entitled to request a recount or an addition."



If this condition is met, and a candidate, or their financial agent, makes a request to the constituency returning officer, a recount shall be granted. The table below shows, by constituency, the number of rejected ballots and unopened ballot envelopes and the number of objections recorded along with the margin of victory between the first and

second place candidates. As the table shows, only one constituency, Saskatoon Westview, met this set of conditions and was eligible to request a recount under section 155 of the Act. No request was received, and no recounts were administered in Saskatchewan's most recent general election.

Constituency	Rejected Ballots and Unopened Envelopes	Objections Recorded	Margin of Victory
Athabasca	25	0	788
Batoche	58	0	2,205
Cannington	30	1	5,034
Canora-Pelly	43	1	3,476
Carrot River Valley	61	0	3,462
Cumberland	27	0	647
Cut Knife-Turtleford	63	0	4,061
Cypress Hills	34	1	4,341
Dakota-Arm River	50	0	2,913
Estevan-Big Muddy	31	0	4,304
Humboldt-Watrous	64	0	3,041
Kelvington-Wadena	35	0	3,279
Kindersley-Biggar	54	15	4,526
Last Mountain-Touchwood	51	0	1,643
Lloydminster	29	2	2,769
Lumsden-Morse	45	2	2,617
Martensville-Blairmore	65	0	1,688
Meadow Lake	32	0	2,035
Melfort	38	0	4,220
Melville-Saltcoats	44	0	3,237
Moose Jaw North	22	0	1,584
Moose Jaw Wakamow	42	0	925
Moosomin-Montmartre	95	1	3,380
Prince Albert Carlton	124	0	444
Prince Albert Northcote	116	2	133
Regina Coronation Park	64	0	1,092
Regina Douglas Park	84	0	2,196
Regina Elphinstone-Centre	31	2	1,851
Regina Lakeview	99	3	4,048
Regina Mount Royal	74	0	2,164
Regina Northeast	63	1	507

Constituency	Rejected Ballots and Unopened Envelopes	Objections Recorded	Margin of Victory
Regina Pasqua	86	4	1,005
Regina Rochdale	56	0	816
Regina South Albert	76	0	2,773
Regina University	59	0	655
Regina Walsh Acres	48	0	1,627
Regina Wascana Plains	58	0	593
Rosetown-Delisle	51	0	3,730
Rosthern-Shellbrook	44	1	3,453
Saskatchewan Rivers	37	0	1,876
Saskatoon Centre	72	0	1,603
Saskatoon Chief Mistawasis	107	6	559
Saskatoon Churchill-Wildwood	244	2	1,359
Saskatoon Eastview	99	0	2,030
Saskatoon Fairview	79	2	1,358
Saskatoon Meewasin	73	2	1,677
Saskatoon Nutana	97	0	4,207
Saskatoon Riversdale	92	0	1,506
Saskatoon Silverspring	86	0	436
Saskatoon Southeast	161	3	429
Saskatoon Stonebridge	102	2	841
Saskatoon University-Sutherland	80	0	1,298
Saskatoon Westview	88	2	74
Saskatoon Willowgrove	113	0	136
Swift Current	141	1	2,712
The Battlefords	69	0	1,633
Warman	44	0	3,641
Weyburn-Bengough	42	0	4,210
White City-Qu'Appelle	54	0	1,705
Wood River	66	0	4,151
Yorkton	40	0	1,239



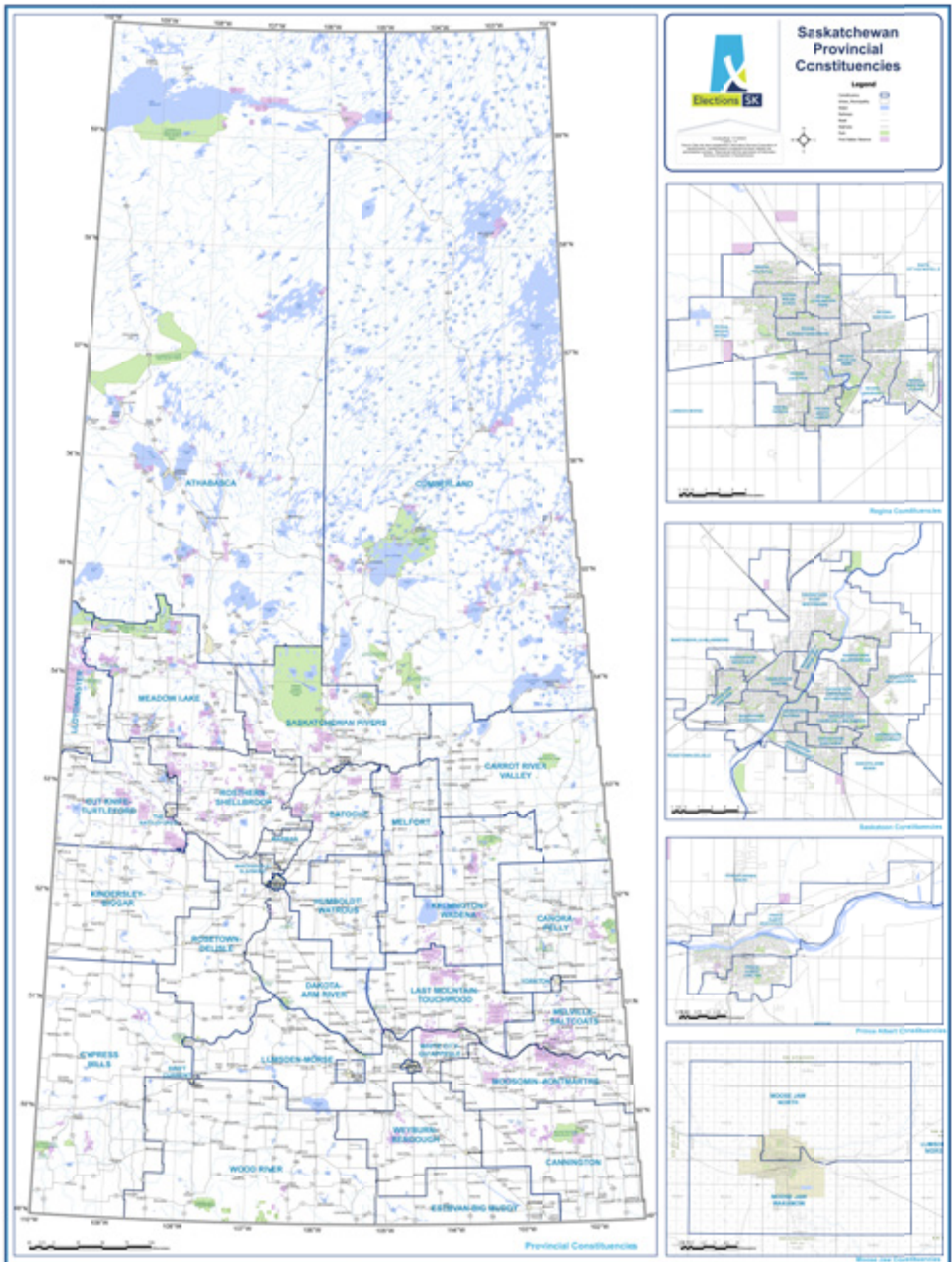


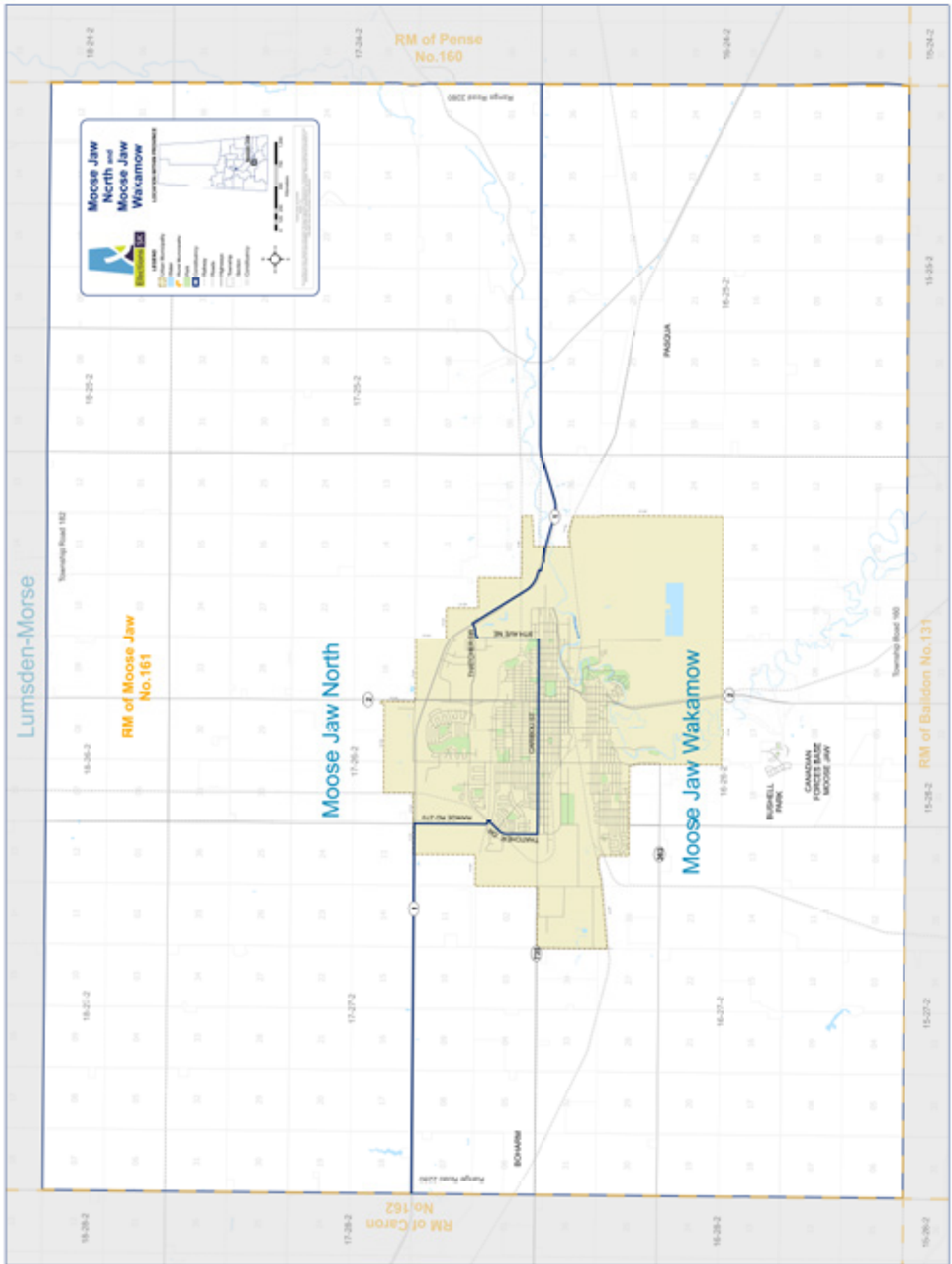
13

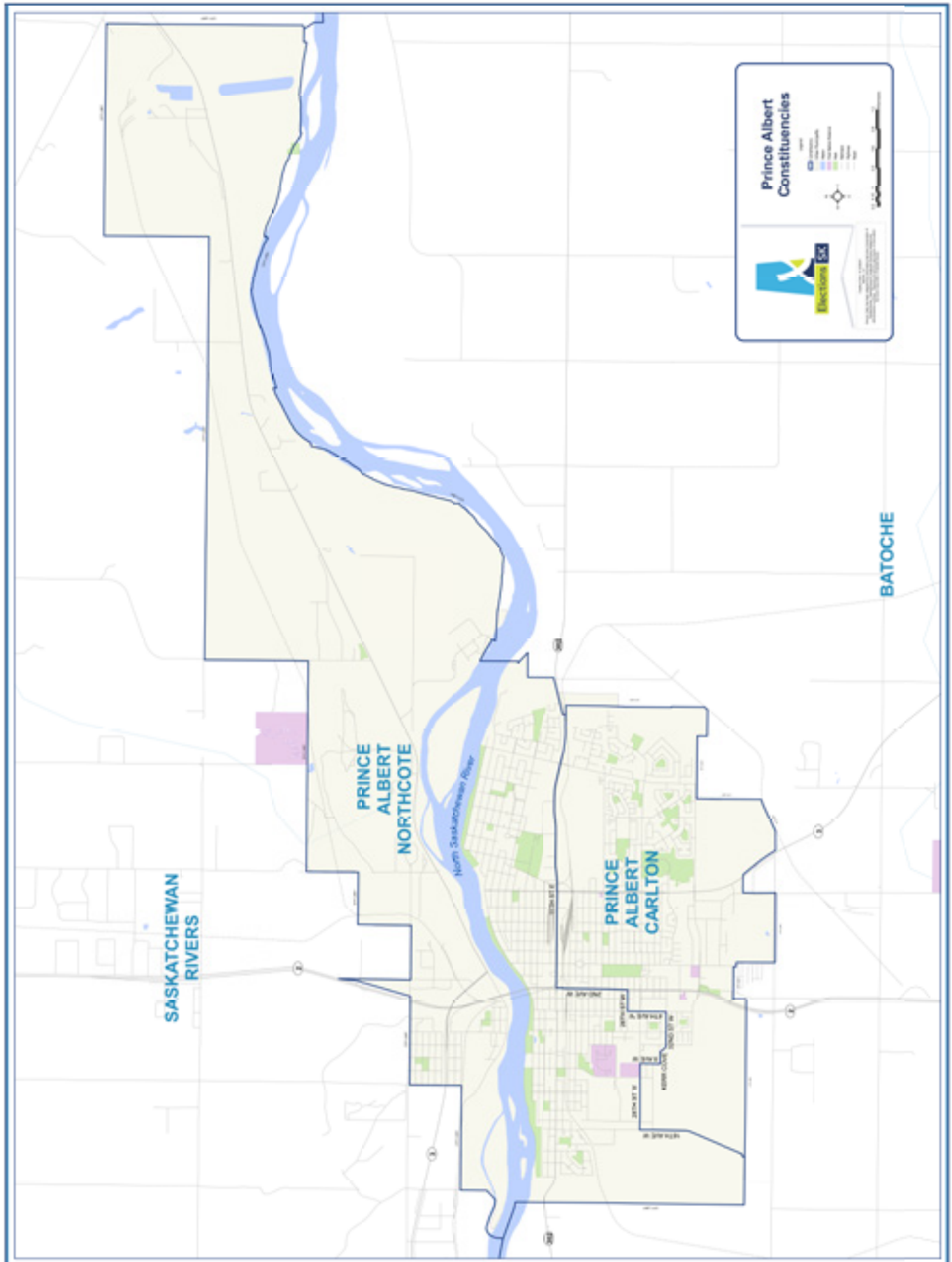
CHAPTER THIRTEEN

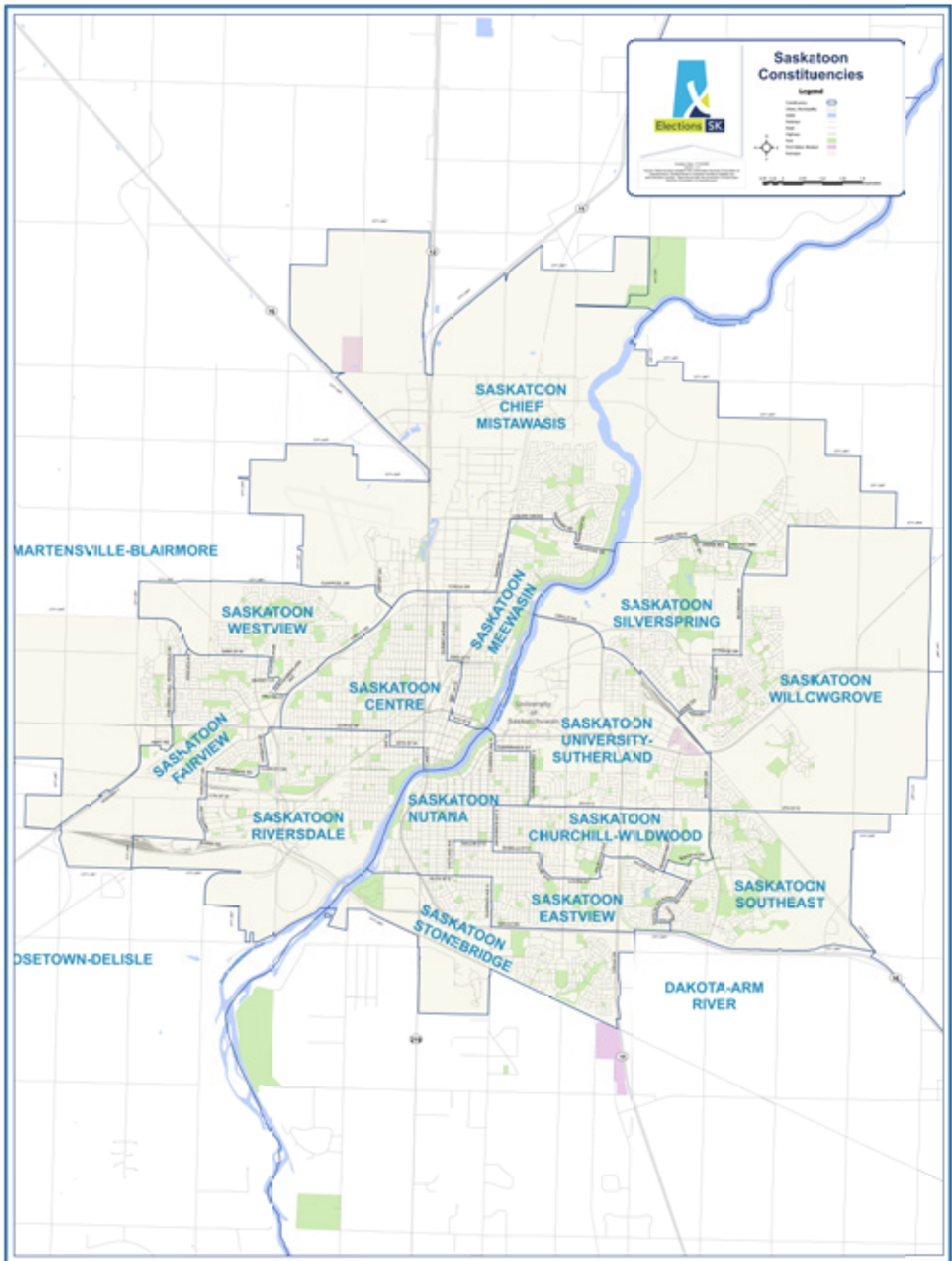
Provincial Constituency Boundaries (Maps)

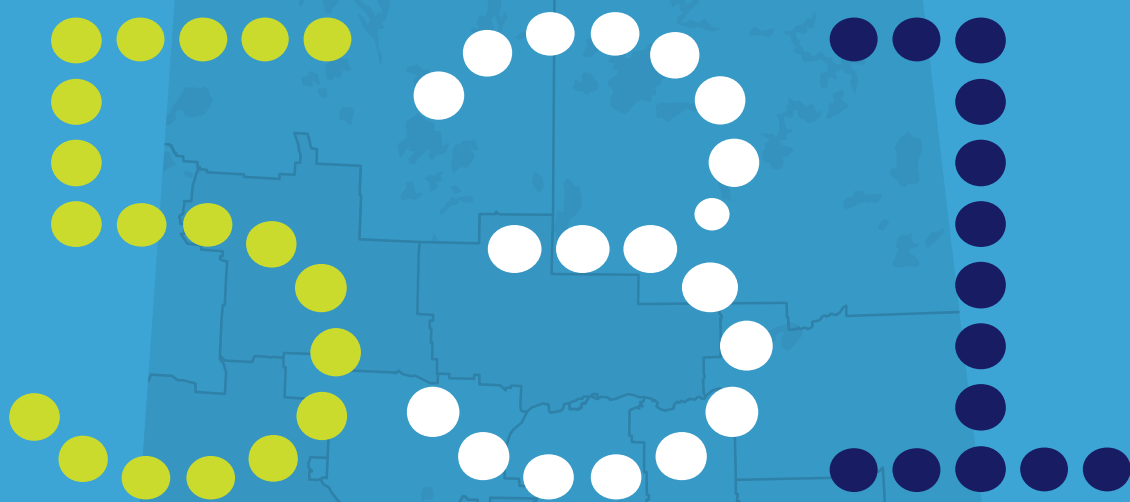












Number of communities that hosted
voting locations

CHAPTER FOURTEEN

Directory of Communities

Urban Municipality	Provincial Constituency
Abbey	Cypress Hills
Aberdeen	Batoche
Abernethy	Last Mountain-Touchwood
Air Ronge	Cumberland
Alameda	Cannington
Albertville	Saskatchewan Rivers
Alice Beach	Dakota-Arm River
Alida	Cannington
Allan	Humboldt-Watrous
Alta Vista	Last Mountain-Touchwood
Alvena	Batoche
Amsterdam	Canora-Pelly
Annaheim	Melfort
Aquadeo	Cut Knife-Turtleford
Arborfield	Carrot River Valley
Archerwill	Kelvington-Wadena
Arcola	Cannington
Arlington Beach	Last Mountain-Touchwood
Asquith	Rosetown-Delisle

Urban Municipality	Provincial Constituency
Assiniboia	Wood River
Atwater	Melville-Saltcoats
Avonlea	Weyburn-Bengough
Aylesbury	Dakota-Arm River
Aylsham	Carrot River Valley
Balcarres	Last Mountain-Touchwood
Balgonie	White City-Qu'Appelle
Balone Beach	Batoche
Bangor	Melville-Saltcoats
Bankend	Kelvington-Wadena
Barrier Ford	Kelvington-Wadena
Bateman	Wood River
Battleford	The Battlefords
Bayard	Weyburn-Bengough
Bayview Heights	Cut Knife-Turtleford
Bear Creek	Athabasca
Beatty	Melfort
Beaubier	Estevan-Big Muddy
Beauval	Athabasca

Chapter 14 is an excerpt from the *Directory of Communities* (Regina: Elections Saskatchewan, January 2025), a publication which lists communities in Saskatchewan and the provincial constituency to which they belong as well as other information related to the electoral geography of the province.

Continued on next page

DIRECTORY OF COMMUNITIES (CONTINUED)

Urban Municipality	Provincial Constituency
Beaver Creek	Dakota-Arm River
Beaver Flat	Lumsden-Morse
Beechy	Rosetown-Delisle
Belle Plaine	Lumsden-Morse
Bellegarde	Cannington
Bengough	Weyburn-Bengough
Bethune	Dakota-Arm River
Bienfait	Estevan-Big Muddy
Big Beaver	Wood River
Big River	Saskatchewan Rivers
Big Shell	Rosthern-Shellbrook
Biggar	Kindersley-Biggar
Birch Hills	Batoche
Bird's Point	Melville-Saltcoats
Bjorkdale	Kelvington-Wadena
Black Point	Athabasca
Bladworth	Dakota-Arm River
Blaine Lake	Rosthern-Shellbrook
Blumenthal	Warman
Borden	Rosthern-Shellbrook
Brabant	Cumberland
Bracken	Wood River
Bradwell	Humboldt-Watrous
Brancepeth	Batoche
Bredenbury	Melville-Saltcoats
Briercrest	Lumsden-Morse
Broadview	Moosomin-Montmartre
Brock	Kindersley-Biggar
Broderick	Dakota-Arm River
Brownlee	Lumsden-Morse
Bruno	Humboldt-Watrous
B-Say-Tah	White City-Qu'Appelle
Buchanan	Canora-Pelly
Buena Vista	Lumsden-Morse
Buffalo Narrows	Athabasca
Bulyea	Last Mountain-Touchwood

Urban Municipality	Provincial Constituency
Burgis Beach	Canora-Pelly
Burstall	Cypress Hills
Cabri	Cypress Hills
Cadillac	Wood River
Calder	Melville-Saltcoats
Camsell Portage	Athabasca
Candiac	Moosomin-Montmartre
Candle Lake	Saskatchewan Rivers
Cannington Lake	Cannington
Canora	Canora-Pelly
Canwood	Saskatchewan Rivers
Carievale	Cannington
Carlyle	Cannington
Carnduff	Cannington
Caron	Lumsden-Morse
Caronport	Lumsden-Morse
Carrot River	Carrot River Valley
Casa Rio	Dakota-Arm River
Cathedral Bluffs	Martensville-Blairmore
Cedar Villa Estates	Rosetown-Delisle
Central Butte	Lumsden-Morse
Ceylon	Weyburn-Bengough
Chamberlain	Dakota-Arm River
Chaplin	Lumsden-Morse
Chelan	Kelvington-Wadena
Chitek Lake	Meadow Lake
Choiceland	Saskatchewan Rivers
Chorney Beach	Kelvington-Wadena
Christopher Lake	Saskatchewan Rivers
Churchbridge	Melville-Saltcoats
Clavet	Humboldt-Watrous
Claybank	Weyburn-Bengough
Climax	Wood River
Cochin	Cut Knife-Turtleford
Coderre	Lumsden-Morse
Codette	Carrot River Valley

Urban Municipality	Provincial Constituency
Cole Bay	Athabasca
Colesdale Park	Last Mountain-Touchwood
Coleville	Kindersley-Biggar
Collingwood Lakeshore Estates	Last Mountain-Touchwood
Colonsay	Humboldt-Watrous
Congress	Wood River
Conquest	Rosetown-Delisle
Consul	Cypress Hills
Corning	Cannington
Coronach	Wood River
Coteau Beach	Rosetown-Delisle
Craik	Dakota-Arm River
Craven	Lumsden-Morse
Crawford Estates	White City-Qu'Appelle
Creelman	Cannington
Creighton	Cumberland
Crutwell	Saskatchewan Rivers
Crystal Bay-Sunset	Meadow Lake
Crystal Lake	Canora-Pelly
Crystal Springs	Batoche
Cudsaskwa Beach	Batoche
Cudworth	Batoche
Cumberland House	Cumberland
Cupar	Last Mountain-Touchwood
Cut Knife	Cut Knife-Turtleford
Dalmeny	Martensville-Blairmore
Darlings Beach	Wood River
Davidson	Dakota-Arm River
Davin	Moosomin-Montmartre
Day's Beach	Cut Knife-Turtleford
Debden	Saskatchewan Rivers
Deer Valley	Lumsden-Morse
Delisle	Rosetown-Delisle
Delmas	Cut Knife-Turtleford
Demaine	Rosetown-Delisle
Denare Beach	Cumberland

Urban Municipality	Provincial Constituency
Denholm	Rosthern-Shellbrook
Denzil	Kindersley-Biggar
Descharme Lake	Athabasca
Dilke	Dakota-Arm River
Dinsmore	Rosetown-Delisle
Discovery Ridge	Batoche
Disley	Lumsden-Morse
District Of Katepwa	Last Mountain-Touchwood
District Of Katepwa	White City-Qu'Appelle
Dodsland	Kindersley-Biggar
Dore Lake	Athabasca
Dorintosh	Meadow Lake
Drake	Kelvington-Wadena
Drinkwater	Lumsden-Morse
Dubuc	Melville-Saltcoats
Duck Lake	Batoche
Dundurn	Dakota-Arm River
Duval	Last Mountain-Touchwood
Dysart	Last Mountain-Touchwood
Eagle Ridge Country Estates	Batoche
Earl Grey	Last Mountain-Touchwood
Eastend	Cypress Hills
Eatonia	Cypress Hills
Ebenezer	Canora-Pelly
Echo Bay	Rosthern-Shellbrook
Edam	Cut Knife-Turtleford
Edenwold	White City-Qu'Appelle
Edgeley	White City-Qu'Appelle
Elbow	Dakota-Arm River
Elbow Lake	Carrot River Valley
Elfros	Kelvington-Wadena
Elk Ridge	Saskatchewan Rivers
Elrose	Rosetown-Delisle
Endeavour	Canora-Pelly
Englefeld	Melfort
Ernfold	Lumsden-Morse

Continued on next page



DIRECTORY OF COMMUNITIES (CONTINUED)

Urban Municipality	Provincial Constituency
Erwood	Carrot River Valley
Esterhazy	Melville-Saltcoats
Estevan	Estevan-Big Muddy
Eston	Cypress Hills
Etters Beach	Dakota-Arm River
Evergreen Acres	Meadow Lake
Evergreen Brightsand	Meadow Lake
Exner's Twin Bays	Melville-Saltcoats
Eyebrow	Lumsden-Morse
Fairholme	Rosthern-Shellbrook
Fairlight	Cannington
Fairy Glen	Melfort
Fenwood	Last Mountain-Touchwood
Fillmore	Cannington
Fiske	Kindersley-Biggar
Flaxcombe	Kindersley-Biggar
Fleming	Moosomin-Montmartre
Flin Flon	Cumberland
Foam Lake	Kelvington-Wadena
Forget	Cannington
Fort Qu'Appelle	White City-Qu'Appelle
Fort San	Last Mountain-Touchwood
Fosston	Kelvington-Wadena
Fox Valley	Cypress Hills
Francis	Moosomin-Montmartre
Frenchman Butte	Lloydminster
Frobisher	Cannington
Frontier	Wood River
Furdale	Dakota-Arm River
Gainsborough	Cannington
Garrick	Saskatchewan Rivers
Garson Lake	Athabasca
Gerald	Melville-Saltcoats
Glaslyn	Rosthern-Shellbrook
Glen Ewen	Cannington
Glen Harbour	Last Mountain-Touchwood

Urban Municipality	Provincial Constituency
Glenavon	Moosomin-Montmartre
Glenside	Dakota-Arm River
Golden Prairie	Cypress Hills
Good Spirit Acres	Canora-Pelly
Goodeve	Last Mountain-Touchwood
Goodsoil	Meadow Lake
Goodwater	Estevan-Big Muddy
Govan	Last Mountain-Touchwood
Grand Coulee	Lumsden-Morse
Grandview Beach	Dakota-Arm River
Gravelbourg	Wood River
Gray	Weyburn-Bengough
Grayson	Melville-Saltcoats
Green Lake	Athabasca
Greenspot	Melville-Saltcoats
Greig Lake	Meadow Lake
Grenfell	Moosomin-Montmartre
Gronlid	Melfort
Gull Lake	Cypress Hills
Hafford	Rosthern-Shellbrook
Hagen	Batoche
Hague	Warman
Halbrite	Estevan-Big Muddy
Hanley	Dakota-Arm River
Harris	Rosetown-Delisle
Hawarden	Dakota-Arm River
Hazel Dell	Canora-Pelly
Hazenmore	Wood River
Hazlet	Cypress Hills
Hendon	Kelvington-Wadena
Hepburn	Warman
Herbert	Lumsden-Morse
Heward	Cannington
Hitchcock Bay	Rosetown-Delisle
Hodgeville	Wood River
Hoey	Batoche

Urban Municipality	Provincial Constituency
Holbein	Saskatchewan Rivers
Holdfast	Dakota-Arm River
Horseshoe Bay	Meadow Lake
Hubbard	Last Mountain-Touchwood
Hudson Bay	Carrot River Valley
Humboldt	Humboldt-Watrous
Hyas	Canora-Pelly
Ile-A-La-Crosse	Athabasca
Imperial	Dakota-Arm River
Indian Head	Moosomin-Montmartre
Invermay	Canora-Pelly
Island View	Last Mountain-Touchwood
Ituna	Last Mountain-Touchwood
Jans Bay	Athabasca
Jansen	Kelvington-Wadena
Kamsack	Canora-Pelly
Kandahar	Kelvington-Wadena
Kannata Valley	Last Mountain-Touchwood
Kelliher	Last Mountain-Touchwood
Kelvington	Kelvington-Wadena
Kenaston	Dakota-Arm River
Kendal	Moosomin-Montmartre
Kennedy	Cannington
Kenosee Lake	Cannington
Kerrobert	Kindersley-Biggar
Ketchen	Canora-Pelly
Killaly	Melville-Saltcoats
Kincaid	Wood River
Kindersley	Kindersley-Biggar
Kinistino	Melfort
Kinley	Rosetown-Delisle
Kipling	Cannington
Kisbey	Cannington
Kivimaa-Moonlight Bay	Meadow Lake
Kopp's Kove	Meadow Lake
Kronau	Weyburn-Bengough

Urban Municipality	Provincial Constituency
Krydor	Rosthern-Shellbrook
Kuroki	Kelvington-Wadena
Kyle	Cypress Hills
La Loche	Athabasca
La Ronge	Cumberland
Lafleche	Wood River
Laird	Rosthern-Shellbrook
Lake Lenore	Melfort
Lakeview	Cut Knife-Turtleford
Lampman	Cannington
Landis	Kindersley-Biggar
Lang	Weyburn-Bengough
Langenburg	Melville-Saltcoats
Langham	Rosetown-Delisle
Lanigan	Kelvington-Wadena
Lanz Point	Cut Knife-Turtleford
Lashburn	Cut Knife-Turtleford
Leader	Cypress Hills
Leask	Rosthern-Shellbrook
Lebret	Last Mountain-Touchwood
Lemberg	Melville-Saltcoats
Leoville	Meadow Lake
Leross	Last Mountain-Touchwood
Leroy	Kelvington-Wadena
Leslie Beach	Kelvington-Wadena
Liberty	Dakota-Arm River
Limerick	Wood River
Lintlaw	Canora-Pelly
Lipton	Last Mountain-Touchwood
Little Fishing Lake	Lloydminster
Little Swan River	Carrot River Valley
Livelong	Meadow Lake
Lloydminster	Lloydminster
Lone Rock	Cut Knife-Turtleford
Loon Lake	Meadow Lake
Loreburn	Dakota-Arm River

Continued on next page



DIRECTORY OF COMMUNITIES (CONTINUED)

Urban Municipality	Provincial Constituency
Love	Carrot River Valley
Lucky Lake	Rosetown-Delisle
Lumsden	Lumsden-Morse
Lumsden Beach	Lumsden-Morse
Luseland	Kindersley-Biggar
MacDowall	Batoche
Macklin	Kindersley-Biggar
MacNutt	Melville-Saltcoats
Macoun	Estevan-Big Muddy
MacPheat Park	Last Mountain-Touchwood
Macrorie	Rosetown-Delisle
Maidstone	Cut Knife-Turtleford
Major	Kindersley-Biggar
Makwa	Meadow Lake
Manitou Beach	Humboldt-Watrous
Mankota	Wood River
Manor	Cannington
Maple Creek	Cypress Hills
Marcelin	Rosthern-Shellbrook
Marengo	Kindersley-Biggar
Markinch	Last Mountain-Touchwood
Marquis	Lumsden-Morse
Marsden	Cut Knife-Turtleford
Marshall	Cut Knife-Turtleford
Martensville	Martensville-Blairmore
Martinson's Beach	Cut Knife-Turtleford
Maryfield	Cannington
Mayfair	Rosthern-Shellbrook
Maymont	Rosthern-Shellbrook
Maymont Beach	Cut Knife-Turtleford
McCord	Wood River
McLean	White City-Qu'Appelle
McTaggart	Weyburn-Bengough
Meacham	Humboldt-Watrous
Meadow Lake	Meadow Lake
Meath Park	Saskatchewan Rivers

Urban Municipality	Provincial Constituency
Medstead	Rosthern-Shellbrook
Melfort	Melfort
Melville	Melville-Saltcoats
Melville Beach	Melville-Saltcoats
Mendham	Cypress Hills
Meota	Cut Knife-Turtleford
Merrill Hills	Rosetown-Delisle
Mervin	Cut Knife-Turtleford
Meskanaw	Batoche
Metinota	Cut Knife-Turtleford
Michel Village	Athabasca
Midale	Estevan-Big Muddy
Middle Lake	Batoche
Milden	Rosetown-Delisle
Milestone	Weyburn-Bengough
Minton	Estevan-Big Muddy
Missinipe	Cumberland
Mistatim	Carrot River Valley
Mistusinne	Dakota-Arm River
Mohr's Beach	Last Mountain-Touchwood
Montmartre	Moosomin-Montmartre
Moose Bay	Melville-Saltcoats
Moose Jaw	Moose Jaw North
Moose Jaw	Moose Jaw Wakamow
Moosomin	Moosomin-Montmartre
Morse	Lumsden-Morse
Mortlach	Lumsden-Morse
Mossbank	Wood River
Mowery Beach	Meadow Lake
Mozart	Kelvington-Wadena
Muenster	Melfort
Mullingar	Rosthern-Shellbrook
Naicam	Melfort
Neilburg	Cut Knife-Turtleford
Nesslin Lake	Saskatchewan Rivers
Netherhill	Kindersley-Biggar

Urban Municipality	Provincial Constituency
Neuanlage	Warman
Neudorf	Melville-Saltcoats
Neuhorst	Warman
Neville	Wood River
Nipawin	Carrot River Valley
Nokomis	Kelvington-Wadena
Norquay	Canora-Pelly
North Battleford	The Battlefords
North Colesdale Park	Last Mountain-Touchwood
North Grove	Dakota-Arm River
North Portal	Estevan-Big Muddy
North Shore Fishing Lake	Kelvington-Wadena
North Weyburn	Weyburn-Bengough
Northside	Saskatchewan Rivers
Odessa	Moosomin-Montmartre
Ogema	Weyburn-Bengough
Okla	Canora-Pelly
Ormiston	Wood River
Osage	Cannington
Osler	Warman
Ottman-Murray Beach	Kelvington-Wadena
Outlook	Dakota-Arm River
Oxbow	Cannington
Paddockwood	Saskatchewan Rivers
Pangman	Weyburn-Bengough
Paradise Hill	Lloydminster
Parkland Beach	Meadow Lake
Parkside	Rosthern-Shellbrook
Parkview	Lumsden-Morse
Parry	Weyburn-Bengough
Pasqua Lake	Last Mountain-Touchwood
Patuanak	Athabasca
Paynton	Cut Knife-Turtleford
Pebble Baye	Rosthern-Shellbrook
Peebles	Moosomin-Montmartre
Pelican Cove	Rosthern-Shellbrook

Urban Municipality	Provincial Constituency
Pelican Narrows	Cumberland
Pelican Point	Cut Knife-Turtleford
Pelican Pointe	Last Mountain-Touchwood
Pelican Shores	Melville-Saltcoats
Pelly	Canora-Pelly
Pennant	Cypress Hills
Pense	Lumsden-Morse
Perdue	Kindersley-Biggar
Phillips Grove	Saskatchewan Rivers
Pierceland	Lloydminster
Pilger	Batoche
Pilot Butte	White City-Qu'Appelle
Pinehouse	Athabasca
Pleasantdale	Melfort
Plenty	Kindersley-Biggar
Ponteix	Wood River
Porcupine Plain	Kelvington-Wadena
Powm Beach	Meadow Lake
Prairie River	Carrot River Valley
Preeceville	Canora-Pelly
Prince	Cut Knife-Turtleford
Prince Albert	Prince Albert Carlton
Prince Albert	Prince Albert Northcote
Prud'Homme	Humboldt-Watrous
Punnichy	Last Mountain-Touchwood
Qu'Appelle	White City-Qu'Appelle
Quill Lake	Melfort
Quinton	Last Mountain-Touchwood
Radisson	Rosthern-Shellbrook
Radville	Estevan-Big Muddy
Rama	Canora-Pelly
Raymore	Last Mountain-Touchwood
Redvers	Cannington
Regina	Regina Coronation Park
Regina	Regina Douglas Park
Regina	Regina Elphinstone-Centre

Continued on next page



DIRECTORY OF COMMUNITIES (CONTINUED)

Urban Municipality	Provincial Constituency
Regina	Regina Lakeview
Regina	Regina Mount Royal
Regina	Regina Northeast
Regina	Regina Pasqua
Regina	Regina Rochdale
Regina	Regina South Albert
Regina	Regina University
Regina	Regina Walsh Acres
Regina	Regina Wascana Plains
Regina	White City-Qu'Appelle
Regina Beach	Lumsden-Morse
Rhein	Canora-Pelly
Riceton	Weyburn-Bengough
Richard	Rosthern-Shellbrook
Richmound	Cypress Hills
Ridgedale	Carrot River Valley
Riverhurst	Lumsden-Morse
Riversedge	Batoche
Riverside Estates	Dakota-Arm River
Rocanville	Moosomin-Montmartre
Roche Percee	Estevan-Big Muddy
Rockglen	Wood River
Rose Valley	Kelvington-Wadena
Rosetown	Rosetown-Delisle
Rosthern	Rosthern-Shellbrook
Rouleau	Lumsden-Morse
Ruddell	Rosthern-Shellbrook
Runnymede	Canora-Pelly
Rush Lake	Lumsden-Morse
Saltcoats	Melville-Saltcoats
Sandy Bay	Cumberland
Sarnia Beach	Dakota-Arm River
Saskatchewan Beach	Last Mountain-Touchwood
Saskatoon	Martensville-Blairmore
Saskatoon	Saskatoon Centre
Saskatoon	Saskatoon Chief Mistawasis

Urban Municipality	Provincial Constituency
Saskatoon	Saskatoon Churchill-Wildwood
Saskatoon	Saskatoon Eastview
Saskatoon	Saskatoon Fairview
Saskatoon	Saskatoon Meewasin
Saskatoon	Saskatoon Nutana
Saskatoon	Saskatoon Riversdale
Saskatoon	Saskatoon Silverspring
Saskatoon	Saskatoon Southeast
Saskatoon	Saskatoon Stonebridge
Saskatoon	Saskatoon University-Sutherland
Saskatoon	Saskatoon Westview
Saskatoon	Saskatoon Willowgrove
Scott	Kindersley-Biggar
Scout Lake	Wood River
Sedley	Weyburn-Bengough
Semans	Last Mountain-Touchwood
Senlac	Cut Knife-Turtleford
Shamrock	Wood River
Shaunavon	Cypress Hills
Sheho	Canora-Pelly
Shell Lake	Rosthern-Shellbrook
Shellbrook	Rosthern-Shellbrook
Shields	Dakota-Arm River
Silton	Last Mountain-Touchwood
Simpson	Humboldt-Watrous
Sintaluta	Moosomin-Montmartre
Sled Lake	Athabasca
Sleepy Hollow	Cut Knife-Turtleford
Smeaton	Saskatchewan Rivers
Smiley	Kindersley-Biggar
Snowden	Saskatchewan Rivers
Sorensen Beach	Last Mountain-Touchwood
South Lake	Lumsden-Morse
South Waterhen Lake	Meadow Lake
Southend	Cumberland
Southey	Last Mountain-Touchwood

Urban Municipality	Provincial Constituency
Spalding	Melfort
Speers	Rosthern-Shellbrook
Spiritwood	Rosthern-Shellbrook
Spring Bay	Last Mountain-Touchwood
Springside	Canora-Pelly
Spruce Bay	Rosthern-Shellbrook
Spy Hill	Melville-Saltcoats
St. Benedict	Batoche
St. Brieux	Melfort
St. George's Hill	Athabasca
St. Gregor	Melfort
St. Isidore-De-Bellevue	Batoche
St. Joseph's	Moosomin-Montmartre
St. Louis	Batoche
St. Walburg	Meadow Lake
Stanley Mission	Cumberland
Star City	Melfort
Stenen	Canora-Pelly
Stockholm	Melville-Saltcoats
Stony Rapids	Athabasca
Storthoaks	Cannington
Stoughton	Cannington
Strasbourg	Last Mountain-Touchwood
Strongfield	Dakota-Arm River
Sturgis	Canora-Pelly
Summerberry	Moosomin-Montmartre
Summerfield Beach	Cut Knife-Turtleford
Sun Valley	Lumsden-Morse
Sunset Beach	Melville-Saltcoats
Sunset Cove	Last Mountain-Touchwood
Sunset View Beach	Meadow Lake
Swan Plain	Canora-Pelly
Swift Current	Swift Current
Sylvania	Kelvington-Wadena
Tadmore	Canora-Pelly
Tantallon	Melville-Saltcoats

Urban Municipality	Provincial Constituency
Taylor Beach	White City-Qu'Appelle
Tessier	Rosetown-Delisle
Theodore	Canora-Pelly
Thode	Dakota-Arm River
Timber Bay	Cumberland
Tisdale	Carrot River Valley
Tobin Lake	Carrot River Valley
Togo	Canora-Pelly
Tompkins	Cypress Hills
Torquay	Estevan-Big Muddy
Tramping Lake	Kindersley-Biggar
Trevessa Beach	Cut Knife-Turtleford
Trossachs	Weyburn-Bengough
Tuffnell	Kelvington-Wadena
Tugaske	Lumsden-Morse
Turnor Lake	Athabasca
Turtle Lake South Bay	Meadow Lake
Turtle View	Meadow Lake
Turtleford	Cut Knife-Turtleford
Tuxford	Lumsden-Morse
Tway	Batoche
Uhl's Bay	Last Mountain-Touchwood
Unity	Cut Knife-Turtleford
Uranium City	Athabasca
Usherville	Canora-Pelly
Val Marie	Wood River
Valparaiso	Melfort
Vanguard	Wood River
Vanscoy	Rosetown-Delisle
Vibank	Moosomin-Montmartre
Viscount	Humboldt-Watrous
Vonda	Humboldt-Watrous
Wadena	Kelvington-Wadena
Wakaw	Batoche
Wakaw Lake	Batoche
Waldeck	Lumsden-Morse

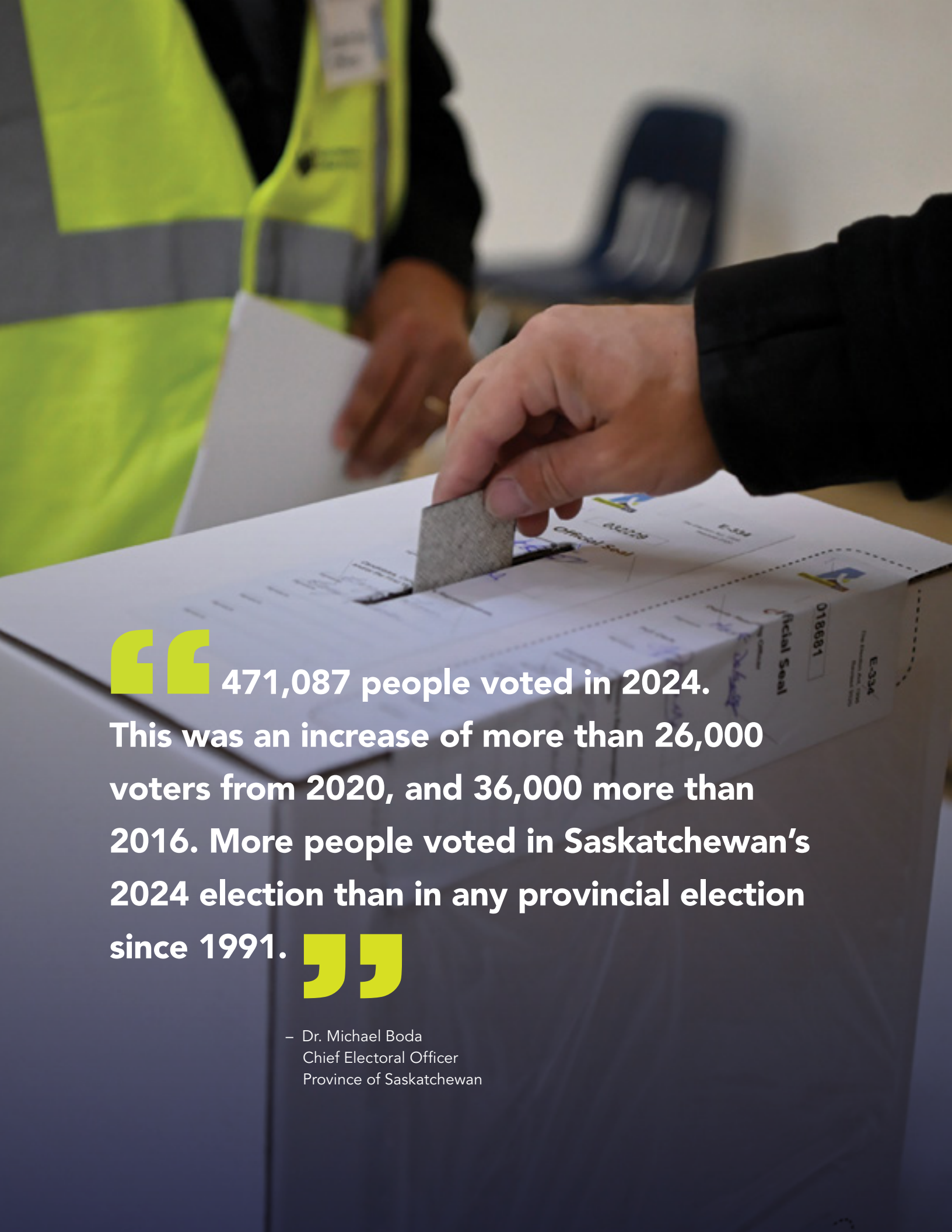
Continued on next page



DIRECTORY OF COMMUNITIES (CONTINUED)

Urban Municipality	Provincial Constituency
Waldheim	Rosthern-Shellbrook
Waldron	Melville-Saltcoats
Wapella	Moosomin-Montmartre
Warman	Warman
Waseca	Cut Knife-Turtleford
Watrous	Humboldt-Watrous
Watson	Melfort
Wawota	Cannington
Webb	Wood River
Wee Too Beach	Dakota-Arm River
Weekes	Kelvington-Wadena
Weirdale	Saskatchewan Rivers
Weldon	Melfort
West Chatfield Beach	Cut Knife-Turtleford
West End	Melville-Saltcoats
Westview	Last Mountain-Touchwood
Weyakwin	Cumberland
Weyburn	Weyburn-Bengough
White City	White City-Qu'Appelle
White Fox	Carrot River Valley

Urban Municipality	Provincial Constituency
Whitewood	Moosomin-Montmartre
Wilcox	Weyburn-Bengough
Wilkie	Cut Knife-Turtleford
Willow Bunch	Wood River
Windthorst	Moosomin-Montmartre
Wiseton	Rosetown-Delisle
Wishart	Kelvington-Wadena
Wollaston Lake	Cumberland
Wolseley	Moosomin-Montmartre
Wood Mountain	Wood River
Wymark	Wood River
Wynyard	Kelvington-Wadena
Yarbo	Melville-Saltcoats
Yellow Grass	Weyburn-Bengough
Yorkton	Yorkton
Young	Humboldt-Watrous
Zealandia	Rosetown-Delisle
Zelma	Humboldt-Watrous
Zenon Park	Carrot River Valley



“ 471,087 people voted in 2024. This was an increase of more than 26,000 voters from 2020, and 36,000 more than 2016. More people voted in Saskatchewan’s 2024 election than in any provincial election since 1991. ”

– Dr. Michael Boda
Chief Electoral Officer
Province of Saskatchewan

OFFICE OF THE CHIEF ELECTORAL OFFICER
(ELECTIONS SASKATCHEWAN)
#301 – 3303 HILLSDALE STREET, REGINA, SASKATCHEWAN
CANADA S4S 6W9
TELEPHONE: (306) 787-4000 / 1-877-958-8683
EMAIL: info@elections.sk.ca
WEBSITE: www.elections.sk.ca

