


What Happens When You Vote


in the Swift Current 2018 Provincial By-Election

Are you going to vote in person? Here's what you can expect.

1 When you get to your polling place, an election worker will be there to greet you. They'll tell you where to go inside the building: either to a table to get registered, or a **polling station** to vote. You may have to wait in line.



2 Whether you're getting registered or getting ready to vote, an election worker will ask you for ID. You can either show them:

- ✓ **your driver's licence**, or another government-issued ID that has your name, photo, and address on it.
 - ✓ **two pieces of ID**. They both need to have your name on them. One needs to show your address.
- 

There are all kinds of documents you can use, like:

- ✓ your birth certificate
- ✓ your Saskatchewan Health Card
- ✓ your debit card
- ✓ your Voter Information Card (VIC)
- ✓ your pay cheque
- ✓ your lease
- ✓ and more!

Your Name

Your Name
Current Address



**Don't have the right ID?
That's OK. You can still vote.**


Make sure you go to the polling place with a neighbour or roommate—someone from Swift Current who can vouch for who you are and where you live. You'll sign a form declaring your name and address. Then you can vote.

3 Your election worker will hand you a **ballot**. They'll point you towards an empty **polling station**—that's the private table where you'll go to vote. It will have a **voting screen** around it, so no one can see who you vote for.




A **ballot** is a piece of paper with a list of all the people you can vote for.

4 There will be a pencil behind the voting screen. Use it to vote for the person you want by marking an **X** next to their name.




✗ Remember...
You can only vote for one candidate.
You can only vote once.

5 Fold your ballot in half to keep your vote a secret.



6 Walk back to the election worker. They'll show you the box where everyone at your polling station is putting their ballots. Put your folded ballot in the box.



That's it—you're done!

You've voted in the Swift Current 2018 Provincial By-Election.

